



NAPOLI2019
30TH SUMMER UNIVERSIADE



VOLLEYBALL

RESULTS BOOK

Version n. ~~1.1~~

Competition Schedule

As of FRI 12 JUL 2019 at 20:00

Date	Start Time	Estimated Finish Time	Teams	Gender	Phase	Game No.	Venue	
FRI 5 JUL 2019	12:00	14:00	TPE - ARG	Women	Preliminary Group C	1	Palacoscioni	
	12:00	14:00	MEX - ARG	Men	Preliminary Group D	1	Palasele	
	12:00	14:00	CHI - CZE	Men	Preliminary Group A	2	Palazzetto dello Sport	
	12:00	14:00	CAN - MEX	Women	Preliminary Group A	2	Palatedeschi	
	14:30	16:30	SUI - JPN	Women	Preliminary Group D	3	Palasele	
	14:30	16:30	TPE - UKR	Men	Preliminary Group A	3	Palazzetto dello Sport	
	14:30	16:30	CZE - HUN	Women	Preliminary Group C	4	Palacoscioni	
	14:30	16:30	THA - RUS	Women	Preliminary Group A	5	Palatedeschi	
	17:30	19:30	SUI - ITA	Men	Preliminary Group D	4	Palasele	
	17:30	19:30	BRA - POL	Men	Preliminary Group C	5	Palatedeschi	
	17:30	19:30	GER - UKR	Women	Preliminary Group B	6	Palacoscioni	
	17:30	19:30	USA - KOR	Men	Preliminary Group B	6	Palazzetto dello Sport	
	20:00	22:00	FRA - IRI	Men	Preliminary Group C	7	Palatedeschi	
	20:00	22:00	USA - ITA	Women	Preliminary Group D	7	Palasele	
	20:00	22:00	RUS - POR	Men	Preliminary Group B	8	Palazzetto dello Sport	
	20:00	22:00	BRA - CHN	Women	Preliminary Group B	8	Palacoscioni	
	SAT 6 JUL 2019	12:00	14:00	MEX - RUS	Women	Preliminary Group A	9	Palatedeschi
		12:00	14:00	JPN - MEX	Men	Preliminary Group D	9	Palasele
		12:00	14:00	ARG - HUN	Women	Preliminary Group C	10	Palazzetto dello Sport
		12:00	14:00	CZE - TPE	Men	Preliminary Group A	10	Palacoscioni
14:30		16:30	USA - SUI	Women	Preliminary Group D	11	Palasele	
14:30		16:30	HKG - CHI	Men	Preliminary Group A	11	Palacoscioni	
14:30		16:30	CAN - THA	Women	Preliminary Group A	12	Palatedeschi	
14:30		16:30	TPE - CZE	Women	Preliminary Group C	13	Palazzetto dello Sport	
17:30		19:30	POL - FRA	Men	Preliminary Group C	12	Palasele	
17:30		19:30	CAN - BRA	Men	Preliminary Group C	13	Palacoscioni	
17:30		19:30	CHN - UKR	Women	Preliminary Group B	14	Palatedeschi	
17:30		19:30	KOR - RUS	Men	Preliminary Group B	14	Palazzetto dello Sport	
20:00		22:00	ITA - JPN	Women	Preliminary Group D	15	Palasele	
20:00		22:00	ARG - SUI	Men	Preliminary Group D	15	Palacoscioni	
20:00		22:00	CHN - USA	Men	Preliminary Group B	16	Palazzetto dello Sport	
20:00		22:00	BRA - GER	Women	Preliminary Group B	16	Palatedeschi	
SUN 7 JUL 2019		12:00	14:00	THA - MEX	Women	Preliminary Group A	17	Palatedeschi
	12:00	14:00	IRI - POL	Men	Preliminary Group C	17	Palasele	
	12:00	14:00	CZE - ARG	Women	Preliminary Group C	18	Palazzetto dello Sport	
	12:00	14:00	TPE - HKG	Men	Preliminary Group A	18	Palacoscioni	
	14:30	16:30	JPN - USA	Women	Preliminary Group D	19	Palasele	
	14:30	16:30	FRA - CAN	Men	Preliminary Group C	19	Palacoscioni	
	14:30	16:30	RUS - CAN	Women	Preliminary Group A	20	Palatedeschi	
	14:30	16:30	HUN - TPE	Women	Preliminary Group C	21	Palazzetto dello Sport	
	17:30	19:30	UKR - CZE	Men	Preliminary Group A	20	Palacoscioni	
	17:30	19:30	POR - KOR	Men	Preliminary Group B	21	Palazzetto dello Sport	
	17:30	19:30	SUI - ITA	Women	Preliminary Group D	22	Palasele	
	17:30	19:30	UKR - BRA	Women	Preliminary Group B	23	Palatedeschi	
	20:00	22:00	ITA - ARG	Men	Preliminary Group D	22	Palasele	
	20:00	22:00	SUI - JPN	Men	Preliminary Group D	23	Palacoscioni	

Competition Schedule

As of FRI 12 JUL 2019 at 20:00

Date	Start Time	Estimated Finish Time	Teams	Gender	Phase	Game No.	Venue	
MON 8 JUL 2019	20:00	22:00	GER - CHN	Women	Preliminary Group B	24	Palatedeschi	
	20:00	22:00	RUS - CHN	Men	Preliminary Group B	24	Palazzetto dello Sport	
	12:00	14:00	CHI - TPE	Men	Preliminary Group A	25	Palasele	
	12:00	14:00	BRA - FRA	Men	Preliminary Group C	26	Palascoscioni	
	14:30	16:30	HKG - UKR	Men	Preliminary Group A	27	Palasele	
	14:30	16:30	CAN - IRI	Men	Preliminary Group C	28	Palascoscioni	
	17:30	19:30	USA - RUS	Men	Preliminary Group B	29	Palasele	
	17:30	19:30	CHN - POR	Men	Preliminary Group B	30	Palascoscioni	
	20:00	22:00	JPN - ITA	Men	Preliminary Group D	31	Palasele	
	20:00	22:00	MEX - SUI	Men	Preliminary Group D	32	Palascoscioni	
TUE 9 JUL 2019	12:00	14:00	RUS - CZE	Women	Quarter-finals	25	Palasele	
	12:00	14:00	THA - ARG	Women	Quarterfinals 9-16	26	Palascoscioni	
	12:00	14:00	KOR - CHN	Men	Preliminary Group B	33	Palatedeschi	
	12:00	14:00	UKR - CHI	Men	Preliminary Group A	34	Palazzetto dello Sport	
	14:30	16:30	JPN - GER	Women	Quarter-finals	27	Palasele	
	14:30	16:30	USA - UKR	Women	Quarterfinals 9-16	28	Palascoscioni	
	14:30	16:30	POR - USA	Men	Preliminary Group B	35	Palatedeschi	
	14:30	16:30	CZE - HKG	Men	Preliminary Group A	36	Palazzetto dello Sport	
	17:30	19:30	BRA - ITA	Women	Quarter-finals	29	Palascoscioni	
	17:30	19:30	CHN - SUI	Women	Quarterfinals 9-16	30	Palatedeschi	
	17:30	19:30	ARG - JPN	Men	Preliminary Group D	37	Palasele	
	17:30	19:30	POL - CAN	Men	Preliminary Group C	38	Palazzetto dello Sport	
	20:00	22:00	HUN - CAN	Women	Quarter-finals	31	Palascoscioni	
	20:00	22:00	TPE - MEX	Women	Quarterfinals 9-16	32	Palatedeschi	
	20:00	22:00	ITA - MEX	Men	Preliminary Group D	39	Palasele	
	20:00	22:00	IRI - BRA	Men	Preliminary Group C	40	Palazzetto dello Sport	
	WED 10 JUL 2019	12:00	14:00	CZE - GER	Women	Semifinals 5-8	33	Palasele
12:00		14:00	THA - UKR	Women	Semifinals 13-16	34	Palascoscioni	
14:30		16:30	CAN - BRA	Women	Semifinals 5-8	35	Palasele	
14:30		16:30	MEX - CHN	Women	Semifinals 13-16	36	Palascoscioni	
17:30		19:30	RUS - JPN	Women	Semi-finals	37	Palasele	
17:30		19:30	ARG - USA	Women	Semifinals 9-12	38	Palascoscioni	
20:00		22:00	HUN - ITA	Women	Semi-finals	39	Palasele	
20:00		22:00	TPE - SUI	Women	Semifinals 9-12	40	Palascoscioni	
THU 11 JUL 2019		12:00	14:00	CZE - CAN	Women	Final 7th-8th Place	41	Palascoscioni
		12:00	14:00	RUS - JPN	Men	Quarter-finals	41	Palasele
	12:00	14:00	USA - SUI	Men	Quarterfinals 9-16	42	Palatedeschi	
	12:00	14:00	THA - MEX	Women	Final 15th-16th Pl.	42	Palazzetto dello Sport	
	14:30	16:30	GER - BRA	Women	Final 5th-6th Place	43	Palascoscioni	
	14:30	16:30	POL - TPE	Men	Quarter-finals	43	Palasele	
	14:30	16:30	BRA - CHI	Men	Quarterfinals 9-16	44	Palatedeschi	
	14:30	16:30	UKR - CHN	Women	Final 13th-14th Pl.	44	Palazzetto dello Sport	
	17:30	19:30	ARG - TPE	Women	Final 11th-12th Pl.	45	Palascoscioni	
	17:30	19:30	CZE - FRA	Men	Quarter-finals	45	Palasele	
	17:30	19:30	UKR - CAN	Men	Quarterfinals 9-16	46	Palatedeschi	
	17:30	19:30	HKG - MEX	Men	Semifinals 17-20	47	Palazzetto dello Sport	



Competition Schedule

As of FRI 12 JUL 2019 at 20:00

Date	Start Time	Etimated Finish Time	Teams	Gender	Phase	Game No.	Venue
FRI 12 JUL 2019	20:00	22:00	USA - SUI	Women	Final 9th-10th Place	46	Palacoscioni
	20:00	22:00	ITA - POR	Men	Quarter-finals	48	Palasele
	20:00	22:00	ARG - KOR	Men	Quarterfinals 9-16	49	Palatedeschi
	20:00	22:00	CHN - IRI	Men	Semifinals 17-20	50	Palazzetto dello Sport
	12:00	14:00	POL - RUS	Men	Semi-finals	51	Palasele
	12:00	14:00	TPE - JPN	Men	Semifinals 5-8	52	Palacoscioni
	12:00	14:00	BRA - SUI	Men	Semifinals 9-12	53	Palatedeschi
	14:30	16:30	FRA - ITA	Men	Semi-finals	54	Palasele
	14:30	16:30	CZE - POR	Men	Semifinals 5-8	55	Palacoscioni
	14:30	16:30	CAN - KOR	Men	Semifinals 9-12	56	Palatedeschi
	14:30	16:30	HKG - CHN	Men	Final 19th-20th Pl.	57	Palazzetto dello Sport
	17:30	19:30	JPN - HUN	Women	Bronze-medal Match	47	Palasele
	17:30	19:30	UKR - ARG	Men	Semifinals 13-16	58	Palacoscioni
	17:30	19:30	CHI - USA	Men	Semifinals 13-16	59	Palatedeschi
	17:30	19:30	MEX - IRI	Men	Final 17th-18th Pl.	60	Palazzetto dello Sport
SAT 13 JUL 2019	20:30	22:30	RUS - ITA	Women	Gold-medal Match	48	Palasele
	12:00	14:00	POR - TPE	Men	Final 7th-8th Place	61	Palacoscioni
	12:00	14:00	CAN - BRA	Men	Final 11th-12th Pl.	62	Palatedeschi
	12:00	14:00	ARG - USA	Men	Final 15th-16th Pl.	63	Palazzetto dello Sport
	14:30	16:30	CZE - JPN	Men	Final 5th-6th Place	64	Palacoscioni
	14:30	16:30	KOR - SUI	Men	Final 9th-10th Place	65	Palatedeschi
	14:30	16:30	UKR - CHI	Men	Final 13th-14th Pl.	66	Palazzetto dello Sport
	17:30	19:30	FRA - RUS	Men	Bronze-medal Match	67	Palasele
20:30	22:30	ITA - POL	Men	Gold-medal Match	68	Palasele	

LEGEND
L Loser

No. Number

W Winner



Competition Officials

Function	Name	Country
Referee	ASAI	JPN - Japan
	KOVAR	CZE - Czech Republic
	LEE	HKG - Hong Kong
	LOT	ITA - Italy
	MEDVID	UKR - Ukraine
	MICHLICH	POL - Poland
	NAVA	MEX - Mexico
	ORMONDE	POR - Portugal
	PAVLOV	RUS - Russian Federation
	REJAEBAN	FRA - France
	WANG JUN	CHN - China
	CAREAGA	CHI - Chile
	CAMERON	CAN - Canada
	CHUNG	TPE - Chinese Taipei
	CINATL	CZE - Czech Republic
	COSTA	BRA - Brazil
	GONZALES	MEX - Mexico
	HALASZ	HUN - Hungary
	KELLEMBERGER	GER - Germany
	KITAMURA	JPN - Japan
	KITTICHAISOMBAT	THA - Thailand
	KOVALCHUK	UKR - Ukraine
	CABRERA	ARG - Argentina
	KOZLOVA	RUS - Russian Federation
	PAPADOPOL	ITA - Italy
	PIEROBON	ARG - Argentina
	STANLEY	USA - United States
	WANG HJ	CHN - China
	WOLF	SUI - Switzerland
	GRIEDER	SUI - Switzerland
	CHOI	KOR - Republic of Korea
	COUTINHO	BRA - Brazil
	DZIEWIRZ	CAN - Canada
	GHARIB	IRI - Islamic Republic of Iran
	HEMELGARN	USA - United States
	HSU	TPE - Chinese Taipei



Number of Entries by Country

As of FRI 12 JUL 2019

Code	Country	Number of Athletes		
		Men	Women	Total
ARG	Argentina	12	12	24
BRA	Brazil	12	12	24
CAN	Canada	12	12	24
CHI	Chile	12		12
CHN	China	12	12	24
CZE	Czech Republic	12	11	23
FRA	France	12		12
GER	Germany		12	12
HKG	Hong Kong	11		11
HUN	Hungary		12	12
IRI	Islamic Republic of Iran	12		12
ITA	Italy	12	12	24
JPN	Japan	12	12	24
KOR	Republic of Korea	12		12
MEX	Mexico	12	12	24
POL	Poland	12		12
POR	Portugal	12		12
RUS	Russian Federation	12	12	24
SUI	Switzerland	12	12	24
THA	Thailand		12	12
TPE	Chinese Taipei	12	12	24
UKR	Ukraine	12	12	24
USA	United States	12	12	24
	Total: 23	239	191	430

Medallists by event

As of SAT 13 JUL 2019 at 23:01

Event Name	Date	Medal	Name	CTRY Code
Women	FRI 12 JUL 2019	Gold	RUSSIA SMIRNOVA Kseniia SPERSKAITE Angelina STALNAYA Anastasia KURNOSOVA Kristina ZAYTSEVA Valeriya RUSSU Viktroriia EVDOKIMOVA Ekaterina NOVIK Elena RYSEVA Daria LAZAREVA Anna ZUBAREVA Olga VOROBYEVA Maria	RUS
		Silver	ITALY MOLINARO Beatrice CAMBI Carlotta BOSIO Francesca NAPODANO Francesca BERTI Beatrice NICOLETTI Anna VILLANI Francesca DE BORTOLI Chiara ANGELINA Giulia PERINELLI Elena BOTEZAT Alexandra NWAKALOR Sylvia Chinelo	ITA



Medallists by event

As of SAT 13 JUL 2019 at 23:01

Event Name	Date	Medal	Name	CTRY Code
Women	FRI 12 JUL 2019	Bronze	JAPAN INOUE Arisa SUGI Ayaka SAWADA Yuka FURUYA Chinami SADAKANE Riho TAKASO Minami OIKAWA Mayu TANAKA Saki MATSUI Tamaki YOKOTA Mami SHIMA Mikoto IKEYA Yuka	JPN

Medallists by event

As of SAT 13 JUL 2019 at 23:01

Event Name	Date	Medal	Name	CTRY Code
Men	SAT 13 JUL 2019	Gold	ITALY RICCI Fabio PINALI Giulio MILAN Sebastiano RAFFAELLI Giacomo POLO Alberto ROMANO' Yuri ZONCA Paolo PIEROTTI Marco SALSI Nicola PICCINELLI Alessandro GALASSI Gianluca ZOPPELLARI Francesco	ITA
		Silver	POLAND NOWAKOWSKI Jan KEDZIERSKI Michal KOZUB Lukasz LIPINSKI Bartlomiej LEMANSKI Bartlomiej GRUSZCZYNSKI Jedrzej NIEMIEC Patryk FILIPIAK Bartosz SEMENIUK Kamil MASLOWSKI Mateusz HALABA Pawel DOMAGALA Damian	POL



Medallists by event

As of SAT 13 JUL 2019 at 23:01

Event Name	Date	Medal	Name	CTRY Code
Men	SAT 13 JUL 2019	Bronze	RUSSIA PANKOV Pavel KLETS Kirill SURMACHEVSKIY Andrey KONONOV Aleksei URSOV Kirill PAKSHIN Roman BOGDAN Denis YAKOVLEV Dmitry POROSHIN Roman BELOGORTSEV Maksim MELNIKOV Aleksandr KRIVITCHENKO Semen	RUS



Team Roster

As of FRI 12 JUL 2019 at 15:00

ARG - Argentina

No.	Name	Pos.	Han.	Height m / ft	Weight kg / lb	Highest R Spike cm.	Block cm.	Date Birth	University
1	NIELSON RAMELLA Ramiro Nicolas	OS		1.92 / 6' 4"	86/190			13 MAY 199	National University Of San Juan
4	GIRAUDO ESCURRA Nicolas	MB		2.01 / 6' 7"	93/205			3 AUG 1994	National University Of The Third Of Febru
5	FERNANDEZ Ignacio Martin	L		1.80 / 5' 11"	75/165			7 JUN 1994	National University Of The Third Of Febru
6	ROBINS Nicolas	MB		1.93 / 6' 4"	89/196			25 SEP 199	Universidad Provincial De Cordoba
7	CACERES Franco Hernan	WS		1.98 / 6' 6"	94/207			28 MAR 199	National University Of Catamarca
8	BITAR Gaspar	S		1.83 / 6' 0"	73/161			19 NOV 199	National University Of The Third Of Febru
9	ARDUINO Andres Nicolas	WS		1.87 / 6' 2"	84/185			12 JUN 199	National Technical University
10	ROBERTS Ignacio	S		1.82 / 6' 0"	82/181			28 MAY 199	University Of Buenos Aires
11	BUCCIARELLI Juan Horacio	OS		1.98 / 6' 6"	92/203			26 NOV 199	Business University Of The Twenty-First
14	TERAN ULLOA Manuel	OS		1.95 / 6' 5"	93/205			20 MAY 199	National University Of Tucuman
15	RAJCZAKOWSKI Flavio Jose	MB		2.01 / 6' 7"	94/207			10 JUL 1998	Instituto Superior De Educacion Fisica No
18	BENAVIDEZ Felipe	WS		1.93 / 6' 4"	84/185			31 JAN 199	University Of Buenos Aires
	Team Minimum			1.80 / 5' 11"	73/161				
	Team Average			1.92 / 5' 11"	87/161				
	Team Maximum			2.01 / 5' 11"	94/161				

Uniform Colours

Uniform Colours	Shirt	Shorts
Main	White	
2nd	Blue	

Technical Staff:

Team Head Coach	KANTOR Waldo Ariel
Team Assistant Coach	PEREIRA Pablo
Team Assistant Coach	SIMARO Esteban Ricardo



Team Roster

As of FRI 12 JUL 2019 at 15:00

BRA - Brazil

No.	Name	Pos.	Han.	Height m / ft	Weight kg / lb	Highest R Spike cm.	Block cm.	Date Birth	University
1	TORELLI Cristiano	S		1.93 / 6' 4"	83/183			29 OCT 199	Integrated Faculties Of Upis
2	SANTOS Matheus	L		1.81 / 5' 11"	90/198			27 OCT 199	Integrated Faculties Of Upis
3	GROSSI Anderson	MB		2.04 / 6' 8"	98/216			31 MAY 199	Guarulhos University
4	SANTOS OLIVEIRA Cristiano	WS		1.88 / 6' 2"	94/207			23 OCT 199	Integrated Faculties Of Upis
6	ALCANTARA Victor	MB		1.92 / 6' 4"	90/198			21 MAR 199	Guarulhos University
8	VITORIA Edgar	S		1.84 / 6' 0"	76/168			10 JAN 199	Integrated Faculties Of Vitoria
9	SILVA Luan	WS		1.93 / 6' 4"	94/207			20 OCT 199	University Centre Of Maringa
10	VENTURA MACHADO Pablo Natan	WS		1.95 / 6' 5"	97/214			29 APR 199	Integrated Faculties Of Upis
11	TIMBO Kaio Felipe	MB		2.01 / 6' 7"	103/227			30 JUN 199	Integrated Faculties Of Upis
13	MORALEZ Renan	MB		1.99 / 6' 6"	103/227			3 JAN 1994	Estacio De Sa Faculty Of Belo Horizonte
14	MARCARINI Raphael	WS		2.03 / 6' 8"	99/218			12 JAN 199	Estacio De Sa Faculty Of Belo Horizonte
16	PEREIRA Dario	OS		1.98 / 6' 6"	74/163			15 JAN 199	Integrated Faculties Of Upis
	Team Minimum			1.81 / 5' 11"	74/163				
	Team Average			1.94 / 5' 11"	92/163				
	Team Maximum			2.04 / 5' 11"	103/163				

Uniform Colours

Uniform Colours	Shirt	Shorts
Main	Yellow	
2nd	Blue	

Technical Staff:

Team Head Coach	THIESSEN Flavio
Team Assistant Coach	THIESSEN Marcelo
Team Assistant Coach	MAUES Rodrigo
Team Physioterapist	MELO Aristides



Team Roster

As of FRI 12 JUL 2019 at 15:00

CAN - Canada

No.	Name	Pos.	Han.	Height m / ft	Weight kg / lb	Highest R Spike cm.	Block cm.	Date Birth	University
1	CRANSTON Blain	S		1.97 / 6' 6"	78/172	352	324	13 APR 199	University Of Calgary
2	MORTENSEN Dylan	WS		1.99 / 6' 6"	90/198	361	335	30 OCT 199	University Of Saskatchewan
3	DIXON Reece	S		1.88 / 6' 2"	75/165	339	320	21 JUN 199	Brandon University
4	FRIESEN Seth	WS		2.03 / 6' 8"	107/236	358	335	28 MAR 199	Brandon University
6	HOBERN George	MB		2.03 / 6' 8"	108/238	356	337	9 DEC 1996	University Of Alberta
7	PEREIRA Jordan	L		1.85 / 6' 1"	80/176	335	301	8 MAR 1998	Mcmaster University
8	JOHNSON Pierce	OS		1.93 / 6' 4"	87/192	352	322	11 JUL 1998	University Of Windsor
9	MOATE Johnathan	MB		2.03 / 6' 8"	98/216	360	339	3 OCT 1996	University Of Windsor
12	IRELAND Craig	OS		1.95 / 6' 5"	85/187	351	328	22 OCT 199	Mcmaster University
13	TAYLOR Warren	MB		1.99 / 6' 6"	97/214	354	325	2 MAR 1995	Nipissing University
15	HUTCHESON Zachary	WS		1.93 / 6' 4"	93/205	344	320	17 SEP 199	Queen'S University
16	METCALF Mason	MB		1.96 / 6' 5"	90/198	340	320	9 AUG 1997	Brandon University
	Team Minimum			1.85 / 6' 1"	75/165	335	301		
	Team Average			1.96 / 6' 1"	91/165	350	326		
	Team Maximum			2.03 / 6' 1"	108/165	361	339		

Uniform Colours

Uniform Colours	Shirt	Shorts
Main	White	
2nd	Red	

Technical Staff:

Team Head Coach	PRESTON David
Team Assistant Coach	WILSON Grant
Team Physioterapist	PALADINO Natalie
Team Assistant Coach	GRAVELLE James



Team Roster

As of FRI 12 JUL 2019 at 15:00

CHI - Chile

No.	Name	Pos.	Han.	Height m / ft	Weight kg / lb	Highest R Spike cm.	Block cm.	Date Birth	University
1	SHILLING Jan	MB		1.90 / 6' 3"	83/183	290	303	3 AUG 1994	Federico Santa Maria Technical Universit
4	CASTILLO Leonardo	S		1.77 / 5' 10"	66/146	280	290	26 JAN 199	University Of Santiago De Chile
5	SOTO Sebastian	L		1.78 / 5' 10"	100/220	280	287	9 NOV 1998	Catholic University Of The Holy Conceptio
7	BAEZA Cristopher	WS		1.97 / 6' 6"	87/192	288	304	21 DEC 199	Catholic University Of The Holy Conceptio
9	ARDILES Nicolas	WS		1.88 / 6' 2"	86/190	289	301	19 OCT 200	Andres Bello University
11	RUIZ Benjamin	OS		1.86 / 6' 1"	86/190	295	303	14 JUL 1997	University Of Concepcion
12	LEON Joaquin	S		1.91 / 6' 3"	93/205	290	297	23 OCT 199	University Of Concepcion
13	DROGUETT Vicente	WS		1.90 / 6' 3"	90/198	290	301	23 JUN 200	Andres Bello University
14	JERIA Rodrigo	WS		1.93 / 6' 4"	93/205	290	300	25 APR 199	University Of Chile
16	ZENTENO Julian	MB		1.93 / 6' 4"	80/176	291	302	12 JUL 1999	University Of Chile
18	BORELLI Gianluca	OS		1.91 / 6' 3"	80/176	290	301	25 JUN 199	University Of The Americas
20	FUENTES Bastian	MB		1.94 / 6' 4"	96/212	291	305	17 APR 199	Central University Of Chile
	Team Minimum			1.77 / 5' 10"	66/146	280	287		
	Team Average			1.89 / 5' 10"	87/146	289	300		
	Team Maximum			1.97 / 5' 10"	100/146	295	305		

Uniform Colours

Uniform Colours	Shirt	Shorts
Main	White	
2nd	Blue	

Technical Staff:

Team Head Coach	HERNANDEZ Cristian
Team Assistant Coach	ORELLANA Julio
Team Assistant Coach	SERRANO Claudio
Team Doctor	CABRERA Sebastian
Team Physioterapist	PEREZ Victor



Team Roster

As of FRI 12 JUL 2019 at 15:00

CHN - China

No.	Name	Pos.	Han.	Height m / ft	Weight kg / lb	Highest R		Date Birth	University
						Spike cm.	Block cm.		
1	XU Tongxi	WS		1.95 / 6' 5"	80/176	320	310	5 JUL 2000	Beijing Jiaotong University
2	WANG Chen	S		1.95 / 6' 5"	86/190	340	320	2 APR 1995	Beijing Sport University
4	LI Tianhao	L		1.83 / 6' 0"	70/154			4 MAY 1999	China University Of Petroleum (East Chin
5	SHENG Hao	MB		2.00 / 6' 7"	85/187	315	310	13 FEB 199	Nanchang University
6	REN Jian	S		2.00 / 6' 7"	86/190	315	310	10 JUN 199	Northwestern Polytechnical University
7	WANG Hao	S		2.00 / 6' 7"	75/165	325	340	14 DEC 199	Beihang University
8	LIU Gaoqiang	S		1.95 / 6' 5"	85/187	335	325	12 APR 199	China University Of Petroleum (East Chin
9	CHEN Huake	WS		1.91 / 6' 3"	73/161	320	310	3 JUL 1999	Sun Yat-Sen University
10	WU Pengzhi	S		2.00 / 6' 7"	100/220	308	298	2 MAR 1996	Beijing Jiaotong University
11	FU Xin	S		1.95 / 6' 5"	80/176	325	320	24 MAR 199	Beihang University
12	WANG Tianfeng	MB		2.00 / 6' 7"	82/181	320	315	1 OCT 1997	Northwestern Polytechnical University
17	SHEN Jiaxin	S		2.00 / 6' 7"	86/190	320	310	31 JUL 1999	Sun Yat-Sen University
				Team Minimum	1.83 / 6' 0"	70/154			
				Team Average	1.96 / 6' 0"	82/154	322	315	
				Team Maximum	2 / 6' 0"	100/154	340	340	

Uniform Colours	Shirt	Shorts
Main	Red	
2nd	Blue	
3rd	Yellow	

Technical Staff:

Team Head Coach	TANG Yi
Team Assistant Coach	LIN Minggui
Team Doctor	LIANG Yu



Team Roster

As of FRI 12 JUL 2019 at 15:00

CZE - Czech Republic

No.	Name	Pos.	Han.	Height m / ft	Weight kg / lb	Highest R Spike cm.	Block cm.	Date Birth	University
2	TIBITANZL Martin	MB		1.99 / 6' 6"	93/205			30 MAY 199	Institute Of Technology And Economics In
4	HLADIK Martin	OS		1.96 / 6' 5"	100/220			29 SEP 199	University Of Finance And Administration,
5	MOTYCKA Jakub	WS		1.92 / 6' 4"	82/181			26 MAY 199	Tomas Bata University In Zlin
6	KUPILIK Filip	S		1.88 / 6' 2"	82/181			10 NOV 199	University Of West Bohemia
7	SULC Marek	WS		1.90 / 6' 3"	85/187			15 FEB 199	Czech Technical University In Prague
8	KRAFFER Jiri	WS		1.92 / 6' 4"	88/194			6 JUN 1996	University Of West Bohemia
9	BARTOS Pavel	S		1.91 / 6' 3"	84/185			20 APR 199	University Of South Bohemia In Ceske Bu
10	JAKUBEC Vit	MB		2.02 / 6' 8"	80/176			28 FEB 199	Masaryk University
11	JANKU David	WS		1.93 / 6' 4"	92/203			16 JUN 199	Vsb - Technical University Of Ostrava
12	MIKULENKA Vladimir	MB		1.98 / 6' 6"	93/205			30 OCT 199	Metropolitan University Prague, O.P.S
13	INDRA Patrik	OS		2.00 / 6' 7"	90/198			8 DEC 1997	Technical University Of Liberec
16	KOVARIK Michael	L		1.90 / 6' 3"	80/176			19 NOV 199	Ambis College
	Team Minimum			1.88 / 6' 2"	80/176				
	Team Average			1.94 / 6' 2"	87/176				
	Team Maximum			2.02 / 6' 2"	100/176				

Uniform Colours

Uniform Colours	Shirt	Shorts
Main	White	
2nd	Blue	
3rd	Red	

Technical Staff:

Team Head Coach	VASINA Lubomir
Team Assistant Coach	MELICHAREK Zdenek
Team Physioterapist	SLAVIK Milan



Team Roster

As of FRI 12 JUL 2019 at 15:00

FRA - France

No.	Name	Pos.	Han.	Height m / ft	Weight kg / lb	Highest R Spike cm.	Block cm.	Date Birth	University
1	WALGENWITZ Dimitri	S		1.79 / 5' 10"	78/172			11 APR 199	Paris-Sud University - Paris 11
2	CAPET Maxime	OS		2.01 / 6' 7"	85/187			24 OCT 199	Grenoble School Of Management
3	BASIC Luka	MB		2.00 / 6' 7"	84/185			29 JAN 199	University Of Strasbourg
4	KABA Kevin	MB		2.03 / 6' 8"	94/207			8 JUN 1994	University Of Strasbourg
5	MEYER Leo	S		1.95 / 6' 5"	85/187			25 JAN 199	Enaco Online Business School
6	RODRIGUEZ Kevin	MB		2.02 / 6' 8"	95/209			13 NOV 199	University Of Strasbourg
7	PREVERT Gildas	MB		2.02 / 6' 8"	90/198			15 JUN 199	Institut De Formation Pedicure - Podologi
8	DEROUILLOON Pierre	WS		1.97 / 6' 6"	88/194			6 JUN 1999	Amos Business School
9	CARLE Timothee	WS		1.98 / 6' 6"	89/196			30 NOV 199	University Of Strasbourg
10	THORAL Thibault	WS		1.91 / 6' 3"	86/190			3 JAN 1997	Faculte Des Sciences Du Sport - Universit
11	DIEZ Benjamin	L		1.84 / 6' 0"	75/165			4 APR 1998	Enaco Online Business School
12	WINKELMULLER Julien	OS		1.98 / 6' 6"	80/176			31 JUL 1994	University Of Strasbourg
		Team Minimum		1.79 / 5' 10"	75/165				
		Team Average		1.96 / 5' 10"	86/165				
		Team Maximum		2.03 / 5' 10"	95/165				

Uniform Colours **Shirt** **Shorts**

Main White

2nd Blue

Technical Staff:

Team Head Coach	LE MARREC Loic
Team Assistant Coach	BELMADI Slimane
Team Assistant Coach	ROLAND Dominique
Physiotherapist	JOLY Mathilde



Team Roster

As of FRI 12 JUL 2019 at 15:00

HKG - Hong Kong

No.	Name	Pos.	Han.	Height m / ft	Weight kg / lb	Highest R Spike cm.	Block cm.	Date Birth	University
6	SO Chun Hin	OS		1.88 / 6' 2"	76/168	330	315	12 JUL 1996	The Hong Kong Polytechnic University
7	TANG Bo Yeung	MB		1.83 / 6' 0"	76/168	320	310	23 NOV 199	The Chinese University Of Hong Kong
8	LEE Ho Man	L		1.79 / 5' 10"	70/154	310	305	11 JUN 199	City University Of Hong Kong
10	KWOK Yin Chun (C)	WS		1.80 / 5' 11"	73/161	315	310	24 MAY 199	The Hong Kong Polytechnic University
11	LEUNG Ho Yin	WS		1.84 / 6' 0"	72/159	325	310	26 SEP 199	City University Of Hong Kong
12	TAI Kam Fung	S		1.85 / 6' 1"	72/159	320	310	13 SEP 199	The Chinese University Of Hong Kong
13	AU Chin To	WS		1.87 / 6' 2"	92/203	325	315	13 FEB 199	The Hong Kong Polytechnic University
15	LAU Chi Wing	S		1.76 / 5' 9"	68/150	320	315	23 MAR 199	The Hong Kong Polytechnic University
17	CHEUNG Yi Kit	MB		1.85 / 6' 1"	72/159	320	310	16 SEP 199	City University Of Hong Kong
18	POON Chi Leung	MB		1.88 / 6' 2"	74/163	329	315	30 JAN 199	City University Of Hong Kong
20	MAN Chun Hin	WS		1.79 / 5' 10"	73/161	322	310	24 OCT 199	City University Of Hong Kong
				Team Minimum	1.76 / 5' 10"	68/150	310	305	
				Team Average	1.83 / 5' 10"	74/150	321	311	
				Team Maximum	1.88 / 5' 10"	92/150	330	315	

Uniform Colours **Shirt** **Shorts**

Main White
2nd Green
3rd Red

Technical Staff:

Team Head Coach MAK Tsz Shun



Team Roster

As of FRI 12 JUL 2019 at 15:00

IRI - Islamic Rep. of Iran

No.	Name	Pos.	Han.	Height m / ft	Weight kg / lb	Highest R Spike cm.	Block cm.	Date Birth	University
2	MOUSAVIGARGARI Mirbabak	WS		1.93 / 6' 4"	85/187	320	305	8 APR 1997	Islamic Azad University
4	HAMOODI Hamid	S		1.99 / 6' 6"	90/198	320	290	26 JUN 199	Islamic Azad University
5	RANJBARZEIDABADI Saeid	OS		2.00 / 6' 7"	85/187	350	320	1 MAY 1998	Payame Noor University (Distance Educat
6	TAGHI ZADEH Rahman	MB		2.05 / 6' 9"	107/236	320	305	26 JUL 1995	University Of Applied Sciences And Tech
7	KARKHANEH Ghasem	WS		2.00 / 6' 7"	90/198	350	343	22 AUG 199	Islamic Azad University
9	ALLAH VERDIAN Sahand	MB		2.00 / 6' 7"	97/214	350	303	8 DEC 1995	Islamic Azad University
10	HEIDARI Kiavash	OS		2.00 / 6' 7"	90/198	340	310	27 APR 199	Islamic Azad University
11	FARHADI Amirhassan	WS		2.02 / 6' 8"	88/194	350	340	4 FEB 1998	Islamic Azad University
13	RAMEZANI Ali	S		2.02 / 6' 8"	97/214	330	310	5 MAY 1998	Shomal University
16	DALIRI Mohammad	L		1.88 / 6' 2"	84/185	315	305	1 FEB 1995	Islamic Azad University
17	SHAHSAVAND Shayan	WS		1.92 / 6' 4"	82/181	340	305	7 APR 1997	Islamic Azad University
20	EINISAMAREIN Tayeb	MB		2.05 / 6' 9"	95/209	325	315	30 MAY 199	Islamic Azad University
	Team Minimum			1.88 / 6' 2"	82/181	315	290		
	Team Average			1.99 / 6' 2"	91/181	334	313		
	Team Maximum			2.05 / 6' 2"	107/181	350	343		

Uniform Colours **Shirt** **Shorts**

Main White

2nd Blue

Technical Staff:

Team Head Coach POUR AROJI Ali
 Team Assistant Coach MOGHDDAMMANESH Mehdi
 Team Doctor RAHIMI Seyed Mohsen



Team Roster

As of FRI 12 JUL 2019 at 15:00

ITA - Italy

No.	Name	Pos.	Han.	Height m / ft	Weight kg / lb	Highest R Spike cm.	Block cm.	Date Birth	University
1	RICCI Fabio (C)	WS		1.80 / 5' 11"	78/172			11 JUL 1994	Bio-Medical Campus University Of Rome
2	PINALI Giulio	MB		1.80 / 5' 11"	80/176			2 JUL 1997	Bio-Medical Campus University Of Rome
3	MILAN Sebastiano	OS		1.86 / 6' 1"	80/176			6 APR 1995	University Of Bologna
4	RAFFAELLI Giacomo	L		1.89 / 6' 2"	87/192			7 FEB 1995	University Of Rome La Sapienza
5	POLO Alberto	OS		1.90 / 6' 3"	80/176			7 SEP 1995	Bio-Medical Campus University Of Rome
6	ROMANO Yuri	WS		1.80 / 5' 11"	78/172			26 JUL 1997	University Of Milano-Bicocca
8	ZONCA Paolo	WS		1.86 / 6' 1"	80/176			13 MAY 1999	University Of Florence
9	PIEROTTI Marco	MB		1.85 / 6' 1"	77/170			19 JUN 1999	Bio-Medical Campus University Of Rome
10	SALSI Nicola	S		1.87 / 6' 2"	80/176			13 SEP 1999	University Of Parma
11	PICCINELLI Alessandro	L		1.79 / 5' 10"	76/168			30 JAN 1999	Niccolo Cusano Online University
12	GALASSI Gianluca	WS		1.89 / 6' 2"	80/176			24 JUL 1997	Niccolo Cusano Online University
13	ZOPPELLARI Francesco	S		1.80 / 5' 11"	76/168			27 MAY 1999	Bio-Medical Campus University Of Rome
	Team Minimum			1.79 / 5' 10"	76/168				
	Team Average			1.84 / 5' 10"	79/168				
	Team Maximum			1.9 / 5' 10"	87/168				

Uniform Colours	Shirt	Shorts
Main	White	
2nd	Blue	
3rd	Blue	

Technical Staff:

Team Head Coach	GRAZIOSI Gianluca
Team Assistant Coach	TOMASELLO Giacomo
Team Assistant Coach	GIORDANI Massimiliano
Team Doctor	PIATTI Massimiliano
Team Physioterapist	CENCINI Sebastiano



Team Roster

As of FRI 12 JUL 2019 at 15:00

JPN - Japan

No.	Name	Pos.	Han.	Height m / ft	Weight kg / lb	Highest R		Date Birth	University
						Spike cm.	Block cm.		
1	TAKANASHI Kenta	OS		1.89 / 6' 2"	78/172	337	320	25 MAR 199	Nippon Sport Science University
2	KATSUOKA Masato	WS		1.82 / 6' 0"	77/170	330	305	3 JUL 1996	Osaka Sangyo University
3	HIGUCHI Yuki	WS		1.91 / 6' 3"	79/174	345	320	27 APR 199	University Of Tsukuba
4	ARAI Yudai	OS		1.88 / 6' 2"	86/190	350	330	27 JUN 199	Tokai University
5	KORI Hiroya	WS		1.95 / 6' 5"	83/183	345	330	6 FEB 1996	Nihon University
6	MIYAURA Kento	OS		1.89 / 6' 2"	78/172	339	320	22 FEB 199	Waseda University
7	MURAYAMA Go	MB		1.91 / 6' 3"	88/194	330	315	30 JUL 1998	Waseda University
8	UMEMOTO Rintaro	MB		1.93 / 6' 4"	78/172	337	325	9 APR 1998	Chuo University
9	KASHIMURA Hirohito	MB		1.95 / 6' 5"	87/192	345	325	15 JAN 199	Keio University
10	KOBAYASHI Mitsuki	S		1.73 / 5' 8"	69/152	328	310	10 MAY 199	Waseda University
11	EIRO Motoki	S		1.92 / 6' 4"	80/176	328	315	8 JUN 1996	Tokai University
12	OGAWA Tomohiro	L		1.75 / 5' 9"	66/146	305	270	4 JUL 1996	Meiji University
				Team Minimum	1.73 / 5' 8"	66/146	305	270	
				Team Average	1.88 / 5' 8"	79/146	335	315	
				Team Maximum	1.95 / 5' 8"	88/146	350	330	

Uniform Colours	Shirt	Shorts
Main	White	
2nd	Black	
3rd	Red	

Technical Staff:

Team Head Coach	MATSUI Taiji
Team Assistant Coach	MATSUNAGA Rio
Team Assistant Coach	FUJITA Kazuhiro
Team Doctor	SHIRAKAWA Nobuyuki
Team Physioterapist	MURAMOTO Yuki



Team Roster

As of FRI 12 JUL 2019 at 15:00

KOR - Republic of Korea

No.	Name	Pos.	Han.	Height m / ft	Weight kg / lb	Highest R		Date Birth	University
						Spike cm.	Block cm.		
1	HONG Sanghyeok	WS		1.94 / 6' 4"	88/194	305	320	20 JUL 1998	Hanyang University
2	SONG Wongeun	MB		1.98 / 6' 6"	83/183	305	320	23 JAN 199	Inha University
3	GIM Myeongwan	S		1.96 / 6' 5"	80/176	295	300	8 JUL 1997	Kyonggi University
4	KIM Gwangil	S		1.89 / 6' 2"	78/172	290	310	30 MAR 199	Joongbu University
5	KOO Jahyeok	L		1.81 / 5' 11"	77/170	300	310	10 JUL 1998	Hanyang University
6	KIM Jeongho (C)	WS		1.87 / 6' 2"	83/183	280	300	1 MAR 1997	Kyung Hee University
7	JEONG Seonghwan	MB		1.97 / 6' 6"	85/187	290	295	23 FEB 199	Kyonggi University
8	JUENG Taehyun	WS		1.94 / 6' 4"	85/187	305	320	8 MAY 1997	Kyonggi University
9	GU Bonseung	OS		1.94 / 6' 4"	80/176	300	310	13 MAR 199	Kyung Hee University
10	PARK Chanwoong	MB		1.96 / 6' 5"	80/176	305	320	13 AUG 199	Hanyang University
11	KIM Seungtae	MB		1.94 / 6' 4"	87/192	290	300	26 MAR 199	Sungkyunkwan University
12	PARK Changseong	OS		2.00 / 6' 7"	90/198	320	298	21 SEP 199	Hanyang University
				Team Minimum	1.81 / 5' 11"	77/170	280	295	
				Team Average	1.93 / 5' 11"	83/170	299	309	
				Team Maximum	2 / 5' 11"	90/170	320	320	

Uniform Colours	Shirt	Shorts
Main	White	
2nd	Red	
3rd	Blue	

Technical Staff:

Team Head Coach	JANG Yeong Ki
Team Assistant Coach	SONG Byung Il
Team Assistant Coach	CHOI Eunho



Team Roster

As of FRI 12 JUL 2019 at 15:00

MEX - Mexico

No.	Name	Pos.	Han.	Height m / ft	Weight kg / lb	Highest R Spike cm.	Block cm.	Date Birth	University
1	MORENO HERNANDEZ Alejandro	WS		1.79 / 5' 10"	75/165			16 SEP 199	Autonomous University Of Nuevo Leon
3	RAMOS ACEVES Jose Jeronimo	WS		1.83 / 6' 0"	80/176			11 OCT 199	Udlap De Las Americas University Puebla
4	LOPEZ ARIAS Orlando	MB		1.97 / 6' 6"	96/212			19 MAY 199	Technological Institute Of Sonora
5	MORAILA QUINTERO Andres	L		1.79 / 5' 10"	70/154			7 NOV 1996	Autonomous University Of Sinaloa
6	RUBIO CAMARGO Jose Luis	WS		1.72 / 5' 8"	68/150			17 OCT 199	Autonomous University Of Sinaloa
8	CARDENAS VALDEZ Jose Angel	OS		1.76 / 5' 9"	69/152			26 MAY 199	Autonomous University Of Sinaloa
9	PARRA VALENZUELA Victor Manuel	MB		1.80 / 5' 11"	69/152			3 SEP 1999	Udlap De Las Americas University Puebla
10	MUNOZ LABRA Luis Manuel	S		1.82 / 6' 0"	90/198			3 OCT 1994	Autonomous University Of Nuevo Leon
12	FUENTES RASCON Mauro Isaac	OS		1.72 / 5' 8"	65/143			13 OCT 199	Cetys University
13	CAMPOS CHAVEZ Martin Humberto	L		1.75 / 5' 9"	80/176			28 SEP 199	Autonomous University Of Chihuahua
15	ARANDA VENTURA Christian Alejandro	S		1.71 / 5' 7"	68/150			9 APR 1997	Cetys University
17	BOJORQUEZ VILLANAZUL Luis Gerardo	MB		1.75 / 5' 9"	68/150			14 DEC 199	Autonomous University Of Sinaloa
	Team Minimum			1.71 / 5' 10"	65/143				
	Team Average			1.78 / 5' 10"	75/143				
	Team Maximum			1.97 / 5' 10"	96/143				

Uniform Colours **Shirt** **Shorts**

Main White
2nd Green

Technical Staff:

Team Head Coach MACIAS ARENAS Jesus Antonio
Team Assistant Coach LIZARRAGA AGUILAR Efrain Guadalupe
Team Assistant Coach ROSETE CARRERA Luis Carlos
Team Doctor MONDRAGON Tonatiuh



Team Roster

As of FRI 12 JUL 2019 at 15:00

POL - Poland

No.	Name	Pos.	Han.	Height m / ft	Weight kg / lb	Highest R Spike cm.	Block cm.	Date Birth	University
1	NOWAKOWSKI Jan	MB		2.02 / 6' 8"	103/227			17 MAY 199	The University Of Economy In Bydgoszcz
3	KEDZIERSKI Michal	S		1.94 / 6' 4"	89/196			9 AUG 1994	University Of Rzeszow
4	KOZUB Lukasz	S		1.87 / 6' 2"	87/192			3 NOV 1997	Academy Of Management And Administra
6	LIPINSKI Bartlomiej	OS		2.01 / 6' 7"	105/231			16 NOV 199	Academy Of Management And Administra
7	LEMANSKI Bartlomiej	MB		2.17 / 7' 1"	114/251			19 MAR 199	Academy Of Management And Administra
8	GRUSZCZYNSKI Jędrzej	OS		1.86 / 6' 1"	86/190			13 NOV 199	Academy Of Management And Administra
9	NIEMIEC Patryk	MB		2.02 / 6' 8"	90/198			18 FEB 199	Academy Of Management And Administra
10	FILIPIAK Bartosz	WS		1.97 / 6' 6"	95/209			27 FEB 199	The University Of Economy In Bydgoszcz
11	SEMENIUK Kamil	OS		1.94 / 6' 4"	85/187			16 JUL 1996	Academy Of Management And Administra
13	MASLOWSKI Mateusz	L		1.85 / 6' 1"	80/176			13 JUN 199	Academy Of Management And Administra
15	HALABA Pawel	OS		1.95 / 6' 5"	86/190			14 DEC 199	Kozminski University, Warsaw
18	DOMAGALA Damian	WS		1.99 / 6' 6"	90/198			23 APR 199	Academy Of Management And Administra
		Team Minimum		1.85 / 6' 1"	80/176				
		Team Average		1.97 / 6' 1"	93/176				
		Team Maximum		2.17 / 6' 1"	114/176				

Uniform Colours **Shirt** **Shorts**

Main White

2nd Red

Technical Staff:

Team Head Coach	WOICKI Pawel
Team Assistant Coach	PLINSKI Daniel
Team Assistant Coach	SLOMKA Artur
Team Physioterapist	BALA Natalia



Team Roster

As of FRI 12 JUL 2019 at 15:00

POR - Portugal

No.	Name	Pos.	Han.	Height m / ft	Weight kg / lb	Highest R		Date Birth	University
						Spike cm.	Block cm.		
1	SANTOS Frederico	S		1.90 / 6' 3"	73/161	335	320	16 SEP 199	Indiana University-Purdue University Fort
2	MENEZES Guilherme	MB		1.97 / 6' 6"	92/203	325	300	20 DEC 200	University Of Oporto
3	CAVALCANTI Rafael	OS		1.90 / 6' 3"	80/176	316	295	20 OCT 199	Polytechnic Institute Of Viana Do Castelo
4	SINFRONIO Miguel	MB		1.96 / 6' 5"	92/203	350	330	18 MAR 199	Lusophone University Of Humanities And
5	ROSA Andre	OS		1.94 / 6' 4"	85/187	325	300	26 JAN 199	University Of Aveiro
6	CUNHA Miguel	OS		1.96 / 6' 5"	99/218	325	298	18 AUG 199	University Of Minho
7	REIS Afonso	S		1.83 / 6' 0"	79/174	305	280	9 AUG 1999	University Of Oporto
8	PEIXOTO Miguel	L		1.72 / 5' 8"	67/148	295	275	28 AUG 200	Polytechnic Institute Of Oporto
9	GOMES Diogo	L		1.82 / 6' 0"	76/168	294	273	5 JAN 1996	University Of Oporto
10	CUNHA Bruno	OS		1.94 / 6' 4"	92/203	325	298	18 AUG 199	University Of Minho
11	MARQUES Andre	OS		1.88 / 6' 2"	73/161	325	310	10 APR 200	University Institute Of Maia
12	BELO Jose	MB		1.94 / 6' 4"	85/187	330	315	5 DEC 1999	Polytechnic Institute Of Oporto
				Team Minimum	1.72 / 5' 8"	67/148	294	273	
				Team Average	1.90 / 5' 8"	83/148	321	300	
				Team Maximum	1.97 / 5' 8"	99/148	350	330	

Uniform Colours **Shirt** **Shorts**

Main White

2nd Red

Technical Staff:

Team Head Coach	JOSE Joao
Team Assistant Coach	PRATA Carlos
Team Assistant Coach	MEDEIROS Rodrigo
Team Physioterapist	SOUSA Joao



Team Roster

As of FRI 12 JUL 2019 at 15:00

RUS - Russia

No.	Name	Pos.	Han.	Height m / ft	Weight kg / lb	Highest R Spike cm.	Block cm.	Date Birth	University
1	PANKOV Pavel (C)	S		1.98 / 6' 6"	108/238	345	330	14 AUG 199	Moscow State Academy Of Physical Educ
2	KLETS Kirill	OS		2.10 / 6' 11"	102/225	340	330	15 MAR 199	Smolensk State Academy Of Physical Ed
3	SURMACHEVSKIY Andrey	WS		1.96 / 6' 5"	98/216	335	325	22 JUN 199	Volga Region State Academy Of Physical
4	KONONOV Aleksei	MB		2.13 / 7' 0"	96/212	350	340	9 APR 1997	Smolensk State Academy Of Physical Ed
7	URSOV Kirill	WS		1.94 / 6' 4"	80/176	335	325	13 FEB 199	Tjumen State University
8	PAKSHIN Roman	WS		2.03 / 6' 8"	82/181	335	320	17 APR 199	Kemerovo State Agricultural Institute
9	BOGDAN Denis	WS		2.00 / 6' 7"	98/216	350	340	13 OCT 199	Smolensk State Academy Of Physical Ed
10	YAKOVLEV Dmitry	OS		2.04 / 6' 8"	98/216	350	340	21 JUN 199	Moscow State Regional University
11	POROSHIN Roman	S		2.01 / 6' 7"	99/218	332	321	28 AUG 199	Smolensk State Academy Of Physical Ed
13	BELOGORTSEV Maksim	MB		2.03 / 6' 8"	103/227	340	330	3 FEB 1996	Smolensk State Academy Of Physical Ed
16	MELNIKOV Aleksandr	MB		2.06 / 6' 9"	96/212	350	340	3 MAY 1997	Saratov State Agrarian University Named
19	KRIVITCHENKO Semen	L		1.83 / 6' 0"	83/183	305	305	6 MAR 1995	Smolensk State Academy Of Physical Ed
	Team Minimum			1.83 / 6' 0"	80/176	305	305		
	Team Average			2.01 / 6' 0"	95/176	339	329		
	Team Maximum			2.13 / 6' 0"	108/176	350	340		

Uniform Colours

Uniform Colours	Shirt	Shorts
Main	White	
2nd	Blue	

Technical Staff:

Team Head Coach	VERBOV Aleksey
Team Assistant Coach	SIDENKO Konstantin
Team Doctor	ERSHOV Ilia
Team Physioterapist	KAZANTSEV Alexander



Team Roster

As of FRI 12 JUL 2019 at 15:00

SUI - Switzerland

No.	Name	Pos.	Han.	Height m / ft	Weight kg / lb	Highest R		Date Birth	University
						Spike cm.	Block cm.		
1	ROTH Yves	OS		1.99 / 6' 6"	86/190	328	302	8 MAY 1997	University Of Zurich
2	HARKSEN Peer	S		1.94 / 6' 4"	88/194	330	320	30 DEC 199	University Of Zurich
3	FRAME Christopher	MB		1.96 / 6' 5"	90/198	346	315	17 APR 199	University Of Applied Sciences And Arts
6	VON BURG Mischa Nicola	MB		1.98 / 6' 6"	90/198	335	320	17 DEC 199	European Distance Education University
7	ZERIKA Karim	MB		1.99 / 6' 6"	87/192	346	326	2 DEC 1996	School Of Management And Engineering
8	ZELLER Quentin	WS		2.00 / 6' 7"	90/198	350	310	29 MAR 199	University Of Geneva
9	PFUND Reto	S		1.91 / 6' 3"	83/183	321	309	11 APR 199	University Of Lausanne
10	ULRICH Luca	WS		1.97 / 6' 6"	86/190	340	320	12 JAN 199	University Of Zurich
11	SUESS Nico	WS		1.93 / 6' 4"	81/179	331	311	5 MAR 1999	Hamburg University Of Applied Sciences
12	FISCHER Julian	L		1.73 / 5' 8"	66/146	325	315	4 NOV 1996	University Of Zurich
15	WEISIGK Julian	WS		1.95 / 6' 5"	90/198	335	320	16 FEB 200	University Of Konstanz
18	MIKA Irian	WS		1.92 / 6' 4"	84/185	330	305	22 DEC 199	Swiss Federal Institute Of Technology Zur
				Team Minimum	1.73 / 5' 8"	66/146	321	302	
				Team Average	1.94 / 5' 8"	85/146	335	314	
				Team Maximum	2 / 5' 8"	90/146	350	326	

Uniform Colours	Shirt	Shorts
Main	White	
2nd	Black	
3rd	Red	

Technical Staff:

Team Head Coach	MOTTA Mario
Team Assistant Coach	FOLMLI Marco
Team Assistant Coach	PAULI Melanie
Team Physioterapist	VOGEL Katja



Team Roster

As of FRI 12 JUL 2019 at 15:00

TPE - Chinese Taipei

No.	Name	Pos.	Han.	Height m / ft	Weight kg / lb	Highest R Spike cm.	Block cm.	Date Birth	University
2	JHANG Yun-Liang	L		1.66 / 5' 5"	76/168			28 AUG 199	National Taipei University Of Education
3	LIU Chia-Chang	S		1.83 / 6' 0"	67/148			2 OCT 1999	National Taiwan Normal University
4	CHEN Cheng-Chi	MB		1.92 / 6' 4"	85/187			29 JAN 199	Chung Yuan Christian University
6	CHANG Ching-Hsiang	WS		1.88 / 6' 2"	80/176			12 DEC 199	University Of Taipei
7	SHIH Hsiu-Chih	S		1.85 / 6' 1"	79/174			24 JUL 1995	National Taipei University Of Education
8	CHEN Chien-Ting	MB		1.93 / 6' 4"	90/198			23 MAR 199	National Taiwan Normal University
9	KAO Wei-Cheng	OS		1.80 / 5' 11"	70/154			29 OCT 199	National Taiwan Normal University
10	SU Hou-Chen	L		1.81 / 5' 11"	84/185			14 SEP 199	National Taiwan Normal University
11	WU Tsung-Hsuan	OS		1.87 / 6' 2"	84/185			9 JUL 1994	National Taiwan Normal University
12	SUNG Po-Ting	WS		1.86 / 6' 1"	84/185			2 SEP 1998	National Taipei University Of Education
19	LIN Yu-Cheng	MB		1.95 / 6' 5"	85/187			7 NOV 1999	National Changhua University Of Educati
20	CHIAO Hsuan-Cheng	WS		1.83 / 6' 0"	80/176			9 JUN 1999	National Changhua University Of Educati
	Team Minimum			1.66 / 5' 11"	67/148				
	Team Average			1.85 / 5' 11"	80/148				
	Team Maximum			1.95 / 5' 11"	90/148				

Uniform Colours	Shirt	Shorts
Main	White	
2nd	Blue	
3rd	Red	

Technical Staff:

Team Head Coach	MORO Branislav
Team Assistant Coach	VULICEVIC Dejan
Team Assistant Coach	LIU Kuo Tai
Team Physioterapist	PENG Kai Yao



Team Roster

As of FRI 12 JUL 2019 at 15:00

UKR - Ukraine

No.	Name	Pos.	Han.	Height m / ft	Weight kg / lb	Highest R		Date Birth	University
						Spike cm.	Block cm.		
1	HOLOVEN Oleksii	S		1.98 / 6' 6"	88/194	310	290	12 JAN 199	Kamyanets-Podilskyi Ivan Ohienko Nation
2	KLOCHKO Kyrylo	WS		1.90 / 6' 3"	80/176	320	345	9 DEC 1996	Chernihiv State Technological University
3	MAZENKO Bohdan	MB		1.98 / 6' 6"	86/190	310	295	18 MAY 199	Kamyanets-Podilskyi Ivan Ohienko Nation
4	OSTAPENKO Volodymyr	MB		1.90 / 6' 3"	80/176	320	345	30 JUL 1998	Kharkiv State Academy Of Railway Trans
5	KISILIUk Yevhenii	WS		1.97 / 6' 6"	92/203	320	300	27 JAN 199	Pereyaslav-Khmelnytsky State G.S. Skov
6	ZHUKOV Borys	WS		1.98 / 6' 6"	88/194	317	300	6 AUG 1996	Sumy State University
7	KRYVOBOK Ivan	OS		1.95 / 6' 5"	100/220	340	320	27 MAY 199	Kharkiv State Institute Of Physical Educati
8	KHOMYN Mykola	S		1.97 / 6' 6"	93/205	320	300	8 MAR 1995	Rivne State Humanitarian University
9	ONIPKO Bohdan	OS		1.90 / 6' 3"	80/176	320	345	14 DEC 199	Poltava National Technical University Na
10	SOTNYK Nik	OS		1.92 / 6' 4"	89/196	310	290	10 JUN 199	Poltava State Agrarian Academy
11	KRAIEVSKYI Viktor	L		1.89 / 6' 2"	85/187	320	300	12 JAN 199	Kamyanets-Podilskyi Ivan Ohienko Nation
12	KLEPKO Heorhii	MB		2.00 / 6' 7"	91/201	325	305	12 FEB 199	Lviv National Agrarian University
				Team Minimum	1.89 / 6' 2"	80/176	310	290	
				Team Average	1.95 / 6' 2"	88/176	319	311	
				Team Maximum	2 / 6' 2"	100/176	340	345	

Uniform Colours

Shirt	White
Shorts	Blue

Technical Staff:

Team Head Coach	KOPYLOV Valerii
Team Assistant Coach	SLYNCHUK Ivan



Team Roster

As of FRI 12 JUL 2019 at 15:00

USA - United States

No.	Name	Pos.	Han.	Height m / ft	Weight kg / lb	Highest R Spike cm.	Block cm.	Date Birth	University
1	JASPER Jaylen Mario	OS		2.00 / 6' 7"	95/209			5 MAR 1999	Stanford University
2	WILDMAN Brett Mcgehee (C)	WS		1.95 / 6' 5"	86/190			6 MAR 2000	The Pennsylvania State University
3	ZOLG Garrett Christopher	S		1.90 / 6' 3"	79/174			23 AUG 199	Loyola University Of Chicago
4	RATTRAY Brandon Michael	OS		1.95 / 6' 5"	90/198			22 MAR 199	University Of California Los Angeles
5	DIXON Parker Olin	WS		2.00 / 6' 7"	86/190			6 NOV 1997	Princeton University
6	SIMMONS Michael Dean	L		1.93 / 6' 4"	81/179			22 SEP 199	Lewis University
7	SIEGFRIED Ethan Michael	WS		1.85 / 6' 1"	84/185			30 SEP 199	California State University-Long Beach
8	BARSEMIAN Raymond Sarkis	WS		1.98 / 6' 6"	88/194			13 SEP 199	Concordia University Irvine
9	GIBB Chandler John	S		1.88 / 6' 2"	79/174			3 APR 1996	Concordia University Irvine
10	MITCHEM Tyler Joseph	MB		2.10 / 6' 11"	104/229			24 MAY 199	Lewis University
11	PRESHO Kyler Jacob	MB		2.03 / 6' 8"	97/214			8 AUG 1999	Stanford University
12	LEESON Blake Gregory	MB		2.03 / 6' 8"	86/190			7 JUN 1995	The Ohio State University
	Team Minimum			1.85 / 6' 1"	79/174				
	Team Average			1.97 / 6' 1"	88/174				
	Team Maximum			2.1 / 6' 1"	104/174				

Uniform Colours

Uniform Colours	Shirt	Shorts
Main	White	
2nd	Blue	

Technical Staff:

Team Head Coach	PERROTTE Ryan
Team Assistant Coach	SHIARI Morteza
Physiotherapist	MARION Margaret
Team Assistant Coach	KELLY William Timothy





Cumulative Statistics by Skill


As of SAT 13 JUL 2019 at 22:57

ARG - Argentina

Including Game 68

Scoring Spike	No.	Name	Spikes	Faults	Shots	Total Attempts	Eff. %
	15	RAJCAKOWSKI Flavio Jose	40	6	19	65	52.31
	6	ROBINS Nicolas	1	-	1	2	50.00
	8	BITAR Gaspar	6	1	6	13	38.46
	14	TERAN ULLOA Manuel	37	10	24	71	38.03
	18	BENAVIDEZ Felipe	121	42	68	231	34.20
	9	ARDUINO Andres Nicolas	35	8	39	82	32.93
	4	GIRAUDO ESCURRA Nicolas	22	8	15	45	31.11
	11	BUCCIARELLI Juan Horacio	63	24	58	145	26.90
	7	CACERES Franco Hernan	1	-	3	4	25.00
	1	NIELSON RAMELLA Ramiro Nicolas	20	9	30	59	18.64
	5	FERNANDEZ Ignacio Martin	-	-	2	2	0.00
10	ROBERTS Ignacio	-	1	-	1	-99.99	
Team Totals			346	109	265	720	32.92

Scoring Block	No.	Name	Kill Blocks	Faults	Rebounds	Total Attempts	Avg. by Set
	15	RAJCAKOWSKI Flavio Jose	14	29	25	68	0.50
	4	GIRAUDO ESCURRA Nicolas	13	23	25	61	0.46
	8	BITAR Gaspar	8	15	13	36	0.29
	11	BUCCIARELLI Juan Horacio	6	8	8	22	0.22
	14	TERAN ULLOA Manuel	4	7	5	16	0.17
	5	FERNANDEZ Ignacio Martin	1	-	1	2	0.14
	9	ARDUINO Andres Nicolas	2	5	3	10	0.10
	18	BENAVIDEZ Felipe	1	20	15	36	0.04
	7	CACERES Franco Hernan	-	-	-	-	0.00
	1	NIELSON RAMELLA Ramiro Nicolas	-	3	1	4	0.00
	6	ROBINS Nicolas	-	2	-	2	0.00
10	ROBERTS Ignacio	-	-	1	1	0.00	
Team Totals			49	126	97	272	1.75

Scoring Service	No.	Name	Aces	Faults	Serve Hits	Total Attempts	Avg. by Set
	18	BENAVIDEZ Felipe	9	32	65	106	0.32
	11	BUCCIARELLI Juan Horacio	7	16	55	78	0.26
	8	BITAR Gaspar	4	12	105	121	0.14
	15	RAJCAKOWSKI Flavio Jose	3	9	75	87	0.11
	1	NIELSON RAMELLA Ramiro Nicolas	1	3	55	59	0.04
	7	CACERES Franco Hernan	-	-	1	1	0.00
	14	TERAN ULLOA Manuel	-	7	17	24	0.00
	5	FERNANDEZ Ignacio Martin	-	-	-	-	0.00
	4	GIRAUDO ESCURRA Nicolas	-	6	67	73	0.00
	9	ARDUINO Andres Nicolas	-	3	56	59	0.00
	6	ROBINS Nicolas	-	-	6	6	0.00
10	ROBERTS Ignacio	-	-	5	5	0.00	
Team Totals			24	88	507	619	0.86

Team	Opponent Errors & Team Faults	347	0
-------------	--	-----	---





Cumulative Statistics by Skill


As of SAT 13 JUL 2019 at 22:57

ARG - Argentina

Including Game 68

Non-Scoring Dig	No.	Name	Aces	Faults	Serve	Total Attempts	Avg. by Set	
	5	FERNANDEZ Ignacio Martin	4	20	33	57	0.57	
	14	TERAN ULLOA Manuel	3	1	5	9	0.13	
	1	NIELSON RAMELLA Ramiro Nicolas	2	2	7	11	0.08	
	9	ARDUINO Andres Nicolas	1	7	13	21	0.05	
	4	GIRAUDO ESCURRA Nicolas	1	-	3	4	0.04	
	11	BUCCIARELLI Juan Horacio	1	9	8	18	0.04	
	7	CACERES Franco Hernan	-	1	-	1	0.00	
	8	BITAR Gaspar	-	11	17	28	0.00	
	6	ROBINS Nicolas	-	-	2	2	0.00	
	18	BENAVIDEZ Felipe	-	8	12	20	0.00	
	10	ROBERTS Ignacio	-	1	2	3	0.00	
	15	RAJZAKOWSKI Flavio Jose	-	2	2	4	0.00	
	Team Totals			12	62	104	178	0.43

Non-Scoring Set	No.	Name	Running Sets	Faults	Still Sets	Total Attempts	Avg. by Set	
	8	BITAR Gaspar	85	3	112	200	3.04	
	5	FERNANDEZ Ignacio Martin	4	-	7	11	0.57	
	9	ARDUINO Andres Nicolas	1	-	-	1	0.05	
	4	GIRAUDO ESCURRA Nicolas	1	-	3	4	0.04	
	1	NIELSON RAMELLA Ramiro Nicolas	1	-	1	2	0.04	
	15	RAJZAKOWSKI Flavio Jose	1	-	1	2	0.04	
	7	CACERES Franco Hernan	-	-	-	-	0.00	
	14	TERAN ULLOA Manuel	-	-	-	-	0.00	
	6	ROBINS Nicolas	-	-	-	-	0.00	
	18	BENAVIDEZ Felipe	-	-	1	1	0.00	
	10	ROBERTS Ignacio	-	1	3	4	0.00	
	11	BUCCIARELLI Juan Horacio	-	2	-	2	0.00	
	Team Totals			93	6	128	227	3.32

Non-Scoring Reception	No.	Name	Excellents	Faults	Serve Reception	Total Attempts	Succ. %	
	10	ROBERTS Ignacio	1	-	-	1	100.00	
	18	BENAVIDEZ Felipe	106	7	95	208	50.96	
	4	GIRAUDO ESCURRA Nicolas	3	-	3	6	50.00	
	5	FERNANDEZ Ignacio Martin	55	4	62	121	45.45	
	1	NIELSON RAMELLA Ramiro Nicolas	21	2	33	56	37.50	
	9	ARDUINO Andres Nicolas	32	5	49	86	37.21	
	15	RAJZAKOWSKI Flavio Jose	1	-	2	3	33.33	
	7	CACERES Franco Hernan	-	1	-	1	0.00	
	8	BITAR Gaspar	-	-	2	2	0.00	
	6	ROBINS Nicolas	-	-	1	1	0.00	
	14	TERAN ULLOA Manuel	-	-	-	-	-	
	11	BUCCIARELLI Juan Horacio	-	-	-	-	-	
	Team Totals			219	19	247	485	45.15





Cumulative Statistics by Skill


As of SAT 13 JUL 2019 at 22:57

BRA - Brazil

Including Game 68

Scoring Spike	No.	Name	Spikes	Faults	Shots	Total Attempts	Eff. %
	13	MORALEZ Renan	40	7	19	66	50.00
	3	GROSSI Anderson	35	9	19	63	41.27
	11	TIMBO Kaio Felipe	11	4	7	22	31.82
	16	PEREIRA Dario	51	24	23	98	27.55
	14	MARCARINI Raphael	4	1	6	11	27.27
	10	VENTURA MACHADO Pablo Natan	77	37	42	156	25.64
	6	ALCANTARA Victor	48	23	29	100	25.00
	4	SANTOS OLIVEIRA Cristiano	35	16	33	84	22.62
	8	VITORIA Edqar	2	1	2	5	20.00
	9	SILVA Luan	27	15	31	73	16.44
	1	TORELLI Cristiano	5	3	7	15	13.33
	2	SANTOS Matheus	-	-	-	-	-
	Team Totals			335	140	218	693

Scoring Block	No.	Name	Kill Blocks	Faults	Rebounds	Total Attempts	Avg. by Set
	13	MORALEZ Renan	19	28	22	69	0.90
	3	GROSSI Anderson	7	29	36	72	0.27
	16	PEREIRA Dario	4	11	10	25	0.24
	6	ALCANTARA Victor	5	20	10	35	0.19
	11	TIMBO Kaio Felipe	2	8	2	12	0.18
	10	VENTURA MACHADO Pablo Natan	4	4	4	12	0.17
	4	SANTOS OLIVEIRA Cristiano	2	10	3	15	0.13
	14	MARCARINI Raphael	1	-	1	2	0.13
	8	VITORIA Edqar	1	5	3	9	0.06
	9	SILVA Luan	1	8	8	17	0.05
	1	TORELLI Cristiano	1	7	7	15	0.04
	2	SANTOS Matheus	-	-	-	-	0.00
	Team Totals			47	132	106	285

Scoring Service	No.	Name	Aces	Faults	Serve Hits	Total Attempts	Avg. by Set
	10	VENTURA MACHADO Pablo Natan	10	18	50	78	0.42
	13	MORALEZ Renan	5	13	49	67	0.24
	1	TORELLI Cristiano	6	3	98	107	0.23
	11	TIMBO Kaio Felipe	2	5	19	26	0.18
	9	SILVA Luan	3	11	36	50	0.16
	4	SANTOS OLIVEIRA Cristiano	2	8	33	43	0.13
	14	MARCARINI Raphael	1	2	5	8	0.13
	3	GROSSI Anderson	3	6	66	75	0.12
	16	PEREIRA Dario	2	10	28	40	0.12
	6	ALCANTARA Victor	2	17	46	65	0.08
	8	VITORIA Edqar	-	5	24	29	0.00
	2	SANTOS Matheus	-	-	-	-	0.00
	Team Totals			36	98	454	588

Team	Opponent Errors & Team Faults	364	0
-------------	--	-----	---





Cumulative Statistics by Skill


As of SAT 13 JUL 2019 at 22:57

BRA - Brazil

Including Game 68

Non-Scoring Dig	No.	Name	Aces	Faults	Serve	Total Attempts	Avg. by Set	
	2	SANTOS Matheus	10	10	13	33	1.43	
	6	ALCANTARA Victor	4	4	10	18	0.15	
	10	VENTURA MACHADO Pablo Natan	3	6	8	17	0.13	
	11	TIMBO Kaio Felipe	1	-	-	1	0.09	
	8	VITORIA Edqar	1	4	1	6	0.06	
	4	SANTOS OLIVEIRA Cristiano	1	1	1	3	0.06	
	13	MORALEZ Renan	-	3	3	6	0.00	
	3	GROSSI Anderson	-	-	2	2	0.00	
	9	SILVA Luan	-	4	3	7	0.00	
	1	TORELLI Cristiano	-	2	8	10	0.00	
	14	MARCARINI Raphael	-	1	5	6	0.00	
	16	PEREIRA Dario	-	1	1	2	0.00	
	Team Totals			20	36	55	111	0.74

Non-Scoring Set	No.	Name	Running Sets	Faults	Still Sets	Total Attempts	Avg. by Set	
	1	TORELLI Cristiano	91	1	35	127	3.50	
	8	VITORIA Edqar	32	3	20	55	2.00	
	2	SANTOS Matheus	4	1	10	15	0.57	
	13	MORALEZ Renan	1	-	-	1	0.05	
	9	SILVA Luan	1	-	-	1	0.05	
	3	GROSSI Anderson	1	-	2	3	0.04	
	10	VENTURA MACHADO Pablo Natan	1	1	-	2	0.04	
	4	SANTOS OLIVEIRA Cristiano	-	-	-	-	0.00	
	14	MARCARINI Raphael	-	-	-	-	0.00	
	16	PEREIRA Dario	-	1	-	1	0.00	
	11	TIMBO Kaio Felipe	-	-	-	-	0.00	
	6	ALCANTARA Victor	-	-	1	1	0.00	
	Team Totals			131	7	68	206	4.85

Non-Scoring Reception	No.	Name	Excellents	Faults	Serve Reception	Total Attempts	Succ. %	
	13	MORALEZ Renan	1	-	1	2	50.00	
	9	SILVA Luan	82	8	78	168	48.81	
	2	SANTOS Matheus	66	6	74	146	45.21	
	14	MARCARINI Raphael	11	5	10	26	42.31	
	10	VENTURA MACHADO Pablo Natan	39	4	51	94	41.49	
	4	SANTOS OLIVEIRA Cristiano	15	3	31	49	30.61	
	1	TORELLI Cristiano	-	1	1	2	0.00	
	16	PEREIRA Dario	-	1	-	1	0.00	
	3	GROSSI Anderson	-	-	-	-	-	
	8	VITORIA Edqar	-	-	-	-	-	
	11	TIMBO Kaio Felipe	-	-	-	-	-	
	6	ALCANTARA Victor	-	-	-	-	-	
	Team Totals			214	28	246	488	43.85





Cumulative Statistics by Skill


As of SAT 13 JUL 2019 at 22:57

CAN - Canada

Including Game 68

Scoring Spike	No.	Name	Spikes	Faults	Shots	Total Attempts	Eff. %	
	13	TAYLOR Warren	15	2	4	21	61.90	
	9	MOATE Johnathan	39	8	25	72	43.06	
	2	MORTENSEN Dylan	70	20	58	148	33.78	
	3	DIXON Reece	5	1	6	12	33.33	
	4	FRIESEN Seth	35	15	23	73	27.40	
	6	HOBERN George	13	3	23	39	25.64	
	8	JOHNSON Pierce	40	15	45	100	25.00	
	12	IRELAND Craig	58	30	45	133	21.05	
	15	HUTCHESON Zachary	9	6	12	27	11.11	
	16	METCALF Mason	3	3	10	16	0.00	
	1	CRANSTON Blain	1	2	3	6	-16.66	
	7	PEREIRA Jordan	-	-	-	-	-	
	Team Totals			288	105	254	647	28.28

Scoring Block	No.	Name	Kill Blocks	Faults	Rebounds	Total Attempts	Avg. by Set	
	6	HOBERN George	12	25	20	57	0.71	
	2	MORTENSEN Dylan	14	17	14	45	0.61	
	13	TAYLOR Warren	7	10	6	23	0.58	
	16	METCALF Mason	5	7	12	24	0.56	
	9	MOATE Johnathan	11	26	23	60	0.42	
	12	IRELAND Craig	9	12	7	28	0.36	
	8	JOHNSON Pierce	7	16	8	31	0.35	
	4	FRIESEN Seth	3	10	3	16	0.20	
	3	DIXON Reece	4	12	12	28	0.17	
	15	HUTCHESON Zachary	2	-	2	4	0.15	
	1	CRANSTON Blain	1	-	2	3	0.08	
	7	PEREIRA Jordan	-	-	-	-	0.00	
	Team Totals			75	111	109	295	2.78

Scoring Service	No.	Name	Aces	Faults	Serve Hits	Total Attempts	Avg. by Set	
	9	MOATE Johnathan	9	10	77	96	0.35	
	16	METCALF Mason	3	7	10	20	0.33	
	8	JOHNSON Pierce	6	17	52	75	0.30	
	2	MORTENSEN Dylan	6	15	65	86	0.26	
	15	HUTCHESON Zachary	2	9	19	30	0.15	
	3	DIXON Reece	3	9	57	69	0.13	
	12	IRELAND Craig	2	15	55	72	0.08	
	1	CRANSTON Blain	1	5	22	28	0.08	
	4	FRIESEN Seth	1	2	35	38	0.07	
	6	HOBERN George	1	6	32	39	0.06	
	7	PEREIRA Jordan	-	-	-	-	0.00	
	13	TAYLOR Warren	-	4	21	25	0.00	
	Team Totals			34	99	445	578	1.26

Team	Opponent Errors & Team Faults	383	1
-------------	--	-----	---





Cumulative Statistics by Skill


As of SAT 13 JUL 2019 at 22:57

CAN - Canada

Including Game 68

Non-Scoring Dig	No.	Name	Aces	Faults	Serve	Total Attempts	Avg. by Set	
	7	PEREIRA Jordan	15	11	17	43	2.14	
	2	MORTENSEN Dylan	5	11	13	29	0.22	
	12	IRELAND Craiq	3	7	6	16	0.12	
	16	METCALF Mason	1	-	1	2	0.11	
	1	CRANSTON Blain	1	3	2	6	0.08	
	4	FRIESEN Seth	1	-	3	4	0.07	
	3	DIXON Reece	1	5	11	17	0.04	
	9	MOATE Johnathan	1	4	3	8	0.04	
	15	HUTCHESON Zachary	-	-	3	3	0.00	
	8	JOHNSON Pierce	-	3	7	10	0.00	
	13	TAYLOR Warren	-	-	1	1	0.00	
	6	HOBERN George	-	1	5	6	0.00	
	Team Totals			28	45	72	145	1.04

Non-Scoring Set	No.	Name	Running Sets	Faults	Still Sets	Total Attempts	Avg. by Set	
	3	DIXON Reece	142	3	75	220	5.92	
	1	CRANSTON Blain	38	3	33	74	3.17	
	7	PEREIRA Jordan	4	1	8	13	0.57	
	12	IRELAND Craiq	4	1	6	11	0.16	
	4	FRIESEN Seth	2	-	1	3	0.13	
	8	JOHNSON Pierce	2	-	2	4	0.10	
	16	METCALF Mason	-	-	-	-	0.00	
	15	HUTCHESON Zachary	-	1	1	2	0.00	
	13	TAYLOR Warren	-	1	-	1	0.00	
	6	HOBERN George	-	-	-	-	0.00	
	9	MOATE Johnathan	-	-	2	2	0.00	
	2	MORTENSEN Dylan	-	-	2	2	0.00	
	Team Totals			192	10	130	332	7.11

Non-Scoring Reception	No.	Name	Excellents	Faults	Serve Reception	Total Attempts	Succ. %	
	9	MOATE Johnathan	3	-	1	4	75.00	
	6	HOBERN George	2	-	2	4	50.00	
	15	HUTCHESON Zachary	15	2	15	32	46.88	
	12	IRELAND Craiq	63	10	65	138	45.65	
	7	PEREIRA Jordan	59	11	71	141	41.84	
	4	FRIESEN Seth	27	6	33	66	40.91	
	8	JOHNSON Pierce	26	5	52	83	31.33	
	1	CRANSTON Blain	-	-	1	1	0.00	
	3	DIXON Reece	-	-	-	-	-	
	16	METCALF Mason	-	-	-	-	-	
	13	TAYLOR Warren	-	-	-	-	-	
	2	MORTENSEN Dylan	-	-	-	-	-	
	Team Totals			195	34	240	469	41.58





Cumulative Statistics by Skill


As of SAT 13 JUL 2019 at 22:57

CHI - Chile

Including Game 68

Scoring Spike	No.	Name	Spikes	Faults	Shots	Total Attempts	Eff. %	
	4	CASTILLO Leonardo	3	-	3	6	50.00	
	13	DROGUETT Vicente	7	1	6	14	42.86	
	16	ZENTENO Julian	30	8	14	52	42.31	
	1	SHILLING Jan	21	5	12	38	42.11	
	12	LEON Joaquin	3	1	2	6	33.33	
	7	BAEZA Christopher	69	19	69	157	31.85	
	20	FUENTES Bastian	21	13	13	47	17.02	
	9	ARDILES Nicolas	36	20	39	95	16.84	
	11	RUIZ Benjamin	38	20	60	118	15.25	
	18	BORELLI Gianluca	48	29	48	125	15.20	
	14	JERIA Rodrigo	10	9	12	31	3.23	
	5	SOTO Sebastian	-	-	-	-	-	
	Team Totals			286	125	278	689	23.37

Scoring Block	No.	Name	Kill Blocks	Faults	Rebounds	Total Attempts	Avg. by Set	
	11	RUIZ Benjamin	12	11	6	29	0.71	
	20	FUENTES Bastian	14	22	16	52	0.67	
	7	BAEZA Christopher	13	10	16	39	0.54	
	1	SHILLING Jan	10	21	15	46	0.48	
	16	ZENTENO Julian	6	15	16	37	0.38	
	9	ARDILES Nicolas	7	11	10	28	0.30	
	12	LEON Joaquin	3	6	6	15	0.12	
	13	DROGUETT Vicente	1	2	1	4	0.10	
	14	JERIA Rodrigo	1	3	2	6	0.09	
	18	BORELLI Gianluca	2	9	12	23	0.09	
	4	CASTILLO Leonardo	1	1	1	3	0.05	
	5	SOTO Sebastian	-	-	-	-	0.00	
	Team Totals			70	122	101	293	2.69

Scoring Service	No.	Name	Aces	Faults	Serve Hits	Total Attempts	Avg. by Set	
	9	ARDILES Nicolas	3	15	55	73	0.13	
	11	RUIZ Benjamin	2	10	21	33	0.12	
	13	DROGUETT Vicente	1	-	13	14	0.10	
	20	FUENTES Bastian	2	14	41	57	0.10	
	18	BORELLI Gianluca	2	11	31	44	0.09	
	16	ZENTENO Julian	1	4	40	45	0.06	
	7	BAEZA Christopher	1	4	82	87	0.04	
	4	CASTILLO Leonardo	-	2	31	33	0.00	
	5	SOTO Sebastian	-	-	-	-	0.00	
	1	SHILLING Jan	-	3	60	63	0.00	
	14	JERIA Rodrigo	-	3	28	31	0.00	
	12	LEON Joaquin	-	1	76	77	0.00	
	Team Totals			12	67	478	557	0.46

Team	Opponent Errors & Team Faults	341	0
-------------	--	-----	---





Cumulative Statistics by Skill


As of SAT 13 JUL 2019 at 22:57

CHI - Chile

Including Game 68

Non-Scoring Dig	No.	Name	Aces	Faults	Serve	Total Attempts	Avg. by Set
	5	SOTO Sebastian	4	17	27	48	0.57
	9	ARDILES Nicolas	3	3	14	20	0.13
	4	CASTILLO Leonardo	-	4	12	16	0.00
	7	BAEZA Cristopher	-	7	11	18	0.00
	13	DROGUETT Vicente	-	-	-	-	0.00
	1	SHILLING Jan	-	4	5	9	0.00
	14	JERIA Rodrigo	-	1	5	6	0.00
	18	BORELLI Gianluca	-	3	8	11	0.00
	12	LEON Joaquin	-	9	8	17	0.00
	20	FUENTES Bastian	-	2	4	6	0.00
	16	ZENTENO Julian	-	1	1	2	0.00
	11	RUIZ Benjamin	-	4	2	6	0.00
	Team Totals			7	55	97	159

Non-Scoring Set	No.	Name	Running Sets	Faults	Still Sets	Total Attempts	Avg. by Set
	4	CASTILLO Leonardo	31	1	41	73	1.41
	12	LEON Joaquin	27	8	94	129	1.08
	5	SOTO Sebastian	1	1	4	6	0.14
	7	BAEZA Cristopher	-	-	3	3	0.00
	9	ARDILES Nicolas	-	-	2	2	0.00
	13	DROGUETT Vicente	-	-	-	-	0.00
	1	SHILLING Jan	-	-	1	1	0.00
	14	JERIA Rodrigo	-	-	-	-	0.00
	18	BORELLI Gianluca	-	-	1	1	0.00
	20	FUENTES Bastian	-	-	1	1	0.00
	16	ZENTENO Julian	-	1	1	2	0.00
	11	RUIZ Benjamin	-	1	1	2	0.00
	Team Totals			59	12	149	220

Non-Scoring Reception	No.	Name	Excellents	Faults	Serve Reception	Total Attempts	Succ. %
	18	BORELLI Gianluca	1	-	-	1	100.00
	14	JERIA Rodrigo	29	3	41	73	39.73
	1	SHILLING Jan	2	-	4	6	33.33
	9	ARDILES Nicolas	41	11	82	134	30.60
	7	BAEZA Cristopher	39	8	81	128	30.47
	5	SOTO Sebastian	40	13	89	142	28.17
	13	DROGUETT Vicente	4	-	13	17	23.53
	4	CASTILLO Leonardo	-	-	2	2	0.00
	12	LEON Joaquin	-	-	3	3	0.00
	20	FUENTES Bastian	-	-	2	2	0.00
	16	ZENTENO Julian	-	1	-	1	0.00
	11	RUIZ Benjamin	-	-	-	-	-
	Team Totals			156	36	317	509





Cumulative Statistics by Skill


As of SAT 13 JUL 2019 at 22:57

CHN - China

Including Game 68

Scoring Spike	No.	Name	Spikes	Faults	Shots	Total Attempts	Eff. %	
	5	SHENG Hao	7	-	1	8	87.50	
	12	WANG Tianfeng	6	-	3	9	66.67	
	8	LIU Gaoqiang	44	13	36	93	33.33	
	10	WU Pengzhi	75	31	30	136	32.35	
	6	REN Jian	7	3	6	16	25.00	
	7	WANG Hao	17	7	20	44	22.73	
	17	SHEN Jiaxin	5	3	3	11	18.18	
	11	FU Xin	3	2	3	8	12.50	
	1	XU Tongxi	36	33	21	90	3.33	
	9	CHEN Huake	1	1	-	2	0.00	
	2	WANG Chen	-	2	1	3	-66.66	
	4	LI Tianhao	-	-	-	-	-	
	Team Totals			201	95	124	420	25.24

Scoring Block	No.	Name	Kill Blocks	Faults	Rebounds	Total Attempts	Avg. by Set	
	12	WANG Tianfeng	10	21	15	46	0.56	
	10	WU Pengzhi	7	9	5	21	0.41	
	1	XU Tongxi	7	8	10	25	0.37	
	7	WANG Hao	7	14	14	35	0.35	
	6	REN Jian	1	-	-	1	0.25	
	8	LIU Gaoqiang	4	9	5	18	0.20	
	11	FU Xin	1	8	5	14	0.06	
	4	LI Tianhao	-	-	-	-	0.00	
	5	SHENG Hao	-	7	2	9	0.00	
	9	CHEN Huake	-	-	-	-	0.00	
	17	SHEN Jiaxin	-	-	-	-	0.00	
	2	WANG Chen	-	2	2	4	0.00	
	Team Totals			37	68	58	163	1.85

Scoring Service	No.	Name	Aces	Faults	Serve Hits	Total Attempts	Avg. by Set	
	12	WANG Tianfeng	4	3	42	49	0.22	
	11	FU Xin	4	7	53	64	0.22	
	2	WANG Chen	1	2	18	21	0.17	
	1	XU Tongxi	3	20	33	56	0.16	
	5	SHENG Hao	1	-	17	18	0.14	
	10	WU Pengzhi	1	13	41	55	0.06	
	7	WANG Hao	1	3	67	71	0.05	
	4	LI Tianhao	-	-	-	-	0.00	
	6	REN Jian	-	4	5	9	0.00	
	9	CHEN Huake	-	-	4	4	0.00	
	17	SHEN Jiaxin	-	2	3	5	0.00	
	8	LIU Gaoqiang	-	3	52	55	0.00	
	Team Totals			15	57	335	407	0.75

Team	Opponent Errors & Team Faults	293	0
-------------	--	-----	---





Cumulative Statistics by Skill


As of SAT 13 JUL 2019 at 22:57

CHN - China

Including Game 68

Non-Scoring Dig	No.	Name	Aces	Faults	Serve	Total Attempts	Avg. by Set
	4	LI Tianhao	-	16	13	29	0.00
	10	WU Pengzhi	-	7	5	12	0.00
	5	SHENG Hao	-	1	1	2	0.00
	6	REN Jian	-	4	-	4	0.00
	1	XU Tongxi	-	5	6	11	0.00
	12	WANG Tianfeng	-	-	1	1	0.00
	9	CHEN Huake	-	-	-	-	0.00
	17	SHEN Jiaxin	-	-	2	2	0.00
	7	WANG Hao	-	2	-	2	0.00
	11	FU Xin	-	5	6	11	0.00
	8	LIU Gaoqiang	-	10	8	18	0.00
	2	WANG Chen	-	1	1	2	0.00
	Team Totals			-	51	43	94

Non-Scoring Set	No.	Name	Running Sets	Faults	Still Sets	Total Attempts	Avg. by Set
	11	FU Xin	46	5	98	149	2.56
	2	WANG Chen	9	2	25	36	1.50
	4	LI Tianhao	-	1	2	3	0.00
	10	WU Pengzhi	-	1	-	1	0.00
	5	SHENG Hao	-	-	1	1	0.00
	6	REN Jian	-	-	-	-	0.00
	1	XU Tongxi	-	1	2	3	0.00
	12	WANG Tianfeng	-	-	-	-	0.00
	9	CHEN Huake	-	-	-	-	0.00
	17	SHEN Jiaxin	-	-	-	-	0.00
	7	WANG Hao	-	-	1	1	0.00
	8	LIU Gaoqiang	-	1	2	3	0.00
	Team Totals			55	11	131	197

Non-Scoring Reception	No.	Name	Excellents	Faults	Serve Reception	Total Attempts	Succ. %
	7	WANG Hao	2	1	1	4	50.00
	4	LI Tianhao	48	16	85	149	32.21
	1	XU Tongxi	32	8	69	109	29.36
	8	LIU Gaoqiang	20	15	68	103	19.42
	17	SHEN Jiaxin	2	4	7	13	15.38
	12	WANG Tianfeng	-	1	1	2	0.00
	9	CHEN Huake	-	3	2	5	0.00
	11	FU Xin	-	-	1	1	0.00
	10	WU Pengzhi	-	-	-	-	0.00
	5	SHENG Hao	-	-	-	-	0.00
	6	REN Jian	-	-	-	-	0.00
	2	WANG Chen	-	-	-	-	0.00
	Team Totals			104	48	234	386





Cumulative Statistics by Skill


As of SAT 13 JUL 2019 at 22:57

CZE - Czech Republic

Including Game 68

Scoring Spike	No.	Name	Spikes	Faults	Shots	Total Attempts	Eff. %	
	9	BARTOS Pavel	6	-	5	11	54.55	
	4	HLADIK Martin	99	29	55	183	38.25	
	10	JAKUBEC Vit	16	5	9	30	36.67	
	7	SULC Marek	42	11	32	85	36.47	
	2	TIBITANZL Martin	30	9	21	60	35.00	
	13	INDRA Patrik	53	19	31	103	33.01	
	12	MIKULENKA Vladimir	14	4	13	31	32.26	
	5	MOTYCKA Jakub	8	3	6	17	29.41	
	11	JANKU David	58	20	61	139	27.34	
	8	KRAFFER Jiri	17	10	14	41	17.07	
	6	KUPILIK Filip	-	-	1	1	0.00	
	16	KOVARIK Michael	-	-	1	1	0.00	
	Team Totals			343	110	249	702	33.19

Scoring Block	No.	Name	Kill Blocks	Faults	Rebounds	Total Attempts	Avg. by Set	
	4	HLADIK Martin	12	9	13	34	0.55	
	2	TIBITANZL Martin	11	37	28	76	0.44	
	11	JANKU David	9	16	9	34	0.43	
	7	SULC Marek	7	8	8	23	0.35	
	12	MIKULENKA Vladimir	6	17	16	39	0.33	
	6	KUPILIK Filip	3	1	2	6	0.23	
	9	BARTOS Pavel	4	10	11	25	0.17	
	13	INDRA Patrik	3	8	3	14	0.17	
	8	KRAFFER Jiri	2	6	5	13	0.12	
	10	JAKUBEC Vit	1	9	11	21	0.06	
	5	MOTYCKA Jakub	-	3	1	4	0.00	
	16	KOVARIK Michael	-	1	2	3	0.00	
	Team Totals			58	143	109	310	2.23

Scoring Service	No.	Name	Aces	Faults	Serve Hits	Total Attempts	Avg. by Set	
	11	JANKU David	10	29	50	89	0.48	
	13	INDRA Patrik	5	11	26	42	0.28	
	4	HLADIK Martin	5	19	44	68	0.23	
	2	TIBITANZL Martin	5	13	95	113	0.20	
	9	BARTOS Pavel	4	8	83	95	0.17	
	7	SULC Marek	3	9	50	62	0.15	
	10	JAKUBEC Vit	2	6	31	39	0.13	
	12	MIKULENKA Vladimir	1	3	40	44	0.06	
	6	KUPILIK Filip	-	2	12	14	0.00	
	5	MOTYCKA Jakub	-	3	17	20	0.00	
	8	KRAFFER Jiri	-	3	24	27	0.00	
	16	KOVARIK Michael	-	-	-	-	0.00	
	Team Totals			35	106	472	613	1.35

Team	Opponent Errors & Team Faults	388	1
-------------	--	-----	---





Cumulative Statistics by Skill


As of SAT 13 JUL 2019 at 22:57

CZE - Czech Republic

Including Game 68

Non-Scoring Dig	No.	Name	Aces	Faults	Serve	Total Attempts	Avg. by Set
	16	KOVARIK Michael	9	11	48	68	1.29
	11	JANKU David	7	8	11	26	0.33
	7	SULC Marek	5	11	12	28	0.25
	2	TIBITANZL Martin	4	5	6	15	0.16
	13	INDRA Patrik	2	2	5	9	0.11
	9	BARTOS Pavel	2	8	24	34	0.08
	8	KRAFFER Jiri	1	4	6	11	0.06
	12	MIKULENKA Vladimir	1	2	3	6	0.06
	4	HLADIK Martin	1	5	14	20	0.05
	6	KUPILIK Filip	-	3	2	5	0.00
	10	JAKUBEC Vit	-	1	4	5	0.00
	5	MOTYCKA Jakub	-	1	3	4	0.00
	Team Totals			32	61	138	231

Non-Scoring Set	No.	Name	Running Sets	Faults	Still Sets	Total Attempts	Avg. by Set
	9	BARTOS Pavel	210	5	138	353	8.75
	16	KOVARIK Michael	10	2	12	24	1.43
	6	KUPILIK Filip	12	1	19	32	0.92
	7	SULC Marek	3	-	1	4	0.15
	12	MIKULENKA Vladimir	2	-	2	4	0.11
	11	JANKU David	2	-	7	9	0.10
	4	HLADIK Martin	2	-	4	6	0.09
	13	INDRA Patrik	1	-	2	3	0.06
	10	JAKUBEC Vit	-	-	-	-	0.00
	5	MOTYCKA Jakub	-	-	-	-	0.00
	2	TIBITANZL Martin	-	-	4	4	0.00
	8	KRAFFER Jiri	-	1	3	4	0.00
	Team Totals			242	9	192	443

Non-Scoring Reception	No.	Name	Excellents	Faults	Serve Reception	Total Attempts	Succ. %
	8	KRAFFER Jiri	22	2	19	43	51.16
	10	JAKUBEC Vit	1	-	1	2	50.00
	2	TIBITANZL Martin	1	-	1	2	50.00
	16	KOVARIK Michael	44	4	43	91	48.35
	11	JANKU David	73	10	75	158	46.20
	5	MOTYCKA Jakub	15	6	24	45	33.33
	12	MIKULENKA Vladimir	1	-	2	3	33.33
	7	SULC Marek	34	2	66	102	33.33
	4	HLADIK Martin	3	3	17	23	13.04
	9	BARTOS Pavel	-	1	2	3	0.00
	6	KUPILIK Filip	-	-	1	1	0.00
	13	INDRA Patrik	-	-	-	-	-
	Team Totals			194	28	251	473





Cumulative Statistics by Skill


As of SAT 13 JUL 2019 at 22:57

FRA - France

Including Game 68

Scoring Spike	No.	Name	Spikes	Faults	Shots	Total Attempts	Eff. %	
	5	MEYER Leo	7	-	-	7	100.00	
	4	KABA Kevin	27	3	13	43	55.81	
	6	RODRIGUEZ Kevin	29	6	23	58	39.66	
	8	DEROILLON Pierre	48	21	29	98	27.55	
	9	CARLE Timothee	78	34	48	160	27.50	
	12	WINKELMULLER Julien	89	42	46	177	26.55	
	3	BASIC Luka	20	9	13	42	26.19	
	7	PREVERT Gildas	4	2	3	9	22.22	
	10	THORAL Thibault	3	3	-	6	0.00	
	2	CAPET Maxime	6	6	3	15	0.00	
	11	DIEZ Benjamin	-	-	1	1	0.00	
	1	WALGENWITZ Dimitri	1	2	5	8	-12.49	
	Team Totals			312	128	184	624	29.49

Scoring Block	No.	Name	Kill Blocks	Faults	Rebounds	Total Attempts	Avg. by Set	
	6	RODRIGUEZ Kevin	22	25	20	67	0.85	
	4	KABA Kevin	11	20	24	55	0.55	
	7	PREVERT Gildas	4	8	12	24	0.50	
	8	DEROILLON Pierre	5	9	9	23	0.25	
	12	WINKELMULLER Julien	6	14	16	36	0.23	
	5	MEYER Leo	2	6	4	12	0.22	
	1	WALGENWITZ Dimitri	4	10	6	20	0.20	
	3	BASIC Luka	1	2	2	5	0.11	
	9	CARLE Timothee	2	8	12	22	0.08	
	10	THORAL Thibault	-	-	1	1	0.00	
	2	CAPET Maxime	-	-	-	-	0.00	
	11	DIEZ Benjamin	-	-	-	-	0.00	
	Team Totals			57	100	106	263	2.19

Scoring Service	No.	Name	Aces	Faults	Serve Hits	Total Attempts	Avg. by Set	
	9	CARLE Timothee	8	28	59	95	0.31	
	12	WINKELMULLER Julien	5	20	71	96	0.19	
	6	RODRIGUEZ Kevin	4	6	85	95	0.15	
	3	BASIC Luka	1	6	12	19	0.11	
	5	MEYER Leo	1	1	21	23	0.11	
	2	CAPET Maxime	2	5	16	23	0.11	
	1	WALGENWITZ Dimitri	2	7	65	74	0.10	
	4	KABA Kevin	2	7	41	50	0.10	
	8	DEROILLON Pierre	2	18	57	77	0.10	
	7	PREVERT Gildas	-	6	11	17	0.00	
	10	THORAL Thibault	-	2	5	7	0.00	
	11	DIEZ Benjamin	-	-	-	-	0.00	
	Team Totals			27	106	443	576	1.04

Team	Opponent Errors & Team Faults	342	0
-------------	--	-----	---





Cumulative Statistics by Skill


As of SAT 13 JUL 2019 at 22:57

FRA - France

Including Game 68

Non-Scoring Dig	No.	Name	Aces	Faults	Serve	Total Attempts	Avg. by Set
	11	DIEZ Benjamin	10	11	33	54	1.43
	7	PREVERT Gildas	2	1	6	9	0.25
	8	DEROILLON Pierre	5	6	15	26	0.25
	1	WALGENWITZ Dimitri	4	10	11	25	0.20
	9	CARLE Timothee	2	6	7	15	0.08
	12	WINKELMULLER Julien	1	7	16	24	0.04
	4	KABA Kevin	-	2	1	3	0.00
	6	RODRIGUEZ Kevin	-	2	1	3	0.00
	3	BASIC Luka	-	1	3	4	0.00
	10	THORAL Thibault	-	-	-	-	0.00
	5	MEYER Leo	-	-	-	-	0.00
	2	CAPET Maxime	-	1	-	1	0.00
	Team Totals			24	47	93	164

Non-Scoring Set	No.	Name	Running Sets	Faults	Still Sets	Total Attempts	Avg. by Set
	1	WALGENWITZ Dimitri	114	6	40	160	5.70
	11	DIEZ Benjamin	4	-	3	7	0.57
	7	PREVERT Gildas	1	-	1	2	0.13
	5	MEYER Leo	1	-	1	2	0.11
	12	WINKELMULLER Julien	1	-	2	3	0.04
	6	RODRIGUEZ Kevin	1	-	3	4	0.04
	9	CARLE Timothee	1	-	2	3	0.04
	4	KABA Kevin	-	-	1	1	0.00
	3	BASIC Luka	-	2	-	2	0.00
	10	THORAL Thibault	-	-	-	-	0.00
	2	CAPET Maxime	-	-	-	-	0.00
	8	DEROILLON Pierre	-	-	-	-	0.00
	Team Totals			123	8	53	184


Non-Scoring Reception	No.	Name	Excellents	Faults	Serve Reception	Total Attempts	Succ. %
	12	WINKELMULLER Julien	1	-	-	1	100.00
	6	RODRIGUEZ Kevin	5	-	-	5	100.00
	9	CARLE Timothee	71	11	73	155	45.81
	11	DIEZ Benjamin	56	9	62	127	44.09
	3	BASIC Luka	16	3	25	44	36.36
	8	DEROILLON Pierre	36	2	71	109	33.03
	10	THORAL Thibault	2	-	6	8	25.00
	1	WALGENWITZ Dimitri	1	2	3	6	16.67
	4	KABA Kevin	-	-	1	1	0.00
	7	PREVERT Gildas	-	-	-	-	-
	5	MEYER Leo	-	-	-	-	-
	2	CAPET Maxime	-	-	-	-	-
	Team Totals			188	27	241	456





Cumulative Statistics by Skill

As of SAT 13 JUL 2019 at 22:57

HKG - Hong Kong
Including Game 68

Scoring Spike	No.	Name	Spikes	Faults	Shots	Total Attempts	Eff. %
	18	POON Chi Leung	31	6	17	54	46.30
	12	TAI Kam Funq	5	1	3	9	44.44
	7	TANG Bo Yeung	25	8	25	58	29.31
	6	SO Chun Hin	64	26	50	140	27.14
	11	LEUNG Ho Yin	68	40	41	149	18.79
	10	KWOK Yin Chun	22	11	27	60	18.33
	17	CHEUNG Yi Kit	5	3	5	13	15.38
	13	AU Chin To	17	11	29	57	10.53
	20	MAN Chun Hin	-	1	5	6	-16.66
	15	LAU Chi Wing	1	3	6	10	-19.99
	8	LEE Ho Man	-	3	1	4	-74.99
	Team Totals			238	113	209	560

Scoring Block	No.	Name	Kill Blocks	Faults	Rebounds	Total Attempts	Avg. by Set	
	18	POON Chi Leung	9	23	24	56	0.45	
	7	TANG Bo Yeung	5	22	24	51	0.26	
	6	SO Chun Hin	3	10	3	16	0.15	
	17	CHEUNG Yi Kit	1	3	1	5	0.14	
	11	LEUNG Ho Yin	2	6	7	15	0.10	
	15	LAU Chi Wing	1	4	6	11	0.07	
	8	LEE Ho Man	-	1	-	1	0.00	
	10	KWOK Yin Chun	-	8	2	10	0.00	
	12	TAI Kam Funq	-	3	4	7	0.00	
	20	MAN Chun Hin	-	-	2	2	0.00	
	13	AU Chin To	-	5	2	7	0.00	
	Team Totals			21	93	75	189	1.05

Scoring Service	No.	Name	Aces	Faults	Serve Hits	Total Attempts	Avg. by Set	
	6	SO Chun Hin	6	1	47	54	0.30	
	10	KWOK Yin Chun	4	6	45	55	0.20	
	11	LEUNG Ho Yin	4	17	36	57	0.20	
	12	TAI Kam Funq	3	6	43	52	0.16	
	7	TANG Bo Yeung	3	11	31	45	0.16	
	13	AU Chin To	3	7	15	25	0.16	
	18	POON Chi Leung	3	8	47	58	0.15	
	8	LEE Ho Man	-	-	-	-	0.00	
	15	LAU Chi Wing	-	2	36	38	0.00	
	17	CHEUNG Yi Kit	-	1	14	15	0.00	
	20	MAN Chun Hin	-	-	6	6	0.00	
	Team Totals			26	59	320	405	1.30

Team	Opponent Errors & Team Faults	306	0
-------------	--	-----	---





Cumulative Statistics by Skill


As of SAT 13 JUL 2019 at 22:57

HKG - Hong Kong

Including Game 68

Non-Scoring Dig	No.	Name	Aces	Faults	Serve	Total Attempts	Avg. by Set
	8	LEE Ho Man	8	16	36	60	1.33
	6	SO Chun Hin	4	8	10	22	0.20
	11	LEUNG Ho Yin	2	7	7	16	0.10
	7	TANG Bo Yeung	1	1	3	5	0.05
	10	KWOK Yin Chun	-	7	10	17	0.00
	12	TAI Kam Funq	-	1	6	7	0.00
	15	LAU Chi Wing	-	5	10	15	0.00
	17	CHEUNG Yi Kit	-	-	-	-	0.00
	20	MAN Chun Hin	-	1	-	1	0.00
	13	AU Chin To	-	1	3	4	0.00
	18	POON Chi Leung	-	4	2	6	0.00
	Team Totals			15	51	87	153

Non-Scoring Set	No.	Name	Running Sets	Faults	Still Sets	Total Attempts	Avg. by Set
	15	LAU Chi Wing	87	7	75	169	6.21
	12	TAI Kam Funq	55	5	61	121	2.89
	8	LEE Ho Man	7	1	11	19	1.17
	10	KWOK Yin Chun	1	-	3	4	0.05
	7	TANG Bo Yeung	1	1	-	2	0.05
	6	SO Chun Hin	1	1	-	2	0.05
	17	CHEUNG Yi Kit	-	-	1	1	0.00
	20	MAN Chun Hin	-	-	-	-	0.00
	13	AU Chin To	-	-	1	1	0.00
	11	LEUNG Ho Yin	-	1	1	2	0.00
	18	POON Chi Leung	-	-	-	-	0.00
	Team Totals			152	16	153	321

Non-Scoring Reception	No.	Name	Excellents	Faults	Serve Reception	Total Attempts	Succ. %
	12	TAI Kam Funq	1	-	1	2	50.00
	10	KWOK Yin Chun	47	7	60	114	41.23
	8	LEE Ho Man	40	2	71	113	35.40
	11	LEUNG Ho Yin	41	13	82	136	30.15
	13	AU Chin To	8	4	30	42	19.05
	20	MAN Chun Hin	1	-	6	7	14.29
	7	TANG Bo Yeung	-	-	2	2	0.00
	15	LAU Chi Wing	-	-	-	-	-
	17	CHEUNG Yi Kit	-	-	-	-	-
	18	POON Chi Leung	-	-	-	-	-
	6	SO Chun Hin	-	-	-	-	-
	Team Totals			138	26	252	416






Cumulative Statistics by Skill

As of SAT 13 JUL 2019 at 22:57

IRI - Islamic Rep. of Iran

Including Game 68

Scoring Spike	No.	Name	Spikes	Faults	Shots	Total Attempts	Eff. %	
	4	HAMOODI Hamid	2	-	1	3	66.67	
	20	EINISAMAREIN Taveb	22	3	11	36	52.78	
	11	FARHADI Amirhassan	5	1	3	9	44.44	
	6	TAGHI ZADEH Rahman	13	3	9	25	40.00	
	9	ALLAH VERDIAN Sahand	20	5	13	38	39.47	
	2	MOUSAVIGARGARI Mirbabak	37	14	23	74	31.08	
	10	HEIDARI Kiavash	51	24	34	109	24.77	
	7	KARKHANEH Ghasem	46	24	35	105	20.95	
	17	SHAHSAVAND Shayan	14	6	21	41	19.51	
	5	RANJBARZEIDABADI Saeid	21	13	19	53	15.09	
	13	RAMEZANI Ali	7	4	9	20	15.00	
	16	DALIRI Mohammad	-	-	-	-	-	
	Team Totals			238	97	178	513	27.49
	Scoring Block	No.	Name	Kill Blocks	Faults	Rebounds	Total Attempts	Avg. by Set
	20	EINISAMAREIN Taveb	10	19	21	50	0.59	
	6	TAGHI ZADEH Rahman	8	24	15	47	0.50	
	7	KARKHANEH Ghasem	9	12	8	29	0.43	
	13	RAMEZANI Ali	6	5	11	22	0.30	
	9	ALLAH VERDIAN Sahand	5	19	12	36	0.28	
	17	SHAHSAVAND Shayan	3	3	2	8	0.19	
	10	HEIDARI Kiavash	3	7	5	15	0.17	
	4	HAMOODI Hamid	1	-	-	1	0.13	
	2	MOUSAVIGARGARI Mirbabak	2	4	5	11	0.11	
	5	RANJBARZEIDABADI Saeid	1	5	6	12	0.09	
	16	DALIRI Mohammad	-	-	-	-	0.00	
	11	FARHADI Amirhassan	-	3	-	3	0.00	
	Team Totals			48	89	85	222	2.18
	Scoring Service	No.	Name	Aces	Faults	Serve Hits	Total Attempts	Avg. by Set
	10	HEIDARI Kiavash	6	9	44	59	0.33	
	6	TAGHI ZADEH Rahman	4	9	31	44	0.25	
	13	RAMEZANI Ali	5	4	54	63	0.25	
	11	FARHADI Amirhassan	1	2	6	9	0.25	
	7	KARKHANEH Ghasem	5	8	49	62	0.24	
	9	ALLAH VERDIAN Sahand	4	6	46	56	0.22	
	20	EINISAMAREIN Taveb	2	7	41	50	0.12	
	2	MOUSAVIGARGARI Mirbabak	1	6	35	42	0.06	
	17	SHAHSAVAND Shayan	1	5	27	33	0.06	
	16	DALIRI Mohammad	-	-	-	-	0.00	
	4	HAMOODI Hamid	-	-	6	6	0.00	
5	RANJBARZEIDABADI Saeid	-	1	18	19	0.00		
Team Totals			29	57	357	443	1.32	
Team	Opponent Errors & Team Faults		303	0				





Cumulative Statistics by Skill


As of SAT 13 JUL 2019 at 22:57

IRI - Islamic Rep. of Iran

Including Game 68

Non-Scoring Dig	No.	Name	Aces	Faults	Serve	Total Attempts	Avg. by Set
	16	DALIRI Mohammad	1	12	12	25	0.17
	5	RANJBARZEIDABADI Saeid	1	6	5	12	0.09
	6	TAGHI ZADEH Rahman	1	2	-	3	0.06
	4	HAMOODI Hamid	-	2	2	4	0.00
	2	MOUSAVIGARGARI Mirbabak	-	11	6	17	0.00
	20	EINISAMAREIN Tayeb	-	3	3	6	0.00
	13	RAMEZANI Ali	-	5	8	13	0.00
	17	SHAHSAVAND Shayan	-	2	9	11	0.00
	10	HEIDARI Kiavash	-	6	3	9	0.00
	7	KARKHANEH Ghasem	-	6	7	13	0.00
	9	ALLAH VERDIAN Sahand	-	2	3	5	0.00
	11	FARHADI Amirhassan	-	2	-	2	0.00
	Team Totals			3	59	58	120

Non-Scoring Set	No.	Name	Running Sets	Faults	Still Sets	Total Attempts	Avg. by Set
	13	RAMEZANI Ali	48	6	110	164	2.40
	4	HAMOODI Hamid	15	1	19	35	1.88
	16	DALIRI Mohammad	2	1	5	8	0.33
	5	RANJBARZEIDABADI Saeid	1	1	-	2	0.09
	2	MOUSAVIGARGARI Mirbabak	1	-	1	2	0.06
	6	TAGHI ZADEH Rahman	-	-	-	-	0.00
	20	EINISAMAREIN Tayeb	-	-	3	3	0.00
	17	SHAHSAVAND Shayan	-	-	1	1	0.00
	10	HEIDARI Kiavash	-	-	1	1	0.00
	7	KARKHANEH Ghasem	-	-	6	6	0.00
	9	ALLAH VERDIAN Sahand	-	1	1	2	0.00
	11	FARHADI Amirhassan	-	-	-	-	0.00
	Team Totals			67	10	147	224

Non-Scoring Reception	No.	Name	Excellents	Faults	Serve Reception	Total Attempts	Succ. %
	9	ALLAH VERDIAN Sahand	2	-	-	2	100.00
	17	SHAHSAVAND Shayan	24	2	39	65	36.92
	16	DALIRI Mohammad	40	7	70	117	34.19
	2	MOUSAVIGARGARI Mirbabak	35	9	63	107	32.71
	11	FARHADI Amirhassan	2	3	4	9	22.22
	7	KARKHANEH Ghasem	20	10	81	111	18.02
	4	HAMOODI Hamid	-	-	1	1	0.00
	6	TAGHI ZADEH Rahman	-	-	3	3	0.00
	20	EINISAMAREIN Tayeb	-	-	2	2	0.00
	13	RAMEZANI Ali	-	-	1	1	0.00
	10	HEIDARI Kiavash	-	-	-	-	0.00
	5	RANJBARZEIDABADI Saeid	-	-	-	-	0.00
	Team Totals			123	31	264	418





Cumulative Statistics by Skill


As of SAT 13 JUL 2019 at 22:57

ITA - Italy

Including Game 68

Scoring Spike	No.	Name	Spikes	Faults	Shots	Total Attempts	Eff. %
	6	ROMANO' Yuri	5	1	1	7	57.14
	12	GALASSI Gianluca	12	1	7	20	55.00
	13	ZOPPELLARI Francesco	1	-	1	2	50.00
	10	SALSI Nicola	1	-	1	2	50.00
	1	RICCI Fabio	25	5	12	42	47.62
	4	RAFFAELLI Giacomo	63	16	57	136	34.56
	2	PINALI Giulio	91	29	60	180	34.44
	3	MILAN Sebastiano	29	7	28	64	34.38
	5	POLO Alberto	36	10	31	77	33.77
	8	ZONCA Paolo	19	6	20	45	28.89
	9	PIEROTTI Marco	5	4	10	19	5.26
	11	PICCINELLI Alessandro	-	-	2	2	0.00
Team Totals			287	79	230	596	34.90

Scoring Block	No.	Name	Kill Blocks	Faults	Rebounds	Total Attempts	Avg. by Set	
	5	POLO Alberto	28	33	36	97	1.12	
	1	RICCI Fabio	17	20	21	58	0.89	
	4	RAFFAELLI Giacomo	16	12	12	40	0.67	
	2	PINALI Giulio	12	18	10	40	0.48	
	3	MILAN Sebastiano	6	9	3	18	0.35	
	12	GALASSI Gianluca	4	7	7	18	0.33	
	10	SALSI Nicola	3	2	5	10	0.33	
	13	ZOPPELLARI Francesco	3	6	10	19	0.14	
	9	PIEROTTI Marco	1	2	2	5	0.11	
	8	ZONCA Paolo	1	4	6	11	0.08	
	11	PICCINELLI Alessandro	-	-	-	-	0.00	
	6	ROMANO' Yuri	-	2	-	2	0.00	
	Team Totals			91	111	112	314	3.64

Scoring Service	No.	Name	Aces	Faults	Serve Hits	Total Attempts	Avg. by Set
	2	PINALI Giulio	9	29	63	101	0.36
	5	POLO Alberto	6	16	94	116	0.24
	4	RAFFAELLI Giacomo	4	5	49	58	0.17
	8	ZONCA Paolo	2	9	17	28	0.17
	1	RICCI Fabio	3	3	63	69	0.16
	3	MILAN Sebastiano	2	19	43	64	0.12
	9	PIEROTTI Marco	1	3	10	14	0.11
	12	GALASSI Gianluca	1	2	29	32	0.08
	13	ZOPPELLARI Francesco	1	8	58	67	0.05
	11	PICCINELLI Alessandro	-	-	-	-	0.00
	6	ROMANO' Yuri	-	5	7	12	0.00
10	SALSI Nicola	-	3	13	16	0.00	
Team Totals			29	102	446	577	1.16

Team	Opponent Errors & Team Faults	319	0
-------------	--	-----	---





Cumulative Statistics by Skill


As of SAT 13 JUL 2019 at 22:57

ITA - Italy

Including Game 68

Non-Scoring Dig	No.	Name	Aces	Faults	Serve	Total Attempts	Avg. by Set
	1	RICCI Fabio	-	2	5	7	0.00
	4	RAFFAELLI Giacomo	-	6	23	29	0.00
	3	MILAN Sebastiano	-	-	9	9	0.00
	5	POLO Alberto	-	2	7	9	0.00
	9	PIEROTTI Marco	-	-	1	1	0.00
	11	PICCINELLI Alessandro	-	9	40	49	0.00
	8	ZONCA Paolo	-	1	3	4	0.00
	13	ZOPPELLARI Francesco	-	5	16	21	0.00
	2	PINALI Giulio	-	4	15	19	0.00
	12	GALASSI Gianluca	-	2	1	3	0.00
	6	ROMANO' Yuri	-	-	2	2	0.00
	10	SALSI Nicola	-	2	2	4	0.00
	Team Totals			-	33	124	157

Non-Scoring Set	No.	Name	Running Sets	Faults	Still Sets	Total Attempts	Avg. by Set
	1	RICCI Fabio	-	-	-	-	0.00
	4	RAFFAELLI Giacomo	-	-	-	-	0.00
	3	MILAN Sebastiano	-	-	-	-	0.00
	5	POLO Alberto	-	-	-	-	0.00
	9	PIEROTTI Marco	-	-	-	-	0.00
	11	PICCINELLI Alessandro	-	-	-	-	0.00
	8	ZONCA Paolo	-	-	-	-	0.00
	13	ZOPPELLARI Francesco	-	2	-	2	0.00
	2	PINALI Giulio	-	2	-	2	0.00
	12	GALASSI Gianluca	-	-	-	-	0.00
	6	ROMANO' Yuri	-	-	-	-	0.00
	10	SALSI Nicola	-	2	-	2	0.00
	Team Totals			-	6	-	6

Non-Scoring Reception	No.	Name	Excellents	Faults	Serve Reception	Total Attempts	Succ. %
	9	PIEROTTI Marco	16	-	6	22	72.73
	4	RAFFAELLI Giacomo	89	5	75	169	52.66
	3	MILAN Sebastiano	44	5	38	87	50.57
	5	POLO Alberto	3	1	2	6	50.00
	8	ZONCA Paolo	19	6	15	40	47.50
	11	PICCINELLI Alessandro	30	5	44	79	37.97
	1	RICCI Fabio	-	1	-	1	0.00
	13	ZOPPELLARI Francesco	-	1	-	1	0.00
	2	PINALI Giulio	-	-	1	1	0.00
	6	ROMANO' Yuri	-	-	1	1	0.00
	12	GALASSI Gianluca	-	-	-	-	-
	10	SALSI Nicola	-	-	-	-	-
	Team Totals			201	24	182	407





Cumulative Statistics by Skill


As of SAT 13 JUL 2019 at 22:57

JPN - Japan

Including Game 68

Scoring Spike	No.	Name	Spikes	Faults	Shots	Total Attempts	Eff. %
	7	MURAYAMA Go	38	5	23	66	50.00
	9	KASHIMURA Hirohito	33	8	15	56	44.64
	6	MIYAURA Kento	115	31	69	215	39.07
	5	KORI Hiroya	4	2	2	8	25.00
	1	TAKANASHI Kenta	55	29	43	127	20.47
	3	HIGUCHI Yuki	41	21	64	126	15.87
	12	OGAWA Tomohiro	-	-	1	1	0.00
	10	KOBAYASHI Mitsuki	1	1	7	9	0.00
	11	EIRO Motoki	-	-	1	1	0.00
	2	KATSUOKA Masato	5	5	7	17	0.00
	4	ARAI Yudai	3	3	4	10	0.00
	8	UMEMOTO Rintaro	-	-	-	-	-
	Team Totals			295	105	236	636

Scoring Block	No.	Name	Kill Blocks	Faults	Rebounds	Total Attempts	Avg. by Set	
	9	KASHIMURA Hirohito	11	13	14	38	0.46	
	3	HIGUCHI Yuki	8	11	15	34	0.36	
	7	MURAYAMA Go	8	17	20	45	0.33	
	10	KOBAYASHI Mitsuki	7	15	15	37	0.29	
	1	TAKANASHI Kenta	4	14	12	30	0.17	
	6	MIYAURA Kento	4	11	4	19	0.17	
	12	OGAWA Tomohiro	-	-	1	1	0.00	
	11	EIRO Motoki	-	1	-	1	0.00	
	2	KATSUOKA Masato	-	2	-	2	0.00	
	8	UMEMOTO Rintaro	-	1	-	1	0.00	
	5	KORI Hiroya	-	1	-	1	0.00	
	4	ARAI Yudai	-	-	3	3	0.00	
	Team Totals			42	89	84	215	1.75

Scoring Service	No.	Name	Aces	Faults	Serve Hits	Total Attempts	Avg. by Set
	6	MIYAURA Kento	7	16	61	84	0.29
	11	EIRO Motoki	3	5	10	18	0.19
	3	HIGUCHI Yuki	4	18	72	94	0.18
	1	TAKANASHI Kenta	4	16	61	81	0.17
	10	KOBAYASHI Mitsuki	3	7	96	106	0.13
	2	KATSUOKA Masato	1	1	14	16	0.13
	7	MURAYAMA Go	1	11	69	81	0.04
	12	OGAWA Tomohiro	-	-	-	-	0.00
	8	UMEMOTO Rintaro	-	1	-	1	0.00
	5	KORI Hiroya	-	1	3	4	0.00
	9	KASHIMURA Hirohito	-	3	56	59	0.00
	4	ARAI Yudai	-	1	1	2	0.00
	Team Totals			23	80	443	546

Team	Opponent Errors & Team Faults	323	0
-------------	--	-----	---





Cumulative Statistics by Skill


As of SAT 13 JUL 2019 at 22:57

JPN - Japan

Including Game 68

Non-Scoring Dig	No.	Name	Aces	Faults	Serve	Total Attempts	Avg. by Set
	12	OGAWA Tomohiro	18	12	43	73	2.57
	10	KOBAYASHI Mitsuki	4	12	23	39	0.17
	3	HIGUCHI Yuki	2	10	11	23	0.09
	11	EIRO Motoki	1	-	2	3	0.06
	1	TAKANASHI Kenta	1	8	14	23	0.04
	6	MIYAURA Kento	1	6	12	19	0.04
	2	KATSUOKA Masato	-	2	2	4	0.00
	7	MURAYAMA Go	-	8	9	17	0.00
	8	UMEMOTO Rintaro	-	-	-	-	0.00
	5	KORI Hiroya	-	-	2	2	0.00
	9	KASHIMURA Hirohito	-	1	5	6	0.00
	4	ARAI Yudai	-	2	1	3	0.00
	Team Totals			27	61	124	212

Non-Scoring Set	No.	Name	Running Sets	Faults	Still Sets	Total Attempts	Avg. by Set
	10	KOBAYASHI Mitsuki	185	3	52	240	7.71
	12	OGAWA Tomohiro	8	-	15	23	1.14
	11	EIRO Motoki	4	-	-	4	0.25
	1	TAKANASHI Kenta	2	-	3	5	0.08
	9	KASHIMURA Hirohito	1	-	1	2	0.04
	2	KATSUOKA Masato	-	-	-	-	0.00
	7	MURAYAMA Go	-	-	-	-	0.00
	8	UMEMOTO Rintaro	-	-	-	-	0.00
	6	MIYAURA Kento	-	-	1	1	0.00
	5	KORI Hiroya	-	-	-	-	0.00
	3	HIGUCHI Yuki	-	1	3	4	0.00
	4	ARAI Yudai	-	-	-	-	0.00
	Team Totals			200	4	75	279

Non-Scoring Reception	No.	Name	Excellents	Faults	Serve Reception	Total Attempts	Succ. %
	12	OGAWA Tomohiro	55	8	39	102	53.92
	2	KATSUOKA Masato	19	2	15	36	52.78
	3	HIGUCHI Yuki	77	10	75	162	47.53
	1	TAKANASHI Kenta	45	10	55	110	40.91
	10	KOBAYASHI Mitsuki	-	1	1	2	0.00
	7	MURAYAMA Go	-	-	1	1	0.00
	6	MIYAURA Kento	-	-	2	2	0.00
	5	KORI Hiroya	-	-	2	2	0.00
	9	KASHIMURA Hirohito	-	1	-	1	0.00
	11	EIRO Motoki	-	-	-	-	0.00
	8	UMEMOTO Rintaro	-	-	-	-	0.00
	4	ARAI Yudai	-	-	-	-	0.00
	Team Totals			196	32	190	418





Cumulative Statistics by Skill


As of SAT 13 JUL 2019 at 22:57

KOR - Republic of Korea

Including Game 68

Scoring Spike	No.	Name	Spikes	Faults	Shots	Total Attempts	Eff. %	
	10	PARK Chanwoong	7	-	3	10	70.00	
	2	SONG Wongeun	31	4	14	49	55.10	
	3	GIM Myeongqwan	6	1	6	13	38.46	
	7	JEONG Seonghwan	20	9	11	40	27.50	
	6	KIM Jeongho	89	37	65	191	27.23	
	1	HONG Sanghyeok	71	29	58	158	26.58	
	9	GU Bonseung	52	27	42	121	20.66	
	11	KIM Seungtae	2	1	2	5	20.00	
	12	PARK Changseong	23	18	12	53	9.43	
	4	KIM Gwanqil	1	1	-	2	0.00	
	8	JUENG Taehyun	13	14	10	37	-2.69	
	5	KOO Jahyeok	-	-	-	-	-	
	Team Totals			315	141	223	679	25.63

Scoring Block	No.	Name	Kill Blocks	Faults	Rebounds	Total Attempts	Avg. by Set	
	10	PARK Chanwoong	4	7	8	19	0.50	
	2	SONG Wongeun	12	18	9	39	0.48	
	6	KIM Jeongho	5	8	8	21	0.19	
	1	HONG Sanghyeok	3	15	6	24	0.12	
	7	JEONG Seonghwan	2	21	13	36	0.09	
	3	GIM Myeongqwan	1	11	8	20	0.04	
	11	KIM Seungtae	-	-	1	1	0.00	
	4	KIM Gwanqil	-	4	4	8	0.00	
	9	GU Bonseung	-	6	7	13	0.00	
	5	KOO Jahyeok	-	-	-	-	0.00	
	8	JUENG Taehyun	-	2	-	2	0.00	
	12	PARK Changseong	-	4	6	10	0.00	
	Team Totals			27	113	70	210	1.04

Scoring Service	No.	Name	Aces	Faults	Serve Hits	Total Attempts	Avg. by Set	
	6	KIM Jeongho	9	26	66	101	0.35	
	12	PARK Changseong	3	8	15	26	0.25	
	1	HONG Sanghyeok	2	16	61	79	0.08	
	4	KIM Gwanqil	1	2	30	33	0.06	
	7	JEONG Seonghwan	1	4	58	63	0.05	
	8	JUENG Taehyun	1	11	25	37	0.05	
	11	KIM Seungtae	-	1	3	4	0.00	
	3	GIM Myeongqwan	-	6	36	42	0.00	
	9	GU Bonseung	-	5	66	71	0.00	
	5	KOO Jahyeok	-	-	-	-	0.00	
	2	SONG Wongeun	-	1	71	72	0.00	
	10	PARK Chanwoong	-	4	21	25	0.00	
	Team Totals			17	84	452	553	0.65

Team	Opponent Errors & Team Faults	300	0
-------------	--	-----	---





Cumulative Statistics by Skill


As of SAT 13 JUL 2019 at 22:57

KOR - Republic of Korea

Including Game 68

Non-Scoring Dig	No.	Name	Aces	Faults	Serve	Total Attempts	Avg. by Set
	6	KIM Jeongho	-	6	13	19	0.00
	7	JEONG Seonghwan	-	1	2	3	0.00
	11	KIM Seungtae	-	-	-	-	0.00
	4	KIM Gwanqil	-	3	5	8	0.00
	3	GIM Myeongqwan	-	4	4	8	0.00
	9	GU Bonseung	-	-	9	9	0.00
	5	KOO Jahyeok	-	6	15	21	0.00
	2	SONG Wongeun	-	2	1	3	0.00
	8	JUENG Taehyun	-	-	-	-	0.00
	10	PARK Chanwoong	-	-	-	-	0.00
	1	HONG Sanghyeok	-	1	5	6	0.00
	12	PARK Changseong	-	2	1	3	0.00
	Team Totals			-	25	55	80

Non-Scoring Set	No.	Name	Running Sets	Faults	Still Sets	Total Attempts	Avg. by Set
	3	GIM Myeongqwan	22	2	47	71	0.96
	4	KIM Gwanqil	15	2	43	60	0.94
	6	KIM Jeongho	-	-	1	1	0.00
	7	JEONG Seonghwan	-	-	-	-	0.00
	11	KIM Seungtae	-	-	-	-	0.00
	9	GU Bonseung	-	2	2	4	0.00
	5	KOO Jahyeok	-	-	-	-	0.00
	2	SONG Wongeun	-	-	-	-	0.00
	8	JUENG Taehyun	-	-	-	-	0.00
	10	PARK Chanwoong	-	-	-	-	0.00
	1	HONG Sanghyeok	-	-	-	-	0.00
	12	PARK Changseong	-	1	-	1	0.00
	Team Totals			37	7	93	137

Non-Scoring Reception	No.	Name	Excellents	Faults	Serve Reception	Total Attempts	Succ. %
	10	PARK Chanwoong	1	-	-	1	100.00
	4	KIM Gwanqil	1	-	1	2	50.00
	6	KIM Jeongho	97	8	99	204	47.55
	1	HONG Sanghyeok	50	8	51	109	45.87
	5	KOO Jahyeok	58	13	72	143	40.56
	2	SONG Wongeun	1	-	3	4	25.00
	8	JUENG Taehyun	4	3	9	16	25.00
	7	JEONG Seonghwan	-	-	1	1	0.00
	3	GIM Myeongqwan	-	-	2	2	0.00
	11	KIM Seungtae	-	-	-	-	-
	9	GU Bonseung	-	-	-	-	-
	12	PARK Changseong	-	-	-	-	-
	Team Totals			212	32	238	482





Cumulative Statistics by Skill


As of SAT 13 JUL 2019 at 22:57

MEX - Mexico

Including Game 68

Scoring Spike	No.	Name	Spikes	Faults	Shots	Total Attempts	Eff. %	
	17	BOJORQUEZ VILLANAZUL Luis Gerardo	37	7	16	60	50.00	
	15	ARANDA VENTURA Christian Alejandro	11	1	8	20	50.00	
	9	PARRA VALENZUELA Victor Manuel	16	5	8	29	37.93	
	12	FUENTES RASCON Mauro Isaac	35	10	25	70	35.71	
	8	CARDENAS VALDEZ Jose Angel	45	22	43	110	20.91	
	6	RUBIO CAMARGO Jose Luis	57	35	28	120	18.33	
	1	MORENO HERNANDEZ Alejandro	28	17	23	68	16.18	
	4	LOPEZ ARIAS Orlando	3	1	9	13	15.38	
	3	RAMOS ACEVES Jose Jeronimo	10	10	7	27	0.00	
	10	MUNOZ LABRA Luis Manuel	-	1	5	6	-16.66	
	13	CAMPOS CHAVEZ Martin Humberto	-	-	-	-	-	
	5	MORAILA QUINTERO Andres	-	-	-	-	-	
	Team Totals			242	109	172	523	25.43

Scoring Block	No.	Name	Kill Blocks	Faults	Rebounds	Total Attempts	Avg. by Set	
	17	BOJORQUEZ VILLANAZUL Luis Gerardo	11	17	22	50	0.55	
	3	RAMOS ACEVES Jose Jeronimo	4	2	-	6	0.33	
	9	PARRA VALENZUELA Victor Manuel	5	19	7	31	0.33	
	6	RUBIO CAMARGO Jose Luis	5	10	6	21	0.26	
	1	MORENO HERNANDEZ Alejandro	4	5	7	16	0.25	
	4	LOPEZ ARIAS Orlando	2	9	7	18	0.22	
	8	CARDENAS VALDEZ Jose Angel	4	13	8	25	0.20	
	12	FUENTES RASCON Mauro Isaac	3	8	6	17	0.17	
	10	MUNOZ LABRA Luis Manuel	2	3	5	10	0.13	
	15	ARANDA VENTURA Christian Alejandro	2	3	9	14	0.12	
	13	CAMPOS CHAVEZ Martin Humberto	-	-	-	-	0.00	
	5	MORAILA QUINTERO Andres	-	-	1	1	0.00	
	Team Totals			42	88	78	208	2.10

Scoring Service	No.	Name	Aces	Faults	Serve Hits	Total Attempts	Avg. by Set
	1	MORENO HERNANDEZ Alejandro	4	11	27	42	0.25
	8	CARDENAS VALDEZ Jose Angel	5	10	49	64	0.25
	6	RUBIO CAMARGO Jose Luis	2	13	51	66	0.11
	12	FUENTES RASCON Mauro Isaac	1	3	26	30	0.06
	13	CAMPOS CHAVEZ Martin Humberto	-	-	-	-	0.00
	10	MUNOZ LABRA Luis Manuel	-	-	27	27	0.00
	3	RAMOS ACEVES Jose Jeronimo	-	8	14	22	0.00
	17	BOJORQUEZ VILLANAZUL Luis Gerardo	-	4	57	61	0.00
	5	MORAILA QUINTERO Andres	-	-	-	-	0.00
	15	ARANDA VENTURA Christian Alejandro	-	7	47	54	0.00
4	LOPEZ ARIAS Orlando	-	-	15	15	0.00	
9	PARRA VALENZUELA Victor Manuel	-	5	50	55	0.00	
Team Totals			12	61	363	436	0.60

Team	Opponent Errors & Team Faults	303	0
-------------	--	-----	---





Cumulative Statistics by Skill


As of SAT 13 JUL 2019 at 22:57

MEX - Mexico

Including Game 68

Non-Scoring Dig	No.	Name	Aces	Faults	Serve	Total Attempts	Avg. by Set
	1	MORENO HERNANDEZ Alejandro	-	4	6	10	0.00
	13	CAMPOS CHAVEZ Martin Humberto	-	8	21	29	0.00
	10	MUNOZ LABRA Luis Manuel	-	5	6	11	0.00
	3	RAMOS ACEVES Jose Jeronimo	-	3	3	6	0.00
	17	BOJORQUEZ VILLANAZUL Luis Gerardo	-	4	2	6	0.00
	6	RUBIO CAMARGO Jose Luis	-	10	14	24	0.00
	5	MORAILA QUINTERO Andres	-	4	9	13	0.00
	15	ARANDA VENTURA Christian Alejandro	-	5	5	10	0.00
	4	LOPEZ ARIAS Orlando	-	1	1	2	0.00
	12	FUENTES RASCON Mauro Isaac	-	6	9	15	0.00
	8	CARDENAS VALDEZ Jose Angel	-	1	11	12	0.00
	9	PARRA VALENZUELA Victor Manuel	-	2	3	5	0.00
	Team Totals			-	53	90	143

Non-Scoring Set	No.	Name	Running Sets	Faults	Still Sets	Total Attempts	Avg. by Set
	15	ARANDA VENTURA Christian Alejandro	20	5	61	86	1.18
	10	MUNOZ LABRA Luis Manuel	12	4	31	47	0.80
	5	MORAILA QUINTERO Andres	1	-	3	4	0.17
	1	MORENO HERNANDEZ Alejandro	-	-	1	1	0.00
	13	CAMPOS CHAVEZ Martin Humberto	-	-	-	-	0.00
	3	RAMOS ACEVES Jose Jeronimo	-	-	1	1	0.00
	17	BOJORQUEZ VILLANAZUL Luis Gerardo	-	-	-	-	0.00
	6	RUBIO CAMARGO Jose Luis	-	1	-	1	0.00
	4	LOPEZ ARIAS Orlando	-	-	-	-	0.00
	12	FUENTES RASCON Mauro Isaac	-	-	-	-	0.00
	8	CARDENAS VALDEZ Jose Angel	-	-	1	1	0.00
	9	PARRA VALENZUELA Victor Manuel	-	-	-	-	0.00
	Team Totals			33	10	98	141

Non-Scoring Reception	No.	Name	Excellents	Faults	Serve Reception	Total Attempts	Succ. %
	9	PARRA VALENZUELA Victor Manuel	3	-	3	6	50.00
	6	RUBIO CAMARGO Jose Luis	61	5	70	136	44.85
	5	MORAILA QUINTERO Andres	33	2	58	93	35.48
	13	CAMPOS CHAVEZ Martin Humberto	1	-	2	3	33.33
	12	FUENTES RASCON Mauro Isaac	1	1	1	3	33.33
	3	RAMOS ACEVES Jose Jeronimo	12	3	24	39	30.77
	8	CARDENAS VALDEZ Jose Angel	7	2	16	25	28.00
	1	MORENO HERNANDEZ Alejandro	16	4	53	73	21.92
	10	MUNOZ LABRA Luis Manuel	-	-	1	1	0.00
	17	BOJORQUEZ VILLANAZUL Luis Gerardo	-	1	-	1	0.00
	15	ARANDA VENTURA Christian Alejandro	-	-	-	-	-
	4	LOPEZ ARIAS Orlando	-	-	-	-	-
	Team Totals			134	18	228	380





Cumulative Statistics by Skill


As of SAT 13 JUL 2019 at 22:57

POL - Poland

Including Game 68

Scoring Spike	No.	Name	Spikes	Faults	Shots	Total Attempts	Eff. %	
	3	KEDZIERSKI Michal	1	-	-	1	100.00	
	4	KOZUB Lukasz	4	1	-	5	60.00	
	18	DOMAGALA Damian	3	-	3	6	50.00	
	7	LEMANSKI Bartlomiej	38	8	15	61	49.18	
	9	NIEMIEC Patryk	12	3	4	19	47.37	
	10	FILIPIAK Bartosz	83	22	40	145	42.07	
	1	NOWAKOWSKI Jan	27	6	20	53	39.62	
	11	SEMENIUK Kamil	63	15	61	139	34.53	
	15	HALABA Pawel	51	18	39	108	30.56	
	6	LIPINSKI Bartlomiej	9	4	14	27	18.52	
	13	MASLOWSKI Mateusz	-	-	1	1	0.00	
	8	GRUSZCZYNSKI Jędrzej	-	-	-	-	-	
	Team Totals			291	77	197	565	37.88

Scoring Block	No.	Name	Kill Blocks	Faults	Rebounds	Total Attempts	Avg. by Set	
	7	LEMANSKI Bartlomiej	12	18	20	50	0.50	
	6	LIPINSKI Bartlomiej	4	1	2	7	0.50	
	9	NIEMIEC Patryk	5	5	3	13	0.42	
	1	NOWAKOWSKI Jan	8	25	22	55	0.38	
	11	SEMENIUK Kamil	7	9	7	23	0.29	
	15	HALABA Pawel	5	8	5	18	0.23	
	10	FILIPIAK Bartosz	5	14	10	29	0.21	
	4	KOZUB Lukasz	2	4	4	10	0.17	
	3	KEDZIERSKI Michal	1	3	4	8	0.06	
	13	MASLOWSKI Mateusz	-	-	-	-	0.00	
	8	GRUSZCZYNSKI Jędrzej	-	-	-	-	0.00	
	18	DOMAGALA Damian	-	1	-	1	0.00	
	Team Totals			49	80	77	206	1.96

Scoring Service	No.	Name	Aces	Faults	Serve Hits	Total Attempts	Avg. by Set	
	11	SEMENIUK Kamil	14	21	94	129	0.58	
	10	FILIPIAK Bartosz	10	23	46	79	0.42	
	15	HALABA Pawel	9	14	43	66	0.41	
	6	LIPINSKI Bartlomiej	3	5	14	22	0.38	
	1	NOWAKOWSKI Jan	4	10	63	77	0.19	
	9	NIEMIEC Patryk	2	8	27	37	0.17	
	3	KEDZIERSKI Michal	2	6	53	61	0.13	
	4	KOZUB Lukasz	1	2	38	41	0.08	
	7	LEMANSKI Bartlomiej	1	12	48	61	0.04	
	13	MASLOWSKI Mateusz	-	-	-	-	0.00	
	8	GRUSZCZYNSKI Jędrzej	-	-	-	-	0.00	
	18	DOMAGALA Damian	-	2	1	3	0.00	
	Team Totals			46	103	427	576	1.84

Team	Opponent Errors & Team Faults	306	0
-------------	--	-----	---





Cumulative Statistics by Skill


As of SAT 13 JUL 2019 at 22:57

POL - Poland

Including Game 68

Non-Scoring Dig	No.	Name	Aces	Faults	Serve	Total Attempts	Avg. by Set
	15	HALABA Pawel	1	3	18	22	0.05
	10	FILIPIAK Bartosz	-	8	14	22	0.00
	1	NOWAKOWSKI Jan	-	1	7	8	0.00
	3	KEDZIERSKI Michal	-	5	14	19	0.00
	7	LEMANSKI Bartlomiej	-	2	3	5	0.00
	11	SEMENIUK Kamil	-	3	21	24	0.00
	6	LIPINSKI Bartlomiej	-	-	3	3	0.00
	9	NIEMIEC Patryk	-	2	1	3	0.00
	13	MASLOWSKI Mateusz	-	12	21	33	0.00
	4	KOZUB Lukasz	-	3	7	10	0.00
	8	GRUSZCZYNSKI Jędrzej	-	-	-	-	0.00
	18	DOMAGALA Damian	-	-	2	2	0.00
	Team Totals			1	39	111	151

Non-Scoring Set	No.	Name	Running Sets	Faults	Still Sets	Total Attempts	Avg. by Set
	3	KEDZIERSKI Michal	14	-	15	29	0.88
	4	KOZUB Lukasz	1	3	4	8	0.08
	10	FILIPIAK Bartosz	-	1	-	1	0.00
	1	NOWAKOWSKI Jan	-	1	-	1	0.00
	15	HALABA Pawel	-	-	-	-	0.00
	7	LEMANSKI Bartlomiej	-	-	1	1	0.00
	11	SEMENIUK Kamil	-	-	-	-	0.00
	6	LIPINSKI Bartlomiej	-	-	-	-	0.00
	9	NIEMIEC Patryk	-	-	-	-	0.00
	13	MASLOWSKI Mateusz	-	-	-	-	0.00
	8	GRUSZCZYNSKI Jędrzej	-	-	-	-	0.00
	18	DOMAGALA Damian	-	-	-	-	0.00
	Team Totals			15	5	20	40

Non-Scoring Reception	No.	Name	Excellents	Faults	Serve Reception	Total Attempts	Succ. %
	10	FILIPIAK Bartosz	1	-	-	1	100.00
	11	SEMENIUK Kamil	70	12	39	121	57.85
	8	GRUSZCZYNSKI Jędrzej	1	-	1	2	50.00
	13	MASLOWSKI Mateusz	34	5	30	69	49.28
	15	HALABA Pawel	54	11	65	130	41.54
	7	LEMANSKI Bartlomiej	1	1	1	3	33.33
	6	LIPINSKI Bartlomiej	9	5	30	44	20.45
	1	NOWAKOWSKI Jan	-	-	2	2	0.00
	9	NIEMIEC Patryk	-	-	1	1	0.00
	3	KEDZIERSKI Michal	-	-	-	-	-
	4	KOZUB Lukasz	-	-	-	-	-
	18	DOMAGALA Damian	-	-	-	-	-
	Team Totals			170	34	169	373





Cumulative Statistics by Skill


As of SAT 13 JUL 2019 at 22:57

POR - Portugal

Including Game 68

Scoring Spike	No.	Name	Spikes	Faults	Shots	Total Attempts	Eff. %
	12	BELO Jose	12	-	5	17	70.59
	4	SINFONIO Miquel	36	7	12	55	52.73
	10	CUNHA Bruno	111	34	97	242	31.82
	2	MENEZES Guilherme	26	10	19	55	29.09
	3	CAVALCANTI Rafael	4	2	4	10	20.00
	5	ROSA Andre	66	37	49	152	19.08
	11	MARQUES Andre	38	18	53	109	18.35
	7	REIS Afonso	5	3	5	13	15.38
	6	CUNHA Miquel	11	7	11	29	13.79
	9	GOMES Diogo	-	-	1	1	0.00
	8	PEIXOTO Miquel	-	-	1	1	0.00
	1	SANTOS Frederico	-	1	4	5	-19.99
Team Totals			309	119	262	690	27.54

Scoring Block	No.	Name	Kill Blocks	Faults	Rebounds	Total Attempts	Avg. by Set
	4	SINFONIO Miquel	14	33	23	70	0.58
	10	CUNHA Bruno	11	12	7	30	0.44
	12	BELO Jose	4	11	12	27	0.44
	11	MARQUES Andre	8	10	13	31	0.33
	2	MENEZES Guilherme	5	22	26	53	0.24
	5	ROSA Andre	5	18	12	35	0.21
	3	CAVALCANTI Rafael	1	2	1	4	0.20
	7	REIS Afonso	2	9	10	21	0.09
	6	CUNHA Miquel	1	2	3	6	0.08
	1	SANTOS Frederico	1	3	2	6	0.07
	9	GOMES Diogo	-	-	2	2	0.00
	8	PEIXOTO Miquel	-	-	-	-	0.00
Team Totals			52	125	111	288	2.08

Scoring Service	No.	Name	Aces	Faults	Serve Hits	Total Attempts	Avg. by Set
	5	ROSA Andre	10	23	61	94	0.42
	3	CAVALCANTI Rafael	2	1	11	14	0.40
	10	CUNHA Bruno	6	18	55	79	0.24
	4	SINFONIO Miquel	5	6	61	72	0.21
	7	REIS Afonso	4	8	87	99	0.17
	11	MARQUES Andre	4	10	65	79	0.17
	2	MENEZES Guilherme	3	7	65	75	0.14
	1	SANTOS Frederico	2	-	31	33	0.14
	12	BELO Jose	1	9	12	22	0.11
	9	GOMES Diogo	-	-	-	-	0.00
	8	PEIXOTO Miquel	-	-	-	-	0.00
	6	CUNHA Miquel	-	-	9	9	0.00
Team Totals			37	82	457	576	1.48

Team	Opponent Errors & Team Faults	356	0
-------------	--	-----	---





Cumulative Statistics by Skill


As of SAT 13 JUL 2019 at 22:57

POR - Portugal

Including Game 68

Non-Scoring Dig	No.	Name	Aces	Faults	Serve	Total Attempts	Avg. by Set
	9	GOMES Diogo	3	8	23	34	0.43
	10	CUNHA Bruno	3	12	11	26	0.12
	11	MARQUES Andre	2	7	15	24	0.08
	6	CUNHA Miquel	1	-	2	3	0.08
	1	SANTOS Frederico	1	3	5	9	0.07
	5	ROSA Andre	1	6	9	16	0.04
	4	SINFRONIO Miquel	1	2	7	10	0.04
	8	PEIXOTO Miquel	-	1	1	2	0.00
	7	REIS Afonso	-	7	20	27	0.00
	3	CAVALCANTI Rafael	-	1	-	1	0.00
	2	MENEZES Guilherme	-	1	5	6	0.00
	12	BELO Jose	-	1	1	2	0.00
	Team Totals			12	49	99	160

Non-Scoring Set	No.	Name	Running Sets	Faults	Still Sets	Total Attempts	Avg. by Set
	1	SANTOS Frederico	69	3	47	119	4.93
	7	REIS Afonso	80	6	103	189	3.48
	9	GOMES Diogo	4	-	8	12	0.57
	8	PEIXOTO Miquel	-	-	1	1	0.00
	3	CAVALCANTI Rafael	-	-	1	1	0.00
	11	MARQUES Andre	-	-	4	4	0.00
	2	MENEZES Guilherme	-	-	1	1	0.00
	5	ROSA Andre	-	-	-	-	0.00
	10	CUNHA Bruno	-	-	3	3	0.00
	6	CUNHA Miquel	-	-	-	-	0.00
	12	BELO Jose	-	-	-	-	0.00
	4	SINFRONIO Miquel	-	1	2	3	0.00
	Team Totals			153	10	170	333

Non-Scoring Reception	No.	Name	Excellents	Faults	Serve Reception	Total Attempts	Succ. %
	8	PEIXOTO Miquel	1	-	-	1	100.00
	12	BELO Jose	1	-	-	1	100.00
	9	GOMES Diogo	52	7	78	137	37.96
	5	ROSA Andre	52	11	76	139	37.41
	11	MARQUES Andre	48	10	95	153	31.37
	3	CAVALCANTI Rafael	5	4	13	22	22.73
	6	CUNHA Miquel	1	1	4	6	16.67
	2	MENEZES Guilherme	-	-	5	5	0.00
	7	REIS Afonso	-	-	-	-	-
	10	CUNHA Bruno	-	-	-	-	-
	1	SANTOS Frederico	-	-	-	-	-
4	SINFRONIO Miquel	-	-	-	-	-	
Team Totals			160	33	271	464	34.48





Cumulative Statistics by Skill


As of SAT 13 JUL 2019 at 22:57

RUS - Russia

Including Game 68

Scoring Spike	No.	Name	Spikes	Faults	Shots	Total Attempts	Eff. %	
	8	PAKSHIN Roman	8	1	2	11	63.64	
	4	KONONOV Aleksei	24	1	16	41	56.10	
	16	MELNIKOV Aleksandr	23	4	9	36	52.78	
	10	YAKOVLEV Dmitry	53	12	24	89	46.07	
	13	BELOGORTSEV Maksim	14	4	4	22	45.45	
	9	BOGDAN Denis	64	12	41	117	44.44	
	11	POROSHIN Roman	3	-	4	7	42.86	
	2	KLETS Kirill	34	10	14	58	41.38	
	1	PANKOV Pavel	2	-	4	6	33.33	
	3	SURMACHEVSKIY Andrey	56	24	33	113	28.32	
	19	KRIVITCHENKO Semen	-	-	2	2	0.00	
	7	URSOV Kirill	5	5	4	14	0.00	
	Team Totals			286	73	157	516	41.28

Scoring Block	No.	Name	Kill Blocks	Faults	Rebounds	Total Attempts	Avg. by Set	
	13	BELOGORTSEV Maksim	14	20	11	45	1.08	
	4	KONONOV Aleksei	13	16	26	55	0.62	
	2	KLETS Kirill	8	10	7	25	0.44	
	16	MELNIKOV Aleksandr	7	22	20	49	0.44	
	3	SURMACHEVSKIY Andrey	9	11	3	23	0.38	
	9	BOGDAN Denis	8	3	10	21	0.35	
	11	POROSHIN Roman	6	5	6	17	0.27	
	10	YAKOVLEV Dmitry	4	9	4	17	0.21	
	8	PAKSHIN Roman	1	-	1	2	0.17	
	19	KRIVITCHENKO Semen	-	-	-	-	0.00	
	7	URSOV Kirill	-	-	3	3	0.00	
	1	PANKOV Pavel	-	4	1	5	0.00	
	Team Totals			70	76	92	238	2.80

Scoring Service	No.	Name	Aces	Faults	Serve Hits	Total Attempts	Avg. by Set	
	3	SURMACHEVSKIY Andrey	19	23	46	88	0.79	
	13	BELOGORTSEV Maksim	7	16	35	58	0.54	
	10	YAKOVLEV Dmitry	10	15	51	76	0.53	
	16	MELNIKOV Aleksandr	7	12	44	63	0.44	
	9	BOGDAN Denis	10	23	51	84	0.43	
	1	PANKOV Pavel	4	4	16	24	0.25	
	4	KONONOV Aleksei	4	15	53	72	0.19	
	8	PAKSHIN Roman	1	2	8	11	0.17	
	2	KLETS Kirill	1	7	28	36	0.06	
	11	POROSHIN Roman	1	2	63	66	0.05	
	19	KRIVITCHENKO Semen	-	-	-	-	0.00	
	7	URSOV Kirill	-	2	7	9	0.00	
	Team Totals			64	121	402	587	2.56

Team	Opponent Errors & Team Faults	332	0
-------------	--	-----	---





Cumulative Statistics by Skill


As of SAT 13 JUL 2019 at 22:57

RUS - Russia

Including Game 68

Non-Scoring Dig	No.	Name	Aces	Faults	Serve	Total Attempts	Avg. by Set
	19	KRIVITCHENKO Semen	-	15	30	45	0.00
	11	POROSHIN Roman	-	3	5	8	0.00
	7	URSOV Kirill	-	1	2	3	0.00
	3	SURMACHEVSKIY Andrey	-	6	14	20	0.00
	8	PAKSHIN Roman	-	-	-	-	0.00
	13	BELOGORTSEV Maksim	-	1	6	7	0.00
	2	KLETS Kirill	-	2	3	5	0.00
	1	PANKOV Pavel	-	2	3	5	0.00
	9	BOGDAN Denis	-	1	12	13	0.00
	4	KONONOV Aleksei	-	1	3	4	0.00
	16	MELNIKOV Aleksandr	-	3	5	8	0.00
	10	YAKOVLEV Dmitry	-	1	8	9	0.00
Team Totals			-	36	91	127	0.00

Non-Scoring Set	No.	Name	Running Sets	Faults	Still Sets	Total Attempts	Avg. by Set
	1	PANKOV Pavel	19	2	25	46	1.19
	11	POROSHIN Roman	21	1	36	58	0.95
	19	KRIVITCHENKO Semen	-	-	1	1	0.00
	7	URSOV Kirill	-	-	-	-	0.00
	3	SURMACHEVSKIY Andrey	-	1	-	1	0.00
	8	PAKSHIN Roman	-	-	-	-	0.00
	13	BELOGORTSEV Maksim	-	-	-	-	0.00
	2	KLETS Kirill	-	-	-	-	0.00
	9	BOGDAN Denis	-	-	-	-	0.00
	4	KONONOV Aleksei	-	-	-	-	0.00
	16	MELNIKOV Aleksandr	-	-	-	-	0.00
	10	YAKOVLEV Dmitry	-	2	-	2	0.00
Team Totals			40	6	62	108	1.60

Non-Scoring Reception	No.	Name	Excellents	Faults	Serve Reception	Total Attempts	Succ. %
	13	BELOGORTSEV Maksim	1	-	1	2	50.00
	4	KONONOV Aleksei	1	-	1	2	50.00
	16	MELNIKOV Aleksandr	1	-	-	2	50.00
	7	URSOV Kirill	15	1	17	33	45.45
	9	BOGDAN Denis	46	4	55	105	43.81
	3	SURMACHEVSKIY Andrey	38	9	48	95	40.00
	19	KRIVITCHENKO Semen	34	8	72	114	29.82
	8	PAKSHIN Roman	2	-	6	8	25.00
	11	POROSHIN Roman	-	-	1	1	0.00
	2	KLETS Kirill	-	1	-	1	0.00
	10	YAKOVLEV Dmitry	-	-	2	2	0.00
	1	PANKOV Pavel	-	-	-	-	-
Team Totals			138	24	203	365	37.81





Cumulative Statistics by Skill


As of SAT 13 JUL 2019 at 22:57

SUI - Switzerland

Including Game 68

Scoring Spike	No.	Name	Spikes	Faults	Shots	Total Attempts	Eff. %
	3	FRAME Christopher	7	1	9	17	35.29
	6	VON BURG Mischa Nicola	17	6	13	36	30.56
	10	ULRICH Luca	103	35	99	237	28.69
	1	ROTH Yves	62	22	58	142	28.17
	8	ZELLER Quentin	75	27	70	172	27.91
	7	ZERIKA Karim	28	13	17	58	25.86
	18	MIKA Irian	3	2	1	6	16.67
	2	HARKSEN Peer	7	5	3	15	13.33
	9	PFUND Reto	-	-	4	4	0.00
	11	SUESS Nico	1	1	2	4	0.00
	15	WEISIGK Julian	4	4	4	12	0.00
	12	FISCHER Julian	-	-	-	-	-
	Team Totals			307	116	280	703

Scoring Block	No.	Name	Kill Blocks	Faults	Rebounds	Total Attempts	Avg. by Set
	7	ZERIKA Karim	21	36	26	83	0.84
	1	ROTH Yves	15	15	9	39	0.63
	6	VON BURG Mischa Nicola	10	21	10	41	0.53
	3	FRAME Christopher	6	6	13	25	0.46
	10	ULRICH Luca	8	13	19	40	0.32
	2	HARKSEN Peer	5	12	5	22	0.22
	8	ZELLER Quentin	4	13	15	32	0.16
	9	PFUND Reto	-	2	8	10	0.00
	12	FISCHER Julian	-	-	-	-	0.00
	18	MIKA Irian	-	-	-	-	0.00
	11	SUESS Nico	-	-	-	-	0.00
	15	WEISIGK Julian	-	2	-	2	0.00
	Team Totals			69	127	105	301

Scoring Service	No.	Name	Aces	Faults	Serve Hits	Total Attempts	Avg. by Set
	8	ZELLER Quentin	7	21	65	93	0.28
	6	VON BURG Mischa Nicola	4	12	68	84	0.21
	10	ULRICH Luca	4	18	67	89	0.16
	3	FRAME Christopher	2	5	38	45	0.15
	9	PFUND Reto	1	2	29	32	0.08
	1	ROTH Yves	2	25	53	80	0.08
	7	ZERIKA Karim	2	12	67	81	0.08
	2	HARKSEN Peer	1	6	59	66	0.04
	12	FISCHER Julian	-	-	-	-	0.00
	18	MIKA Irian	-	-	-	-	0.00
	11	SUESS Nico	-	1	-	1	0.00
	15	WEISIGK Julian	-	1	5	6	0.00
	Team Totals			23	103	451	577

Team	Opponent Errors & Team Faults	346	0
-------------	--	-----	---





Cumulative Statistics by Skill


As of SAT 13 JUL 2019 at 22:57

SUI - Switzerland

Including Game 68

Non-Scoring Dig	No.	Name	Aces	Faults	Serve	Total Attempts	Avg. by Set	
	12	FISCHER Julian	9	12	29	50	1.29	
	1	ROTH Yves	4	5	13	22	0.17	
	3	FRAME Christopher	1	1	1	3	0.08	
	8	ZELLER Quentin	2	5	13	20	0.08	
	2	HARKSEN Peer	1	1	3	5	0.04	
	10	ULRICH Luca	1	2	12	15	0.04	
	7	ZERIKA Karim	1	4	4	9	0.04	
	9	PFUND Reto	-	4	1	5	0.00	
	18	MIKA Irian	-	-	-	-	0.00	
	11	SUESS Nico	-	-	-	-	0.00	
	15	WEISIGK Julian	-	-	1	1	0.00	
	6	VON BURG Mischa Nicola	-	3	6	9	0.00	
	Team Totals			19	37	83	139	0.76

Non-Scoring Set	No.	Name	Running Sets	Faults	Still Sets	Total Attempts	Avg. by Set
	2	HARKSEN Peer	107	4	87	198	4.65
	9	PFUND Reto	29	1	20	50	2.42
	12	FISCHER Julian	3	1	5	9	0.43
	10	ULRICH Luca	1	1	3	5	0.04
	8	ZELLER Quentin	1	-	1	2	0.04
	1	ROTH Yves	-	-	1	1	0.00
	18	MIKA Irian	-	-	-	-	0.00
	11	SUESS Nico	-	-	-	-	0.00
	15	WEISIGK Julian	-	-	-	-	0.00
	6	VON BURG Mischa Nicola	-	-	3	3	0.00
	3	FRAME Christopher	-	1	-	1	0.00
	7	ZERIKA Karim	-	-	-	-	0.00
	Team Totals			141	8	120	269

Non-Scoring Reception	No.	Name	Excellents	Faults	Serve Reception	Total Attempts	Succ. %
	6	VON BURG Mischa Nicola	3	-	-	3	100.00
	3	FRAME Christopher	1	-	-	1	100.00
	12	FISCHER Julian	72	5	50	127	56.69
	10	ULRICH Luca	74	5	72	151	49.01
	8	ZELLER Quentin	68	6	95	169	40.24
	11	SUESS Nico	4	1	6	11	36.36
	1	ROTH Yves	-	1	1	2	0.00
	18	MIKA Irian	-	-	2	2	0.00
	7	ZERIKA Karim	-	-	3	3	0.00
	9	PFUND Reto	-	-	-	-	0.00
	2	HARKSEN Peer	-	-	-	-	0.00
	15	WEISIGK Julian	-	-	-	-	0.00
Team Totals			222	18	229	469	47.33





Cumulative Statistics by Skill


As of SAT 13 JUL 2019 at 22:57

TPE - Chinese Taipei

Including Game 68

Scoring Spike	No.	Name	Spikes	Faults	Shots	Total Attempts	Eff. %
	4	CHEN Cheng-Chi	35	4	21	60	51.67
	2	JHANG Yun-Liang	1	-	1	2	50.00
	19	LIN Yu-Cheng	19	4	14	37	40.54
	7	SHIH Hsiu-Chih	3	1	1	5	40.00
	11	WU Tsung-Hsuan	126	34	76	236	38.98
	9	KAO Wei-Cheng	79	34	59	172	26.16
	6	CHANG Ching-Hsiang	2	1	1	4	25.00
	12	SUNG Po-Ting	58	31	55	144	18.75
	8	CHEN Chien-Ting	9	8	10	27	3.70
	10	SU Hou-Chen	-	-	2	2	0.00
	3	LIU Chia-Chang	1	1	2	4	0.00
	20	CHIAO Hsuan-Cheng	-	-	-	-	-
	Team Totals			333	118	242	693

Scoring Block	No.	Name	Kill Blocks	Faults	Rebounds	Total Attempts	Avg. by Set
	12	SUNG Po-Ting	10	23	13	46	0.37
	4	CHEN Cheng-Chi	10	33	23	66	0.37
	11	WU Tsung-Hsuan	8	16	15	39	0.30
	19	LIN Yu-Cheng	4	6	19	29	0.24
	8	CHEN Chien-Ting	3	13	11	27	0.18
	9	KAO Wei-Cheng	4	11	10	25	0.15
	3	LIU Chia-Chang	1	-	3	4	0.13
	7	SHIH Hsiu-Chih	3	7	9	19	0.12
	10	SU Hou-Chen	-	-	-	-	0.00
	6	CHANG Ching-Hsiang	-	-	-	-	0.00
	2	JHANG Yun-Liang	-	1	2	3	0.00
	20	CHIAO Hsuan-Cheng	-	-	-	-	-
	Team Totals			43	126	105	274

Scoring Service	No.	Name	Aces	Faults	Serve Hits	Total Attempts	Avg. by Set
	11	WU Tsung-Hsuan	14	23	80	117	0.52
	7	SHIH Hsiu-Chih	9	6	88	103	0.35
	12	SUNG Po-Ting	6	24	66	96	0.22
	19	LIN Yu-Cheng	2	5	36	43	0.12
	4	CHEN Cheng-Chi	3	4	88	95	0.11
	9	KAO Wei-Cheng	2	27	70	99	0.07
	10	SU Hou-Chen	-	-	-	-	0.00
	8	CHEN Chien-Ting	-	4	26	30	0.00
	6	CHANG Ching-Hsiang	-	1	10	11	0.00
	2	JHANG Yun-Liang	-	-	-	-	0.00
	3	LIU Chia-Chang	-	2	7	9	0.00
	20	CHIAO Hsuan-Cheng	-	-	-	-	-
	Team Totals			36	96	471	603

Team	Opponent Errors & Team Faults	377	0
-------------	--	-----	---





Cumulative Statistics by Skill


As of SAT 13 JUL 2019 at 22:57

TPE - Chinese Taipei

Including Game 68

Non-Scoring Dig	No.	Name	Aces	Faults	Serve	Total Attempts	Avg. by Set
	2	JHANG Yun-Liang	14	11	32	57	2.33
	10	SU Hou-Chen	3	6	12	21	0.33
	9	KAO Wei-Cheng	6	9	22	37	0.22
	12	SUNG Po-Ting	5	8	22	35	0.19
	11	WU Tsung-Hsuan	4	17	25	46	0.15
	7	SHIH Hsiu-Chih	4	8	15	27	0.15
	19	LIN Yu-Cheng	1	3	1	5	0.06
	4	CHEN Cheng-Chi	1	4	4	9	0.04
	8	CHEN Chien-Ting	-	2	3	5	0.00
	6	CHANG Ching-Hsiang	-	-	2	2	0.00
	3	LIU Chia-Chang	-	2	2	4	0.00
	20	CHIAO Hsuan-Cheng	-	-	-	-	-
	Team Totals			38	70	140	248

Non-Scoring Set	No.	Name	Running Sets	Faults	Still Sets	Total Attempts	Avg. by Set
	7	SHIH Hsiu-Chih	154	7	169	330	5.92
	3	LIU Chia-Chang	36	2	29	67	4.50
	10	SU Hou-Chen	3	-	2	5	0.33
	2	JHANG Yun-Liang	2	1	14	17	0.33
	19	LIN Yu-Cheng	1	1	1	3	0.06
	11	WU Tsung-Hsuan	1	1	3	5	0.04
	9	KAO Wei-Cheng	1	-	8	9	0.04
	12	SUNG Po-Ting	1	-	8	9	0.04
	8	CHEN Chien-Ting	-	-	-	-	0.00
	6	CHANG Ching-Hsiang	-	-	-	-	0.00
	4	CHEN Cheng-Chi	-	-	1	1	0.00
	20	CHIAO Hsuan-Cheng	-	-	-	-	-
	Team Totals			199	12	235	446

Non-Scoring Reception	No.	Name	Excellents	Faults	Serve Reception	Total Attempts	Succ. %
	11	WU Tsung-Hsuan	1	-	-	1	100.00
	10	SU Hou-Chen	20	2	28	50	40.00
	12	SUNG Po-Ting	69	6	127	202	34.16
	8	CHEN Chien-Ting	1	-	2	3	33.33
	2	JHANG Yun-Liang	23	5	46	74	31.08
	9	KAO Wei-Cheng	45	12	93	150	30.00
	7	SHIH Hsiu-Chih	-	-	2	2	0.00
	4	CHEN Cheng-Chi	-	-	3	3	0.00
	19	LIN Yu-Cheng	-	1	1	2	0.00
	6	CHANG Ching-Hsiang	-	-	-	-	-
	20	CHIAO Hsuan-Cheng	-	-	-	-	-
	3	LIU Chia-Chang	-	-	-	-	-
	Team Totals			159	26	302	487





Cumulative Statistics by Skill


As of SAT 13 JUL 2019 at 22:57

UKR - Ukraine

Including Game 68

Scoring Spike	No.	Name	Spikes	Faults	Shots	Total Attempts	Eff. %
	2	KLOCHKO Kyrylo	67	12	40	119	46.22
	12	KLEPKO Heorhii	25	3	20	48	45.83
	4	OSTAPENKO Volodymyr	26	5	23	54	38.89
	1	HOLOVEN Oleksii	4	2	1	7	28.57
	5	KISILIUК Yevhenii	80	35	69	184	24.46
	6	ZHUKOV Borys	49	22	40	111	24.32
	3	MAZENKO Bohdan	13	6	11	30	23.33
	10	SOTNYK Nik	45	24	35	104	20.19
	8	KHOMYN Mykola	4	2	4	10	20.00
	9	ONIPKO Bohdan	5	3	4	12	16.67
	7	KRYVOBOK Ivan	24	16	19	59	13.56
11	KRAIEVSKYI Viktor	-	-	1	1	0.00	
Team Totals			342	130	267	739	28.69

Scoring Block	No.	Name	Kill Blocks	Faults	Rebounds	Total Attempts	Avg. by Set
	3	MAZENKO Bohdan	11	14	12	37	0.61
	4	OSTAPENKO Volodymyr	10	16	16	42	0.48
	12	KLEPKO Heorhii	11	26	24	61	0.48
	10	SOTNYK Nik	5	6	6	17	0.36
	6	ZHUKOV Borys	6	16	4	26	0.29
	7	KRYVOBOK Ivan	3	5	2	10	0.21
	8	KHOMYN Mykola	3	5	8	16	0.19
	5	KISILIUК Yevhenii	3	18	12	33	0.14
	2	KLOCHKO Kyrylo	3	17	13	33	0.14
	1	HOLOVEN Oleksii	2	11	6	19	0.10
	11	KRAIEVSKYI Viktor	-	-	-	-	0.00
9	ONIPKO Bohdan	-	1	2	3	0.00	
Team Totals			57	142	105	304	2.04

Scoring Service	No.	Name	Aces	Faults	Serve Hits	Total Attempts	Avg. by Set
	5	KISILIUК Yevhenii	6	28	52	86	0.27
	1	HOLOVEN Oleksii	5	14	55	74	0.25
	6	ZHUKOV Borys	5	16	43	64	0.24
	3	MAZENKO Bohdan	4	5	41	50	0.22
	8	KHOMYN Mykola	3	2	46	51	0.19
	12	KLEPKO Heorhii	4	4	73	81	0.17
	10	SOTNYK Nik	1	8	37	46	0.07
	7	KRYVOBOK Ivan	1	6	20	27	0.07
	2	KLOCHKO Kyrylo	1	13	43	57	0.05
	11	KRAIEVSKYI Viktor	-	-	-	-	0.00
	4	OSTAPENKO Volodymyr	-	2	50	52	0.00
9	ONIPKO Bohdan	-	2	3	5	0.00	
Team Totals			30	100	463	593	1.07

Team	Opponent Errors & Team Faults	423	0
-------------	--	-----	---





Cumulative Statistics by Skill


As of SAT 13 JUL 2019 at 22:57

UKR - Ukraine

Including Game 68

Non-Scoring Dig	No.	Name	Aces	Faults	Serve	Total Attempts	Avg. by Set	
	11	KRAIEVSKYI Viktor	3	7	15	25	0.43	
	2	KLOCHKO Kyrvlo	5	13	22	40	0.24	
	6	ZHUKOV Borys	3	10	16	29	0.14	
	10	SOTNYK Nik	1	6	9	16	0.07	
	8	KHOMYN Mykola	1	12	15	28	0.06	
	1	HOLOVEN Oleksii	1	6	9	16	0.05	
	4	OSTAPENKO Volodymyr	1	3	3	7	0.05	
	3	MAZENKO Bohdan	-	1	1	2	0.00	
	5	KISILIUUK Yevhenii	-	7	24	31	0.00	
	9	ONIPKO Bohdan	-	-	1	1	0.00	
	12	KLEPKO Heorhii	-	3	6	9	0.00	
	7	KRYVOBOK Ivan	-	2	9	11	0.00	
	Team Totals			15	70	130	215	0.54

Non-Scoring Set	No.	Name	Running Sets	Faults	Still Sets	Total Attempts	Avg. by Set	
	1	HOLOVEN Oleksii	117	5	106	228	5.85	
	8	KHOMYN Mykola	68	4	69	141	4.25	
	11	KRAIEVSKYI Viktor	1	-	8	9	0.14	
	2	KLOCHKO Kyrvlo	3	1	5	9	0.14	
	6	ZHUKOV Borys	2	-	5	7	0.10	
	5	KISILIUUK Yevhenii	2	1	9	12	0.09	
	3	MAZENKO Bohdan	-	-	-	-	0.00	
	10	SOTNYK Nik	-	-	2	2	0.00	
	4	OSTAPENKO Volodymyr	-	-	2	2	0.00	
	9	ONIPKO Bohdan	-	-	-	-	0.00	
	12	KLEPKO Heorhii	-	1	-	1	0.00	
	7	KRYVOBOK Ivan	-	-	1	1	0.00	
	Team Totals			193	12	207	412	6.89

Non-Scoring Reception	No.	Name	Excellents	Faults	Serve Reception	Total Attempts	Succ. %
	7	KRYVOBOK Ivan	5	1	4	10	50.00
	2	KLOCHKO Kyrvlo	52	5	67	124	41.94
	11	KRAIEVSKYI Viktor	36	10	78	124	29.03
	5	KISILIUUK Yevhenii	42	6	100	148	28.38
	6	ZHUKOV Borys	26	4	75	105	24.76
	1	HOLOVEN Oleksii	1	1	4	6	16.67
	3	MAZENKO Bohdan	-	-	1	1	0.00
	8	KHOMYN Mykola	-	-	1	1	0.00
	4	OSTAPENKO Volodymyr	-	-	1	1	0.00
	10	SOTNYK Nik	-	-	-	-	-
	9	ONIPKO Bohdan	-	-	-	-	-
	12	KLEPKO Heorhii	-	-	-	-	-
	Team Totals			162	27	331	520





Cumulative Statistics by Skill


As of SAT 13 JUL 2019 at 22:57

USA - United States

Including Game 68

Scoring Spike	No.	Name	Spikes	Faults	Shots	Total Attempts	Eff. %
	12	LEESON Blake Gregory	37	7	21	65	46.15
	11	PRESHO Kyler Jacob	18	4	12	34	41.18
	10	MITCHEM Tyler Joseph	49	16	24	89	37.08
	3	ZOLG Garrett Christopher	6	2	5	13	30.77
	2	WILDMAN Brett Mcgehee	38	20	28	86	20.93
	1	JASPER Jaylen Mario	58	33	30	121	20.66
	5	DIXON Parker Olin	22	13	21	56	16.07
	7	SIEGFRIED Ethan Michael	23	15	25	63	12.70
	8	BARSEMIAN Raymond Sarkis	29	21	38	88	9.09
	4	RATTRAY Brandon Michael	12	10	2	24	8.33
6	SIMMONS Michael Dean	-	-	2	2	0.00	
9	GIBB Chandler John	-	1	3	4	-24.99	
Team Totals			292	142	211	645	23.26

Scoring Block	No.	Name	Kill Blocks	Faults	Rebounds	Total Attempts	Avg. by Set
	12	LEESON Blake Gregory	11	15	21	47	0.58
	11	PRESHO Kyler Jacob	7	10	8	25	0.47
	8	BARSEMIAN Raymond Sarkis	8	11	4	23	0.44
	10	MITCHEM Tyler Joseph	9	28	23	60	0.43
	1	JASPER Jaylen Mario	8	4	13	25	0.38
	2	WILDMAN Brett Mcgehee	4	7	4	15	0.17
	9	GIBB Chandler John	3	8	6	17	0.14
	4	RATTRAY Brandon Michael	1	3	3	7	0.13
	5	DIXON Parker Olin	2	11	3	16	0.12
	7	SIEGFRIED Ethan Michael	2	9	3	14	0.09
	3	ZOLG Garrett Christopher	1	5	6	12	0.05
	6	SIMMONS Michael Dean	-	-	3	3	0.00
	Team Totals			56	87	97	240

Scoring Service	No.	Name	Aces	Faults	Serve Hits	Total Attempts	Avg. by Set
	1	JASPER Jaylen Mario	5	26	25	56	0.24
	9	GIBB Chandler John	4	5	51	60	0.18
	2	WILDMAN Brett Mcgehee	4	23	44	71	0.17
	11	PRESHO Kyler Jacob	2	3	42	47	0.13
	3	ZOLG Garrett Christopher	2	6	49	57	0.10
	7	SIEGFRIED Ethan Michael	2	19	28	49	0.09
	8	BARSEMIAN Raymond Sarkis	1	14	38	53	0.06
	5	DIXON Parker Olin	1	7	19	27	0.06
	12	LEESON Blake Gregory	1	4	52	57	0.05
	10	MITCHEM Tyler Joseph	1	12	32	45	0.05
	6	SIMMONS Michael Dean	-	-	-	-	0.00
	4	RATTRAY Brandon Michael	-	5	6	11	0.00
	Team Totals			23	124	386	533

Team	Opponent Errors & Team Faults	396	0
-------------	--	-----	---





Cumulative Statistics by Skill


As of SAT 13 JUL 2019 at 22:57

USA - United States

Including Game 68

Non-Scoring Dig	No.	Name	Aces	Faults	Serve	Total Attempts	Avg. by Set
	2	WILDMAN Brett Mcgehee	-	2	1	3	0.00
	12	LEESON Blake Gregory	-	-	6	6	0.00
	6	SIMMONS Michael Dean	-	9	9	18	0.00
	9	GIBB Chandler John	-	1	2	3	0.00
	4	RATTRAY Brandon Michael	-	3	1	4	0.00
	8	BARSEMIAN Raymond Sarkis	-	-	-	-	0.00
	5	DIXON Parker Olin	-	3	6	9	0.00
	10	MITCHEM Tyler Joseph	-	2	2	4	0.00
	3	ZOLG Garrett Christopher	-	3	8	11	0.00
	7	SIEGFRIED Ethan Michael	-	3	3	6	0.00
	1	JASPER Jaylen Mario	-	2	4	6	0.00
	11	PRESHO Kyler Jacob	-	-	-	-	0.00
Team Totals			-	28	42	70	0.00

Non-Scoring Set	No.	Name	Running Sets	Faults	Still Sets	Total Attempts	Avg. by Set
	3	ZOLG Garrett Christopher	45	6	60	111	2.14
	9	GIBB Chandler John	6	5	40	51	0.27
	2	WILDMAN Brett Mcgehee	-	-	-	-	0.00
	12	LEESON Blake Gregory	-	1	-	1	0.00
	6	SIMMONS Michael Dean	-	2	3	5	0.00
	4	RATTRAY Brandon Michael	-	-	-	-	0.00
	8	BARSEMIAN Raymond Sarkis	-	-	-	-	0.00
	5	DIXON Parker Olin	-	1	-	1	0.00
	10	MITCHEM Tyler Joseph	-	-	-	-	0.00
	7	SIEGFRIED Ethan Michael	-	-	-	-	0.00
	1	JASPER Jaylen Mario	-	1	-	1	0.00
	11	PRESHO Kyler Jacob	-	-	-	-	0.00
Team Totals			51	16	103	170	1.96

Non-Scoring Reception	No.	Name	Excellents	Faults	Serve Reception	Total Attempts	Succ. %
	4	RATTRAY Brandon Michael	2	-	-	2	100.00
	2	WILDMAN Brett Mcgehee	62	11	80	153	40.52
	5	DIXON Parker Olin	20	3	28	51	39.22
	6	SIMMONS Michael Dean	41	4	67	112	36.61
	7	SIEGFRIED Ethan Michael	26	5	42	73	35.62
	8	BARSEMIAN Raymond Sarkis	35	6	64	105	33.33
	10	MITCHEM Tyler Joseph	1	-	3	4	25.00
	1	JASPER Jaylen Mario	1	2	5	8	12.50
	12	LEESON Blake Gregory	-	-	1	1	0.00
	9	GIBB Chandler John	-	1	1	2	0.00
	3	ZOLG Garrett Christopher	-	-	1	1	0.00
	11	PRESHO Kyler Jacob	-	1	-	1	0.00
Team Totals			188	33	292	513	36.65


LEGEND

(S) Suspended from the tournament Avg. Average Eff. % Efficiency No. Shirt Number Succ. % Success %



Team Ranking by Skill


As of SAT 13 JUL 2019 at 22:58

Scoring Spike	Rk	Team	Spikes	Faults	Shots	Total Attempts	Eff. %
	1	RUS - Russia	286	73	157	516	41.28
	2	POL - Poland	291	77	197	565	37.88
	3	ITA - Italy	287	79	230	596	34.90
	4	CZE - Czech Republic	343	110	249	702	33.19
	5	ARG - Argentina	346	109	265	720	32.92
	6	TPE - Chinese Taipei	333	118	242	693	31.02
	7	JPN - Japan	295	105	236	636	29.87
	8	FRA - France	312	128	184	624	29.49
	9	UKR - Ukraine	342	130	267	739	28.69
	10	CAN - Canada	288	105	254	647	28.28
	11	BRA - Brazil	335	140	218	693	28.14
	12	POR - Portugal	309	119	262	690	27.54
	13	IRI - Islamic Rep. of Iran	238	97	178	513	27.49
	14	SUI - Switzerland	307	116	280	703	27.17
	15	KOR - Republic of Korea	315	141	223	679	25.63
	16	MEX - Mexico	242	109	172	523	25.43
	17	CHN - China	201	95	124	420	25.24
	18	CHI - Chile	286	125	278	689	23.37
	19	USA - United States	292	142	211	645	23.26
	20	HKG - Hong Kong	238	113	209	560	22.32
Tournament Totals			5886	2231	4436	12553	29.12



Team Ranking by Skill


As of SAT 13 JUL 2019 at 22:58

Scoring Block	Rk	Team	Kill Blocks	Faults	Rebounds	Total Attempts	Avg. by Set
	1	ITA - Italy	91	111	112	314	3.64
	2	RUS - Russia	70	76	92	238	2.80
	3	CAN - Canada	75	111	109	295	2.78
	4	SUI - Switzerland	69	127	105	301	2.76
	5	CHI - Chile	70	122	101	293	2.69
	6	CZE - Czech Republic	58	143	109	310	2.23
	7	FRA - France	57	100	106	263	2.19
	8	IRI - Islamic Rep. of Iran	48	89	85	222	2.18
	9	USA - United States	56	87	97	240	2.15
	10	MEX - Mexico	42	88	78	208	2.10
	11	POR - Portugal	52	125	111	288	2.08
	12	UKR - Ukraine	57	142	105	304	2.04
	13	POL - Poland	49	80	77	206	1.96
	14	CHN - China	37	68	58	163	1.85
	15	ARG - Argentina	49	126	97	272	1.75
	15	JPN - Japan	42	89	84	215	1.75
	17	BRA - Brazil	47	132	106	285	1.74
	18	TPE - Chinese Taipei	43	126	105	274	1.59
	19	HKG - Hong Kong	21	93	75	189	1.05
	20	KOR - Republic of Korea	27	113	70	210	1.04
Tournament Totals			1060	2148	1882	5090	0.21



Team Ranking by Skill


As of SAT 13 JUL 2019 at 22:58

Scoring Service	Rk	Team	Aces	Faults	Serve Hits	Total Attempts	Avg. by Set
	1	RUS - Russia	64	121	402	587	2.56
	2	POL - Poland	46	103	427	576	1.84
	3	POR - Portugal	37	82	457	576	1.48
	4	CZE - Czech Republic	35	106	472	613	1.35
	5	BRA - Brazil	36	98	454	588	1.33
	5	TPE - Chinese Taipei	36	96	471	603	1.33
	7	IRI - Islamic Rep. of Iran	29	57	357	443	1.32
	8	HKG - Hong Kong	26	59	320	405	1.30
	9	CAN - Canada	34	99	445	578	1.26
	10	ITA - Italy	29	102	446	577	1.16
	11	UKR - Ukraine	30	100	463	593	1.07
	12	FRA - France	27	106	443	576	1.04
	13	JPN - Japan	23	80	443	546	0.96
	14	SUI - Switzerland	23	103	451	577	0.92
	15	USA - United States	23	124	386	533	0.88
	16	ARG - Argentina	24	88	507	619	0.86
	17	CHN - China	15	57	335	407	0.75
	18	KOR - Republic of Korea	17	84	452	553	0.65
	19	MEX - Mexico	12	61	363	436	0.60
	20	CHI - Chile	12	67	478	557	0.46
Tournament Totals			578	1793	8572	10943	0.05



Team Ranking by Skill


As of SAT 13 JUL 2019 at 22:58

Non-Scoring Dig	Rk	Team	Aces	Faults	Serve	Total Attempts	Avg. by Set
	1	TPE - Chinese Taipei	38	70	140	248	1.41
	2	CZE - Czech Republic	32	61	138	231	1.23
	3	JPN - Japan	27	61	124	212	1.12
	4	CAN - Canada	28	45	72	145	1.04
	5	FRA - France	24	47	93	164	0.92
	6	SUI - Switzerland	19	37	83	139	0.76
	7	HKG - Hong Kong	15	51	87	153	0.75
	8	BRA - Brazil	20	36	55	111	0.74
	9	UKR - Ukraine	15	70	130	215	0.54
	10	POR - Portugal	12	49	99	160	0.48
	11	ARG - Argentina	12	62	104	178	0.43
	12	CHI - Chile	7	55	97	159	0.27
	13	IRI - Islamic Rep. of Iran	3	59	58	120	0.14
	14	POL - Poland	1	39	111	151	0.04
	15	CHN - China		51	43	94	0.00
	15	ITA - Italy		33	124	157	0.00
15	KOR - Republic of Korea		25	55	80	0.00	
15	MEX - Mexico		53	90	143	0.00	
15	RUS - Russia		36	91	127	0.00	
15	USA - United States		28	42	70	0.00	
Tournament Totals			253	968	1836	3057	0.08



Team Ranking by Skill


As of SAT 13 JUL 2019 at 22:58

Non-Scoring Set	Rk	Team	Running Sets	Faults	Still Sets	Total Attempts	Avg. by Set
	1	CZE - Czech Republic	242	9	192	443	9.31
	2	JPN - Japan	200	4	75	279	8.33
	3	HKG - Hong Kong	152	16	153	321	7.60
	4	TPE - Chinese Taipei	199	12	235	446	7.37
	5	CAN - Canada	192	10	130	332	7.11
	6	UKR - Ukraine	193	12	207	412	6.89
	7	POR - Portugal	153	10	170	333	6.12
	8	SUI - Switzerland	141	8	120	269	5.64
	9	BRA - Brazil	131	7	68	206	4.85
	10	FRA - France	123	8	53	184	4.73
	11	ARG - Argentina	93	6	128	227	3.32
	12	IRI - Islamic Rep. of Iran	67	10	147	224	3.05
	13	CHN - China	55	11	131	197	2.75
	14	CHI - Chile	59	12	149	220	2.27
	15	USA - United States	51	16	103	170	1.96
	16	MEX - Mexico	33	10	98	141	1.65
	17	RUS - Russia	40	6	62	108	1.60
	18	KOR - Republic of Korea	37	7	93	137	1.42
	19	POL - Poland	15	5	20	40	0.60
	20	ITA - Italy		6		6	0.00
Tournament Totals			2176	185	2334	4695	0.46



Team Ranking by Skill

As of SAT 13 JUL 2019 at 22:58

Non-Scoring Reception	Rk	Team	Excellents	Faults	Serve Reception	Total Attempts	Succ. %
	1	ITA - Italy	201	24	182	407	49.39
	2	SUI - Switzerland	222	18	229	469	47.33
	3	JPN - Japan	196	32	190	418	46.89
	4	POL - Poland	170	34	169	373	45.58
	5	ARG - Argentina	219	19	247	485	45.15
	6	KOR - Republic of Korea	212	32	238	482	43.98
	7	BRA - Brazil	214	28	246	488	43.85
	8	CAN - Canada	195	34	240	469	41.58
	9	FRA - France	188	27	241	456	41.23
	10	CZE - Czech Republic	194	28	251	473	41.01
	11	RUS - Russia	138	24	203	365	37.81
	12	USA - United States	188	33	292	513	36.65
	13	MEX - Mexico	134	18	228	380	35.26
	14	POR - Portugal	160	33	271	464	34.48
	15	HKG - Hong Kong	138	26	252	416	33.17
	16	TPE - Chinese Taipei	159	26	302	487	32.65
	17	UKR - Ukraine	162	27	331	520	31.15
	18	CHI - Chile	156	36	317	509	30.65
	19	IRI - Islamic Rep. of Iran	123	31	264	418	29.43
	20	CHN - China	104	48	234	386	26.94
Tournament Totals			3473	578	4927	8978	38.68

LEGEND

Avg. Average Eff. % Efficiency Rk Rank Succ. % Success %



Medallists

As of SAT 13 JUL 2019 at 23:01

Gold	Silver	Bronze
ITA - Italy	POL - Poland	RUS - Russia
1 RICCI Fabio	1 NOWAKOWSKI Jan	1 PANKOV Pavel
2 PINALI Giulio	3 KEDZIERSKI Michal	2 KLETS Kirill
3 MILAN Sebastiano	4 KOZUB Lukasz	3 SURMACHEVSKIY Andrey
4 RAFFAELLI Giacomo	6 LIPINSKI Bartłomiej	4 KONONOV Aleksei
5 POLO Alberto	7 LEMANSKI Bartłomiej	7 URSOV Kirill
6 ROMANO' Yuri	8 GRUSZCZYNSKI Jędrzej	8 PAKSHIN Roman
8 ZONCA Paolo	9 NIEMIEC Patryk	9 BOGDAN Denis
9 PIEROTTI Marco	10 FILIPIAK Bartosz	10 YAKOVLEV Dmitry
10 SALSÌ Nicola	11 SEMENIUK Kamil	11 POROSHIN Roman
11 PICCINELLI Alessandro	13 MASLOWSKI Mateusz	13 BELOGORTSEV Maksim
12 GALASSI Gianluca	15 HALABA Pawel	16 MELNIKOV Aleksandr
13 ZOPPELLARI Francesco	18 DOMAGALA Damian	19 KRIVITCHENKO Semen



Results Table - Preliminary Round

P4
As of TUE 9 JUL 2019 at 21:51

Group A				Points per Set					Total Points	Match Duration	Spectators
Match	Date	Teams	Sets	1	2	3	4	5			
2	FRI 5 JUL 2019	CHI vs CZE	0 - 3	13 - 25	15 - 25	28 - 30			56 - 80	1h31	
3	FRI 5 JUL 2019	TPE vs UKR	3 - 2	25 - 22	15 - 25	22 - 25	25 - 17	15 - 13	102 - 102	2h13	
10	SAT 6 JUL 2019	CZE vs TPE	3 - 1	25 - 23	25 - 18	24 - 26	25 - 21		99 - 88	2h10	
11	SAT 6 JUL 2019	HKG vs CHI	0 - 3	22 - 25	32 - 34	18 - 25			72 - 84	1h38	
18	SUN 7 JUL 2019	TPE vs HKG	3 - 0	25 - 13	25 - 18	25 - 17			75 - 48	1h19	
20	SUN 7 JUL 2019	UKR vs CZE	1 - 3	28 - 26	13 - 25	21 - 25	22 - 25		84 - 101	2h3	
25	MON 8 JUL 2019	CHI vs TPE	1 - 3	25 - 22	18 - 25	14 - 25	9 - 25		66 - 97	1h43	
27	MON 8 JUL 2019	HKG vs UKR	0 - 3	21 - 25	16 - 25	21 - 25			58 - 75	1h25	
34	TUE 9 JUL 2019	UKR vs CHI	3 - 2	21 - 25	25 - 22	25 - 23	20 - 25	15 - 11	106 - 106	2h22	
36	TUE 9 JUL 2019	CZE vs HKG	3 - 1	22 - 25	25 - 19	25 - 18	25 - 10		97 - 72	1h50	

Group B				Points per Set					Total Points	Match Duration	Spectators
Match	Date	Teams	Sets	1	2	3	4	5			
6	FRI 5 JUL 2019	USA vs KOR	3 - 2	25 - 21	25 - 20	18 - 25	21 - 25	15 - 13	104 - 104	2h15	
8	FRI 5 JUL 2019	RUS vs POR	3 - 1	24 - 26	25 - 15	25 - 20	25 - 17		99 - 78	1h55	
14	SAT 6 JUL 2019	KOR vs RUS	0 - 3	17 - 25	22 - 25	18 - 25			57 - 75	1h22	
16	SAT 6 JUL 2019	CHN vs USA	2 - 3	25 - 19	22 - 25	22 - 25	25 - 23	13 - 15	107 - 107	2h16	
21	SUN 7 JUL 2019	POR vs KOR	3 - 1	25 - 21	25 - 20	27 - 29	25 - 8		102 - 78	1h58	
24	SUN 7 JUL 2019	RUS vs CHN	3 - 0	25 - 20	25 - 15	25 - 15			75 - 50	1h16	
29	MON 8 JUL 2019	USA vs RUS	0 - 3	13 - 25	15 - 25	19 - 25			47 - 75	1h21	
30	MON 8 JUL 2019	CHN vs POR	0 - 3	22 - 25	18 - 25	18 - 25			58 - 75	1h18	
33	TUE 9 JUL 2019	KOR vs CHN	3 - 0	25 - 23	25 - 19	31 - 29			81 - 71	1h30	
35	TUE 9 JUL 2019	POR vs USA	3 - 0	25 - 19	33 - 31	25 - 21			83 - 71	1h39	

Group C				Points per Set					Total Points	Match Duration	Spectators
Match	Date	Teams	Sets	1	2	3	4	5			
5	FRI 5 JUL 2019	BRA vs POL	0 - 3	22 - 25	11 - 25	23 - 25			56 - 75	1h31	
7	FRI 5 JUL 2019	FRA vs IRI	3 - 2	25 - 12	25 - 19	19 - 25	25 - 27	15 - 8	109 - 91	2h31	
12	SAT 6 JUL 2019	POL vs FRA	3 - 0	25 - 14	25 - 22	25 - 19			75 - 55	1h25	
13	SAT 6 JUL 2019	CAN vs BRA	1 - 3	13 - 25	25 - 18	21 - 25	18 - 25		77 - 93	1h46	
17	SUN 7 JUL 2019	IRI vs POL	0 - 3	19 - 25	21 - 25	21 - 25			61 - 75	1h33	
19	SUN 7 JUL 2019	FRA vs CAN	3 - 1	25 - 18	25 - 27	25 - 17	25 - 20		100 - 82	1h47	
26	MON 8 JUL 2019	BRA vs FRA	1 - 3	21 - 25	18 - 25	25 - 21	22 - 25		86 - 96	1h54	
28	MON 8 JUL 2019	CAN vs IRI	3 - 2	20 - 25	25 - 18	23 - 25	25 - 17	15 - 10	108 - 95	2h19	
38	TUE 9 JUL 2019	POL vs CAN	3 - 0	25 - 20	25 - 16	25 - 18			75 - 54	1h16	
40	TUE 9 JUL 2019	IRI vs BRA	0 - 3	18 - 25	21 - 25	18 - 25			57 - 75	1h23	

Group D				Points per Set					Total Points	Match Duration	Spectators
Match	Date	Teams	Sets	1	2	3	4	5			
1	FRI 5 JUL 2019	MEX vs ARG	0 - 3	20 - 25	16 - 25	19 - 25			55 - 75	1h25	
4	FRI 5 JUL 2019	SUI vs ITA	0 - 3	17 - 25	23 - 25	15 - 25			55 - 75	1h20	
9	SAT 6 JUL 2019	JPN vs MEX	3 - 0	25 - 15	25 - 21	25 - 20			75 - 56	1h26	
15	SAT 6 JUL 2019	ARG vs SUI	3 - 1	25 - 20	22 - 25	25 - 18	25 - 20		97 - 83	1h52	
22	SUN 7 JUL 2019	ITA vs ARG	3 - 2	23 - 25	20 - 25	25 - 15	25 - 23	15 - 12	108 - 100	2h16	
23	SUN 7 JUL 2019	SUI vs JPN	1 - 3	25 - 23	21 - 25	16 - 25	21 - 25		83 - 98	1h51	
31	MON 8 JUL 2019	JPN vs ITA	0 - 3	22 - 25	19 - 25	19 - 25			60 - 75	1h28	
32	MON 8 JUL 2019	MEX vs SUI	1 - 3	20 - 25	32 - 34	26 - 24	17 - 25		95 - 108	2h4	
37	TUE 9 JUL 2019	ARG vs JPN	0 - 3	20 - 25	23 - 25	18 - 25			61 - 75	1h24	
39	TUE 9 JUL 2019	ITA vs MEX	3 - 0	25 - 20	25 - 16	25 - 19			75 - 55	1h18	

Statistics of	Average match duration	Average spectators	Total spectators
Preliminary	1h43		



Results Table - Preliminary Round

P4

As of TUE 9 JUL 2019 at 21:51

Group A																	
Rank	Team	Matches			Ranking Points	Results Details						Sets			Points		
		Played	Won	Lost		3-0	3-1	3-2	2-3	1-3	0-3	Won	Lost	Ratio	Won	Lost	Ratio
1	CZE	4	4	0	12	1	3					12	3	4.000	377	300	1.257
2	TPE	4	3	1	8	1	1	1		1		10	6	1.667	362	315	1.149
3	UKR	4	2	2	6	1		1	1	1		9	8	1.125	367	367	1.000
4	CHI	4	1	3	4	1			1	1	1	6	9	0.667	312	355	0.879
5	HKG	4	0	4	0					1	3	1	12	0.083	250	331	0.755

Group B																	
Rank	Team	Matches			Ranking Points	Results Details						Sets			Points		
		Played	Won	Lost		3-0	3-1	3-2	2-3	1-3	0-3	Won	Lost	Ratio	Won	Lost	Ratio
1	RUS	4	4	0	12	3	1					12	1	12.000	324	232	1.397
2	POR	4	3	1	9	2	1			1		10	4	2.500	338	306	1.105
3	USA	4	2	2	4			2			2	6	10	0.600	329	369	0.892
4	KOR	4	1	3	4	1			1	1	1	6	9	0.667	320	352	0.909
5	CHN	4	0	4	1				1		3	2	12	0.167	286	338	0.846

Group C																	
Rank	Team	Matches			Ranking Points	Results Details						Sets			Points		
		Played	Won	Lost		3-0	3-1	3-2	2-3	1-3	0-3	Won	Lost	Ratio	Won	Lost	Ratio
1	POL	4	4	0	12	4						12	0	MAX	300	226	1.327
2	FRA	4	3	1	8		2	1			1	9	7	1.286	360	334	1.078
3	BRA	4	2	2	6	1	1			1	1	7	7	1.000	310	305	1.016
4	CAN	4	1	3	2			1		2	1	5	11	0.455	321	363	0.884
5	IRI	4	0	4	2				2		2	4	12	0.333	304	367	0.828

Group D																	
Rank	Team	Matches			Ranking Points	Results Details						Sets			Points		
		Played	Won	Lost		3-0	3-1	3-2	2-3	1-3	0-3	Won	Lost	Ratio	Won	Lost	Ratio
1	ITA	4	4	0	11	3		1				12	2	6.000	333	270	1.233
2	JPN	4	3	1	9	2	1				1	9	4	2.250	308	275	1.120
3	ARG	4	2	2	7	1	1		1		1	8	7	1.143	333	321	1.037
4	SUI	4	1	3	3		1			2	1	5	10	0.500	329	365	0.901
5	MEX	4	0	4	0					1	3	1	12	0.083	261	333	0.784

LEGEND

MAX Ratio with no points or sets lost

Ratio Ratio of points or sets won/lost



FRI 5 JUL 2019

Start List

Start Time 12:00

CHI vs CZE

P1

First Refere COUTINHO (BRA)

Second Refere WANG JUN (CHN)

CHI - Chile

Shirt colour Blue

No.	Name	Shirt Name	Pos.	Han.	Height	Weight	Highest Reac		Date of Birth	Tournament Totals				
							Spike cm	Block cm		Spik	Bloc	Serv	Total	%
1	SHILLING Jan	SHILLING	MB		1.90	83	290	303	3 AUG 1994					
4	CASTILLO Leonardo		S		1.77	66	280	290	26 JAN 1995					
5	SOTO Sebastian		L		1.78	100	280	287	9 NOV 1998					
7	BAEZA Cristopher (C)		WS		1.97	87	288	304	21 DEC 1999					
9	ARDILES Nicolas		WS		1.88	86	289	301	19 OCT 2000					
11	RUIZ Benjamin		OS		1.86	86	295	303	14 JUL 1997					
12	LEON Joaquin		S		1.91	93	290	297	23 OCT 1999					
13	DROGUETT Vicente		WS		1.90	90	290	301	23 JUN 2000					
14	JERIA Rodrigo		WS		1.93	93	290	300	25 APR 1996					
16	ZENTENO Julian		MB		1.93	80	291	302	12 JUL 1999					
18	BORELLI Gianluca		OS		1.91	80	290	301	25 JUN 1996					
20	FUENTES Bastian	FUENTES	MB		1.94	96	291	305	17 APR 1998					

Coac HERNANDEZ Cristian

Assista ORELLANA Julio / SERRANO Claudio

CZE - Czech Republic

Shirt colour White

No.	Name	Shirt Name	Pos.	Han.	Height	Weight	Highest Reac		Date of Birth	Tournament Totals				
							Spike cm	Block cm		Spik	Bloc	Serv	Total	%
2	TIBITANZL Martin		MB		1.99	93	0	0	30 MAY 1999					
4	HLADIK Martin		OS		1.96	100	0	0	29 SEP 1996					
5	MOTYCKA Jakub		WS		1.92	82	0	0	26 MAY 1999					
6	KUPILIK Filip		S		1.88	82	0	0	10 NOV 1999					
7	SULC Marek		WS		1.90	85	0	0	15 FEB 1998					
8	KRAFFER Jiri		WS		1.92	88	0	0	6 JUN 1996					
9	BARTOS Pavel (C)		S		1.91	84	0	0	20 APR 1994					
10	JAKUBEC Vit		MB		2.02	80	0	0	28 FEB 1996					
11	JANKU David		WS		1.93	92	0	0	16 JUN 1995					
12	MIKULENKA Vladimir		MB		1.98	93	0	0	30 OCT 1999					
13	INDRA Patrik		OS		2.00	90	0	0	8 DEC 1997					
16	KOVARIK Michael		L		1.90	80	0	0	19 NOV 1999					

Coac VASINA Lubomir

Assista MELICHAREK Zdenek

LEGEND

% Percentage of total team s (C) Team Captain

BH Both Handed

Han Handedness

L Libero

LH Left Handed

MB Middle blocker

No. Shirt Number

OS Opposite hitter

Pos Playing Position

PR Preliminary

RH Right Handed

S Setter

WS Outside hitter



FRI 14 DEC 2012
Start Time 12:38 - End Time 14:09
Match Duration 1h31

Results
P2

CHI vs CZE
0 3

Team	Sets	1	2	3	Total
CHI	0	13	15	28	56
CZE	3	25	25	30	80
	Playing Time	21min	26min	35min	1h23

First Refere COUTINHO (BRA)

Second Refere WANG JUN (CHN)

CHI - Chile								
No.	Name	Pos	1	2	3	4	5	Pts
1	SHILLING Jan	MB	4	3	4			8
4	CASTILLO Leonardo	S		18	12			
5	SOTO Sebastian	L	L	L	L			
7	BAEZA Cristopher (C)	WS	3	2	3			9
9	ARDILES Nicolas	WS	13	5	6			3
11	RUIZ Benjamin	OS	5	12				
12	LEON Joaquin	S	2	1	2			2
13	DROGUETT Vicente	WS	6					
14	JERIA Rodrigo	WS						
16	ZENTENO Julian	MB	1	6				4
18	BORELLI Gianluca	OS	11	4	5			7
20	FUENTES Bastian	MB			1			7

CZE - Czech Republic								
No.	Name	Pos	1	2	3	4	5	Pts
2	TIBITANZL Martin	MB	3	3	3			5
4	HLADIK Martin	OS	4	4	4			24
5	MOTYCKA Jakub	WS						
6	KUPILIK Filip	S	4		4			
7	SULC Marek	WS	5	5	5			8
8	KRAFFER Jiri	WS		7	7			3
9	BARTOS Pavel (C)	S	1	1	1			2
10	JAKUBEC Vit	MB						
11	JANKU David	WS	2	2	2			9
12	MIKULENKA Vladimir	MB	6	6	6			9
13	INDRA Patrik	OS	9		9			2
16	KOVARIK Michael	L	L	L	L			

Coach HERNANDEZ Cristian
Assistant Coach ORELLANA Julio / SERRANO Claudio

Coach VASINA Lubomir
Assistant Coach MELICHAREK Zdenek

TEAM AND PLAYER PERFORMANCES

Won	Total Atts	No. Name	Scoring Skills	Won	Total Atts	No. Name
31	96	Total Team	Spike	45	95	Total Team
9	26	7 BAEZA Cristopher		22	40	4 HLADIK Martin
7	22	18 BORELLI Gianluca		8	21	11 JANKU David
5	7	20 FUENTES Bastian		6	8	7 SULC Marek
9	49	Total Team	Block	13	47	Total Team
4	19	1 SHILLING Jan		4	12	12 MIKULENKA Vladimir
2	7	12 LEON Joaquin		3	21	2 TIBITANZL Martin
2	5	20 FUENTES Bastian		2	5	4 HLADIK Martin
0	57	Total Team	Serve	4	79	Total Team
				2	22	2 TIBITANZL Martin
				1	15	11 JANKU David
				1	8	12 MIKULENKA Vladimir
34		Total Team	Opp. Error	46		Total Team
74	202	Total Team	Total	108	221	Total Team
9	41	7 BAEZA Cristopher	Best Scorer	24	55	4 HLADIK Martin

LEGEND

(C) Team Captain
nn Substitute where nn = shirt number of outgoing player
MB Middle blocker
OS Opposite hitter
S Setter
n Starting line-up where n= starting position on court
Atts Attempts
No. Shirt Number
Pos Playing Position
WS Outside hitter
L Substitute Libero
L Libero
Opp Opponent
Pts Points scored



FRI 14 DEC 2012

Start Time 12:38 - End Time 14:09

Match Duration: 1h31

Match Statistics

P3

CHI vs CZE


0 3


Team	Sets	1	2	3	Total
CHI	0	13	15	28	56
CZE	3	25	25	30	80
	Playing Time	21min	26min	35min	1h23


First Refere COUTINHO (BRA)

Second Refere WANG JUN (CHN)

CHI - Chile

Scoring Spike	Rk	No.	Name	Spikes	Faults	Shots	Total Attempts	Eff %	
	1	20	FUENTES Bastian	5	1	1	7	57.14	
	2	16	ZENTENO Julian	3	1	2	6	33.33	
	3	1	SHILLING Jan	4	1	7	12	25.00	
	4	7	BAEZA Christopher	9	4	13	26	19.23	
		18	BORELLI Gianluca	7	7	8	22		
		9	ARDILES Nicolas	3	1	11	15		
		11	RUIZ Benjamin	-	2	4	6		
		12	LEON Joaquin	-	1	-	1		
		13	DROGUETT Vicente	-	-	1	1		
		4	CASTILLO Leonardo	-	-	-	-		
		5	SOTO Sebastian	-	-	-	-		
		14	JERIA Rodrigo	-	-	-	-		
	Limit								
	15.00%	Team Totals			31	18	47	96	

Scoring Block	Rk	No.	Name	Kill Blocks	Faults	Rebounds	Total Attempts	Avg. by Set	
	1	20	FUENTES Bastian	2	1	2	5	2.00	
	2	1	SHILLING Jan	4	5	10	19	1.33	
	3	12	LEON Joaquin	2	4	1	7	0.67	
	4	16	ZENTENO Julian	1	1	2	4	0.50	
		18	BORELLI Gianluca	-	4	2	6		
		7	BAEZA Christopher	-	2	3	5		
		9	ARDILES Nicolas	-	1	1	2		
		11	RUIZ Benjamin	-	1	-	1		
		4	CASTILLO Leonardo	-	-	-	-		
		5	SOTO Sebastian	-	-	-	-		
		13	DROGUETT Vicente	-	-	-	-		
		14	JERIA Rodrigo	-	-	-	-		
		Team Totals			9	19	21	49	3.00

Scoring Service	Rk	No.	Name	Aces	Faults	Serve Hits	Total Attempts	Avg. by Set	
		12	LEON Joaquin	-	-	14	14		
		7	BAEZA Christopher	-	1	9	10		
		1	SHILLING Jan	-	-	9	9		
		9	ARDILES Nicolas	-	2	4	6		
		18	BORELLI Gianluca	-	2	4	6		
		4	CASTILLO Leonardo	-	-	4	4		
		20	FUENTES Bastian	-	1	3	4		
		16	ZENTENO Julian	-	-	3	3		
		11	RUIZ Benjamin	-	1	-	1		
		5	SOTO Sebastian	-	-	-	-		
		13	DROGUETT Vicente	-	-	-	-		
		14	JERIA Rodrigo	-	-	-	-		
		Team Totals			-	7	50	57	

Team	Opponent Errors & Team Faults	34	-		
------	-------------------------------	----	---	--	--



FRI 14 DEC 2012


Start Time 12:38 - End Time 14:09


Match Duration: 1h31


Match Statistics

P3

CHI - Chile

Non-Scoring Dig	Rk	No.	Name	Digs	Faults	Receptions	Total Attempts	Avg. by Set
		5	SOTO Sebastian	-	3	1	4	
		12	LEON Joaquin	-	2	2	4	
		7	BAEZA Christopher	-	2	1	3	
		9	ARDILES Nicolas	-	-	3	3	
		18	BORELLI Gianluca	-	1	2	3	
		4	CASTILLO Leonardo	-	1	-	1	
		1	SHILLING Jan	-	-	-	-	
		11	RUIZ Benjamin	-	-	-	-	
		13	DROGUETT Vicente	-	-	-	-	
		14	JERIA Rodrigo	-	-	-	-	
		16	ZENTENO Julian	-	-	-	-	
		20	FUENTES Bastian	-	-	-	-	
	Team Totals				-	9	9	18

Non-Scoring Set	Rk	No.	Name	Running Sets	Faults	Still Sets	Total Attempts	Avg. by Set
		12	LEON Joaquin	-	1	25	26	
		4	CASTILLO Leonardo	-	1	6	7	
		7	BAEZA Christopher	-	-	1	1	
		9	ARDILES Nicolas	-	-	1	1	
		1	SHILLING Jan	-	-	-	-	
		5	SOTO Sebastian	-	-	-	-	
		11	RUIZ Benjamin	-	-	-	-	
		13	DROGUETT Vicente	-	-	-	-	
		14	JERIA Rodrigo	-	-	-	-	
		16	ZENTENO Julian	-	-	-	-	
		18	BORELLI Gianluca	-	-	-	-	
		20	FUENTES Bastian	-	-	-	-	
	Team Totals				-	2	33	35

Non-Scoring Reception	Rk	No.	Name	Excellent	Faults	Serve Receptions	Total Attempts	Succ. %
	1	9	ARDILES Nicolas	9	1	15	25	36.00
		5	SOTO Sebastian	3	3	21	27	
		7	BAEZA Christopher	1	-	10	11	
		13	DROGUETT Vicente	1	-	6	7	
		1	SHILLING Jan	-	-	-	-	
		4	CASTILLO Leonardo	-	-	-	-	
		11	RUIZ Benjamin	-	-	-	-	
		12	LEON Joaquin	-	-	-	-	
		14	JERIA Rodrigo	-	-	-	-	
		16	ZENTENO Julian	-	-	-	-	
		18	BORELLI Gianluca	-	-	-	-	
		20	FUENTES Bastian	-	-	-	-	
	Limit							
25.00%	Team Totals			14	4	52	70	20.00



FRI 14 DEC 2012


Start Time 12:38 - End Time 14:09


Match Duration: 1h31


Match Statistics

P3

CZE - Czech Republic

Scoring Spike	Rk	No.	Name	Spikes	Faults	Shots	Total Attempts	Eff %
	1	12	MIKULENKA Vladimir	4	-	2	6	66.67
	2	7	SULC Marek	6	1	1	8	62.50
	3	4	HLADIK Martin	22	3	15	40	47.50
	4	13	INDRA Patrik	2	1	1	4	25.00
	5	11	JANKU David	8	5	8	21	14.29
		8	KRAFFER Jiri	3	2	4	9	
		2	TIBITANZL Martin	-	2	4	6	
		16	KOVARIK Michael	-	-	1	1	
		5	MOTYCKA Jakub	-	-	-	-	
		6	KUPILIK Filip	-	-	-	-	
	9	BARTOS Pavel	-	-	-	-		
	10	JAKUBEC Vit	-	-	-	-		
Limit								
15.00%	Team Totals			45	14	36	95	32.63

Scoring Block	Rk	No.	Name	Kill Blocks	Faults	Rebounds	Total Attempts	Avg. by Set
	1	12	MIKULENKA Vladimir	4	2	6	12	1.33
	2	2	TIBITANZL Martin	3	6	12	21	1.00
	3	4	HLADIK Martin	2	2	1	5	0.67
	3	7	SULC Marek	2	1	1	4	0.67
	3	9	BARTOS Pavel	2	-	1	3	0.67
		8	KRAFFER Jiri	-	-	1	1	
		11	JANKU David	-	1	-	1	
		5	MOTYCKA Jakub	-	-	-	-	
		6	KUPILIK Filip	-	-	-	-	
		10	JAKUBEC Vit	-	-	-	-	
	13	INDRA Patrik	-	-	-	-		
	16	KOVARIK Michael	-	-	-	-		
Team Totals				13	12	22	47	4.33

Scoring Service	Rk	No.	Name	Aces	Faults	Serve Hits	Total Attempts	Avg. by Set
	1	2	TIBITANZL Martin	2	2	18	22	0.67
	2	11	JANKU David	1	2	12	15	0.33
	2	12	MIKULENKA Vladimir	1	1	6	8	0.33
		4	HLADIK Martin	-	1	9	10	
		9	BARTOS Pavel	-	-	8	8	
		6	KUPILIK Filip	-	-	5	5	
		7	SULC Marek	-	1	4	5	
		8	KRAFFER Jiri	-	-	5	5	
		13	INDRA Patrik	-	1	-	1	
		5	MOTYCKA Jakub	-	-	-	-	
	10	JAKUBEC Vit	-	-	-	-		
	16	KOVARIK Michael	-	-	-	-		
Team Totals				4	8	67	79	1.33

Team	Opponent Errors & Team Faults	46	-		
-------------	--	-----------	----------	--	--



FRI 14 DEC 2012


Start Time 12:38 - End Time 14:09


Match Duration: 1h31


Match Statistics

P3

CZE - Czech Republic

Non-Scoring Dig	Rk	No.	Name	Digs	Faults	Receptions	Total Attempts	Avg. by Set
		16	KOVARIK Michael	-	-	11	11	
		9	BARTOS Pavel	-	1	4	5	
		11	JANKU David	-	2	3	5	
		4	HLADIK Martin	-	1	2	3	
		7	SULC Marek	-	2	1	3	
		2	TIBITANZL Martin	-	1	1	2	
		8	KRAFFER Jiri	-	-	1	1	
		5	MOTYCKA Jakub	-	-	-	-	
		6	KUPILIK Filip	-	-	-	-	
		10	JAKUBEC Vit	-	-	-	-	
		12	MIKULENKA Vladimir	-	-	-	-	
		13	INDRA Patrik	-	-	-	-	
	Team Totals				-	7	23	30

Non-Scoring Set	Rk	No.	Name	Running Sets	Faults	Still Sets	Total Attempts	Avg. by Set
		9	BARTOS Pavel	-	2	25	27	
		6	KUPILIK Filip	-	-	4	4	
		4	HLADIK Martin	-	-	1	1	
		11	JANKU David	-	-	1	1	
		2	TIBITANZL Martin	-	-	-	-	
		5	MOTYCKA Jakub	-	-	-	-	
		7	SULC Marek	-	-	-	-	
		8	KRAFFER Jiri	-	-	-	-	
		10	JAKUBEC Vit	-	-	-	-	
		12	MIKULENKA Vladimir	-	-	-	-	
		13	INDRA Patrik	-	-	-	-	
		16	KOVARIK Michael	-	-	-	-	
	Team Totals				-	2	31	33

Non-Scoring Reception	Rk	No.	Name	Excellents	Faults	Serve Receptions	Total Attempts	Succ. %
	1	8	KRAFFER Jiri	2	-	1	3	66.67
	2	11	JANKU David	9	-	14	23	39.13
	3	7	SULC Marek	3	-	13	16	18.75
		16	KOVARIK Michael	-	-	5	5	
		12	MIKULENKA Vladimir	-	-	1	1	
		2	TIBITANZL Martin	-	-	-	-	
		4	HLADIK Martin	-	-	-	-	
		5	MOTYCKA Jakub	-	-	-	-	
		6	KUPILIK Filip	-	-	-	-	
		9	BARTOS Pavel	-	-	-	-	
		10	JAKUBEC Vit	-	-	-	-	
		13	INDRA Patrik	-	-	-	-	
	Limit	25.00%						
Team Totals				14	-	34	48	29.17

LEGEND

Avg. Average

Eff. Efficiency

No. Shirt Number

Rk Rank

Suc Success %



FRI 5 JUL 2019

Start List

Start Time 14:30

TPE vs UKR

P1

TPE - Chinese Taipei

No.	Name	Shirt Name	Pos.	Han.	Height	Weight	Highest Reac		Date of Birth	Tournament Totals				
							Spike cm	Block cm		Spik	Bloc	Serv	Total	%
2	JHANG Yun-Liang		L		1.66	76	0	0	28 AUG 1999					
3	LIU Chia-Chang		S		1.83	67	0	0	2 OCT 1999					
4	CHEN Cheng-Chi		MB		1.92	85	0	0	29 JAN 1999					
6	CHANG Ching-Hsiang		WS		1.88	80	0	0	12 DEC 1999					
7	SHIH Hsiu-Chih		S		1.85	79	0	0	24 JUL 1995					
8	CHEN Chien-Ting		MB		1.93	90	0	0	23 MAR 1999					
9	KAO Wei-Cheng		OS		1.80	70	0	0	29 OCT 1999					
10	SU Hou-Chen		WS		1.81	84	0	0	14 SEP 1995					
11	WU Tsung-Hsuan (C)		OS		1.87	84	0	0	9 JUL 1994					
12	SUNG Po-Ting		WS		1.86	84	0	0	2 SEP 1998					
19	LIN Yu-Cheng		MB		1.95	85	0	0	7 NOV 1999					
Coac		MORO Branislav		Assista		VULICEVIC Dejan / LIU Kuo Tai								

UKR - Ukraine

No.	Name	Shirt Name	Pos.	Han.	Height	Weight	Highest Reac		Date of Birth	Tournament Totals				
							Spike cm	Block cm		Spik	Bloc	Serv	Total	%
1	HOLOVEN Oleksii (C)		S		1.98	88	310	290	12 JAN 1999					
2	KLOCHKO Kyrylo		WS		1.90	80	320	345	9 DEC 1996					
3	MAZENKO Bohdan		MB		1.98	86	310	295	18 MAY 1999					
4	OSTAPENKO Volodymyr		MB		1.90	80	320	345	30 JUL 1998					
5	KISILIUK Yevhenii		WS		1.97	92	320	300	27 JAN 1995					
6	ZHUKOV Borys		WS		1.98	88	317	300	6 AUG 1996					
7	KRYVOBOK Ivan		OS		1.95	100	340	320	27 MAY 1999					
8	KHOMYN Mykola		S		1.97	93	320	300	8 MAR 1995					
9	ONIPKO Bohdan		OS		1.90	80	320	345	14 DEC 1999					
10	SOTNYK Nik		OS		1.92	89	310	290	10 JUN 1996					
11	KRAIEVSKYI Viktor		L		1.89	85	320	300	12 JAN 1994					
12	KLEPKO Heorhii		MB		2.00	91	325	305	12 FEB 1997					
Coac		KOPYLOV Valerii		Assista		SLYNCHUK Ivan								

LEGEND

%	Percentage of total team s	(C)	Team Captain	BH	Both Handed	Han	Handedness	L	Libero
LH	Left Handed	MB	Middle blocker	No.	Shirt Number	OS	Opposite hitter	Pos	Playing Position
PR	Preliminary	RH	Right Handed	S	Setter	WS	Outside hitter		



FRI 5 JUL 2019
Start Time 14:28 - End Time 16:41
Match Duration 2h13

Results
P2

TPE vs UKR
3 2

Team	Sets	1	2	3	4	5	Total
TPE	3	25	15	22	25	15	102
UKR	2	22	25	25	17	13	102
	Playing Time	27min	22min	25min	23min	17min	1h57

First Refere DZIEWIRZ (CAN)

Second Refere NAVA (MEX)

TPE - Chinese Taipei

No.	Name	Pos	1	2	3	4	5	Pts
2	JHANG Yun-Liang	L	L	L	L	L	L	
3	LIU Chia-Chang	S		11				
4	CHEN Cheng-Chi	MB	3	4	2	4	4	8
6	CHANG Ching-Hsiang	WS	8	7			8	
7	SHIH Hsiu-Chih	S	1	2	6	2	2	3
8	CHEN Chien-Ting	MB	6	1		1	1	1
9	KAO Wei-Cheng	OS	2	3	1	3	3	15
10	SU Hou-Chen	WS						
11	WU Tsung-Hsuan (C)	OS	4	5	3	5	5	23
12	SUNG Po-Ting	WS	5	6	4	6	6	15
19	LIN Yu-Cheng	MB		8	5			1

UKR - Ukraine

No.	Name	Pos	1	2	3	4	5	Pts
1	HOLOVEN Oleksii (C)	S	2	1	2	1	2	2
2	KLOCHKO Kyrylo	WS	6	5	6	5	6	13
3	MAZENKO Bohdan	MB				12		
4	OSTAPENKO Volodymyr	MB	1	6	1	6	1	9
5	KISILIUК Yevhenii	WS	3	2	3	2	3	22
6	ZHUKOV Borys	WS	6					1
7	KRYVOBOK Ivan	OS				2		
8	KHOMYN Mykola	S		5	1			
9	ONIPKO Bohdan	OS						
10	SOTNYK Nik	OS	5	4	5	4	5	15
11	KRAIEVSKYI Viktor	L	L	L	L	L	L	
12	KLEPKO Heorhii	MB	4	3	4	3	4	8

Coach MORO Branislav
Assistant Coach VULICEVIC Dejan / LIU Kuo Tai

Coach KOPYLOV Valerii
Assistant Coach SLYNCHUK Ivan

TEAM AND PLAYER PERFORMANCES

Won	Total Atts	No. Name	Scoring Skills	Won	Total Atts	No. Name
54	117	Total Team	Spike	60	124	Total Team
21	43	11 WU Tsung-Hsuan		20	40	5 KISILIUК Yevhenii
15	30	9 KAO Wei-Cheng		14	38	10 SOTNYK Nik
11	25	12 SUNG Po-Ting		12	23	2 KLOCHKO Kyrylo
6	52	Total Team	Block	7	44	Total Team
2	8	11 WU Tsung-Hsuan		2	8	4 OSTAPENKO Volodymyr
2	12	12 SUNG Po-Ting		2	14	12 KLEPKO Heorhii
2	18	4 CHEN Cheng-Chi		1	9	2 KLOCHKO Kyrylo
6	102	Total Team	Serve	3	102	Total Team
3	23	7 SHIH Hsiu-Chih		2	23	1 HOLOVEN Oleksii
2	14	12 SUNG Po-Ting		1	18	5 KISILIUК Yevhenii
1	5	19 LIN Yu-Cheng				
70		Total Team	Opp. Error	68		Total Team
136	271	Total Team	Total	138	270	Total Team
23	68	11 WU Tsung-Hsuan	Best Scorer	22	61	5 KISILIUК Yevhenii

LEGEND

(C) Team Captain
nn Substitute where nn = shirt number of outgoing player
MB Middle blocker
OS Opposite hitter
S Setter
n Starting line-up where n= starting position on court
Atts Attempts
No. Shirt Number
Pos Playing Position
WS Outside hitter
L Substitute Libero
L Libero
Opp Opponent
Pts Points scored



FRI 5 JUL 2019

Start Time 14:28 - End Time 16:41

Match Duration: 2h13

Match Statistics

P3


TPE vs UKR
3 2


Team	Sets	1	2	3	4	5	Total
TPE	3	25	15	22	25	15	102
UKR	2	22	25	25	17	13	102
	Playing Time	27min	22min	25min	23min	17min	1h57


First Refere DZIEWIRZ (CAN)

Second Refere NAVA (MEX)

TPE - Chinese Taipei

Scoring Spike	Rk	No.	Name	Spikes	Faults	Shots	Total Attempts	Eff %
	1	4	CHEN Cheng-Chi	6	-	4	10	60.00
	2	11	WU Tsung-Hsuan	21	6	16	43	34.88
	3	9	KAO Wei-Cheng	15	5	10	30	33.33
	4	12	SUNG Po-Ting	11	4	10	25	28.00
		8	CHEN Chien-Ting	1	3	3	7	
		6	CHANG Ching-Hsiang	-	-	1	1	
		19	LIN Yu-Cheng	-	1	-	1	
		2	JHANG Yun-Liang	-	-	-	-	
		3	LIU Chia-Chang	-	-	-	-	
		7	SHIH Hsiu-Chih	-	-	-	-	
Limit	10	SU Hou-Chen	-	-	-	-		
15.00%	Team Totals			54	19	44	117	29.91

Scoring Block	Rk	No.	Name	Kill Blocks	Faults	Rebounds	Total Attempts	Avg. by Set
	1	4	CHEN Cheng-Chi	2	10	6	18	0.40
	1	12	SUNG Po-Ting	2	8	2	12	0.40
	1	11	WU Tsung-Hsuan	2	4	2	8	0.40
		8	CHEN Chien-Ting	-	2	2	4	
		7	SHIH Hsiu-Chih	-	-	3	3	
		9	KAO Wei-Cheng	-	2	1	3	
		2	JHANG Yun-Liang	-	-	2	2	
		19	LIN Yu-Cheng	-	1	1	2	
		3	LIU Chia-Chang	-	-	-	-	
		6	CHANG Ching-Hsiang	-	-	-	-	
	10	SU Hou-Chen	-	-	-	-		
	Team Totals			6	27	19	52	1.20

Scoring Service	Rk	No.	Name	Aces	Faults	Serve Hits	Total Attempts	Avg. by Set
	1	7	SHIH Hsiu-Chih	3	1	19	23	0.60
	2	19	LIN Yu-Cheng	1	-	4	5	0.50
	3	12	SUNG Po-Ting	2	5	7	14	0.40
		11	WU Tsung-Hsuan	-	4	13	17	
		4	CHEN Cheng-Chi	-	2	14	16	
		9	KAO Wei-Cheng	-	4	11	15	
		8	CHEN Chien-Ting	-	-	8	8	
		6	CHANG Ching-Hsiang	-	-	4	4	
		2	JHANG Yun-Liang	-	-	-	-	
		3	LIU Chia-Chang	-	-	-	-	
	10	SU Hou-Chen	-	-	-	-		
	Team Totals			6	16	80	102	1.20

Team	Opponent Errors & Team Faults	70	-		
------	-------------------------------	----	---	--	--



FRI 5 JUL 2019


Start Time 14:28 - End Time 16:41


Match Duration: 2h13


Match Statistics

P3

TPE - Chinese Taipei

Non-Scoring Dig	Rk	No.	Name	Digs	Faults	Receptions	Total Attempts	Avg. by Set
		2	JHANG Yun-Liang	-	3	4	7	
		12	SUNG Po-Ting	-	4	3	7	
		9	KAO Wei-Cheng	-	-	6	6	
		11	WU Tsung-Hsuan	-	1	3	4	
		4	CHEN Cheng-Chi	-	-	2	2	
		7	SHIH Hsiu-Chih	-	-	2	2	
		6	CHANG Ching-Hsiang	-	-	1	1	
		8	CHEN Chien-Ting	-	1	-	1	
		3	LIU Chia-Chang	-	-	-	-	
		10	SU Hou-Chen	-	-	-	-	
		19	LIN Yu-Cheng	-	-	-	-	
Team Totals				-	9	21	30	

Non-Scoring Set	Rk	No.	Name	Running Sets	Faults	Still Sets	Total Attempts	Avg. by Set
	1	7	SHIH Hsiu-Chih	10	-	50	60	2.00
		2	JHANG Yun-Liang	-	1	1	2	
		3	LIU Chia-Chang	-	-	2	2	
		4	CHEN Cheng-Chi	-	-	-	-	
		6	CHANG Ching-Hsiang	-	-	-	-	
		8	CHEN Chien-Ting	-	-	-	-	
		9	KAO Wei-Cheng	-	-	-	-	
		10	SU Hou-Chen	-	-	-	-	
		11	WU Tsung-Hsuan	-	-	-	-	
		12	SUNG Po-Ting	-	-	-	-	
		19	LIN Yu-Cheng	-	-	-	-	
	Team Totals				10	1	53	64

Non-Scoring Reception	Rk	No.	Name	Excellents	Faults	Serve Receptions	Total Attempts	Succ. %
	1	8	CHEN Chien-Ting	1	-	1	2	50.00
	2	12	SUNG Po-Ting	16	-	40	56	28.57
		9	KAO Wei-Cheng	2	1	10	13	
		2	JHANG Yun-Liang	2	2	8	12	
		4	CHEN Cheng-Chi	-	-	1	1	
		3	LIU Chia-Chang	-	-	-	-	
		6	CHANG Ching-Hsiang	-	-	-	-	
		7	SHIH Hsiu-Chih	-	-	-	-	
		10	SU Hou-Chen	-	-	-	-	
		11	WU Tsung-Hsuan	-	-	-	-	
		19	LIN Yu-Cheng	-	-	-	-	
Limit								
25.00%	Team Totals			21	3	60	84	25.00



FRI 5 JUL 2019


Start Time 14:28 - End Time 16:41


Match Duration: 2h13


Match Statistics

P3

UKR - Ukraine

Scoring Spike	Rk	No.	Name	Spikes	Faults	Shots	Total Attempts	Eff %
	1	4	OSTAPENKO Volodymyr	7	-	2	9	77.78
	2	12	KLEPKO Heorhii	6	-	4	10	60.00
	3	2	KLOCHKO Kyrlo	12	4	7	23	34.78
	4	5	KISILIUk Yevhenii	20	8	12	40	30.00
		10	SOTNYK Nik	14	8	16	38	
		6	ZHUKOV Borys	1	2	-	3	
		11	KRAIEVSKYI Viktor	-	-	1	1	
		1	HOLOVEN Oleksii	-	-	-	-	
		3	MAZENKO Bohdan	-	-	-	-	
		7	KRYVOBOK Ivan	-	-	-	-	
		8	KHOMYN Mykola	-	-	-	-	
	9	ONIPKO Bohdan	-	-	-	-		
Limit								
15.00%	Team Totals			60	22	42	124	30.65

Scoring Block	Rk	No.	Name	Kill Blocks	Faults	Rebounds	Total Attempts	Avg. by Set
	1	12	KLEPKO Heorhii	2	5	7	14	0.40
	1	4	OSTAPENKO Volodymyr	2	1	5	8	0.40
	3	2	KLOCHKO Kyrlo	1	4	4	9	0.20
	3	10	SOTNYK Nik	1	2	1	4	0.20
	3	5	KISILIUk Yevhenii	1	1	1	3	0.20
		1	HOLOVEN Oleksii	-	3	1	4	
		3	MAZENKO Bohdan	-	1	-	1	
		6	ZHUKOV Borys	-	1	-	1	
		7	KRYVOBOK Ivan	-	-	-	-	
		8	KHOMYN Mykola	-	-	-	-	
		9	ONIPKO Bohdan	-	-	-	-	
	11	KRAIEVSKYI Viktor	-	-	-	-		
Team Totals				7	18	19	44	1.40

Scoring Service	Rk	No.	Name	Aces	Faults	Serve Hits	Total Attempts	Avg. by Set
	1	1	HOLOVEN Oleksii	2	5	16	23	0.40
	2	5	KISILIUk Yevhenii	1	8	9	18	0.20
		10	SOTNYK Nik	-	1	16	17	
		12	KLEPKO Heorhii	-	-	17	17	
		4	OSTAPENKO Volodymyr	-	1	13	14	
		2	KLOCHKO Kyrlo	-	3	7	10	
		8	KHOMYN Mykola	-	-	2	2	
		6	ZHUKOV Borys	-	-	1	1	
		3	MAZENKO Bohdan	-	-	-	-	
		7	KRYVOBOK Ivan	-	-	-	-	
		9	ONIPKO Bohdan	-	-	-	-	
	11	KRAIEVSKYI Viktor	-	-	-	-		
Team Totals				3	18	81	102	0.60

Team	Opponent Errors & Team Faults	68	-		
-------------	--	-----------	----------	--	--



FRI 5 JUL 2019


Start Time 14:28 - End Time 16:41


Match Duration: 2h13


Match Statistics

P3

UKR - Ukraine

Non-Scoring Dig	Rk	No.	Name	Digs	Faults	Receptions	Total Attempts	Avg. by Set
	1	10	SOTNYK Nik	1	2	2	5	0.20
		5	KISILIUК Yevhenii	-	3	7	10	
		11	KRAIEVSKYI Viktor	-	1	5	6	
		1	HOLOVEN Oleksii	-	2	3	5	
		2	KLOCHKO Kyrylo	-	-	3	3	
		4	OSTAPENKO Volodymyr	-	1	2	3	
		12	KLEPKO Heorhii	-	2	1	3	
		3	MAZENKO Bohdan	-	-	-	-	
		6	ZHUKOV Borys	-	-	-	-	
		7	KRYVOBOK Ivan	-	-	-	-	
	8	KHOMYN Mykola	-	-	-	-		
	9	ONIPKO Bohdan	-	-	-	-		
Team Totals				1	11	23	35	0.20

Non-Scoring Set	Rk	No.	Name	Running Sets	Faults	Still Sets	Total Attempts	Avg. by Set
	1	1	HOLOVEN Oleksii	9	1	53	63	1.80
		5	KISILIUК Yevhenii	-	-	3	3	
		10	SOTNYK Nik	-	-	1	1	
		2	KLOCHKO Kyrylo	-	-	-	-	
		3	MAZENKO Bohdan	-	-	-	-	
		4	OSTAPENKO Volodymyr	-	-	-	-	
		6	ZHUKOV Borys	-	-	-	-	
		7	KRYVOBOK Ivan	-	-	-	-	
		8	KHOMYN Mykola	-	-	-	-	
		9	ONIPKO Bohdan	-	-	-	-	
		11	KRAIEVSKYI Viktor	-	-	-	-	
		12	KLEPKO Heorhii	-	-	-	-	
Team Totals				9	1	57	67	1.80

Non-Scoring Reception	Rk	No.	Name	Excellent	Faults	Serve Receptions	Total Attempts	Succ. %
	1	6	ZHUKOV Borys	2	1	2	5	40.00
	2	2	KLOCHKO Kyrylo	7	1	14	22	31.82
		11	KRAIEVSKYI Viktor	5	3	25	33	
		5	KISILIUК Yevhenii	3	1	20	24	
		1	HOLOVEN Oleksii	-	-	1	1	
		7	KRYVOBOK Ivan	-	-	1	1	
		3	MAZENKO Bohdan	-	-	-	-	
		4	OSTAPENKO Volodymyr	-	-	-	-	
		8	KHOMYN Mykola	-	-	-	-	
		9	ONIPKO Bohdan	-	-	-	-	
		10	SOTNYK Nik	-	-	-	-	
		12	KLEPKO Heorhii	-	-	-	-	
Limit								
25.00%				17	6	63	86	

LEGEND

Avg. Average

Eff. Efficiency

No. Shirt Number

Rk Rank

Suc Success %



SAT 6 JUL 2019
Start Time 12:00

Start List

CZE vs TPE

P1

First Refere NAVA (MEX)

Second Refere COUTINHO (BRA)

CZE - Czech Republic

Shirt colour Blue

No.	Name	Shirt Name	Pos.	Han.	Height	Weight	Highest Reac		Date of Birth	Tournament Totals				
							Spike cm	Block cm		Spik	Bloc	Serv	Total	%
2	TIBITANZL Martin		MB		1.99	93	0	0	30 MAY 199	0	3	2	5	10.87
4	HLADIK Martin		OS		1.96	100	0	0	29 SEP 1996	22	2	0	24	52.17
5	MOTYCKA Jakub		WS		1.92	82	0	0	26 MAY 199	0	0	0	0	0
6	KUPILIK Filip		S		1.88	82	0	0	10 NOV 199	0	0	0	0	0
7	SULC Marek		WS		1.90	85	0	0	15 FEB 1998	6	2	0	8	17.39
8	KRAFFER Jiri		WS		1.92	88	0	0	6 JUN 1996	3	0	0	3	6.52
9	BARTOS Pavel (C)		S		1.91	84	0	0	20 APR 1994	0	2	0	2	4.35
10	JAKUBEC Vit		MB		2.02	80	0	0	28 FEB 1996	0	0	0	0	0
11	JANKU David		WS		1.93	92	0	0	16 JUN 1995	8	0	1	9	19.57
12	MIKULENKA Vladimír		MB		1.98	93	0	0	30 OCT 199	4	4	1	9	19.57
13	INDRA Patrik		OS		2.00	90	0	0	8 DEC 1997	2	0	0	2	4.35
16	KOVARIK Michael		L		1.90	80	0	0	19 NOV 199	0	0	0	0	0

Coac Assista MELICHAREK Zdenek

Phase	Opponent	Sets	Points per Set
Preliminary - Group	CHI	3 - 0	25 - 13, 25 - 15, 30 - 28

TPE - Chinese Taipei

Shirt colour White

No.	Name	Shirt Name	Pos.	Han.	Height	Weight	Highest Reac		Date of Birth	Tournament Totals				
							Spike cm	Block cm		Spik	Bloc	Serv	Total	%
2	JHANG Yun-Liang		WS		1.66	76	0	0	28 AUG 199	0	0	0	0	0
3	LIU Chia-Chang		S		1.83	67	0	0	2 OCT 1999	0	0	0	0	0
4	CHEN Cheng-Chi		MB		1.92	85	0	0	29 JAN 1999	6	2	0	8	23.53
6	CHANG Ching-Hsiang		WS		1.88	80	0	0	12 DEC 199	0	0	0	0	0
7	SHIH Hsiu-Chih		S		1.85	79	0	0	24 JUL 1995	0	0	3	3	8.82
8	CHEN Chien-Ting		MB		1.93	90	0	0	23 MAR 199	1	0	0	1	2.94
9	KAO Wei-Cheng		OS		1.80	70	0	0	29 OCT 199	15	0	0	15	44.12
10	SU Hou-Chen		L		1.81	84	0	0	14 SEP 1995	0	0	0	0	0
11	WU Tsung-Hsuan (C)		OS		1.87	84	0	0	9 JUL 1994	21	2	0	23	67.65
12	SUNG Po-Ting		WS		1.86	84	0	0	2 SEP 1998	11	2	2	15	44.12
19	LIN Yu-Cheng		MB		1.95	85	0	0	7 NOV 1999	0	0	1	1	2.94

Coac Assista VULICEVIC Dejan / LIU Kuo Tai

Phase	Opponent	Sets	Points per Set
Preliminary - Group	UKR	3 - 2	25 - 22, 15 - 25, 22 - 25, 25 - 17,

LEGEND

% Percentage of total team s (C) Team Captain
 LH Left Handed MB Middle blocker BH Both Handed Han Handedness L Libero
 PR Preliminary RH Right Handed No. Shirt Number OS Opposite hitter Pos Playing Position
 S Setter WS Outside hitter



SAT 6 JUL 2019
Start Time 12:00 - End Time 14:10
Match Duration 2h10

Results
P2

CZE vs TPE
3 1

Team	Sets	1	2	3	4	Total
CZE	3	25	25	24	25	99
TPE	1	23	18	26	21	88
	Playing Time	28min	27min	32min	29min	1h57

First Refere NAVA (MEX)

Second Refere COUTINHO (BRA)

CZE - Czech Republic								
No.	Name	Pos	1	2	3	4	5	Pts
2	TIBITANZL Martin	MB	3	3	3	3		3
4	HLADIK Martin	OS	4	4	4	4		28
5	MOTYCKA Jakub	WS						
6	KUPLIK Filip	S	4			4		
7	SULC Marek	WS	5	5	5	5		7
8	KRAFFER Jiri	WS			7			1
9	BARTOS Pavel (C)	S	1	1	1	1		3
10	JAKUBEC Vit	MB						
11	JANKU David	WS	2	2	2	2		22
12	MIKULENKA Vladimir	MB	6	6	6	6		5
13	INDRA Patrik	OS	9		4			1
16	KOVARIK Michael	L	L	L	L	L		

TPE - Chinese Taipei								
No.	Name	Pos	1	2	3	4	5	Pts
2	JHANG Yun-Liang	WS						1
3	LIU Chia-Chang	S	7					
4	CHEN Cheng-Chi	MB	4	3	6	6		5
6	CHANG Ching-Hsiang	WS			8			
7	SHIH Hsiu-Chih	S	2	1	4	4		1
8	CHEN Chien-Ting	MB		6	3	3		3
9	KAO Wei-Cheng	OS	3	2	5	5		14
10	SU Hou-Chen	L	L	L	L	L		
11	WU Tsung-Hsuan (C)	OS	5	4	1	1		23
12	SUNG Po-Ting	WS	6	5	2	2		7
19	LIN Yu-Cheng	MB	1			8		1

Coach
Assistant Coach MELICHAREK Zdenek

Coach
Assistant Coach VULICEVIC Dejan / LIU Kuo Tai

TEAM AND PLAYER PERFORMANCES

Won	Total Atts	No. Name	Scoring Skills	Won	Total Atts	No. Name
55	97	Total Team	Spike	50	104	Total Team
23	41	4 HLADIK Martin		22	38	11 WU Tsung-Hsuan
17	24	11 JANKU David		13	32	9 KAO Wei-Cheng
6	13	7 SULC Marek	Block	6	15	12 SUNG Po-Ting
11	45	Total Team		4	37	Total Team
3	6	11 JANKU David		2	4	8 CHEN Chien-Ting
3	9	4 HLADIK Martin		1	5	11 WU Tsung-Hsuan
2	10	12 MIKULENKA Vladimir	Serve	1	6	12 SUNG Po-Ting
4	98	Total Team		1	89	Total Team
2	20	11 JANKU David		1	13	9 KAO Wei-Cheng
2	13	4 HLADIK Martin				
70		Total Team	Opp. Error	69		Total Team
140	240	Total Team	Total	124	230	Total Team
28	63	4 HLADIK Martin	Best Scorer	23	58	11 WU Tsung-Hsuan

LEGEND

(C) Team Captain
nn Substitute where nn = shirt number of outgoing player
MB Middle blocker
OS Opposite hitter
S Setter
n Starting line-up where n= starting position on court
Atts Attempts
No. Shirt Number
Pos Playing Position
WS Outside hitter
L Substitute Libero
L Libero
Opp Opponent
Pts Points scored



SAT 6 JUL 2019

Start Time 12:00 - End Time 14:10

Match Duration: 2h10

Match Statistics

P3


CZE vs TPE
3 1


Team	Sets	1	2	3	4	Total
CZE	3	25	25	24	25	99
TPE	1	23	18	26	21	88
	Playing Time	28min	27min	32min	29min	1h57


First Refere NAVA (MEX)

Second Refere COUTINHO (BRA)

CZE - Czech Republic

Scoring Spike	Rk	No.	Name	Spikes	Faults	Shots	Total Attempts	Eff %	
	1	9	BARTOS Pavel	2	-	-	2	100.00	
	2	11	JANKU David	17	2	5	24	62.50	
	3	12	MIKULENKA Vladimir	3	-	3	6	50.00	
	4	4	HLADIK Martin	23	6	12	41	41.46	
	5	7	SULC Marek	6	2	5	13	30.77	
	6	2	TIBITANZL Martin	2	1	2	5	20.00	
		13	INDRA Patrik	1	1	2	4		
		8	KRAFFER Jiri	1	1	-	2		
		5	MOTYCKA Jakub	-	-	-	-		
		6	KUPILIK Filip	-	-	-	-		
		10	JAKUBEC Vit	-	-	-	-		
		16	KOVARIK Michael	-	-	-	-		
	Limit								
	15.00%								
	Team Totals				55	13	29	97	43.30

Scoring Block	Rk	No.	Name	Kill Blocks	Faults	Rebounds	Total Attempts	Avg. by Set	
	1	4	HLADIK Martin	3	3	3	9	0.75	
	1	11	JANKU David	3	2	1	6	0.75	
	3	12	MIKULENKA Vladimir	2	4	4	10	0.50	
	4	2	TIBITANZL Martin	1	9	1	11	0.25	
	4	7	SULC Marek	1	2	2	5	0.25	
	4	9	BARTOS Pavel	1	2	-	3	0.25	
		8	KRAFFER Jiri	-	1	-	1		
		5	MOTYCKA Jakub	-	-	-	-		
		6	KUPILIK Filip	-	-	-	-		
		10	JAKUBEC Vit	-	-	-	-		
		13	INDRA Patrik	-	-	-	-		
		16	KOVARIK Michael	-	-	-	-		
	Team Totals				11	23	11	45	2.75

Scoring Service	Rk	No.	Name	Aces	Faults	Serve Hits	Total Attempts	Avg. by Set	
	1	11	JANKU David	2	5	13	20	0.50	
	1	4	HLADIK Martin	2	4	7	13	0.50	
		2	TIBITANZL Martin	-	1	22	23		
		9	BARTOS Pavel	-	2	13	15		
		7	SULC Marek	-	4	9	13		
		12	MIKULENKA Vladimir	-	2	9	11		
		6	KUPILIK Filip	-	1	1	2		
		13	INDRA Patrik	-	1	-	1		
		5	MOTYCKA Jakub	-	-	-	-		
		8	KRAFFER Jiri	-	-	-	-		
		10	JAKUBEC Vit	-	-	-	-		
		16	KOVARIK Michael	-	-	-	-		
	Team Totals				4	20	74	98	1.00

Team	Opponent Errors & Team Faults	70	-		



SAT 6 JUL 2019


Start Time 12:00 - End Time 14:10


Match Duration: 2h10


Match Statistics

P3

CZE - Czech Republic

Non-Scoring Dig	Rk	No.	Name	Digs	Faults	Receptions	Total Attempts	Avg. by Set
	1	16	KOVARIK Michael	3	2	9	14	3.00
	2	7	SULC Marek	2	2	5	9	0.50
	3	2	TIBITANZL Martin	1	2	-	3	0.25
	9		BARTOS Pavel	-	3	8	11	
	4		HLADIK Martin	-	2	4	6	
	11		JANKU David	-	1	2	3	
	12		MIKULENKA Vladimir	-	1	-	1	
	5		MOTYCKA Jakub	-	-	-	-	
	6		KUPILIK Filip	-	-	-	-	
	8		KRAFFER Jiri	-	-	-	-	
	10		JAKUBEC Vit	-	-	-	-	
	13		INDRA Patrik	-	-	-	-	
	Team Totals				6	13	28	47

Non-Scoring Set	Rk	No.	Name	Running Sets	Faults	Still Sets	Total Attempts	Avg. by Set
	1	9	BARTOS Pavel	34	1	39	74	8.50
	2	16	KOVARIK Michael	3	1	3	7	3.00
	3	12	MIKULENKA Vladimir	2	-	1	3	0.50
	3	4	HLADIK Martin	2	-	-	2	0.50
	3	7	SULC Marek	2	-	-	2	0.50
	3	6	KUPILIK Filip	1	1	1	3	0.50
	7	11	JANKU David	1	-	2	3	0.25
	8		KRAFFER Jiri	-	-	1	1	
	2		TIBITANZL Martin	-	-	-	-	
	5		MOTYCKA Jakub	-	-	-	-	
	10		JAKUBEC Vit	-	-	-	-	
	13		INDRA Patrik	-	-	-	-	
	Team Totals				45	3	47	95

Non-Scoring Reception	Rk	No.	Name	Excellents	Faults	Serve Receptions	Total Attempts	Succ. %
	1	2	TIBITANZL Martin	1	-	-	1	100.00
	1	12	MIKULENKA Vladimir	1	-	-	1	100.00
	3	16	KOVARIK Michael	9	-	7	16	56.25
	4	11	JANKU David	9	-	10	19	47.37
	5	7	SULC Marek	7	-	28	35	20.00
	8		KRAFFER Jiri	-	-	1	1	
	9		BARTOS Pavel	-	1	-	1	
	4		HLADIK Martin	-	-	-	-	
	5		MOTYCKA Jakub	-	-	-	-	
	6		KUPILIK Filip	-	-	-	-	
	10		JAKUBEC Vit	-	-	-	-	
	13		INDRA Patrik	-	-	-	-	
	Limit	25.00%						
Team Totals				27	1	46	74	36.49



SAT 6 JUL 2019


Start Time 12:00 - End Time 14:10


Match Duration: 2h10


Match Statistics

P3

TPE - Chinese Taipei

Scoring Spike	Rk	No.	Name	Spikes	Faults	Shots	Total Attempts	Eff %
	1	2	JHANG Yun-Liang	1	-	-	1	100.00
	2	4	CHEN Cheng-Chi	5	-	2	7	71.43
	3	7	SHIH Hsiu-Chih	1	-	1	2	50.00
	4	11	WU Tsung-Hsuan	22	5	11	38	44.74
	5	9	KAO Wei-Cheng	13	7	12	32	18.75
		12	SUNG Po-Ting	6	7	2	15	
		8	CHEN Chien-Ting	1	3	3	7	
		19	LIN Yu-Cheng	1	1	-	2	
		3	LIU Chia-Chang	-	-	-	-	
		6	CHANG Ching-Hsiang	-	-	-	-	
	10	SU Hou-Chen	-	-	-	-		
Limit								
15.00%	Team Totals			50	23	31	104	25.96

Scoring Block	Rk	No.	Name	Kill Blocks	Faults	Rebounds	Total Attempts	Avg. by Set
	1	8	CHEN Chien-Ting	2	2	-	4	0.67
	2	12	SUNG Po-Ting	1	4	1	6	0.25
	2	11	WU Tsung-Hsuan	1	3	1	5	0.25
		4	CHEN Cheng-Chi	-	5	2	7	
		7	SHIH Hsiu-Chih	-	4	3	7	
		9	KAO Wei-Cheng	-	3	4	7	
		19	LIN Yu-Cheng	-	-	1	1	
		2	JHANG Yun-Liang	-	-	-	-	
		3	LIU Chia-Chang	-	-	-	-	
		6	CHANG Ching-Hsiang	-	-	-	-	
	10	SU Hou-Chen	-	-	-	-		
Team Totals				4	21	12	37	1.00

Scoring Service	Rk	No.	Name	Aces	Faults	Serve Hits	Total Attempts	Avg. by Set
	1	9	KAO Wei-Cheng	1	4	8	13	0.25
		7	SHIH Hsiu-Chih	-	2	15	17	
		4	CHEN Cheng-Chi	-	-	16	16	
		11	WU Tsung-Hsuan	-	3	12	15	
		12	SUNG Po-Ting	-	4	9	13	
		8	CHEN Chien-Ting	-	2	5	7	
		19	LIN Yu-Cheng	-	-	6	6	
		3	LIU Chia-Chang	-	-	1	1	
		6	CHANG Ching-Hsiang	-	-	1	1	
		2	JHANG Yun-Liang	-	-	-	-	
	10	SU Hou-Chen	-	-	-	-		
Team Totals				1	15	73	89	0.25

Team	Opponent Errors & Team Faults	69	-		
------	-------------------------------	----	---	--	--



SAT 6 JUL 2019


Start Time 12:00 - End Time 14:10


Match Duration: 2h10


Match Statistics

P3

TPE - Chinese Taipei

Non-Scoring Dig	Rk	No.	Name	Digs	Faults	Receptions	Total Attempts	Avg. by Set
	1	10	SU Hou-Chen	1	4	8	13	1.00
	2	19	LIN Yu-Cheng	1	2	-	3	0.50
	3	4	CHEN Cheng-Chi	1	-	-	1	0.25
		11	WU Tsung-Hsuan	-	3	6	9	
		12	SUNG Po-Ting	-	1	7	8	
		7	SHIH Hsiu-Chih	-	2	5	7	
		9	KAO Wei-Cheng	-	4	1	5	
		3	LIU Chia-Chang	-	1	-	1	
		2	JHANG Yun-Liang	-	-	-	-	
		6	CHANG Ching-Hsiang	-	-	-	-	
		8	CHEN Chien-Ting	-	-	-	-	
Team Totals				3	17	27	47	0.75

Non-Scoring Set	Rk	No.	Name	Running Sets	Faults	Still Sets	Total Attempts	Avg. by Set
	1	7	SHIH Hsiu-Chih	32	1	50	83	8.00
	2	3	LIU Chia-Chang	4	-	-	4	4.00
	3	10	SU Hou-Chen	1	-	2	3	1.00
		12	SUNG Po-Ting	-	-	5	5	
		9	KAO Wei-Cheng	-	-	2	2	
		2	JHANG Yun-Liang	-	-	-	-	
		4	CHEN Cheng-Chi	-	-	-	-	
		6	CHANG Ching-Hsiang	-	-	-	-	
		8	CHEN Chien-Ting	-	-	-	-	
		11	WU Tsung-Hsuan	-	-	-	-	
		19	LIN Yu-Cheng	-	-	-	-	
Team Totals				37	1	59	97	9.25

Non-Scoring Reception	Rk	No.	Name	Excellents	Faults	Serve Receptions	Total Attempts	Succ. %	
	1	10	SU Hou-Chen	12	1	10	23	52.17	
	2	12	SUNG Po-Ting	15	-	16	31	48.39	
	3	9	KAO Wei-Cheng	7	3	12	22	31.82	
		7	SHIH Hsiu-Chih	-	-	1	1		
		8	CHEN Chien-Ting	-	-	1	1		
		2	JHANG Yun-Liang	-	-	-	-		
		3	LIU Chia-Chang	-	-	-	-		
		4	CHEN Cheng-Chi	-	-	-	-		
		6	CHANG Ching-Hsiang	-	-	-	-		
		11	WU Tsung-Hsuan	-	-	-	-		
		19	LIN Yu-Cheng	-	-	-	-		
Limit									
25.00%	Team Totals				34	4	40	78	43.59

LEGEND

Avg. Average

Eff. Efficiency

No. Shirt Number

Rk Rank

Suc Success %



SAT 6 JUL 2019
Start Time 14:30

Start List

HKG vs CHI

P1

First Refere GHARIB (IRI)

Second Refere ASAI (JAM)

HKG - Hong Kong

Shirt colour Red

No.	Name	Shirt Name	Pos.	Han.	Height	Weight	Highest Reac		Date of Birth	Tournament Totals				
							Spike cm	Block cm		Spik	Bloc	Serv	Total	%
6	SO Chun Hin (C)		OS		1.88	76	330	315	12 JUL 1996					
7	TANG Bo Yeung		MB		1.83	76	320	310	23 NOV 199					
8	LEE Ho Man		L		1.79	70	310	305	11 JUN 1995					
10	KWOK Yin Chun		WS		1.80	73	315	310	24 MAY 199					
11	LEUNG Ho Yin		WS		1.84	72	325	310	26 SEP 1998					
12	TAI Kam Fung		S		1.85	72	320	310	13 SEP 1994					
13	AU Chin To		WS		1.87	92	325	315	13 FEB 1996					
15	LAU Chi Wing		S		1.76	68	320	315	23 MAR 199					
17	CHEUNG Yi Kit		MB		1.85	72	320	310	16 SEP 1999					
18	POON Chi Leung		MB		1.88	74	329	315	30 JAN 1997					
20	MAN Chun Hin		WS		1.79	73	322	310	24 OCT 199					
Coac		Assista												

CHI - Chile

Shirt colour White

No.	Name	Shirt Name	Pos.	Han.	Height	Weight	Highest Reac		Date of Birth	Tournament Totals				
							Spike cm	Block cm		Spik	Bloc	Serv	Total	%
1	SHILLING Jan	SHILLING	MB		1.90	83	290	303	3 AUG 1994	4	4	0	8	80.00
4	CASTILLO Leonardo		S		1.77	66	280	290	26 JAN 1995	0	0	0	0	0
5	SOTO Sebastian		L		1.78	100	280	287	9 NOV 1998	0	0	0	0	0
7	BAEZA Christopher (C)		WS		1.97	87	288	304	21 DEC 199	9	0	0	9	90.00
9	ARDILES Nicolas		WS		1.88	86	289	301	19 OCT 200	3	0	0	3	30.00
11	RUIZ Benjamin		OS		1.86	86	295	303	14 JUL 1997	0	0	0	0	0
12	LEON Joaquin		S		1.91	93	290	297	23 OCT 199	0	2	0	2	20.00
13	DROGUETT Vicente		WS		1.90	90	290	301	23 JUN 2000	0	0	0	0	0
14	JERIA Rodrigo		WS		1.93	93	290	300	25 APR 1996	0	0	0	0	0
16	ZENTENO Julian		MB		1.93	80	291	302	12 JUL 1999	3	1	0	4	40.00
18	BORELLI Gianluca		OS		1.91	80	290	301	25 JUN 1996	7	0	0	7	70.00
20	FUENTES Bastian	FUENTES	MB		1.94	96	291	305	17 APR 1998	5	2	0	7	70.00
Coac		Assista ORELLANA Julio / SERRANO Claudio												

Phase	Opponent	Sets	Points per Set
Preliminary - Group	CZE	0 - 3	13 - 25, 15 - 25, 28 - 30

LEGEND

%	Percentage of total team s	(C)	Team Captain	BH	Both Handed	Han	Handedness	L	Libero
LH	Left Handed	MB	Middle blocker	No.	Shirt Number	OS	Opposite hitter	Pos	Playing Position
PR	Preliminary	RH	Right Handed	S	Setter	WS	Outside hitter		



SAT 6 JUL 2019
Start Time 14:48 - End Time 16:26
Match Duration 1h38

Results
P2

HKG vs CHI
0 3

Team	Sets	1	2	3	Total
HKG	0	22	32	18	72
CHI	3	25	34	25	84
	Playing Time	29min	38min	24min	1h32

First Refere GHARIB (IRI)

Second Refere ASAI (JAM)

HKG - Hong Kong								
No.	Name	Pos	1	2	3	4	5	Pts
6	SO Chun Hin (C)	OS	4	4	4			21
7	TANG Bo Yeung	MB	3	3	3			3
8	LEE Ho Man	L	L	L	L			
10	KWOK Yin Chun	WS	20	5	5			4
11	LEUNG Ho Yin	WS	2	2	2			21
12	TAI Kam Fung	S	6	6	6			
13	AU Chin To	WS	15	10	15			3
15	LAU Chi Wing	S	1	1	1			1
17	CHEUNG Yi Kit	MB						
18	POON Chi Leung	MB	6	20	6			6
20	MAN Chun Hin	WS	5	6				

CHI - Chile								
No.	Name	Pos	1	2	3	4	5	Pts
1	SHILLING Jan	MB		16	3			7
4	CASTILLO Leonardo	S	18	12	1			4
5	SOTO Sebastian	L	L	L	L			
7	BAEZA Cristopher (C)	WS	2	3	2			12
9	ARDILES Nicolas	WS	5	6	5			6
11	RUIZ Benjamin	OS	12	18	4			6
12	LEON Joaquin	S	1	2				
13	DROGUETT Vicente	WS						
14	JERIA Rodrigo	WS		9				
16	ZENTENO Julian	MB	3	4				5
18	BORELLI Gianluca	OS	4	5				4
20	FUENTES Bastian	MB	6	1	6			9

Coach
Assistant Coach

Coach
Assistant Coach ORELLANA Julio / SERRANO Claudio

TEAM AND PLAYER PERFORMANCES

Won	Total Atts	No. Name	Scoring Skills	Won	Total Atts	No. Name
51	102	Total Team	Spike	46	94	Total Team
19	33	11 LEUNG Ho Yin		12	28	7 BAEZA Cristopher
19	35	6 SO Chun Hin		6	11	9 ARDILES Nicolas
4	12	10 KWOK Yin Chun		6	6	1 SHILLING Jan
5	43	Total Team	Block	6	45	Total Team
3	16	18 POON Chi Leung		2	10	20 FUENTES Bastian
1	10	7 TANG Bo Yeung		2	5	11 RUIZ Benjamin
1	4	11 LEUNG Ho Yin		1	4	1 SHILLING Jan
3	73	Total Team	Serve	1	83	Total Team
2	8	6 SO Chun Hin		1	12	20 FUENTES Bastian
1	15	11 LEUNG Ho Yin				
52		Total Team	Opp. Error	60		Total Team
111	218	Total Team	Total	113	222	Total Team

21	52	11 LEUNG Ho Yin	Best Scorer	12	49	7 BAEZA Cristopher
----	----	-----------------	--------------------	----	----	--------------------

LEGEND

(C) Team Captain
 nn Substitute where nn = shirt number of outgoing player
 MB Middle blocker
 OS Opposite hitter
 S Setter
 n Starting line-up where n= starting position on court
 Atts Attempts
 No. Shirt Number
 Pos Playing Position
 WS Outside hitter
 L Substitute Libero
 L Libero
 Opp Opponent
 Pts Points scored



SAT 6 JUL 2019

Start Time 14:48 - End Time 16:26

Match Duration: 1h38

Match Statistics

P3

HKG vs CHI


0 3


Team	Sets	1	2	3	Total
HKG	0	22	32	18	72
CHI	3	25	34	25	84
Playing Time		29min	38min	24min	1h32


First Refere G HARIB (IRI)

Second Refere ASAI (JAM)

HKG - Hong Kong

Scoring Spike	Rk	No.	Name	Spikes	Faults	Shots	Total Attempts	Eff %	
	1	13	AU Chin To	3	1	-	4	50.00	
	2	6	SO Chun Hin	19	5	11	35	40.00	
	3	11	LEUNG Ho Yin	19	6	8	33	39.39	
	4	18	POON Chi Leung	3	1	2	6	33.33	
	5	10	KWOK Yin Chun	4	2	6	12	16.67	
	7	TANG Bo Yeung	2	2	2	6			
	15	LAU Chi Wing	1	1	1	3			
	20	MAN Chun Hin	-	-	3	3			
	8	LEE Ho Man	-	-	-	-			
	12	TAI Kam Fung	-	-	-	-			
	17	CHEUNG Yi Kit	-	-	-	-			
	Limit								
	15.00%	Team Totals			51	18	33	102	32.35

Scoring Block	Rk	No.	Name	Kill Blocks	Faults	Rebounds	Total Attempts	Avg. by Set	
	1	18	POON Chi Leung	3	8	5	16	1.00	
	2	7	TANG Bo Yeung	1	5	4	10	0.33	
	2	11	LEUNG Ho Yin	1	1	2	4	0.33	
	15	LAU Chi Wing	-	2	3	5			
	6	SO Chun Hin	-	3	-	3			
	20	MAN Chun Hin	-	-	2	2			
	10	KWOK Yin Chun	-	-	1	1			
	12	TAI Kam Fung	-	1	-	1			
	13	AU Chin To	-	1	-	1			
	8	LEE Ho Man	-	-	-	-			
	17	CHEUNG Yi Kit	-	-	-	-			
	Team Totals				5	21	17	43	1.67

Scoring Service	Rk	No.	Name	Aces	Faults	Serve Hits	Total Attempts	Avg. by Set	
	1	6	SO Chun Hin	2	-	6	8	0.67	
	2	11	LEUNG Ho Yin	1	5	9	15	0.33	
	15	LAU Chi Wing	-	1	13	14			
	7	TANG Bo Yeung	-	1	12	13			
	10	KWOK Yin Chun	-	2	6	8			
	18	POON Chi Leung	-	1	7	8			
	12	TAI Kam Fung	-	-	4	4			
	13	AU Chin To	-	2	1	3			
	8	LEE Ho Man	-	-	-	-			
	17	CHEUNG Yi Kit	-	-	-	-			
	20	MAN Chun Hin	-	-	-	-			
	Team Totals				3	12	58	73	1.00

Team	Opponent Errors & Team Faults	52	-		
------	-------------------------------	----	---	--	--



SAT 6 JUL 2019


Start Time 14:48 - End Time 16:26


Match Duration: 1h38


Match Statistics

P3

HKG - Hong Kong

Non-Scoring Dig	Rk	No.	Name	Digs	Faults	Receptions	Total Attempts	Avg. by Set
	1	8	LEE Ho Man	4	1	6	11	4.00
	2	6	SO Chun Hin	3	2	2	7	1.00
		15	LAU Chi Wing	-	2	6	8	
		10	KWOK Yin Chun	-	3	2	5	
		11	LEUNG Ho Yin	-	1	2	3	
		18	POON Chi Leung	-	2	-	2	
		7	TANG Bo Yeung	-	-	1	1	
		12	TAI Kam Fung	-	-	-	-	
		13	AU Chin To	-	-	-	-	
		17	CHEUNG Yi Kit	-	-	-	-	
	20	MAN Chun Hin	-	-	-	-		
Team Totals				7	11	19	37	2.33

Non-Scoring Set	Rk	No.	Name	Running Sets	Faults	Still Sets	Total Attempts	Avg. by Set
	1	15	LAU Chi Wing	46	2	28	76	15.33
	2	12	TAI Kam Fung	6	1	2	9	2.00
	2	8	LEE Ho Man	2	-	5	7	2.00
	4	6	SO Chun Hin	1	-	-	1	0.33
		10	KWOK Yin Chun	-	-	3	3	
		7	TANG Bo Yeung	-	-	-	-	
		11	LEUNG Ho Yin	-	-	-	-	
		13	AU Chin To	-	-	-	-	
		17	CHEUNG Yi Kit	-	-	-	-	
		18	POON Chi Leung	-	-	-	-	
	20	MAN Chun Hin	-	-	-	-		
Team Totals				55	3	38	96	18.33

Non-Scoring Reception	Rk	No.	Name	Excellents	Faults	Serve Receptions	Total Attempts	Succ. %	
	1	8	LEE Ho Man	11	-	10	21	52.38	
	2	11	LEUNG Ho Yin	20	-	20	40	50.00	
	3	10	KWOK Yin Chun	6	1	7	14	42.86	
		6	SO Chun Hin	-	-	-	-		
		7	TANG Bo Yeung	-	-	-	-		
		12	TAI Kam Fung	-	-	-	-		
		13	AU Chin To	-	-	-	-		
		15	LAU Chi Wing	-	-	-	-		
		17	CHEUNG Yi Kit	-	-	-	-		
		18	POON Chi Leung	-	-	-	-		
	20	MAN Chun Hin	-	-	-	-			
Limit									
25.00%	Team Totals				37	1	37	75	49.33



SAT 6 JUL 2019


Start Time 14:48 - End Time 16:26


Match Duration: 1h38


Match Statistics

P3

CHI - Chile

Scoring Spike	Rk	No.	Name	Spikes	Faults	Shots	Total Attempts	Eff %	
	1	1	SHILLING Jan	6	-	-	6	100.00	
	2	4	CASTILLO Leonardo	3	-	1	4	75.00	
	3	20	FUENTES Bastian	6	-	3	9	66.67	
	4	16	ZENTENO Julian	5	1	2	8	50.00	
	5	9	ARDILES Nicolas	6	1	4	11	45.45	
	6	7	BAEZA Christopher	12	3	13	28	32.14	
	7	18	BORELLI Gianluca	4	2	5	11	18.18	
		11	RUIZ Benjamin	4	2	11	17		
		5	SOTO Sebastian	-	-	-	-		
		12	LEON Joaquin	-	-	-	-		
		13	DROGUETT Vicente	-	-	-	-		
		14	JERIA Rodrigo	-	-	-	-		
	Limit								
	15.00%	Team Totals			46	9	39	94	39.36

Scoring Block	Rk	No.	Name	Kill Blocks	Faults	Rebounds	Total Attempts	Avg. by Set	
	1	20	FUENTES Bastian	2	5	3	10	0.67	
	1	11	RUIZ Benjamin	2	2	1	5	0.67	
	3	1	SHILLING Jan	1	2	1	4	0.50	
	4	4	CASTILLO Leonardo	1	-	-	1	0.33	
		9	ARDILES Nicolas	-	4	4	8		
		16	ZENTENO Julian	-	5	3	8		
		7	BAEZA Christopher	-	2	2	4		
		18	BORELLI Gianluca	-	3	1	4		
		12	LEON Joaquin	-	1	-	1		
		5	SOTO Sebastian	-	-	-	-		
		13	DROGUETT Vicente	-	-	-	-		
		14	JERIA Rodrigo	-	-	-	-		
		Team Totals			6	24	15	45	2.00

Scoring Service	Rk	No.	Name	Aces	Faults	Serve Hits	Total Attempts	Avg. by Set	
	1	20	FUENTES Bastian	1	2	9	12	0.33	
		7	BAEZA Christopher	-	1	16	17		
		9	ARDILES Nicolas	-	3	12	15		
		1	SHILLING Jan	-	-	12	12		
		4	CASTILLO Leonardo	-	-	8	8		
		12	LEON Joaquin	-	-	7	7		
		11	RUIZ Benjamin	-	1	4	5		
		16	ZENTENO Julian	-	-	4	4		
		18	BORELLI Gianluca	-	-	3	3		
		5	SOTO Sebastian	-	-	-	-		
		13	DROGUETT Vicente	-	-	-	-		
		14	JERIA Rodrigo	-	-	-	-		
		Team Totals			1	7	75	83	0.33

Team	Opponent Errors & Team Faults	60	-		
-------------	--	-----------	----------	--	--



SAT 6 JUL 2019


Start Time 14:48 - End Time 16:26


Match Duration: 1h38


Match Statistics

P3

CHI - Chile

Non-Scoring Dig	Rk	No.	Name	Digs	Faults	Receptions	Total Attempts	Avg. by Set	
	1	5	SOTO Sebastian	4	6	7	17	4.00	
	2	9	ARDILES Nicolas	3	1	3	7	1.00	
	7		BAEZA Cristopher	-	2	7	9		
	4		CASTILLO Leonardo	-	2	5	7		
	1		SHILLING Jan	-	2	1	3		
	18		BORELLI Gianluca	-	-	3	3		
	11		RUIZ Benjamin	-	1	1	2		
	20		FUENTES Bastian	-	-	2	2		
	12		LEON Joaquin	-	-	1	1		
	13		DROGUETT Vicente	-	-	-	-		
	14		JERIA Rodrigo	-	-	-	-		
	16		ZENTENO Julian	-	-	-	-		
	Team Totals				7	14	30	51	2.33

Non-Scoring Set	Rk	No.	Name	Running Sets	Faults	Still Sets	Total Attempts	Avg. by Set	
	1	4	CASTILLO Leonardo	23	-	18	41	7.67	
	2	12	LEON Joaquin	9	-	25	34	4.50	
	3	5	SOTO Sebastian	1	-	1	2	1.00	
	7		BAEZA Cristopher	-	-	2	2		
	1		SHILLING Jan	-	-	1	1		
	11		RUIZ Benjamin	-	-	1	1		
	16		ZENTENO Julian	-	-	1	1		
	20		FUENTES Bastian	-	-	1	1		
	9		ARDILES Nicolas	-	-	-	-		
	13		DROGUETT Vicente	-	-	-	-		
	14		JERIA Rodrigo	-	-	-	-		
	18		BORELLI Gianluca	-	-	-	-		
	Team Totals				33	-	50	83	11.00

Non-Scoring Reception	Rk	No.	Name	Excellents	Faults	Serve Receptions	Total Attempts	Succ. %	
	1	5	SOTO Sebastian	5	-	8	13	38.46	
	2	9	ARDILES Nicolas	7	-	12	19	36.84	
	3	7	BAEZA Cristopher	6	3	17	26	23.08	
	1		SHILLING Jan	-	-	1	1		
	12		LEON Joaquin	-	-	1	1		
	20		FUENTES Bastian	-	-	1	1		
	4		CASTILLO Leonardo	-	-	-	-		
	11		RUIZ Benjamin	-	-	-	-		
	13		DROGUETT Vicente	-	-	-	-		
	14		JERIA Rodrigo	-	-	-	-		
	16		ZENTENO Julian	-	-	-	-		
	18		BORELLI Gianluca	-	-	-	-		
	Limit	25.00%							
	Team Totals				18	3	40	61	29.51

LEGEND

Avg. Average

Eff. Efficiency

No. Shirt Number

Rk Rank

Suc Success %



SUN 7 JUL 2019
Start Time 12:00

Start List

TPE vs HKG

P1

First Refere CABRERA (ARG)

Second Refere HEMELGARN (USA)

TPE - Chinese Taipei

Shirt colour Red

No.	Name	Shirt Name	Pos.	Han.	Height	Weight	Highest Reac		Date of Birth	Tournament Totals				
							Spike cm	Block cm		Spik	Bloc	Serv	Total	%
2	JHANG Yun-Liang		L		1.66	76	0	0	28 AUG 199	1	0	0	1	1.92
3	LIU Chia-Chang		S		1.83	67	0	0	2 OCT 1999	0	0	0	0	0
4	CHEN Cheng-Chi		MB		1.92	85	0	0	29 JAN 1999	11	2	0	13	25.00
6	CHANG Ching-Hsiang		WS		1.88	80	0	0	12 DEC 199	0	0	0	0	0
7	SHIH Hsiu-Chih		S		1.85	79	0	0	24 JUL 1995	1	0	3	4	7.69
8	CHEN Chien-Ting		MB		1.93	90	0	0	23 MAR 199	2	2	0	4	7.69
9	KAO Wei-Cheng		OS		1.80	70	0	0	29 OCT 199	28	0	1	29	55.77
10	SU Hou-Chen		L		1.81	84	0	0	14 SEP 1995	0	0	0	0	0
11	WU Tsung-Hsuan (C)		OS		1.87	84	0	0	9 JUL 1994	43	3	0	46	88.46
12	SUNG Po-Ting		WS		1.86	84	0	0	2 SEP 1998	17	3	2	22	42.31
19	LIN Yu-Cheng		MB		1.95	85	0	0	7 NOV 1999	1	0	1	2	3.85
20	CHIAO Hsuan-Cheng		WS		1.83	80	0	0	9 JUN 1999					

Coac MORO Branislav

Assista VULICEVIC Dejan / LIU Kuo Tai

Phase	Opponent	Sets	Points per Set
Preliminary - Group	UKR	3 - 2	25 - 22, 15 - 25, 22 - 25, 25 - 17,
Preliminary - Group	CZE	1 - 3	23 - 25, 18 - 25, 26 - 24, 21 - 25

HKG - Hong Kong

Shirt colour White

No.	Name	Shirt Name	Pos.	Han.	Height	Weight	Highest Reac		Date of Birth	Tournament Totals				
							Spike cm	Block cm		Spik	Bloc	Serv	Total	%
6	SO Chun Hin (C)		OS		1.88	76	330	315	12 JUL 1996	19	0	2	21	175.00
7	TANG Bo Yeung		MB		1.83	76	320	310	23 NOV 199	2	1	0	3	25.00
8	LEE Ho Man		L		1.79	70	310	305	11 JUN 1995	0	0	0	0	0
10	KWOK Yin Chun		WS		1.80	73	315	310	24 MAY 199	4	0	0	4	33.33
11	LEUNG Ho Yin		WS		1.84	72	325	310	26 SEP 1998	19	1	1	21	175.00
12	TAI Kam Fung		S		1.85	72	320	310	13 SEP 1994	0	0	0	0	0
13	AU Chin To		WS		1.87	92	325	315	13 FEB 1996	3	0	0	3	25.00
15	LAU Chi Wing		S		1.76	68	320	315	23 MAR 199	1	0	0	1	8.33
17	CHEUNG Yi Kit		MB		1.85	72	320	310	16 SEP 1999	0	0	0	0	0
18	POON Chi Leung		MB		1.88	74	329	315	30 JAN 1997	3	3	0	6	50.00
20	MAN Chun Hin		WS		1.79	73	322	310	24 OCT 199	0	0	0	0	0

Coac MAK Tsz Shun

Assista

Phase	Opponent	Sets	Points per Set
Preliminary - Group	CHI	0 - 3	22 - 25, 32 - 34, 18 - 25

LEGEND

% Percentage of total team s (C) Team Captain
 LH Left Handed MB Middle blocker No. Shirt Number OS Opposite hitter L Libero
 PR Preliminary RH Right Handed S Setter WS Outside hitter Pos Playing Position



SUN 7 JUL 2019
Start Time 11:58 - End Time 13:17
Match Duration 1h19

Results
P2

TPE vs HKG
3 0

Team	Sets	1	2	3	Total
TPE	3	25	25	25	75
HKG	0	13	18	17	48
	Playing Time	20min	27min	24min	1h11

First Refere CABRERA (ARG)

Second Refere HEMELGARN (USA)

TPE - Chinese Taipei								
No.	Name	Pos	1	2	3	4	5	Pts
2	JHANG Yun-Liang	L	L	L	L			
3	LIU Chia-Chang	S			7			
4	CHEN Cheng-Chi	MB	3	4	3			8
6	CHANG Ching-Hsiang	WS			11			
7	SHIH Hsiu-Chih	S	1	2	1			4
8	CHEN Chien-Ting	MB	6	1	6			2
9	KAO Wei-Cheng	OS	2	3	2			13
10	SU Hou-Chen	L	L	L	L			
11	WU Tsung-Hsuan (C)	OS	4	5	4			19
12	SUNG Po-Ting	WS	5	6	5			5
19	LIN Yu-Cheng	MB			8			4
20	CHIAO Hsuan-Cheng	WS						

HKG - Hong Kong								
No.	Name	Pos	1	2	3	4	5	Pts
6	SO Chun Hin (C)	OS	5	5	5			10
7	TANG Bo Yeung	MB	4	4	4			7
8	LEE Ho Man	L	L	L	L			
10	KWOK Yin Chun	WS	6	6	13			
11	LEUNG Ho Yin	WS	3	10	6			3
12	TAI Kam Fung	S	15	2	2			2
13	AU Chin To	WS	11	3	3			6
15	LAU Chi Wing	S	2					
17	CHEUNG Yi Kit	MB		7				1
18	POON Chi Leung	MB	1	1	1			6
20	MAN Chun Hin	WS						

Coach MORO Branislav
Assistant Coach VULICEVIC Dejan / LIU Kuo Tai

Coach MAK Tsz Shun
Assistant Coach

TEAM AND PLAYER PERFORMANCES

Won	Total Atts	No. Name	Scoring Skills	Won	Total Atts	No. Name
37	65	Total Team	Spike	30	80	Total Team
13	21	11 WU Tsung-Hsuan		8	21	6 SO Chun Hin
12	17	9 KAO Wei-Cheng		6	20	13 AU Chin To
5	15	12 SUNG Po-Ting		5	11	7 TANG Bo Yeung
8	36	Total Team	Block	3	24	Total Team
5	16	4 CHEN Cheng-Chi		2	8	7 TANG Bo Yeung
1	3	9 KAO Wei-Cheng		1	5	18 POON Chi Leung
1	4	8 CHEN Chien-Ting				
10	74	Total Team	Serve	2	49	Total Team
5	12	11 WU Tsung-Hsuan		2	10	6 SO Chun Hin
4	24	7 SHIH Hsiu-Chih				
1	8	4 CHEN Cheng-Chi				
57		Total Team	Opp. Error	36		Total Team
112	175	Total Team	Total	71	153	Total Team
19	39	11 WU Tsung-Hsuan	Best Scorer	10	33	6 SO Chun Hin

LEGEND

(C) Team Captain
nn Substitute where nn = shirt number of outgoing player
MB Middle blocker
OS Opposite hitter
S Setter
n Starting line-up where n= starting position on court
Atts Attempts
No. Shirt Number
Pos Playing Position
WS Outside hitter
L Substitute Libero
L Libero
Opp Opponent
Pts Points scored



SUN 7 JUL 2019

Start Time 11:58 - End Time 13:17

Match Duration: 1h19

Match Statistics

P3

TPE vs HKG


3 0


Team	Sets	1	2	3	Total
TPE	3	25	25	25	75
HKG	0	13	18	17	48
	Playing Time	20min	27min	24min	1h11


First Refere CABRERA (ARG)

Second Refere HEMELGARN (USA)

TPE - Chinese Taipei

Scoring Spike	Rk	No.	Name	Spikes	Faults	Shots	Total Attempts	Eff %
	1	9	KAO Wei-Cheng	12	-	5	17	70.59
	2	19	LIN Yu-Cheng	4	1	-	5	60.00
	3	11	WU Tsung-Hsuan	13	2	6	21	52.38
	4	8	CHEN Chien-Ting	1	-	1	2	50.00
	5	12	SUNG Po-Ting	5	2	8	15	20.00
	5	4	CHEN Cheng-Chi	2	1	2	5	20.00
		2	JHANG Yun-Liang	-	-	-	-	-
		3	LIU Chia-Chang	-	-	-	-	-
		6	CHANG Ching-Hsiang	-	-	-	-	-
		7	SHIH Hsiu-Chih	-	-	-	-	-
	10	SU Hou-Chen	-	-	-	-	-	
	20	CHIAO Hsuan-Cheng	-	-	-	-	-	
Limit								
15.00%	Team Totals			37	6	22	65	47.69

Scoring Block	Rk	No.	Name	Kill Blocks	Faults	Rebounds	Total Attempts	Avg. by Set
	1	4	CHEN Cheng-Chi	5	5	6	16	1.67
	2	11	WU Tsung-Hsuan	1	3	2	6	0.33
	2	8	CHEN Chien-Ting	1	1	2	4	0.33
	2	9	KAO Wei-Cheng	1	1	1	3	0.33
		12	SUNG Po-Ting	-	4	3	7	-
		2	JHANG Yun-Liang	-	-	-	-	-
		3	LIU Chia-Chang	-	-	-	-	-
		6	CHANG Ching-Hsiang	-	-	-	-	-
		7	SHIH Hsiu-Chih	-	-	-	-	-
		10	SU Hou-Chen	-	-	-	-	-
	19	LIN Yu-Cheng	-	-	-	-	-	
	20	CHIAO Hsuan-Cheng	-	-	-	-	-	
Team Totals				8	14	14	36	2.67

Scoring Service	Rk	No.	Name	Aces	Faults	Serve Hits	Total Attempts	Avg. by Set
	1	11	WU Tsung-Hsuan	5	2	5	12	1.67
	2	7	SHIH Hsiu-Chih	4	1	19	24	1.33
	3	4	CHEN Cheng-Chi	1	-	7	8	0.33
		9	KAO Wei-Cheng	-	2	11	13	-
		12	SUNG Po-Ting	-	-	10	10	-
		8	CHEN Chien-Ting	-	-	5	5	-
		6	CHANG Ching-Hsiang	-	1	-	1	-
		19	LIN Yu-Cheng	-	-	1	1	-
		2	JHANG Yun-Liang	-	-	-	-	-
		3	LIU Chia-Chang	-	-	-	-	-
	10	SU Hou-Chen	-	-	-	-	-	
	20	CHIAO Hsuan-Cheng	-	-	-	-	-	
Team Totals				10	6	58	74	3.33

Team	Opponent Errors & Team Faults	57	-		
------	-------------------------------	----	---	--	--



SUN 7 JUL 2019


Start Time 11:58 - End Time 13:17


Match Duration: 1h19


Match Statistics

P3

TPE - Chinese Taipei

Non-Scoring Dig	Rk	No.	Name	Digs	Faults	Receptions	Total Attempts	Avg. by Set
	1	2	JHANG Yun-Liang	8	1	1	10	8.00
	2	10	SU Hou-Chen	2	2	2	6	2.00
	3	12	SUNG Po-Ting	5	1	1	7	1.67
	4	9	KAO Wei-Cheng	4	-	2	6	1.33
	5	7	SHIH Hsiu-Chih	3	3	-	6	1.00
	6	11	WU Tsung-Hsuan	1	2	1	4	0.33
		4	CHEN Cheng-Chi	-	-	1	1	-
		8	CHEN Chien-Ting	-	-	1	1	-
		3	LIU Chia-Chang	-	-	-	-	-
		6	CHANG Ching-Hsiang	-	-	-	-	-
		19	LIN Yu-Cheng	-	-	-	-	-
		20	CHIAO Hsuan-Cheng	-	-	-	-	-
	Team Totals				23	9	9	41

Non-Scoring Set	Rk	No.	Name	Running Sets	Faults	Still Sets	Total Attempts	Avg. by Set
	1	7	SHIH Hsiu-Chih	45	2	8	55	15.00
	2	3	LIU Chia-Chang	3	-	3	6	3.00
	3	2	JHANG Yun-Liang	1	-	1	2	1.00
	3	10	SU Hou-Chen	1	-	-	1	1.00
	5	9	KAO Wei-Cheng	1	-	1	2	0.33
	5	12	SUNG Po-Ting	1	-	-	1	0.33
		4	CHEN Cheng-Chi	-	-	1	1	-
		6	CHANG Ching-Hsiang	-	-	-	-	-
		8	CHEN Chien-Ting	-	-	-	-	-
		11	WU Tsung-Hsuan	-	-	-	-	-
		19	LIN Yu-Cheng	-	-	-	-	-
		20	CHIAO Hsuan-Cheng	-	-	-	-	-
	Team Totals				52	2	14	68

Non-Scoring Reception	Rk	No.	Name	Excellents	Faults	Serve Receptions	Total Attempts	Succ. %
	1	9	KAO Wei-Cheng	2	-	1	3	66.67
	2	2	JHANG Yun-Liang	1	-	1	2	50.00
	3	12	SUNG Po-Ting	11	2	18	31	35.48
	4	10	SU Hou-Chen	1	-	6	7	14.29
		3	LIU Chia-Chang	-	-	-	-	-
		4	CHEN Cheng-Chi	-	-	-	-	-
		6	CHANG Ching-Hsiang	-	-	-	-	-
		7	SHIH Hsiu-Chih	-	-	-	-	-
		8	CHEN Chien-Ting	-	-	-	-	-
		11	WU Tsung-Hsuan	-	-	-	-	-
		19	LIN Yu-Cheng	-	-	-	-	-
		20	CHIAO Hsuan-Cheng	-	-	-	-	-
	Limit							
25.00%				15	2	26	43	34.88





SUN 7 JUL 2019
Start Time 11:58 - End Time 13:17
Match Duration: 1h19


Match Statistics

P3

HKG - Hong Kong

Scoring Spike	Rk	No.	Name	Spikes	Faults	Shots	Total Attempts	Eff %
	1	12	TAI Kam Fung	2	-	-	2	100.00
	2	18	POON Chi Leung	5	1	2	8	50.00
	3	13	AU Chin To	6	2	12	20	20.00
	4	6	SO Chun Hin	8	4	9	21	19.05
	5	7	TANG Bo Yeung	5	3	3	11	18.18
		11	LEUNG Ho Yin	3	5	4	12	
		17	CHEUNG Yi Kit	1	2	1	4	
		10	KWOK Yin Chun	-	2	-	2	
		8	LEE Ho Man	-	-	-	-	
		15	LAU Chi Wing	-	-	-	-	
Limit		20	MAN Chun Hin	-	-	-	-	
15.00%	Team Totals			30	19	31	80	13.75

Scoring Block	Rk	No.	Name	Kill Blocks	Faults	Rebounds	Total Attempts	Avg. by Set
	1	7	TANG Bo Yeung	2	4	2	8	0.67
	2	18	POON Chi Leung	1	3	1	5	0.33
		11	LEUNG Ho Yin	-	2	2	4	
		6	SO Chun Hin	-	1	1	2	
		10	KWOK Yin Chun	-	2	-	2	
		12	TAI Kam Fung	-	-	2	2	
		13	AU Chin To	-	1	-	1	
		8	LEE Ho Man	-	-	-	-	
		15	LAU Chi Wing	-	-	-	-	
		17	CHEUNG Yi Kit	-	-	-	-	
	20	MAN Chun Hin	-	-	-	-		
	Team Totals			3	13	8	24	1.00

Scoring Service	Rk	No.	Name	Aces	Faults	Serve Hits	Total Attempts	Avg. by Set
	1	6	SO Chun Hin	2	-	8	10	0.67
		12	TAI Kam Fung	-	2	10	12	
		7	TANG Bo Yeung	-	2	6	8	
		18	POON Chi Leung	-	1	4	5	
		11	LEUNG Ho Yin	-	-	4	4	
		13	AU Chin To	-	1	3	4	
		10	KWOK Yin Chun	-	-	3	3	
		15	LAU Chi Wing	-	-	2	2	
		17	CHEUNG Yi Kit	-	-	1	1	
		8	LEE Ho Man	-	-	-	-	
	20	MAN Chun Hin	-	-	-	-		
	Team Totals			2	6	41	49	0.67

Team	Opponent Errors & Team Faults	36	-		
------	-------------------------------	----	---	--	--



SUN 7 JUL 2019


Start Time 11:58 - End Time 13:17


Match Duration: 1h19


Match Statistics

P3

HKG - Hong Kong

Non-Scoring Dig	Rk	No.	Name	Digs	Faults	Receptions	Total Attempts	Avg. by Set
	1	8	LEE Ho Man	4	6	9	19	4.00
	2	11	LEUNG Ho Yin	2	3	-	5	0.67
	3	6	SO Chun Hin	1	2	2	5	0.33
	3	7	TANG Bo Yeung	1	1	2	4	0.33
		12	TAI Kam Fung	-	-	3	3	-
		13	AU Chin To	-	-	1	1	-
		15	LAU Chi Wing	-	1	-	1	-
		18	POON Chi Leung	-	1	-	1	-
		10	KWOK Yin Chun	-	-	-	-	-
		17	CHEUNG Yi Kit	-	-	-	-	-
	20	MAN Chun Hin	-	-	-	-	-	
Team Totals				8	14	17	39	2.67

Non-Scoring Set	Rk	No.	Name	Running Sets	Faults	Still Sets	Total Attempts	Avg. by Set
	1	12	TAI Kam Fung	37	3	10	50	12.33
	2	15	LAU Chi Wing	10	-	6	16	10.00
	3	8	LEE Ho Man	5	-	2	7	5.00
	4	7	TANG Bo Yeung	1	-	-	1	0.33
	4	10	KWOK Yin Chun	1	-	-	1	0.33
		11	LEUNG Ho Yin	-	-	1	1	-
		17	CHEUNG Yi Kit	-	-	1	1	-
		6	SO Chun Hin	-	-	-	-	-
		13	AU Chin To	-	-	-	-	-
		18	POON Chi Leung	-	-	-	-	-
	20	MAN Chun Hin	-	-	-	-	-	
Team Totals				54	3	20	77	18.00

Non-Scoring Reception	Rk	No.	Name	Excellents	Faults	Serve Receptions	Total Attempts	Succ. %	
	1	12	TAI Kam Fung	1	-	-	1	100.00	
	2	8	LEE Ho Man	7	-	6	13	53.85	
	3	10	KWOK Yin Chun	6	2	8	16	37.50	
	4	11	LEUNG Ho Yin	5	4	12	21	23.81	
	5	13	AU Chin To	4	4	9	17	23.53	
		6	SO Chun Hin	-	-	-	-	-	
		7	TANG Bo Yeung	-	-	-	-	-	
		15	LAU Chi Wing	-	-	-	-	-	
		17	CHEUNG Yi Kit	-	-	-	-	-	
		18	POON Chi Leung	-	-	-	-	-	
	20	MAN Chun Hin	-	-	-	-	-		
Limit									
25.00%	Team Totals				23	10	35	68	33.82

LEGEND

Avg. Average

Eff. Efficiency

No. Shirt Number

Rk Rank

Suc Success %



SUN 7 JUL 2019
Start Time 17:30

Start List

UKR vs CZE

P1

First Refere REJAEYAN (FRA)

Second Refere GRIEDER (SUI)

UKR - Ukraine

Shirt colour Blue

No.	Name	Shirt Name	Pos.	Han.	Height	Weight	Highest Reac		Date of Birth	Tournament Totals				
							Spike cm	Block cm		Spik	Bloc	Serv	Total	%
1	HOLOVEN Oleksii		S		1.98	88	310	290	12 JAN 1999	0	0	2	2	6.25
2	KLOCHKO Kyrylo		L		1.90	80	320	345	9 DEC 1996	12	1	0	13	40.63
3	MAZENKO Bohdan		MB		1.98	86	310	295	18 MAY 199	0	0	0	0	0
4	OSTAPENKO Volodymyr		MB		1.90	80	320	345	30 JUL 1998	7	2	0	9	28.13
5	KISILIUK Yevhenii		WS		1.97	92	320	300	27 JAN 1995	20	1	1	22	68.75
6	ZHUKOV Borys		WS		1.98	88	317	300	6 AUG 1996	1	0	0	1	3.13
7	KRYVOBOK Ivan		OS		1.95	100	340	320	27 MAY 199	0	0	0	0	0
8	KHOMYN Mykola		S		1.97	93	320	300	8 MAR 1995	0	0	0	0	0
9	ONIPKO Bohdan		OS		1.90	80	320	345	14 DEC 199	0	0	0	0	0
10	SOTNYK Nik		OS		1.92	89	310	290	10 JUN 1996	14	1	0	15	46.88
11	KRAIEVSKYI Viktor		L		1.89	85	320	300	12 JAN 1994	0	0	0	0	0
12	KLEPKO Heorhii		MB		2.00	91	325	305	12 FEB 1997	6	2	0	8	25.00

Coac KOPYLOV Valerii

Assista SLYNCHUK Ivan

Phase	Opponent	Sets	Points per Set
Preliminary - Group	TPE	2 - 3	22 - 25, 25 - 15, 25 - 22, 17 - 25.

CZE - Czech Republic

Shirt colour Red

No.	Name	Shirt Name	Pos.	Han.	Height	Weight	Highest Reac		Date of Birth	Tournament Totals				
							Spike cm	Block cm		Spik	Bloc	Serv	Total	%
2	TIBITANZL Martin		MB		1.99	93	0	0	30 MAY 199	2	4	2	8	10.53
4	HLADIK Martin		OS		1.96	100	0	0	29 SEP 1996	45	5	2	52	68.42
5	MOTYCKA Jakub		WS		1.92	82	0	0	26 MAY 199	0	0	0	0	0
6	KUPILIK Filip		S		1.88	82	0	0	10 NOV 199	0	0	0	0	0
7	SULC Marek		WS		1.90	85	0	0	15 FEB 1998	12	3	0	15	19.74
8	KRAFFER Jiri		WS		1.92	88	0	0	6 JUN 1996	4	0	0	4	5.26
9	BARTOS Pavel (C)		S		1.91	84	0	0	20 APR 1994	2	3	0	5	6.58
10	JAKUBEC Vit		MB		2.02	80	0	0	28 FEB 1996	0	0	0	0	0
11	JANKU David		WS		1.93	92	0	0	16 JUN 1995	25	3	3	31	40.79
12	MIKULENKA Vladimir		MB		1.98	93	0	0	30 OCT 199	7	6	1	14	18.42
13	INDRA Patrik		OS		2.00	90	0	0	8 DEC 1997	3	0	0	3	3.95
16	KOVARIK Michael		L		1.90	80	0	0	19 NOV 199	0	0	0	0	0

Coac POUR AROJI Ali / VASINA Lubomir

Assista MELICHAREK Zdenek

Phase	Opponent	Sets	Points per Set
Preliminary - Group	CHI	3 - 0	25 - 13, 25 - 15, 30 - 28
Preliminary - Group	TPE	3 - 1	25 - 23, 25 - 18, 24 - 26, 25 - 21

LEGEND

% Percentage of total team s (C) Team Captain
 LH Left Handed MB Middle blocker BH Both Handed
 PR Preliminary RH Right Handed No. Shirt Number OS Opposite hitter
 S Setter WS Outside hitter L Libero
 Pos Playing Position



SUN 7 JUL 2019
Start Time 17:29 - End Time 19:33
Match Duration 2h3

Results
P2

UKR vs CZE
1 3

Team	Sets	1	2	3	4	Total
UKR	1	28	13	21	22	84
CZE	3	26	25	25	25	101
	Playing Time	31min	23min	30min	30min	1h54

First Refere REJAEYAN (FRA)

Second Refere GRIEDER (SUI)

UKR - Ukraine								
No.	Name	Pos	1	2	3	4	5	Pts
1	HOLOVEN Oleksii	S		8	8			
2	KLOCHKO Kyrylo	L	L	L	L	L		
3	MAZENKO Bohdan	MB	4					
4	OSTAPENKO Volodymyr	MB	1	6	1	6		7
5	KISILIUК Yevhenii	WS	3	2	3	2		12
6	ZHUKOV Borys	WS	6	5	6	5		10
7	KRYVOBOK Ivan	OS	5	4	5	4		12
8	KHOMYN Mykola	S	2	1	2	1		2
9	ONIPKO Bohdan	OS		7				
10	SOTNYK Nik	OS				7		3
11	KRAIEVSKYI Viktor	L						
12	KLEPKO Heorhii	MB	3	3	4	3		10

Coach KOPYLOV Valerii
Assistant Coach SLYNCHUK Ivan

CZE - Czech Republic								
No.	Name	Pos	1	2	3	4	5	Pts
2	TIBITANZL Martin	MB	3	3	3	3		6
4	HLADIK Martin	OS	4	4	4	8		13
5	MOTYCKA Jakub	WS						
6	KUPILIK Filip	S						
7	SULC Marek	WS	5					1
8	KRAFFER Jiri	WS	4	5	5	5		10
9	BARTOS Pavel (C)	S	1	1	1	1		3
10	JAKUBEC Vit	MB	2		2			
11	JANKU David	WS	2	2	2	2		22
12	MIKULENKA Vladimír	MB	6	6	6	6		5
13	INDRA Patrik	OS	9		4	4		15
16	KOVARIK Michael	L	L	L	L	L		

Coach POUR AROJI Ali / VASINA Lubomir
Assistant Coach MELICHAREK Zdenek

TEAM AND PLAYER PERFORMANCES

Won	Total Atts	No. Name	Scoring Skills	Won	Total Atts	No. Name
42	108	Total Team	Spike	60	126	Total Team
11	30	7 KRYVOBOK Ivan		17	40	11 JANKU David
9	23	5 KISILIUК Yevhenii		14	24	13 INDRA Patrik
8	24	6 ZHUKOV Borys		10	21	4 HLADIK Martin
11	61	Total Team	Block	10	43	Total Team
4	13	12 KLEPKO Heorhii		3	5	4 HLADIK Martin
2	8	6 ZHUKOV Borys		2	10	2 TIBITANZL Martin
2	10	4 OSTAPENKO Volodymyr		2	6	8 KRAFFER Jiri
3	85	Total Team	Serve	5	100	Total Team
2	15	5 KISILIUК Yevhenii		3	23	11 JANKU David
1	13	12 KLEPKO Heorhii		1	19	9 BARTOS Pavel
				1	9	13 INDRA Patrik
60		Total Team	Opp. Error	75		Total Team
116	254	Total Team	Total	150	269	Total Team
12	54	5 KISILIUК Yevhenii	Best Scorer	22	69	11 JANKU David

LEGEND

(C) Team Captain
nn Substitute where nn = shirt number of outgoing player
MB Middle blocker
OS Opposite hitter
S Setter
n Starting line-up where n= starting position on court
Atts Attempts
No. Shirt Number
Pos Playing Position
WS Outside hitter
L Substitute Libero
L Libero
Opp Opponent
Pts Points scored



SUN 7 JUL 2019

Start Time 17:29 - End Time 19:33

Match Duration: 2h3

Match Statistics

P3


UKR vs CZE
1 3


Team	Sets	1	2	3	4	Total
UKR	1	28	13	21	22	84
CZE	3	26	25	25	25	101
	Playing Time	31min	23min	30min	30min	1h54


First Refere REJAEYAN (FRA)

Second Refere GRIEDER (SUI)

UKR - Ukraine

Scoring Spike	Rk	No.	Name	Spikes	Faults	Shots	Total Attempts	Eff %
	1	12	KLEPKO Heorhii	5	-	2	7	71.43
	2	8	KHOMYN Mykola	1	-	1	2	50.00
	3	4	OSTAPENKO Volodymyr	5	1	5	11	36.36
	4	6	ZHUKOV Borys	8	3	13	24	20.83
	5	7	KRYVOBOK Ivan	11	6	13	30	16.67
		5	KISILIUК Yevhenii	9	6	8	23	
		10	SOTNYK Nik	3	2	3	8	
		9	ONIPKO Bohdan	-	2	1	3	
		1	HOLOVEN Oleksii	-	-	-	-	
		2	KLOCHKO Kyrylo	-	-	-	-	
		3	MAZENKO Bohdan	-	-	-	-	
	11	KRAIEVSKYI Viktor	-	-	-	-		
Limit								
15.00%								
Team Totals				42	20	46	108	20.37

Scoring Block	Rk	No.	Name	Kill Blocks	Faults	Rebounds	Total Attempts	Avg. by Set
	1	12	KLEPKO Heorhii	4	7	2	13	1.00
	2	4	OSTAPENKO Volodymyr	2	6	2	10	0.50
	2	6	ZHUKOV Borys	2	4	2	8	0.50
	4	5	KISILIUК Yevhenii	1	8	7	16	0.25
	4	8	KHOMYN Mykola	1	1	3	5	0.25
	4	7	KRYVOBOK Ivan	1	2	-	3	0.25
		3	MAZENKO Bohdan	-	1	1	2	
		1	HOLOVEN Oleksii	-	1	-	1	
		2	KLOCHKO Kyrylo	-	-	1	1	
		9	ONIPKO Bohdan	-	-	1	1	
		10	SOTNYK Nik	-	-	1	1	
	11	KRAIEVSKYI Viktor	-	-	-	-		
Team Totals				11	30	20	61	2.75

Scoring Service	Rk	No.	Name	Aces	Faults	Serve Hits	Total Attempts	Avg. by Set
	1	5	KISILIUК Yevhenii	2	3	10	15	0.50
	2	12	KLEPKO Heorhii	1	1	11	13	0.25
		8	KHOMYN Mykola	-	-	16	16	
		6	ZHUKOV Borys	-	4	7	11	
		7	KRYVOBOK Ivan	-	2	8	10	
		4	OSTAPENKO Volodymyr	-	1	8	9	
		10	SOTNYK Nik	-	1	3	4	
		1	HOLOVEN Oleksii	-	-	3	3	
		3	MAZENKO Bohdan	-	-	3	3	
		9	ONIPKO Bohdan	-	-	1	1	
		2	KLOCHKO Kyrylo	-	-	-	-	
	11	KRAIEVSKYI Viktor	-	-	-	-		
Team Totals				3	12	70	85	0.75

Team	Opponent Errors & Team Faults	60	1		



SUN 7 JUL 2019


Start Time 17:29 - End Time 19:33


Match Duration: 2h3


Match Statistics

P3

UKR - Ukraine

Non-Scoring Dig	Rk	No.	Name	Digs	Faults	Receptions	Total Attempts	Avg. by Set
	1	2	KLOCHKO Kyrilo	4	5	9	18	4.00
	2	6	ZHUKOV Borys	3	3	3	9	0.75
	3	8	KHOMYN Mykola	1	6	8	15	0.25
	3	4	OSTAPENKO Volodymyr	1	-	-	1	0.25
		5	KISILIUk Yevhenii	-	1	4	5	
		7	KRYVOBOK Ivan	-	-	4	4	
		1	HOLOVEN Oleksii	-	-	1	1	
		3	MAZENKO Bohdan	-	-	1	1	
		9	ONIPKO Bohdan	-	-	1	1	
		10	SOTNYK Nik	-	1	-	1	
		12	KLEPKO Heorhii	-	-	1	1	
	11	KRAIEVSKYI Viktor	-	-	-	-		
Team Totals				9	16	32	57	2.25

Non-Scoring Set	Rk	No.	Name	Running Sets	Faults	Still Sets	Total Attempts	Avg. by Set
	1	8	KHOMYN Mykola	53	2	23	78	13.25
	2	1	HOLOVEN Oleksii	10	-	6	16	5.00
	3	2	KLOCHKO Kyrilo	2	-	4	6	2.00
	4	5	KISILIUk Yevhenii	2	-	2	4	0.50
	4	6	ZHUKOV Borys	2	-	2	4	0.50
		4	OSTAPENKO Volodymyr	-	-	2	2	
		7	KRYVOBOK Ivan	-	-	1	1	
		10	SOTNYK Nik	-	-	1	1	
		3	MAZENKO Bohdan	-	-	-	-	
		9	ONIPKO Bohdan	-	-	-	-	
		11	KRAIEVSKYI Viktor	-	-	-	-	
		12	KLEPKO Heorhii	-	-	-	-	
Team Totals				69	2	41	112	17.25

Non-Scoring Reception	Rk	No.	Name	Excellents	Faults	Serve Receptions	Total Attempts	Succ. %
	1	2	KLOCHKO Kyrilo	15	2	15	32	46.88
	2	6	ZHUKOV Borys	7	1	14	22	31.82
	3	5	KISILIUk Yevhenii	7	2	20	29	24.14
		1	HOLOVEN Oleksii	-	-	-	-	
		3	MAZENKO Bohdan	-	-	-	-	
		4	OSTAPENKO Volodymyr	-	-	-	-	
		7	KRYVOBOK Ivan	-	-	-	-	
		8	KHOMYN Mykola	-	-	-	-	
		9	ONIPKO Bohdan	-	-	-	-	
		10	SOTNYK Nik	-	-	-	-	
		11	KRAIEVSKYI Viktor	-	-	-	-	
		12	KLEPKO Heorhii	-	-	-	-	
Limit								
25.00%	Team Totals			29	5	49	83	34.94



SUN 7 JUL 2019


Start Time 17:29 - End Time 19:33


Match Duration: 2h3


Match Statistics

P3

CZE - Czech Republic

Scoring Spike	Rk	No.	Name	Spikes	Faults	Shots	Total Attempts	Eff %	
	1	9	BARTOS Pavel	1	-	1	2	50.00	
	2	8	KRAFFER Jiri	8	2	4	14	42.86	
	3	12	MIKULENKA Vladimir	5	1	4	10	40.00	
	4	13	INDRA Patrik	14	5	5	24	37.50	
	5	11	JANKU David	17	4	19	40	32.50	
	6	4	HLADIK Martin	10	4	7	21	28.57	
	7	7	SULC Marek	1	-	3	4	25.00	
		2	TIBITANZL Martin	4	2	5	11		
		5	MOTYCKA Jakub	-	-	-	-		
		6	KUPILIK Filip	-	-	-	-		
		10	JAKUBEC Vit	-	-	-	-		
		16	KOVARIK Michael	-	-	-	-		
	Limit								
	15.00%	Team Totals			60	18	48	126	33.33

Scoring Block	Rk	No.	Name	Kill Blocks	Faults	Rebounds	Total Attempts	Avg. by Set	
	1	4	HLADIK Martin	3	-	2	5	0.75	
	2	2	TIBITANZL Martin	2	6	2	10	0.50	
	2	8	KRAFFER Jiri	2	2	2	6	0.50	
	2	11	JANKU David	2	2	2	6	0.50	
	5	9	BARTOS Pavel	1	2	2	5	0.25	
		12	MIKULENKA Vladimir	-	5	2	7		
		13	INDRA Patrik	-	2	1	3		
		7	SULC Marek	-	-	1	1		
		5	MOTYCKA Jakub	-	-	-	-		
		6	KUPILIK Filip	-	-	-	-		
		10	JAKUBEC Vit	-	-	-	-		
		16	KOVARIK Michael	-	-	-	-		
	Team Totals				10	19	14	43	2.50

Scoring Service	Rk	No.	Name	Aces	Faults	Serve Hits	Total Attempts	Avg. by Set	
	1	11	JANKU David	3	9	11	23	0.75	
	2	13	INDRA Patrik	1	1	7	9	0.33	
	3	9	BARTOS Pavel	1	-	18	19	0.25	
		12	MIKULENKA Vladimir	-	-	15	15		
		2	TIBITANZL Martin	-	2	11	13		
		8	KRAFFER Jiri	-	1	9	10		
		4	HLADIK Martin	-	3	5	8		
		7	SULC Marek	-	-	3	3		
		5	MOTYCKA Jakub	-	-	-	-		
		6	KUPILIK Filip	-	-	-	-		
		10	JAKUBEC Vit	-	-	-	-		
		16	KOVARIK Michael	-	-	-	-		
	Team Totals				5	16	79	100	1.25

Team	Opponent Errors & Team Faults			
		75	-	



SUN 7 JUL 2019


Start Time 17:29 - End Time 19:33


Match Duration: 2h3


Match Statistics

P3

CZE - Czech Republic

Non-Scoring Dig	Rk	No.	Name	Digs	Faults	Receptions	Total Attempts	Avg. by Set
	1	16	KOVARIK Michael	3	2	10	15	3.00
	2	11	JANKU David	4	2	4	10	1.00
	2	7	SULC Marek	1	4	-	5	1.00
	4	13	INDRA Patrik	2	-	1	3	0.67
	5	9	BARTOS Pavel	2	1	5	8	0.50
	5	2	TIBITANZL Martin	2	-	3	5	0.50
	7	12	MIKULENKA Vladimir	1	1	2	4	0.25
		8	KRAFFER Jiri	-	3	3	6	
		4	HLADIK Martin	-	-	1	1	
		5	MOTYCKA Jakub	-	-	-	-	
	6	KUPILIK Filip	-	-	-	-		
	10	JAKUBEC Vit	-	-	-	-		
Team Totals				15	13	29	57	3.75

Non-Scoring Set	Rk	No.	Name	Running Sets	Faults	Still Sets	Total Attempts	Avg. by Set
	1	9	BARTOS Pavel	73	1	23	97	18.25
	2	16	KOVARIK Michael	2	1	4	7	2.00
	3	13	INDRA Patrik	1	-	1	2	0.33
	4	11	JANKU David	1	-	1	2	0.25
		2	TIBITANZL Martin	-	-	3	3	
		8	KRAFFER Jiri	-	-	2	2	
		12	MIKULENKA Vladimir	-	-	1	1	
		4	HLADIK Martin	-	-	-	-	
		5	MOTYCKA Jakub	-	-	-	-	
		6	KUPILIK Filip	-	-	-	-	
	7	SULC Marek	-	-	-	-		
	10	JAKUBEC Vit	-	-	-	-		
Team Totals				77	2	35	114	19.25

Non-Scoring Reception	Rk	No.	Name	Excellents	Faults	Serve Receptions	Total Attempts	Succ. %
	1	16	KOVARIK Michael	14	-	4	18	77.78
	2	7	SULC Marek	6	-	2	8	75.00
	3	8	KRAFFER Jiri	13	2	6	21	61.90
	4	11	JANKU David	12	1	12	25	48.00
		12	MIKULENKA Vladimir	-	-	1	1	
		2	TIBITANZL Martin	-	-	-	-	
		4	HLADIK Martin	-	-	-	-	
		5	MOTYCKA Jakub	-	-	-	-	
		6	KUPILIK Filip	-	-	-	-	
		9	BARTOS Pavel	-	-	-	-	
	10	JAKUBEC Vit	-	-	-	-		
	13	INDRA Patrik	-	-	-	-		
Limit								
25.00%	Team Totals			45	3	25	73	61.64

LEGEND

Avg. Average

Eff. Efficiency

No. Shirt Number

Rk Rank

Suc Success %



MON 8 JUL 2019
Start Time 12:00

Start List

CHI vs TPE

P1

First Referee: REJAEYAN (FRA)

Second Referee: ORMONDE (POR)

CHI - Chile

Shirt colour: Blue

No.	Name	Shirt Name	Pos.	Han.	Height	Weight	Highest Reach		Date of Birth	Tournament Totals				
							Spike cm	Block cm		Spike	Block	Serve	Total	%
1	SHILLING Jan		MB		1.90	83	290	303	3 AUG 1994	10	5	0	15	35.71
4	CASTILLO Leonardo		S		1.77	66	280	290	26 JAN 1995	3	1	0	4	9.52
5	SOTO Sebastian		L		1.78	100	280	287	9 NOV 1998	0	0	0	0	0
7	BAEZA Cristopher (C)		WS		1.97	87	288	304	21 DEC 1995	21	0	0	21	50.00
9	ARDILES Nicolas		WS		1.88	86	289	301	19 OCT 2000	9	0	0	9	21.43
11	RUIZ Benjamin		OS		1.86	86	295	303	14 JUL 1997	4	2	0	6	14.29
12	LEON Joaquin		S		1.91	93	290	297	23 OCT 1999	0	2	0	2	4.76
13	DROGUETT Vicente		WS		1.90	90	290	301	23 JUN 2000	0	0	0	0	0
14	JERIA Rodrigo		WS		1.93	93	290	300	25 APR 1996	0	0	0	0	0
16	ZENTENO Julian		MB		1.93	80	291	302	12 JUL 1999	8	1	0	9	21.43
18	BORELLI Gianluca		OS		1.91	80	290	301	25 JUN 1996	11	0	0	11	26.19
20	FUENTES Bastian		MB		1.94	96	291	305	17 APR 1998	11	4	1	16	38.10

Coach HERNANDEZ Cristian

Assistant ORELLANA Julio / SERRANO Claudio

Phase	Opponent	Sets	Points per Set
Preliminary - Group A	CZE	0 - 3	13 - 25, 15 - 25, 28 - 30
Preliminary - Group A	HKG	3 - 0	25 - 22, 34 - 32, 25 - 18

TPE - Chinese Taipei

Shirt colour: White

No.	Name	Shirt Name	Pos.	Han.	Height	Weight	Highest Reach		Date of Birth	Tournament Totals				
							Spike cm	Block cm		Spike	Block	Serve	Total	%
2	JHANG Yun-Liang		L		1.66	76	0	0	28 AUG 1998	1	0	0	1	1.10
3	LIU Chia-Chang		S		1.83	67	0	0	2 OCT 1999	0	0	0	0	0
4	CHEN Cheng-Chi		MB		1.92	85	0	0	29 JAN 1999	13	7	1	21	23.08
6	CHANG Ching-Hsiang		WS		1.88	80	0	0	12 DEC 1996	0	0	0	0	0
7	SHIH Hsiu-Chih		S		1.85	79	0	0	24 JUL 1995	1	0	7	8	8.79
8	CHEN Chien-Ting		MB		1.93	90	0	0	23 MAR 1996	3	3	0	6	6.59
9	KAO Wei-Cheng		OS		1.80	70	0	0	29 OCT 1995	40	1	1	42	46.15
10	SU Hou-Chen		L		1.81	84	0	0	14 SEP 1995	0	0	0	0	0
11	WU Tsung-Hsuan (C)		OS		1.87	84	0	0	9 JUL 1994	56	4	5	65	71.43
12	SUNG Po-Ting		WS		1.86	84	0	0	2 SEP 1998	22	3	2	27	29.67
19	LIN Yu-Cheng		MB		1.95	85	0	0	7 NOV 1999	5	0	1	6	6.59
20	CHIAO Hsuan-Cheng		WS		1.83	80	0	0	9 JUN 1999	0	0	0	0	0

Coach MORO Branislav

Assistant VULICEVIC Dejan / LIU Kuo Tai

Phase	Opponent	Sets	Points per Set
Preliminary - Group A	UKR	3 - 2	25 - 22, 15 - 25, 22 - 25, 25 - 17, 15 - 1
Preliminary - Group A	CZE	1 - 3	23 - 25, 18 - 25, 26 - 24, 21 - 25
Preliminary - Group A	HKG	3 - 0	25 - 13, 25 - 18, 25 - 17

LEGEND

%	Percentage of total team score	(C)	Team Captain	BH	Both Handed	Han.	Handedness	L	Libero
LH	Left Handed	MB	Middle blocker	No.	Shirt Number	OS	Opposite hitter	Pos	Playing Position
PR	Preliminary	RH	Right Handed	S	Setter	WS	Outside hitter		



MON 8 JUL 2019
Start Time 12:00 - End Time 13:43
Match Duration 1h43

Results
P2

CHI vs TPE
1 3

Team	Sets	1	2	3	4	Total
CHI	1	25	18	14	9	66
TPE	3	22	25	25	25	97
	Playing Time	29min	23min	23min	17min	1h32

First Referee: REJAEYAN (FRA)

Second Referee: ORMONDE (POR)

CHI - Chile							
No.	Name	Pos.	1	2	3	4	5 Pts
1	SHILLING Jan	MB	4	3	4	3	3
4	CASTILLO Leonardo	S	2	1		1	
5	SOTO Sebastian	L	L	L	L	L	
7	BAEZA Cristopher (C)	WS	3	2	3	2	10
9	ARDILES Nicolas	WS	6	5	6	5	5
11	RUIZ Benjamin	OS	4	4	5	4	7
12	LEON Joaquin	S	18	18	2	18	1
13	DROGUETT Vicente	WS					
14	JERIA Rodrigo	WS			7	7	
16	ZENTENO Julian	MB	20	6			1
18	BORELLI Gianluca	OS	5	4		4	9
20	FUENTES Bastian	MB	1		1	6	2

TPE - Chinese Taipei							
No.	Name	Pos.	1	2	3	4	5 Pts
2	JHANG Yun-Liang	L	L	L	L	L	
3	LIU Chia-Chang	S					
4	CHEN Cheng-Chi	MB	3	3	3	3	7
6	CHANG Ching-Hsiang	WS					
7	SHIH Hsiu-Chih	S	1	1	1	1	3
8	CHEN Chien-Ting	MB	6				
9	KAO Wei-Cheng	OS	2	2	2	2	9
10	SU Hou-Chen	L	L	L			
11	WU Tsung-Hsuan (C)	OS	4	4	4	4	25
12	SUNG Po-Ting	WS	5	5	5	5	18
19	LIN Yu-Cheng	MB		6	6	6	6
20	CHIAO Hsuan-Cheng	WS					

Coach HERNANDEZ Cristian
Assistant Coach ORELLANA Julio / SERRANO Claudio

Coach MORO Branislav
Assistant Coach VULICEVIC Dejan / LIU Kuo Tai

TEAM AND PLAYER PERFORMANCES

Won	Total Atts	No. Name	Scoring Skills	Won	Total Atts	No. Name
32	102	Total Team	Spike	53	96	Total Team
8	15	7 BAEZA Cristopher		21	31	11 WU Tsung-Hsuan
8	25	18 BORELLI Gianluca		14	25	12 SUNG Po-Ting
6	27	11 RUIZ Benjamin		8	23	9 KAO Wei-Cheng
5	25	Total Team	Block	10	30	Total Team
2	3	7 BAEZA Cristopher		2	3	11 WU Tsung-Hsuan
1	1	12 LEON Joaquin		2	3	7 SHIH Hsiu-Chih
1	4	11 RUIZ Benjamin		2	4	12 SUNG Po-Ting
1	67	Total Team	Serve	5	96	Total Team
1	6	18 BORELLI Gianluca		2	22	11 WU Tsung-Hsuan
				2	18	12 SUNG Po-Ting
				1	11	19 LIN Yu-Cheng
37		Total Team	Opp. Error	49		Total Team
75	194	Total Team	Total	117	222	Total Team
10	26	7 BAEZA Cristopher	Best Scorer	25	56	11 WU Tsung-Hsuan

LEGEND

(C) Team Captain
nn Substitute where nn = shirt number of outgoing player
MB Middle blocker
OS Opposite hitter
S Setter
n Starting line-up where n= starting position on court
Atts Attempts
No. Shirt Number
Pos Playing Position
WS Outside hitter
L Substitute Libero
L Libero
Opp. Opponent
Pts Points scored



MON 8 JUL 2019

Start Time 12:00 - End Time 13:43

Match Duration: 1h43

Match Statistics

P3

CHI vs TPE


1 3


Team	Sets	1	2	3	4	Total
CHI	1	25	18	14	9	66
TPE	3	22	25	25	25	97
	Playing Time	29min	23min	23min	17min	1h32


First Referee: REJAEYAN (FRA)

Second Referee: ORMONDE (POR)

CHI - Chile

Scoring Spike	Rk	No.	Name	Spikes	Faults	Shots	Total Attempts	Eff %
	1	7	BAEZA Christopher	8	3	4	15	33.33
	2	9	ARDILES Nicolas	4	2	6	12	16.67
	2	1	SHILLING Jan	3	2	1	6	16.67
		18	BORELLI Gianluca	8	7	10	25	
		11	RUIZ Benjamin	6	4	17	27	
		20	FUENTES Bastian	2	2	3	7	
		16	ZENTENO Julian	1	1	2	4	
		14	JERIA Rodrigo	-	1	3	4	
		4	CASTILLO Leonardo	-	-	1	1	
		12	LEON Joaquin	-	-	1	1	
		5	SOTO Sebastian	-	-	-	-	
		13	DROGUETT Vicente	-	-	-	-	
	Limit							
15.00%	Team Totals			32	22	48	102	

Scoring Block	Rk	No.	Name	Kill Blocks	Faults	Rebounds	Total Attempts	Avg. by Set
	1	7	BAEZA Christopher	2	1	-	3	0.50
	2	11	RUIZ Benjamin	1	1	2	4	0.25
	2	9	ARDILES Nicolas	1	1	-	2	0.25
	2	12	LEON Joaquin	1	-	-	1	0.25
		20	FUENTES Bastian	-	4	3	7	
		1	SHILLING Jan	-	3	-	3	
		14	JERIA Rodrigo	-	2	-	2	
		16	ZENTENO Julian	-	1	1	2	
		18	BORELLI Gianluca	-	-	1	1	
		4	CASTILLO Leonardo	-	-	-	-	
		5	SOTO Sebastian	-	-	-	-	
		13	DROGUETT Vicente	-	-	-	-	
		Team Totals			5	13	7	25

Scoring Service	Rk	No.	Name	Aces	Faults	Serve Hits	Total Attempts	Avg. by Set
	1	18	BORELLI Gianluca	1	2	3	6	0.33
		1	SHILLING Jan	-	1	14	15	
		4	CASTILLO Leonardo	-	2	10	12	
		9	ARDILES Nicolas	-	3	7	10	
		7	BAEZA Christopher	-	1	7	8	
		20	FUENTES Bastian	-	2	3	5	
		12	LEON Joaquin	-	-	4	4	
		16	ZENTENO Julian	-	-	3	3	
		11	RUIZ Benjamin	-	1	1	2	
		14	JERIA Rodrigo	-	-	2	2	
		5	SOTO Sebastian	-	-	-	-	
		13	DROGUETT Vicente	-	-	-	-	
		Team Totals			1	12	54	67

Team	Opponent Errors & Team Faults	37	-		
------	-------------------------------	----	---	--	--



MON 8 JUL 2019


Start Time 12:00 - End Time 13:43


Match Duration: 1h43


Match Statistics

P3

CHI - Chile

Non-Scoring Dig	Rk	No.	Name	Digs	Faults	Receptions	Total Attempts	Avg. by Set
		5	SOTO Sebastian	-	1	8	9	
		9	ARDILES Nicolas	-	-	4	4	
		18	BORELLI Gianluca	-	2	-	2	
		1	SHILLING Jan	-	-	1	1	
		4	CASTILLO Leonardo	-	-	1	1	
		7	BAEZA Christopher	-	-	1	1	
		11	RUIZ Benjamin	-	1	-	1	
		12	LEON Joaquin	-	-	1	1	
		14	JERIA Rodrigo	-	1	-	1	
		16	ZENTENO Julian	-	1	-	1	
		13	DROGUETT Vicente	-	-	-	-	
		20	FUENTES Bastian	-	-	-	-	
Team Totals				-	6	16	22	

Non-Scoring Set	Rk	No.	Name	Running Sets	Faults	Still Sets	Total Attempts	Avg. by Set
		12	LEON Joaquin	-	1	-	1	
		1	SHILLING Jan	-	-	-	-	
		4	CASTILLO Leonardo	-	-	-	-	
		5	SOTO Sebastian	-	-	-	-	
		7	BAEZA Christopher	-	-	-	-	
		9	ARDILES Nicolas	-	-	-	-	
		11	RUIZ Benjamin	-	-	-	-	
		13	DROGUETT Vicente	-	-	-	-	
		14	JERIA Rodrigo	-	-	-	-	
		16	ZENTENO Julian	-	-	-	-	
		18	BORELLI Gianluca	-	-	-	-	
		20	FUENTES Bastian	-	-	-	-	
Team Totals				-	1	-	1	

Non-Scoring Reception	Rk	No.	Name	Excellents	Faults	Serve Receptions	Total Attempts	Succ. %
	1	18	BORELLI Gianluca	1	-	-	1	100.00
	2	14	JERIA Rodrigo	7	1	4	12	58.33
	3	9	ARDILES Nicolas	6	-	5	11	54.55
	4	1	SHILLING Jan	2	-	3	5	40.00
	5	5	SOTO Sebastian	11	1	18	30	36.67
		7	BAEZA Christopher	4	3	14	21	
		4	CASTILLO Leonardo	-	-	2	2	
		11	RUIZ Benjamin	-	-	-	-	
		12	LEON Joaquin	-	-	-	-	
		13	DROGUETT Vicente	-	-	-	-	
		16	ZENTENO Julian	-	-	-	-	
		20	FUENTES Bastian	-	-	-	-	
Limit	25.00%							
Team Totals				31	5	46	82	37.80





MON 8 JUL 2019
Start Time 12:00 - End Time 13:43
Match Duration: 1h43


Match Statistics

P3

TPE - Chinese Taipei

Scoring Spike	Rk	No.	Name	Spikes	Faults	Shots	Total Attempts	Eff %	
	1	7	SHIH Hsiu-Chih	1	-	-	1	100.00	
	2	4	CHEN Cheng-Chi	6	1	1	8	62.50	
	3	11	WU Tsung-Hsuan	21	4	6	31	54.84	
	4	12	SUNG Po-Ting	14	2	9	25	48.00	
	5	19	LIN Yu-Cheng	3	1	2	6	33.33	
		9	KAO Wei-Cheng	8	6	9	23		
		8	CHEN Chien-Ting	-	-	2	2		
		2	JHANG Yun-Liang	-	-	-	-		
		3	LIU Chia-Chang	-	-	-	-		
		6	CHANG Ching-Hsiang	-	-	-	-		
		10	SU Hou-Chen	-	-	-	-		
		20	CHIAO Hsuan-Cheng	-	-	-	-		
	Limit								
	15.00%	Team Totals			53	14	29	96	40.63

Scoring Block	Rk	No.	Name	Kill Blocks	Faults	Rebounds	Total Attempts	Avg. by Set	
	1	19	LIN Yu-Cheng	2	-	5	7	0.67	
	2	12	SUNG Po-Ting	2	2	-	4	0.50	
	2	7	SHIH Hsiu-Chih	2	-	1	3	0.50	
	2	11	WU Tsung-Hsuan	2	1	-	3	0.50	
	5	4	CHEN Cheng-Chi	1	1	4	6	0.25	
	5	9	KAO Wei-Cheng	1	-	1	2	0.25	
		8	CHEN Chien-Ting	-	2	3	5		
		2	JHANG Yun-Liang	-	-	-	-		
		3	LIU Chia-Chang	-	-	-	-		
		6	CHANG Ching-Hsiang	-	-	-	-		
		10	SU Hou-Chen	-	-	-	-		
		20	CHIAO Hsuan-Cheng	-	-	-	-		
	Team Totals				10	6	14	30	2.50

Scoring Service	Rk	No.	Name	Aces	Faults	Serve Hits	Total Attempts	Avg. by Set	
	1	11	WU Tsung-Hsuan	2	4	16	22	0.50	
	1	12	SUNG Po-Ting	2	4	12	18	0.50	
	3	19	LIN Yu-Cheng	1	2	8	11	0.33	
		4	CHEN Cheng-Chi	-	-	14	14		
		7	SHIH Hsiu-Chih	-	-	14	14		
		9	KAO Wei-Cheng	-	4	10	14		
		8	CHEN Chien-Ting	-	-	3	3		
		2	JHANG Yun-Liang	-	-	-	-		
		3	LIU Chia-Chang	-	-	-	-		
		6	CHANG Ching-Hsiang	-	-	-	-		
		10	SU Hou-Chen	-	-	-	-		
		20	CHIAO Hsuan-Cheng	-	-	-	-		
	Team Totals				5	14	77	96	1.25

Team	Opponent Errors & Team Faults	49	-		
-------------	--	-----------	----------	--	--



MON 8 JUL 2019


Start Time 12:00 - End Time 13:43


Match Duration: 1h43


Match Statistics

P3

TPE - Chinese Taipei

Non-Scoring Dig	Rk	No.	Name	Digs	Faults	Receptions	Total Attempts	Avg. by Set
		2	JHANG Yun-Liang	-	2	10	12	
		11	WU Tsung-Hsuan	-	1	6	7	
		9	KAO Wei-Cheng	-	-	4	4	
		7	SHIH Hsiu-Chih	-	2	-	2	
		12	SUNG Po-Ting	-	-	2	2	
		10	SU Hou-Chen	-	-	1	1	
		19	LIN Yu-Cheng	-	1	-	1	
		3	LIU Chia-Chang	-	-	-	-	
		4	CHEN Cheng-Chi	-	-	-	-	
		6	CHANG Ching-Hsiang	-	-	-	-	
		8	CHEN Chien-Ting	-	-	-	-	
		20	CHIAO Hsuan-Cheng	-	-	-	-	
Team Totals				-	6	23	29	

Non-Scoring Set	Rk	No.	Name	Running Sets	Faults	Still Sets	Total Attempts	Avg. by Set
		7	SHIH Hsiu-Chih	-	1	-	1	
		2	JHANG Yun-Liang	-	-	-	-	
		3	LIU Chia-Chang	-	-	-	-	
		4	CHEN Cheng-Chi	-	-	-	-	
		6	CHANG Ching-Hsiang	-	-	-	-	
		8	CHEN Chien-Ting	-	-	-	-	
		9	KAO Wei-Cheng	-	-	-	-	
		10	SU Hou-Chen	-	-	-	-	
		11	WU Tsung-Hsuan	-	-	-	-	
		12	SUNG Po-Ting	-	-	-	-	
		19	LIN Yu-Cheng	-	-	-	-	
		20	CHIAO Hsuan-Cheng	-	-	-	-	
Team Totals				-	1	-	1	

Non-Scoring Reception	Rk	No.	Name	Excellents	Faults	Serve Receptions	Total Attempts	Succ. %
	1	9	KAO Wei-Cheng	12	1	7	20	60.00
	2	12	SUNG Po-Ting	7	-	5	12	58.33
	3	10	SU Hou-Chen	3	-	3	6	50.00
	4	2	JHANG Yun-Liang	4	-	12	16	25.00
		4	CHEN Cheng-Chi	-	-	1	1	
		3	LIU Chia-Chang	-	-	-	-	
		6	CHANG Ching-Hsiang	-	-	-	-	
		7	SHIH Hsiu-Chih	-	-	-	-	
		8	CHEN Chien-Ting	-	-	-	-	
		11	WU Tsung-Hsuan	-	-	-	-	
		19	LIN Yu-Cheng	-	-	-	-	
		20	CHIAO Hsuan-Cheng	-	-	-	-	
Limit								
25.00%	Team Totals			26	1	28	55	47.27

LEGEND

Avg. Average Eff. Efficiency No. Shirt Number Rk Rank Succ Success %



MON 8 JUL 2019
Start Time 14:30

Start List

HKG vs UKR

P1

First Referee: CABRERA (ARG)

Second Referee: LOT (ITA)

HKG - Hong Kong

Shirt colour: Green

No.	Name	Shirt Name	Pos.	Han.	Height	Weight	Highest Reach		Date of Birth	Tournament Totals				
							Spike cm	Block cm		Spike	Block	Serve	Total	%
6	SO Chun Hin		OS		1.88	76	330	315	12 JUL 1996	27	0	4	31	1033.33
7	TANG Bo Yeung		MB		1.83	76	320	310	23 NOV 1996	7	3	0	10	333.33
8	LEE Ho Man		L		1.79	70	310	305	11 JUN 1995	0	0	0	0	0
10	KWOK Yin Chun (C)		WS		1.80	73	315	310	24 MAY 1995	4	0	0	4	133.33
11	LEUNG Ho Yin		WS		1.84	72	325	310	26 SEP 1998	22	1	1	24	800.00
12	TAI Kam Fung		S		1.85	72	320	310	13 SEP 1994	2	0	0	2	66.67
13	AU Chin To		WS		1.87	92	325	315	13 FEB 1996	9	0	0	9	300.00
15	LAU Chi Wing		S		1.76	68	320	315	23 MAR 1996	1	0	0	1	33.33
17	CHEUNG Yi Kit		MB		1.85	72	320	310	16 SEP 1999	1	0	0	1	33.33
18	POON Chi Leung		MB		1.88	74	329	315	30 JAN 1997	8	4	0	12	400.00
20	MAN Chun Hin		WS		1.79	73	322	310	24 OCT 1995	0	0	0	0	0
Coach MAK Tsz Shun						Assistant								

Phase	Opponent	Sets	Points per Set
Preliminary - Group A	CHI	0 - 3	22 - 25, 32 - 34, 18 - 25
Preliminary - Group A	TPE	0 - 3	13 - 25, 18 - 25, 17 - 25

UKR - Ukraine

Shirt colour: White

No.	Name	Shirt Name	Pos.	Han.	Height	Weight	Highest Reach		Date of Birth	Tournament Totals				
							Spike cm	Block cm		Spike	Block	Serve	Total	%
1	HOLOVEN Oleksii		S		1.98	88	310	290	12 JAN 1999	0	0	2	2	4.88
2	KLOCHKO Kyrilo		L		1.90	80	320	345	9 DEC 1996	12	1	0	13	31.71
3	MAZENKO Bohdan		MB		1.98	86	310	295	18 MAY 1996	0	0	0	0	0
4	OSTAPENKO Volodymyr		MB		1.90	80	320	345	30 JUL 1998	12	4	0	16	39.02
5	KISILIUK Yevhenii (C)		WS		1.97	92	320	300	27 JAN 1995	29	2	3	34	82.93
6	ZHUKOV Borys		WS		1.98	88	317	300	6 AUG 1996	9	2	0	11	26.83
7	KRYVOBOK Ivan		OS		1.95	100	340	320	27 MAY 1999	11	1	0	12	29.27
8	KHOMYN Mykola		S		1.97	93	320	300	8 MAR 1995	1	1	0	2	4.88
9	ONIPKO Bohdan		OS		1.90	80	320	345	14 DEC 1998	0	0	0	0	0
10	SOTNYK Nik		OS		1.92	89	310	290	10 JUN 1996	17	1	0	18	43.90
11	KRAIEVSKYI Viktor		L		1.89	85	320	300	12 JAN 1994	0	0	0	0	0
12	KLEPKO Heorhii		MB		2.00	91	325	305	12 FEB 1997	11	6	1	18	43.90
Coach KOPYLOV Valerii						Assistant SLYNCHUK Ivan								

Phase	Opponent	Sets	Points per Set
Preliminary - Group A	TPE	2 - 3	22 - 25, 25 - 15, 25 - 22, 17 - 25, 13 - 1
Preliminary - Group A	CZE	1 - 3	28 - 26, 13 - 25, 21 - 25, 22 - 25

LEGEND

%	Percentage of total team score	(C)	Team Captain	BH	Both Handed	Han.	Handedness	L	Libero
LH	Left Handed	MB	Middle blocker	No.	Shirt Number	OS	Opposite hitter	Pos	Playing Position
PR	Preliminary	RH	Right Handed	S	Setter	WS	Outside hitter		



MON 8 JUL 2019
Start Time 14:30 - End Time 15:55
Match Duration 1h25

Results

P2

HKG vs UKR

0 3

Team	Sets	1	2	3	Total
HKG	0	21	16	21	58
UKR	3	25	25	25	75
	Playing Time	27min	22min	28min	1h17

First Referee: CABRERA (ARG)

Second Referee: LOT (ITA)

HKG - Hong Kong								
No.	Name	Pos.	1	2	3	4	5	Pts
6	SO Chun Hin	OS	4	5	4			8
7	TANG Bo Yeung	MB	3	4	3			6
8	LEE Ho Man	L	L	L	L			
10	KWOK Yin Chun (C)	WS	5	6	5			6
11	LEUNG Ho Yin	WS	2	3	2			5
12	TAI Kam Fung	S	1	2	15			1
13	AU Chin To	WS	10	11	11			1
15	LAU Chi Wing	S		12	1			
17	CHEUNG Yi Kit	MB		7				
18	POON Chi Leung	MB	6	1	6			5
20	MAN Chun Hin	WS	7	18				

UKR - Ukraine								
No.	Name	Pos.	1	2	3	4	5	Pts
1	HOLOVEN Oleksii	S		1	2			5
2	KLOCHKO Kyrlyo	L	L	L	L			
3	MAZENKO Bohdan	MB	1	6	1			5
4	OSTAPENKO Volodymyr	MB						
5	KISILIUk Yevhenii (C)	WS	3	2	3			14
6	ZHUKOV Borys	WS	6	5				3
7	KRYVOBOK Ivan	OS		6	6			5
8	KHOMYN Mykola	S	2					
9	ONIPKO Bohdan	OS						
10	SOTNYK Nik	OS	5	4	5			14
11	KRAIEVSKYI Viktor	L						
12	KLEPKO Heorhii	MB	4	3	4			4

Coach MAK Tsz Shun
Assistant Coach

Coach KOPYLOV Valerii
Assistant Coach SLYNCHUK Ivan

TEAM AND PLAYER PERFORMANCES

Won	Total Atts	No. Name	Scoring Skills	Won	Total Atts	No. Name
30	78	Total Team	Spike	38	75	Total Team
7	14	6 SO Chun Hin		12	26	5 KISILIUk Yevhenii
6	13	10 KWOK Yin Chun		11	18	10 SOTNYK Nik
6	14	7 TANG Bo Yeung		5	7	7 KRYVOBOK Ivan
1	24	Total Team	Block	7	31	Total Team
1	6	18 POON Chi Leung		2	7	10 SOTNYK Nik
				2	2	1 HOLOVEN Oleksii
1	62	Total Team	Serve	5	71	Total Team
1	12	6 SO Chun Hin		2	12	1 HOLOVEN Oleksii
				1	10	10 SOTNYK Nik
				1	15	5 KISILIUk Yevhenii
42		Total Team	Opp. Error	39		Total Team
74	164	Total Team	Total	89	177	Total Team
8	30	6 SO Chun Hin	Best Scorer	14	35	10 SOTNYK Nik

LEGEND

(C)	Team Captain	n	Starting line-up where n= starting position on court	L	Substitute Libero
nn	Substitute where nn = shirt number of outgoing player	Atts	Attempts	L	Libero
MB	Middle blocker	No.	Shirt Number	Opp.	Opponent
OS	Opposite hitter	Pos	Playing Position	Pts	Points scored
S	Setter	WS	Outside hitter		



MON 8 JUL 2019

Start Time 14:30 - End Time 15:55

Match Duration: 1h25

Match Statistics

P3

HKG vs UKR


0 3


Team	Sets	1	2	3	Total
HKG	0	21	16	21	58
UKR	3	25	25	25	75
	Playing Time	27min	22min	28min	1h17


First Referee: CABRERA (ARG)

Second Referee: LOT (ITA)

HKG - Hong Kong

Scoring Spike	Rk	No.	Name	Spikes	Faults	Shots	Total Attempts	Eff %
	1	18	POON Chi Leung	4	1	2	7	42.86
	2	10	KWOK Yin Chun	6	1	6	13	38.46
	3	7	TANG Bo Yeung	6	1	7	14	35.71
	4	12	TAI Kam Fung	1	-	2	3	33.33
	5	6	SO Chun Hin	7	3	4	14	28.57
		11	LEUNG Ho Yin	5	8	6	19	
		13	AU Chin To	1	1	3	5	
		15	LAU Chi Wing	-	-	1	1	
		17	CHEUNG Yi Kit	-	-	1	1	
		20	MAN Chun Hin	-	-	1	1	
Limit		8	LEE Ho Man	-	-	-	-	
15.00%	Team Totals			30	15	33	78	19.23

Scoring Block	Rk	No.	Name	Kill Blocks	Faults	Rebounds	Total Attempts	Avg. by Set
	1	18	POON Chi Leung	1	3	2	6	0.33
		7	TANG Bo Yeung	-	3	6	9	
		6	SO Chun Hin	-	3	1	4	
		13	AU Chin To	-	-	2	2	
		10	KWOK Yin Chun	-	-	1	1	
		11	LEUNG Ho Yin	-	-	1	1	
		12	TAI Kam Fung	-	1	-	1	
		8	LEE Ho Man	-	-	-	-	
		15	LAU Chi Wing	-	-	-	-	
		17	CHEUNG Yi Kit	-	-	-	-	
	20	MAN Chun Hin	-	-	-	-		
	Team Totals			1	10	13	24	0.33

Scoring Service	Rk	No.	Name	Aces	Faults	Serve Hits	Total Attempts	Avg. by Set
	1	6	SO Chun Hin	1	1	10	12	0.33
		12	TAI Kam Fung	-	1	11	12	
		10	KWOK Yin Chun	-	1	7	8	
		11	LEUNG Ho Yin	-	3	5	8	
		18	POON Chi Leung	-	1	6	7	
		7	TANG Bo Yeung	-	3	3	6	
		13	AU Chin To	-	-	3	3	
		15	LAU Chi Wing	-	-	3	3	
		20	MAN Chun Hin	-	-	2	2	
		17	CHEUNG Yi Kit	-	-	1	1	
	8	LEE Ho Man	-	-	-	-		
	Team Totals			1	10	51	62	0.33

Team	Opponent Errors & Team Faults	42	-		
------	-------------------------------	----	---	--	--



MON 8 JUL 2019


Start Time 14:30 - End Time 15:55


Match Duration: 1h25


Match Statistics

P3

HKG - Hong Kong

Non-Scoring Dig	Rk	No.	Name	Digs	Faults	Receptions	Total Attempts	Avg. by Set
		8	LEE Ho Man	-	1	7	8	
		10	KWOK Yin Chun	-	1	4	5	
		12	TAI Kam Fung	-	-	3	3	
		11	LEUNG Ho Yin	-	1	1	2	
		6	SO Chun Hin	-	-	1	1	
		7	TANG Bo Yeung	-	-	-	-	
		13	AU Chin To	-	-	-	-	
		15	LAU Chi Wing	-	-	-	-	
		17	CHEUNG Yi Kit	-	-	-	-	
		18	POON Chi Leung	-	-	-	-	
		20	MAN Chun Hin	-	-	-	-	
Team Totals				-	3	16	19	

Non-Scoring Set	Rk	No.	Name	Running Sets	Faults	Still Sets	Total Attempts	Avg. by Set
		15	LAU Chi Wing	-	2	-	2	
		8	LEE Ho Man	-	1	-	1	
		6	SO Chun Hin	-	-	-	-	
		7	TANG Bo Yeung	-	-	-	-	
		10	KWOK Yin Chun	-	-	-	-	
		11	LEUNG Ho Yin	-	-	-	-	
		12	TAI Kam Fung	-	-	-	-	
		13	AU Chin To	-	-	-	-	
		17	CHEUNG Yi Kit	-	-	-	-	
		18	POON Chi Leung	-	-	-	-	
		20	MAN Chun Hin	-	-	-	-	
Team Totals				-	3	-	3	

Non-Scoring Reception	Rk	No.	Name	Excellents	Faults	Serve Receptions	Total Attempts	Succ. %	
	1	8	LEE Ho Man	12	1	8	21	57.14	
	2	10	KWOK Yin Chun	10	3	5	18	55.56	
	3	11	LEUNG Ho Yin	5	1	8	14	35.71	
	4	13	AU Chin To	1	-	2	3	33.33	
		20	MAN Chun Hin	-	-	1	1		
		6	SO Chun Hin	-	-	-	-		
		7	TANG Bo Yeung	-	-	-	-		
		12	TAI Kam Fung	-	-	-	-		
		15	LAU Chi Wing	-	-	-	-		
		17	CHEUNG Yi Kit	-	-	-	-		
		18	POON Chi Leung	-	-	-	-		
	Limit								
	25.00%	Team Totals				28	5	24	57



MON 8 JUL 2019


Start Time 14:30 - End Time 15:55


Match Duration: 1h25


Match Statistics

P3

UKR - Ukraine

Scoring Spike	Rk	No.	Name	Spikes	Faults	Shots	Total Attempts	Eff %
	1	1	HOLOVEN Oleksii	1	-	-	1	100.00
	2	7	KRYVOBOK Ivan	5	1	1	7	57.14
	3	10	SOTNYK Nik	11	2	5	18	50.00
	4	5	KISILIUK Yevhenii	12	2	12	26	38.46
	5	12	KLEPKO Heorhii	3	1	3	7	28.57
	6	6	ZHUKOV Borys	3	1	5	9	22.22
	7	3	MAZENKO Bohdan	3	2	2	7	14.29
		2	KLOCHKO Kyrilo	-	-	-	-	-
		4	OSTAPENKO Volodymyr	-	-	-	-	-
		8	KHOMYN Mykola	-	-	-	-	-
		9	ONIPKO Bohdan	-	-	-	-	-
Limit		11	KRAIEVSKYI Viktor	-	-	-	-	-
15.00%	Team Totals			38	9	28	75	38.67

Scoring Block	Rk	No.	Name	Kill Blocks	Faults	Rebounds	Total Attempts	Avg. by Set
	1	1	HOLOVEN Oleksii	2	-	-	2	1.00
	2	10	SOTNYK Nik	2	2	3	7	0.67
	3	12	KLEPKO Heorhii	1	5	5	11	0.33
	3	3	MAZENKO Bohdan	1	2	2	5	0.33
	3	5	KISILIUK Yevhenii	1	2	1	4	0.33
		6	ZHUKOV Borys	-	1	-	1	-
		7	KRYVOBOK Ivan	-	-	1	1	-
		2	KLOCHKO Kyrilo	-	-	-	-	-
		4	OSTAPENKO Volodymyr	-	-	-	-	-
		8	KHOMYN Mykola	-	-	-	-	-
		9	ONIPKO Bohdan	-	-	-	-	-
	11	KRAIEVSKYI Viktor	-	-	-	-	-	
	Team Totals			7	12	12	31	2.33

Scoring Service	Rk	No.	Name	Aces	Faults	Serve Hits	Total Attempts	Avg. by Set
	1	1	HOLOVEN Oleksii	2	1	9	12	1.00
	2	5	KISILIUK Yevhenii	1	4	10	15	0.33
	2	10	SOTNYK Nik	1	3	6	10	0.33
	2	3	MAZENKO Bohdan	1	3	4	8	0.33
		12	KLEPKO Heorhii	-	-	13	13	-
		7	KRYVOBOK Ivan	-	1	6	7	-
		6	ZHUKOV Borys	-	2	1	3	-
		8	KHOMYN Mykola	-	-	3	3	-
		2	KLOCHKO Kyrilo	-	-	-	-	-
		4	OSTAPENKO Volodymyr	-	-	-	-	-
		9	ONIPKO Bohdan	-	-	-	-	-
	11	KRAIEVSKYI Viktor	-	-	-	-	-	
	Team Totals			5	14	52	71	1.67

Team	Opponent Errors & Team Faults	39	-		
-------------	--	-----------	----------	--	--



MON 8 JUL 2019


Start Time 14:30 - End Time 15:55


Match Duration: 1h25


Match Statistics

P3

UKR - Ukraine

Non-Scoring Dig	Rk	No.	Name	Digs	Faults	Receptions	Total Attempts	Avg. by Set
		2	KLOCHKO Kyrylo	-	-	5	5	
		1	HOLOVEN Oleksii	-	1	2	3	
		5	KISILIUk Yevhenii	-	-	3	3	
		8	KHOMYN Mykola	-	2	1	3	
		10	SOTNYK Nik	-	1	1	2	
		6	ZHUKOV Borys	-	-	1	1	
		7	KRYVOBOK Ivan	-	-	1	1	
		12	KLEPKO Heorhii	-	1	-	1	
		3	MAZENKO Bohdan	-	-	-	-	
		4	OSTAPENKO Volodymyr	-	-	-	-	
		9	ONIPKO Bohdan	-	-	-	-	
	11	KRAIEVSKYI Viktor	-	-	-	-		
Team Totals				-	5	14	19	

Non-Scoring Set	Rk	No.	Name	Running Sets	Faults	Still Sets	Total Attempts	Avg. by Set
		1	HOLOVEN Oleksii	-	1	-	1	
		2	KLOCHKO Kyrylo	-	1	-	1	
		3	MAZENKO Bohdan	-	-	-	-	
		4	OSTAPENKO Volodymyr	-	-	-	-	
		5	KISILIUk Yevhenii	-	-	-	-	
		6	ZHUKOV Borys	-	-	-	-	
		7	KRYVOBOK Ivan	-	-	-	-	
		8	KHOMYN Mykola	-	-	-	-	
		9	ONIPKO Bohdan	-	-	-	-	
		10	SOTNYK Nik	-	-	-	-	
		11	KRAIEVSKYI Viktor	-	-	-	-	
		12	KLEPKO Heorhii	-	-	-	-	
Team Totals				-	2	-	2	

Non-Scoring Reception	Rk	No.	Name	Excellents	Faults	Serve Receptions	Total Attempts	Succ. %
	1	7	KRYVOBOK Ivan	3	1	1	5	60.00
	2	2	KLOCHKO Kyrylo	3	-	4	7	42.86
	3	5	KISILIUk Yevhenii	10	-	17	27	37.04
		6	ZHUKOV Borys	-	-	9	9	
		1	HOLOVEN Oleksii	-	-	1	1	
		3	MAZENKO Bohdan	-	-	-	-	
		4	OSTAPENKO Volodymyr	-	-	-	-	
		8	KHOMYN Mykola	-	-	-	-	
		9	ONIPKO Bohdan	-	-	-	-	
		10	SOTNYK Nik	-	-	-	-	
		11	KRAIEVSKYI Viktor	-	-	-	-	
		12	KLEPKO Heorhii	-	-	-	-	
Limit	25.00%							
Team Totals				16	1	32	49	32.65

LEGEND

Avg. Average

Eff. Efficiency

No. Shirt Number

Rk Rank

Succ Success %



TUE 9 JUL 2019
Start Time 12:00

Start List

UKR vs CHI

P1

First Refere G HARIB (IRI)

Second Refere REJAEYAN (FRA)

UKR - Ukraine

Shirt colour Blue

No.	Name	Shirt Name	Pos.	Han.	Height	Weight	Highest Reac		Date of Birth	Tournament Totals				
							Spike cm	Block cm		Spik	Bloc	Serv	Total	%
1	HOLOVEN Oleksii		S		1.98	88	310	290	12 JAN 1999	1	2	4	7	9.46
2	KLOCHKO Kyrylo		WS		1.90	80	320	345	9 DEC 1996	12	1	0	13	17.57
3	MAZENKO Bohdan		MB		1.98	86	310	295	18 MAY 199	3	1	1	5	6.76
4	OSTAPENKO Volodymyr		MB		1.90	80	320	345	30 JUL 1998	12	4	0	16	21.62
5	KISILIUK Yevhenii (C)		WS		1.97	92	320	300	27 JAN 1995	41	3	4	48	64.86
6	ZHUKOV Borys		WS		1.98	88	317	300	6 AUG 1996	12	2	0	14	18.92
7	KRYVOBOK Ivan		OS		1.95	100	340	320	27 MAY 199	16	1	0	17	22.97
8	KHOMYN Mykola		S		1.97	93	320	300	8 MAR 1995	1	1	0	2	2.70
9	ONIPKO Bohdan		OS		1.90	80	320	345	14 DEC 199	0	0	0	0	0
10	SOTNYK Nik		OS		1.92	89	310	290	10 JUN 1996	28	3	1	32	43.24
11	KRAIEVSKYI Viktor		L		1.89	85	320	300	12 JAN 1994	0	0	0	0	0
12	KLEPKO Heorhii		MB		2.00	91	325	305	12 FEB 1997	14	7	1	22	29.73

Coac KOPYLOV Valerii

Assista SLYNCHUK Ivan

Phase	Opponent	Sets	Points per Set
Preliminary - Group	TPE	2 - 3	22 - 25, 25 - 15, 25 - 22, 17 - 25,
Preliminary - Group	CZE	1 - 3	28 - 26, 13 - 25, 21 - 25, 22 - 25
Preliminary - Group	HKG	3 - 0	25 - 21, 25 - 16, 25 - 21

CHI - Chile

Shirt colour White

No.	Name	Shirt Name	Pos.	Han.	Height	Weight	Highest Reac		Date of Birth	Tournament Totals				
							Spike cm	Block cm		Spik	Bloc	Serv	Total	%
1	SHILLING Jan	SHILLING	MB		1.90	83	290	303	3 AUG 1994	13	5	0	18	30.51
4	CASTILLO Leonardo		S		1.77	66	280	290	26 JAN 1995	3	1	0	4	6.78
5	SOTO Sebastian		L		1.78	100	280	287	9 NOV 1998	0	0	0	0	0
7	BAEZA Christopher (C)		WS		1.97	87	288	304	21 DEC 199	29	2	0	31	52.54
9	ARDILES Nicolas		WS		1.88	86	289	301	19 OCT 200	13	1	0	14	23.73
11	RUIZ Benjamin		OS		1.86	86	295	303	14 JUL 1997	10	3	0	13	22.03
12	LEON Joaquin		S		1.91	93	290	297	23 OCT 199	0	3	0	3	5.08
13	DROGUETT Vicente		WS		1.90	90	290	301	23 JUN 2000	0	0	0	0	0
14	JERIA Rodrigo		WS		1.93	93	290	300	25 APR 1996	0	0	0	0	0
16	ZENTENO Julian		MB		1.93	80	291	302	12 JUL 1999	9	1	0	10	16.95
18	BORELLI Gianluca		OS		1.91	80	290	301	25 JUN 1996	19	0	1	20	33.90
20	FUENTES Bastian	FUENTES	MB		1.94	96	291	305	17 APR 1998	13	4	1	18	30.51

Coac HERNANDEZ Cristian

Assista ORELLANA Julio / SERRANO Claudio

Phase	Opponent	Sets	Points per Set
Preliminary - Group	CZE	0 - 3	13 - 25, 15 - 25, 28 - 30
Preliminary - Group	HKG	3 - 0	25 - 22, 34 - 32, 25 - 18
Preliminary - Group	TPE	1 - 3	25 - 22, 18 - 25, 14 - 25, 9 - 25

LEGEND

% Percentage of total team s (C) Team Captain
 LH Left Handed MB Middle blocker BH Both Handed Han Handedness L Libero
 PR Preliminary RH Right Handed No. Shirt Number OS Opposite hitter Pos Playing Position
 S Setter WS Outside hitter



TUE 9 JUL 2019
Start Time 12:00 - End Time 14:22
Match Duration 2h22

Results
P2

UKR vs CHI
3 2

Team	Sets	1	2	3	4	5	Total
UKR	3	21	25	25	20	15	106
CHI	2	25	22	23	25	11	106
	Playing Time	27min	27min	30min	25min	16min	2h5

First Refere G HARIB (IRI)

Second Refere REJAEYAN (FRA)

UKR - Ukraine								
No.	Name	Pos	1	2	3	4	5	Pts
1	HOLOVEN Oleksii	S		1	2			1
2	KLOCHKO Kyrylo	WS	3	2	3	2	3	15
3	MAZENKO Bohdan	MB			4	6	1	2
4	OSTAPENKO Volodymyr	MB	1	6	1			5
5	KISILIUK Yevhenii (C)	WS						
6	ZHUKOV Borys	WS		5	6	5	6	17
7	KRYVOBOK Ivan	OS	6	4	5		5	10
8	KHOMYN Mykola	S	2		1	1	2	7
9	ONIPKO Bohdan	OS				10		
10	SOTNYK Nik	OS	5		7	4		14
11	KRAIEVSKYI Viktor	L	L	L	L	L	L	
12	KLEPKO Heorhii	MB	4	3	4	3	4	11

CHI - Chile								
No.	Name	Pos	1	2	3	4	5	Pts
1	SHILLING Jan	MB	6	1	3	4	3	7
4	CASTILLO Leonardo	S	11	11	11	11		
5	SOTO Sebastian	L	L	L	L	L	L	
7	BAEZA Cristopher (C)	WS	2	3	2	3	2	16
9	ARDILES Nicolas	WS	5	6	5	6	5	13
11	RUIZ Benjamin	OS	4	5	4	5	4	27
12	LEON Joaquin	S	1	2	1	2	1	1
13	DROGUETT Vicente	WS						
14	JERIA Rodrigo	WS						
16	ZENTENO Julian	MB						
18	BORELLI Gianluca	OS	12	12	12	12		6
20	FUENTES Bastian	MB	3	4	6	1	6	5

Coach KOPYLOV Valerii
Assistant Coach SLYNCHUK Ivan

Coach HERNANDEZ Cristian
Assistant Coach ORELLANA Julio / SERRANO Claudio

TEAM AND PLAYER PERFORMANCES

Won	Total Atts	No. Name	Scoring Skills	Won	Total Atts	No. Name
62	128	Total Team	Spike	58	130	Total Team
15	31	2 KLOCHKO Kyrylo		20	41	11 RUIZ Benjamin
14	25	10 SOTNYK Nik		12	35	7 BAEZA Cristopher
12	26	6 ZHUKOV Borys	Block	10	24	9 ARDILES Nicolas
11	56	Total Team		15	49	Total Team
4	10	12 KLEPKO Heorhii		6	13	11 RUIZ Benjamin
2	9	3 MAZENKO Bohdan		4	8	7 BAEZA Cristopher
2	7	6 ZHUKOV Borys	Serve	3	7	9 ARDILES Nicolas
9	105	Total Team		2	107	Total Team
3	14	6 ZHUKOV Borys		1	18	20 FUENTES Bastian
3	13	8 KHOMYN Mykola		1	14	11 RUIZ Benjamin
2	16	12 KLEPKO Heorhii				
68		Total Team	Opp. Error	67		Total Team
150	289	Total Team	Total	142	286	Total Team
17	47	6 ZHUKOV Borys	Best Scorer	27	68	11 RUIZ Benjamin

LEGEND

(C) Team Captain
nn Substitute where nn = shirt number of outgoing player
MB Middle blocker
OS Opposite hitter
S Setter
n Starting line-up where n= starting position on court
Atts Attempts
No. Shirt Number
Pos Playing Position
WS Outside hitter
L Substitute Libero
L Libero
Opp Opponent
Pts Points scored



TUE 9 JUL 2019

Start Time 12:00 - End Time 14:22

Match Duration: 2h22

Match Statistics

P3


UKR vs CHI
3 2


Team	Sets	1	2	3	4	5	Total
UKR	3	21	25	25	20	15	106
CHI	2	25	22	23	25	11	106
	Playing Time	27min	27min	30min	25min	16min	2h5


First Refere GHARIB (IRI)

Second Refere REJAEYAN (FRA)

UKR - Ukraine

Scoring Spike	Rk	No.	Name	Spikes	Faults	Shots	Total Attempts	Eff %
	1	1	HOLOVEN Oleksii	1	-	-	1	100.00
	2	4	OSTAPENKO Volodymyr	5	-	5	10	50.00
	3	12	KLEPKO Heorhii	5	1	3	9	44.44
	4	2	KLOCHKO Kyrlyo	15	2	14	31	41.94
	5	10	SOTNYK Nik	14	7	4	25	28.00
	6	8	KHOMYN Mykola	3	2	-	5	20.00
	7	6	ZHUKOV Borys	12	7	7	26	19.23
		7	KRYVOBOK Ivan	7	6	4	17	
		3	MAZENKO Bohdan	-	1	2	3	
		9	ONIPKO Bohdan	-	-	1	1	
		5	KISILIUK Yevhenii	-	-	-	-	
	11	KRAIEVSKYI Viktor	-	-	-	-		
Limit								
15.00%	Team Totals			62	26	40	128	28.13

Scoring Block	Rk	No.	Name	Kill Blocks	Faults	Rebounds	Total Attempts	Avg. by Set
	1	12	KLEPKO Heorhii	4	2	4	10	0.80
	2	3	MAZENKO Bohdan	2	1	6	9	0.67
	3	6	ZHUKOV Borys	2	4	1	7	0.50
	3	7	KRYVOBOK Ivan	2	2	1	5	0.50
	5	8	KHOMYN Mykola	1	2	4	7	0.25
		2	KLOCHKO Kyrlyo	-	5	3	8	
		4	OSTAPENKO Volodymyr	-	3	1	4	
		1	HOLOVEN Oleksii	-	2	1	3	
		10	SOTNYK Nik	-	2	1	3	
		5	KISILIUK Yevhenii	-	-	-	-	
		9	ONIPKO Bohdan	-	-	-	-	
	11	KRAIEVSKYI Viktor	-	-	-	-		
	Team Totals			11	23	22	56	2.20

Scoring Service	Rk	No.	Name	Aces	Faults	Serve Hits	Total Attempts	Avg. by Set
	1	6	ZHUKOV Borys	3	1	10	14	0.75
	1	8	KHOMYN Mykola	3	-	10	13	0.75
	3	12	KLEPKO Heorhii	2	1	13	16	0.40
	4	7	KRYVOBOK Ivan	1	2	5	8	0.25
		2	KLOCHKO Kyrlyo	-	3	16	19	
		10	SOTNYK Nik	-	3	9	12	
		4	OSTAPENKO Volodymyr	-	-	8	8	
		1	HOLOVEN Oleksii	-	3	4	7	
		3	MAZENKO Bohdan	-	-	7	7	
		9	ONIPKO Bohdan	-	1	-	1	
		5	KISILIUK Yevhenii	-	-	-	-	
	11	KRAIEVSKYI Viktor	-	-	-	-		
	Team Totals			9	14	82	105	1.80

Team	Opponent Errors & Team Faults	68	-		
------	-------------------------------	----	---	--	--



TUE 9 JUL 2019


Start Time 12:00 - End Time 14:22


Match Duration: 2h22


Match Statistics

P3

UKR - Ukraine

Non-Scoring Dig	Rk	No.	Name	Digs	Faults	Receptions	Total Attempts	Avg. by Set
		8	KHOMYN Mykola	-	3	5	8	
		10	SOTNYK Nik	-	2	6	8	
		7	KRYVOBOK Ivan	-	2	4	6	
		11	KRAIEVSKYI Viktor	-	1	5	6	
		6	ZHUKOV Borys	-	3	2	5	
		2	KLOCHKO Kyrylo	-	2	1	3	
		12	KLEPKO Heorhii	-	-	2	2	
		3	MAZENKO Bohdan	-	1	-	1	
		4	OSTAPENKO Volodymyr	-	1	-	1	
		1	HOLOVEN Oleksii	-	-	-	-	
	5	KISILIUK Yevhenii	-	-	-	-		
	9	ONIPKO Bohdan	-	-	-	-		
Team Totals				-	15	25	40	

Non-Scoring Set	Rk	No.	Name	Running Sets	Faults	Still Sets	Total Attempts	Avg. by Set
	1	1	HOLOVEN Oleksii	9	-	11	20	4.50
	2	8	KHOMYN Mykola	13	1	29	43	3.25
		2	KLOCHKO Kyrylo	-	-	1	1	
		11	KRAIEVSKYI Viktor	-	-	1	1	
		12	KLEPKO Heorhii	-	1	-	1	
		3	MAZENKO Bohdan	-	-	-	-	
		4	OSTAPENKO Volodymyr	-	-	-	-	
		5	KISILIUK Yevhenii	-	-	-	-	
		6	ZHUKOV Borys	-	-	-	-	
		7	KRYVOBOK Ivan	-	-	-	-	
	9	ONIPKO Bohdan	-	-	-	-		
	10	SOTNYK Nik	-	-	-	-		
Team Totals				22	2	42	66	4.40

Non-Scoring Reception	Rk	No.	Name	Excellents	Faults	Serve Receptions	Total Attempts	Succ. %
	1	7	KRYVOBOK Ivan	2	-	2	4	50.00
	2	2	KLOCHKO Kyrylo	21	2	28	51	41.18
		11	KRAIEVSKYI Viktor	2	-	15	17	
		6	ZHUKOV Borys	1	-	15	16	
		1	HOLOVEN Oleksii	-	-	1	1	
		8	KHOMYN Mykola	-	-	1	1	
		3	MAZENKO Bohdan	-	-	-	-	
		4	OSTAPENKO Volodymyr	-	-	-	-	
		5	KISILIUK Yevhenii	-	-	-	-	
		9	ONIPKO Bohdan	-	-	-	-	
		10	SOTNYK Nik	-	-	-	-	
		12	KLEPKO Heorhii	-	-	-	-	
Limit								
25.00%	Team Totals			26	2	62	90	28.89



TUE 9 JUL 2019


Start Time 12:00 - End Time 14:22


Match Duration: 2h22


Match Statistics

P3

CHI - Chile

Scoring Spike	Rk	No.	Name	Spikes	Faults	Shots	Total Attempts	Eff %	
	1	12	LEON Joaquin	1	-	-	1	100.00	
	2	1	SHILLING Jan	6	1	2	9	55.56	
	3	18	BORELLI Gianluca	6	2	4	12	33.33	
	4	11	RUIZ Benjamin	20	7	14	41	31.71	
	5	7	BAEZA Cristopher	12	1	22	35	31.43	
	6	9	ARDILES Nicolas	10	5	9	24	20.83	
		20	FUENTES Bastian	3	3	2	8		
		4	CASTILLO Leonardo	-	-	-	-		
		5	SOTO Sebastian	-	-	-	-		
		13	DROGUETT Vicente	-	-	-	-		
		14	JERIA Rodrigo	-	-	-	-		
		16	ZENTENO Julian	-	-	-	-		
	Limit								
	15.00%	Team Totals			58	19	53	130	30.00

Scoring Block	Rk	No.	Name	Kill Blocks	Faults	Rebounds	Total Attempts	Avg. by Set	
	1	11	RUIZ Benjamin	6	6	1	13	1.20	
	2	7	BAEZA Cristopher	4	2	2	8	0.80	
	3	9	ARDILES Nicolas	3	2	2	7	0.60	
	4	20	FUENTES Bastian	1	6	4	11	0.20	
	4	1	SHILLING Jan	1	4	2	7	0.20	
		12	LEON Joaquin	-	-	2	2		
		18	BORELLI Gianluca	-	-	1	1		
		4	CASTILLO Leonardo	-	-	-	-		
		5	SOTO Sebastian	-	-	-	-		
		13	DROGUETT Vicente	-	-	-	-		
		14	JERIA Rodrigo	-	-	-	-		
		16	ZENTENO Julian	-	-	-	-		
	Team Totals				15	20	14	49	3.00

Scoring Service	Rk	No.	Name	Aces	Faults	Serve Hits	Total Attempts	Avg. by Set	
	1	20	FUENTES Bastian	1	5	12	18	0.20	
	1	11	RUIZ Benjamin	1	5	8	14	0.20	
		7	BAEZA Cristopher	-	-	21	21		
		9	ARDILES Nicolas	-	2	15	17		
		1	SHILLING Jan	-	1	14	15		
		12	LEON Joaquin	-	-	14	14		
		4	CASTILLO Leonardo	-	-	4	4		
		18	BORELLI Gianluca	-	1	3	4		
		5	SOTO Sebastian	-	-	-	-		
		13	DROGUETT Vicente	-	-	-	-		
		14	JERIA Rodrigo	-	-	-	-		
		16	ZENTENO Julian	-	-	-	-		
	Team Totals				2	14	91	107	0.40

Team	Opponent Errors & Team Faults			
		67	-	



TUE 9 JUL 2019


Start Time 12:00 - End Time 14:22


Match Duration: 2h22


Match Statistics

P3

CHI - Chile

Non-Scoring Dig	Rk	No.	Name	Digs	Faults	Receptions	Total Attempts	Avg. by Set	
		5	SOTO Sebastian	-	1	7	8		
		12	LEON Joaquin	-	4	4	8		
		4	CASTILLO Leonardo	-	1	4	5		
		7	BAEZA Christopher	-	3	2	5		
		9	ARDILES Nicolas	-	2	3	5		
		1	SHILLING Jan	-	1	3	4		
		20	FUENTES Bastian	-	2	2	4		
		11	RUIZ Benjamin	-	2	1	3		
		18	BORELLI Gianluca	-	-	1	1		
		13	DROGUETT Vicente	-	-	-	-		
		14	JERIA Rodrigo	-	-	-	-		
		16	ZENTENO Julian	-	-	-	-		
	Team Totals				-	16	27	43	

Non-Scoring Set	Rk	No.	Name	Running Sets	Faults	Still Sets	Total Attempts	Avg. by Set	
	1	12	LEON Joaquin	13	-	31	44	2.60	
	2	4	CASTILLO Leonardo	4	-	6	10	1.00	
		5	SOTO Sebastian	-	-	3	3		
		11	RUIZ Benjamin	-	1	-	1		
		1	SHILLING Jan	-	-	-	-		
		7	BAEZA Christopher	-	-	-	-		
		9	ARDILES Nicolas	-	-	-	-		
		13	DROGUETT Vicente	-	-	-	-		
		14	JERIA Rodrigo	-	-	-	-		
		16	ZENTENO Julian	-	-	-	-		
		18	BORELLI Gianluca	-	-	-	-		
		20	FUENTES Bastian	-	-	-	-		
	Team Totals				17	1	40	58	3.40

Non-Scoring Reception	Rk	No.	Name	Excellents	Faults	Serve Receptions	Total Attempts	Succ. %	
	1	7	BAEZA Christopher	10	1	18	29	34.48	
		9	ARDILES Nicolas	5	4	27	36		
		5	SOTO Sebastian	3	4	16	23		
		12	LEON Joaquin	-	-	1	1		
		20	FUENTES Bastian	-	-	1	1		
		1	SHILLING Jan	-	-	-	-		
		4	CASTILLO Leonardo	-	-	-	-		
		11	RUIZ Benjamin	-	-	-	-		
		13	DROGUETT Vicente	-	-	-	-		
		14	JERIA Rodrigo	-	-	-	-		
		16	ZENTENO Julian	-	-	-	-		
		18	BORELLI Gianluca	-	-	-	-		
	Limit	25.00%							
	Team Totals				18	9	63	90	

LEGEND

Avg. Average

Eff. Efficiency

No. Shirt Number

Rk Rank

Suc Success %



TUE 9 JUL 2019
Start Time 14:30

Start List

CZE vs HKG

P1

First Refere DZIEWIRZ (CAN)

Second Refere LOT (ITA)

CZE - Czech Republic

Shirt colour White

No.	Name	Shirt Name	Pos.	Han.	Height	Weight	Highest Reac		Date of Birth	Tournament Totals				
							Spike cm	Block cm		Spik	Bloc	Serv	Total	%
2	TIBITANZL Martin		MB		1.99	93	0	0	30 MAY 199	6	6	2	14	11.97
4	HLADIK Martin		OS		1.96	100	0	0	29 SEP 1996	55	8	2	65	55.56
5	MOTYCKA Jakub		WS		1.92	82	0	0	26 MAY 199	0	0	0	0	0
6	KUPILIK Filip		S		1.88	82	0	0	10 NOV 199	0	0	0	0	0
7	SULC Marek		WS		1.90	85	0	0	15 FEB 1998	13	3	0	16	13.68
8	KRAFFER Jiri		WS		1.92	88	0	0	6 JUN 1996	12	2	0	14	11.97
9	BARTOS Pavel (C)		S		1.91	84	0	0	20 APR 1994	3	4	1	8	6.84
10	JAKUBEC Vit		MB		2.02	80	0	0	28 FEB 1996	0	0	0	0	0
11	JANKU David		WS		1.93	92	0	0	16 JUN 1995	42	5	6	53	45.30
12	MIKULENKA Vladimir		MB		1.98	93	0	0	30 OCT 199	12	6	1	19	16.24
13	INDRA Patrik		OS		2.00	90	0	0	8 DEC 1997	17	0	1	18	15.38
16	KOVARIK Michael		L		1.90	80	0	0	19 NOV 199	0	0	0	0	0

Coac VASINA Lubomir

Assista MELICHAREK Zdenek

Phase	Opponent	Sets	Points per Set
Preliminary - Group	CHI	3 - 0	25 - 13, 25 - 15, 30 - 28
Preliminary - Group	TPE	3 - 1	25 - 23, 25 - 18, 24 - 26, 25 - 21
Preliminary - Group	UKR	3 - 1	26 - 28, 25 - 13, 25 - 21, 25 - 22

HKG - Hong Kong

Shirt colour Red

No.	Name	Shirt Name	Pos.	Han.	Height	Weight	Highest Reac		Date of Birth	Tournament Totals				
							Spike cm	Block cm		Spik	Bloc	Serv	Total	%
6	SO Chun Hin		OS		1.88	76	330	315	12 JUL 1996	34	0	5	39	177.27
7	TANG Bo Yeung		MB		1.83	76	320	310	23 NOV 199	13	3	0	16	72.73
8	LEE Ho Man		L		1.79	70	310	305	11 JUN 1995	0	0	0	0	0
10	KWOK Yin Chun (C)		WS		1.80	73	315	310	24 MAY 199	10	0	0	10	45.45
11	LEUNG Ho Yin		WS		1.84	72	325	310	26 SEP 1998	27	1	1	29	131.82
12	TAI Kam Fung		S		1.85	72	320	310	13 SEP 1994	3	0	0	3	13.64
13	AU Chin To		WS		1.87	92	325	315	13 FEB 1996	10	0	0	10	45.45
15	LAU Chi Wing		S		1.76	68	320	315	23 MAR 199	1	0	0	1	4.55
17	CHEUNG Yi Kit		MB		1.85	72	320	310	16 SEP 1999	1	0	0	1	4.55
18	POON Chi Leung		MB		1.88	74	329	315	30 JAN 1997	12	5	0	17	77.27
20	MAN Chun Hin		WS		1.79	73	322	310	24 OCT 199	0	0	0	0	0

Coac MAK Tsz Shun

Assista

Phase	Opponent	Sets	Points per Set
Preliminary - Group	CHI	0 - 3	22 - 25, 32 - 34, 18 - 25
Preliminary - Group	TPE	0 - 3	13 - 25, 18 - 25, 17 - 25
Preliminary - Group	UKR	0 - 3	21 - 25, 16 - 25, 21 - 25

LEGEND

% Percentage of total team s (C) Team Captain
 LH Left Handed MB Middle blocker No. Shirt Number OS Opposite hitter L Libero
 PR Preliminary RH Right Handed S Setter WS Outside hitter Pos Playing Position



TUE 9 JUL 2019
Start Time 14:58 - End Time 16:48
Match Duration 1h50

Results
P2

CZE vs HKG
3 1

Team	Sets	1	2	3	4	Total
CZE	3	22	25	25	25	97
HKG	1	25	19	18	10	72
	Playing Time	27min	25min	24min	20min	1h36

First Refere DZIEWIRZ (CAN)

Second Refere LOT (ITA)

CZE - Czech Republic								
No.	Name	Pos	1	2	3	4	5	Pts
2	TIBITANZL Martin	MB	12	3	3			12
4	HLADIK Martin	OS						
5	MOTYCKA Jakub	WS	5	5	5	2		8
6	KUPLIK Filip	S	9	1	1			3
7	SULC Marek	WS	2	2	2			9
8	KRAFFER Jiri	WS	5		7	5		2
9	BARTOS Pavel (C)	S	1	1				3
10	JAKUBEC Vit	MB	3	3	6	6		6
11	JANKU David	WS						
12	MIKULENKA Vladimir	MB	6	6				1
13	INDRA Patrik	OS	4	4	4	4		26
16	KOVARIK Michael	L	L	L	L	L		

HKG - Hong Kong								
No.	Name	Pos	1	2	3	4	5	Pts
6	SO Chun Hin	OS	4	4	4	5		12
7	TANG Bo Yeung	MB	15	15		17		1
8	LEE Ho Man	L	L	L	L			
10	KWOK Yin Chun (C)	WS	5	5	5	6		5
11	LEUNG Ho Yin	WS	2	2	2	10		17
12	TAI Kam Fung	S	6	6		2		2
13	AU Chin To	WS	10	10		3		2
15	LAU Chi Wing	S	1	1	1	12		1
17	CHEUNG Yi Kit	MB	3	3	3	4		5
18	POON Chi Leung	MB	6	6	6	1		6
20	MAN Chun Hin	WS		11	10			

Coach VASINA Lubomir
Assistant Coach MELICHAREK Zdenek

Coach MAK Tsz Shun
Assistant Coach

TEAM AND PLAYER PERFORMANCES

Won	Total Atts	No. Name	Scoring Skills	Won	Total Atts	No. Name
55	105	Total Team	Spike	44	107	Total Team
21	38	13 INDRA Patrik		17	30	11 LEUNG Ho Yin
8	15	5 MOTYCKA Jakub		10	21	6 SO Chun Hin
8	10	2 TIBITANZL Martin		5	15	10 KWOK Yin Chun
8	46	Total Team	Block	5	33	Total Team
3	5	6 KUPILIK Filip		2	3	6 SO Chun Hin
2	8	2 TIBITANZL Martin		1	5	17 CHEUNG Yi Kit
2	7	13 INDRA Patrik		1	13	18 POON Chi Leung
7	96	Total Team	Serve	2	73	Total Team
3	17	13 INDRA Patrik		1	5	12 TAI Kam Fung
2	8	2 TIBITANZL Martin		1	5	13 AU Chin To
1	15	7 SULC Marek				
60		Total Team	Opp. Error	52		Total Team
130	247	Total Team	Total	103	213	Total Team
26	62	13 INDRA Patrik	Best Scorer	17	43	11 LEUNG Ho Yin

LEGEND

(C) Team Captain
nn Substitute where nn = shirt number of outgoing player
MB Middle blocker
OS Opposite hitter
S Setter
n Starting line-up where n= starting position on court
Atts Attempts
No. Shirt Number
Pos Playing Position
WS Outside hitter
L Substitute Libero
L Libero
Opp Opponent
Pts Points scored



TUE 9 JUL 2019

Start Time 14:58 - End Time 16:48

Match Duration: 1h50

Match Statistics

P3


CZE vs HKG
3 1


Team	Sets	1	2	3	4	Total
CZE	3	22	25	25	25	97
HKG	1	25	19	18	10	72
	Playing Time	27min	25min	24min	20min	1h36


First Refere DZIEWIRZ (CAN)

Second Refere LOT (ITA)

CZE - Czech Republic

Scoring Spike	Rk	No.	Name	Spikes	Faults	Shots	Total Attempts	Eff %
	1	9	BARTOS Pavel	2	-	-	2	100.00
	2	2	TIBITANZL Martin	8	1	1	10	70.00
	3	10	JAKUBEC Vit	6	1	3	10	50.00
	4	13	INDRA Patrik	21	4	13	38	44.74
	5	5	MOTYCKA Jakub	8	2	5	15	40.00
	6	7	SULC Marek	7	3	8	18	22.22
	7	8	KRAFFER Jiri	2	1	3	6	16.67
	12		MIKULENKA Vladimir	1	1	4	6	
	4		HLADIK Martin	-	-	-	-	
	6		KUPILIK Filip	-	-	-	-	
	11		JANKU David	-	-	-	-	
	16		KOVARIK Michael	-	-	-	-	
Limit								
15.00%								
Team Totals				55	13	37	105	40.00

Scoring Block	Rk	No.	Name	Kill Blocks	Faults	Rebounds	Total Attempts	Avg. by Set
	1	6	KUPILIK Filip	3	1	1	5	1.00
	2	2	TIBITANZL Martin	2	3	3	8	0.67
	3	13	INDRA Patrik	2	5	-	7	0.50
	4	7	SULC Marek	1	3	1	5	0.33
	10		JAKUBEC Vit	-	4	5	9	
	12		MIKULENKA Vladimir	-	3	2	5	
	5		MOTYCKA Jakub	-	3	1	4	
	9		BARTOS Pavel	-	1	1	2	
	8		KRAFFER Jiri	-	-	1	1	
	4		HLADIK Martin	-	-	-	-	
	11		JANKU David	-	-	-	-	
	16		KOVARIK Michael	-	-	-	-	
Team Totals				8	23	15	46	2.00

Scoring Service	Rk	No.	Name	Aces	Faults	Serve Hits	Total Attempts	Avg. by Set	
	1	13	INDRA Patrik	3	4	10	17	0.75	
	2	2	TIBITANZL Martin	2	-	6	8	0.67	
	3	9	BARTOS Pavel	1	2	5	8	0.50	
	4	7	SULC Marek	1	2	12	15	0.33	
		5		MOTYCKA Jakub	-	3	16	19	
		10		JAKUBEC Vit	-	-	12	12	
		12		MIKULENKA Vladimir	-	-	7	7	
		6		KUPILIK Filip	-	1	5	6	
		8		KRAFFER Jiri	-	-	4	4	
		4		HLADIK Martin	-	-	-	-	
		11		JANKU David	-	-	-	-	
	16		KOVARIK Michael	-	-	-	-		
Team Totals				7	12	77	96	1.75	

Team	Opponent Errors & Team Faults	60	-		



TUE 9 JUL 2019


Start Time 14:58 - End Time 16:48


Match Duration: 1h50


Match Statistics

P3

CZE - Czech Republic

Non-Scoring Dig	Rk	No.	Name	Digs	Faults	Receptions	Total Attempts	Avg. by Set
		16	KOVARIK Michael	-	2	3	5	
		5	MOTYCKA Jakub	-	-	3	3	
		6	KUPILIK Filip	-	1	2	3	
		10	JAKUBEC Vit	-	1	2	3	
		13	INDRA Patrik	-	-	3	3	
		8	KRAFFER Jiri	-	1	1	2	
		7	SULC Marek	-	1	-	1	
		9	BARTOS Pavel	-	-	1	1	
		12	MIKULENKA Vladimir	-	-	1	1	
		2	TIBITANZL Martin	-	-	-	-	
		4	HLADIK Martin	-	-	-	-	
		11	JANKU David	-	-	-	-	
Team Totals				-	6	16	22	

Non-Scoring Set	Rk	No.	Name	Running Sets	Faults	Still Sets	Total Attempts	Avg. by Set
	1	9	BARTOS Pavel	12	-	13	25	6.00
	2	6	KUPILIK Filip	6	-	14	20	2.00
		8	KRAFFER Jiri	-	1	-	1	
		16	KOVARIK Michael	-	-	1	1	
		2	TIBITANZL Martin	-	-	-	-	
		4	HLADIK Martin	-	-	-	-	
		5	MOTYCKA Jakub	-	-	-	-	
		7	SULC Marek	-	-	-	-	
		10	JAKUBEC Vit	-	-	-	-	
		11	JANKU David	-	-	-	-	
		12	MIKULENKA Vladimir	-	-	-	-	
		13	INDRA Patrik	-	-	-	-	
	Team Totals				18	1	28	47

Non-Scoring Reception	Rk	No.	Name	Excellents	Faults	Serve Receptions	Total Attempts	Succ. %
	1	5	MOTYCKA Jakub	13	2	20	35	37.14
	2	7	SULC Marek	5	-	10	15	33.33
	3	16	KOVARIK Michael	1	-	3	4	25.00
		8	KRAFFER Jiri	1	-	7	8	
		6	KUPILIK Filip	-	-	1	1	
		2	TIBITANZL Martin	-	-	-	-	
		4	HLADIK Martin	-	-	-	-	
		9	BARTOS Pavel	-	-	-	-	
		10	JAKUBEC Vit	-	-	-	-	
		11	JANKU David	-	-	-	-	
		12	MIKULENKA Vladimir	-	-	-	-	
		13	INDRA Patrik	-	-	-	-	
	Limit	25.00%						
Team Totals				20	2	41	63	31.75



TUE 9 JUL 2019


Start Time 14:58 - End Time 16:48


Match Duration: 1h50


Match Statistics

P3

HKG - Hong Kong

Scoring Spike	Rk	No.	Name	Spikes	Faults	Shots	Total Attempts	Eff %
	1	12	TAI Kam Fung	1	-	-	1	100.00
	2	18	POON Chi Leung	5	-	4	9	55.56
	3	11	LEUNG Ho Yin	17	4	9	30	43.33
	4	17	CHEUNG Yi Kit	4	1	3	8	37.50
	5	6	SO Chun Hin	10	3	8	21	33.33
		10	KWOK Yin Chun	5	3	7	15	
		13	AU Chin To	1	4	7	12	
		7	TANG Bo Yeung	1	1	5	7	
		15	LAU Chi Wing	-	1	1	2	
		8	LEE Ho Man	-	1	-	1	
Limit		20	MAN Chun Hin	-	1	-	1	
15.00%	Team Totals			44	19	44	107	23.36

Scoring Block	Rk	No.	Name	Kill Blocks	Faults	Rebounds	Total Attempts	Avg. by Set
	1	6	SO Chun Hin	2	1	-	3	0.50
	2	18	POON Chi Leung	1	7	5	13	0.25
	2	17	CHEUNG Yi Kit	1	3	1	5	0.25
	2	15	LAU Chi Wing	1	1	2	4	0.25
		7	TANG Bo Yeung	-	2	2	4	
		10	KWOK Yin Chun	-	2	-	2	
		11	LEUNG Ho Yin	-	-	1	1	
		12	TAI Kam Fung	-	-	1	1	
		8	LEE Ho Man	-	-	-	-	
		13	AU Chin To	-	-	-	-	
	20	MAN Chun Hin	-	-	-	-		
	Team Totals			5	16	12	33	1.25

Scoring Service	Rk	No.	Name	Aces	Faults	Serve Hits	Total Attempts	Avg. by Set
	1	12	TAI Kam Fung	1	-	4	5	0.33
	1	13	AU Chin To	1	2	2	5	0.33
		17	CHEUNG Yi Kit	-	1	12	13	
		18	POON Chi Leung	-	1	12	13	
		11	LEUNG Ho Yin	-	4	8	12	
		15	LAU Chi Wing	-	1	10	11	
		10	KWOK Yin Chun	-	-	7	7	
		6	SO Chun Hin	-	-	6	6	
		7	TANG Bo Yeung	-	-	1	1	
		8	LEE Ho Man	-	-	-	-	
	20	MAN Chun Hin	-	-	-	-		
	Team Totals			2	9	62	73	0.50

Team	Opponent Errors & Team Faults	52	-		
------	-------------------------------	----	---	--	--



TUE 9 JUL 2019


Start Time 14:58 - End Time 16:48


Match Duration: 1h50


Match Statistics

P3

HKG - Hong Kong

Non-Scoring Dig	Rk	No.	Name	Digs	Faults	Receptions	Total Attempts	Avg. by Set
		8	LEE Ho Man	-	4	10	14	
		6	SO Chun Hin	-	2	2	4	
		15	LAU Chi Wing	-	1	3	4	
		10	KWOK Yin Chun	-	1	2	3	
		11	LEUNG Ho Yin	-	1	2	3	
		13	AU Chin To	-	1	-	1	
		18	POON Chi Leung	-	1	-	1	
		20	MAN Chun Hin	-	1	-	1	
		7	TANG Bo Yeung	-	-	-	-	
		12	TAI Kam Fung	-	-	-	-	
		17	CHEUNG Yi Kit	-	-	-	-	
Team Totals				-	12	19	31	

Non-Scoring Set	Rk	No.	Name	Running Sets	Faults	Still Sets	Total Attempts	Avg. by Set	
	1	15	LAU Chi Wing	9	3	19	31	2.25	
	2	12	TAI Kam Fung	1	-	14	15	0.33	
		7	TANG Bo Yeung	-	1	-	1		
		8	LEE Ho Man	-	-	1	1		
		11	LEUNG Ho Yin	-	1	-	1		
		6	SO Chun Hin	-	-	-	-		
		10	KWOK Yin Chun	-	-	-	-		
		13	AU Chin To	-	-	-	-		
		17	CHEUNG Yi Kit	-	-	-	-		
		18	POON Chi Leung	-	-	-	-		
		20	MAN Chun Hin	-	-	-	-		
	Team Totals				10	5	34	49	2.50

Non-Scoring Reception	Rk	No.	Name	Excellents	Faults	Serve Receptions	Total Attempts	Succ. %	
	1	10	KWOK Yin Chun	6	1	12	19	31.58	
		11	LEUNG Ho Yin	5	6	15	26		
		8	LEE Ho Man	2	-	26	28		
		13	AU Chin To	-	-	7	7		
		20	MAN Chun Hin	-	-	4	4		
		6	SO Chun Hin	-	-	-	-		
		7	TANG Bo Yeung	-	-	-	-		
		12	TAI Kam Fung	-	-	-	-		
		15	LAU Chi Wing	-	-	-	-		
		17	CHEUNG Yi Kit	-	-	-	-		
		18	POON Chi Leung	-	-	-	-		
	Limit								
	25.00%	Team Totals				13	7	64	84

LEGEND

Avg. Average

Eff. Efficiency

No. Shirt Number

Rk Rank

Suc Success %



Palazzetto dello Sport
Volleyball
Men
Preliminary - Group B
Match 6



FRI 5 JUL 2019

Start List

Start Time 17:30

USA vs KOR

P1

First Refere MICHLICH (POL)

Second Refere REJAEYAN (FRA)

USA - United States

Shirt colour Blue

No.	Name	Shirt Name	Pos.	Han.	Height	Weight	Highest Reac		Date of Birth	Tournament Totals				
							Spike cm	Block cm		Spik	Bloc	Serv	Total	%
1	JASPER Jaylen Mario		OS		2.00	95	0	0	5 MAR 1999					
2	WILDMAN Brett Mcgehee (C)		WS		1.95	86	0	0	6 MAR 2000					
3	ZOLG Garrett Christopher		S		1.90	79	0	0	23 AUG 199					
4	RATTRAY Brandon Michael		OS		1.95	90	0	0	22 MAR 199					
5	DIXON Parker Olin		WS		2.00	86	0	0	6 NOV 1997					
6	SIMMONS Michael Dean		L		1.93	81	0	0	22 SEP 1995					
7	SIEGFRIED Ethan Michael		WS		1.85	84	0	0	30 SEP 1998					
8	BARSEMIAN Raymond Sarki		WS		1.98	88	0	0	13 SEP 1997					
9	GIBB Chandler John		S		1.88	79	0	0	3 APR 1996					
10	MITCHEM Tyler Joseph		MB		2.10	104	0	0	24 MAY 199					
11	PRESHO Tyler Jacob		MB		2.03	97	0	0	8 AUG 1999					
12	LEESON Blake Gregory		MB		2.03	86	0	0	7 JUN 1995					

Coac PERROTTE Ryan

Assista SHIARI Morteza / KELLY William Timothy

KOR - Republic of Korea

Shirt colour White

No.	Name	Shirt Name	Pos.	Han.	Height	Weight	Highest Reac		Date of Birth	Tournament Totals				
							Spike cm	Block cm		Spik	Bloc	Serv	Total	%
1	HONG Sanghyeok		WS		1.94	88	305	320	20 JUL 1998					
2	SONG Wonggeun		MB		1.98	83	305	320	23 JAN 1997					
3	GIM Myeongwan		S		1.96	80	295	300	8 JUL 1997					
4	KIM Gwangil		S		1.89	78	290	310	30 MAR 199					
5	KOO Jahyeok		L		1.81	77	300	310	10 JUL 1998					
6	KIM Jeongho (C)		WS		1.87	83	280	300	1 MAR 1997					
7	JEONG Seonghwan		MB		1.97	85	290	295	23 FEB 1996					
8	JUENG Taehyun		WS		1.94	85	305	320	8 MAY 1997					
9	GU Bonseung		OS		1.94	80	300	310	13 MAR 199					
10	PARK Chanwoong		MB		1.96	80	305	320	13 AUG 199					
11	KIM Seunqtae		MB		1.94	87	290	300	26 MAR 199					
12	PARK Changseong		OS		2.00	90	320	298	21 SEP 1998					

Coac JANG Yeong Ki

Assista SONG Byung Il / CHOI Eunho

LEGEND

% Percentage of total team s (C) Team Captain

BH Both Handed

Han Handedness

L Libero

LH Left Handed

MB Middle blocker

No. Shirt Number

OS Opposite hitter

Pos Playing Position

PR Preliminary

RH Right Handed

S Setter

WS Outside hitter





FRI 5 JUL 2019
Start Time 17:29 - End Time 19:45
Match Duration 2h15

Results
P2

USA vs KOR
3 2

Team	Sets	1	2	3	4	5	Total
USA	3	25	25	18	21	15	104
KOR	2	21	20	25	25	13	104
	Playing Time	24min	26min	26min	29min	16min	2h2

First Refere MICHLICH (POL)

Second Refere REJAEYAN (FRA)

USA - United States								
No.	Name	Pos	1	2	3	4	5	Pts
1	JASPER Jaylen Mario	OS	2	4	2	4	6	20
2	WILDMAN Brett Mcgehee (C)	WS	12	10		10		
3	ZOLG Garrett Christopher	S	5	1	5	1	3	3
4	RATTRAY Brandon Michael	OS				1		
5	DIXON Parker Olin	WS	10	12		7		
6	SIMMONS Michael Dean	L	L	L	L	L	L	
7	SIEGFRIED Ethan Michael	WS	3	5	3	5	1	12
8	BARSEMIAN Raymond Sarkis	WS	6	2	6	2	4	11
9	GIBB Chandler John	S		1		3	10	1
10	MITCHEM Tyler Joseph	MB	4	6	4	6	2	11
11	PRESHO Kyler Jacob	MB						
12	LEESON Blake Gregory	MB	1	3	1	3	5	16

KOR - Republic of Korea								
No.	Name	Pos	1	2	3	4	5	Pts
1	HONG Sanghyeok	WS	4	4	4	4	1	14
2	SONG Wongeun	MB		10	5	5	2	4
3	GIM Myeongwan	S	6	6	6	6	3	2
4	KIM Gwangil	S	3					
5	KOO Jahyeok	L	L	L	L	L	L	
6	KIM Jeongho (C)	WS	1	1	1	1	4	17
7	JEONG Seonghwan	MB	2	2	2	2	5	3
8	JUENG Taehyun	WS	10	7	7	1		1
9	GU Bonseung	OS		12	3	3	6	7
10	PARK Chanwoong	MB	5	5				1
11	KIM Seungtae	MB						
12	PARK Changseong	OS	3	3				4

Coach PERROTTE Ryan
Assistant Coach SHIARI Morteza / KELLY William Timothy

Coach JANG Yeong Ki
Assistant Coach SONG Byung Il / CHOI Eunho

TEAM AND PLAYER PERFORMANCES

Won	Total Atts	No. Name	Scoring Skills	Won	Total Atts	No. Name
55	108	Total Team	Spike	47	108	Total Team
17	29	1 JASPER Jaylen Mario		15	33	6 KIM Jeongho
11	18	12 LEESON Blake Gregory		13	32	1 HONG Sanghyeok
10	20	10 MITCHEM Tyler Joseph		7	18	9 GU Bonseung
15	52	Total Team	Block	5	31	Total Team
5	15	12 LEESON Blake Gregory		2	8	2 SONG Wongeun
5	6	8 BARSEMIAN Raymond Sarkis		1	3	10 PARK Chanwoong
2	3	7 SIEGFRIED Ethan Michael		1	2	1 HONG Sanghyeok
4	103	Total Team	Serve	1	105	Total Team
1	20	8 BARSEMIAN Raymond Sarkis		1	22	6 KIM Jeongho
1	13	7 SIEGFRIED Ethan Michael				
1	15	1 JASPER Jaylen Mario				
53		Total Team	Opp. Error	77		Total Team
127	263	Total Team	Total	130	244	Total Team

20	52	1 JASPER Jaylen Mario	Best Scorer	17	58	6 KIM Jeongho
----	----	-----------------------	--------------------	----	----	---------------

LEGEND

(C) Team Captain
nn Substitute where nn = shirt number of outgoing player
MB Middle blocker
OS Opposite hitter
S Setter
n Starting line-up where n= starting position on court
Atts Attempts
No. Shirt Number
Pos Playing Position
WS Outside hitter
L Substitute Libero
L Libero
Opp Opponent
Pts Points scored



FRI 5 JUL 2019

Start Time 17:29 - End Time 19:45

Match Duration: 2h15

Match Statistics

P3


USA vs KOR
3 2


Team	Sets	1	2	3	4	5	Total
USA	3	25	25	18	21	15	104
KOR	2	21	20	25	25	13	104
	Playing Time	24min	26min	26min	29min	16min	2h2


First Refere MICHLICH (POL)

Second Refere REJAEYAN (FRA)

USA - United States

Scoring Spike	Rk	No.	Name	Spikes	Faults	Shots	Total Attempts	Eff %
	1	12	LEESON Blake Gregory	11	3	4	18	44.44
	2	1	JASPER Jaylen Mario	17	5	7	29	41.38
	3	7	SIEGFRIED Ethan Michael	9	2	8	19	36.84
	4	3	ZOLG Garrett Christopher	3	1	2	6	33.33
	5	10	MITCHEM Tyler Joseph	10	5	5	20	25.00
	8		BARSEMIAN Raymond Sarkis	5	4	6	15	
	6		SIMMONS Michael Dean	-	-	1	1	
	2		WILDMAN Brett Mcgehee	-	-	-	-	
	4		RATTRAY Brandon Michael	-	-	-	-	
	5		DIXON Parker Olin	-	-	-	-	
	9		GIBB Chandler John	-	-	-	-	
11		PRESHO Kyler Jacob	-	-	-	-		
Limit								
15.00%								
Team Totals				55	20	33	108	32.41

Scoring Block	Rk	No.	Name	Kill Blocks	Faults	Rebounds	Total Attempts	Avg. by Set
	1	12	LEESON Blake Gregory	5	4	6	15	1.00
	1	8	BARSEMIAN Raymond Sarkis	5	1	-	6	1.00
	3	1	JASPER Jaylen Mario	2	1	5	8	0.40
	3	7	SIEGFRIED Ethan Michael	2	1	-	3	0.40
	5	10	MITCHEM Tyler Joseph	1	8	6	15	0.20
	3		ZOLG Garrett Christopher	-	2	1	3	
	5		DIXON Parker Olin	-	-	1	1	
	6		SIMMONS Michael Dean	-	-	1	1	
	2		WILDMAN Brett Mcgehee	-	-	-	-	
	4		RATTRAY Brandon Michael	-	-	-	-	
	9		GIBB Chandler John	-	-	-	-	
11		PRESHO Kyler Jacob	-	-	-	-		
Team Totals				15	17	20	52	3.00

Scoring Service	Rk	No.	Name	Aces	Faults	Serve Hits	Total Attempts	Avg. by Set
	1	9	GIBB Chandler John	1	-	4	5	0.33
	2	8	BARSEMIAN Raymond Sarkis	1	7	12	20	0.20
	2	1	JASPER Jaylen Mario	1	8	6	15	0.20
	2	7	SIEGFRIED Ethan Michael	1	6	6	13	0.20
	3		ZOLG Garrett Christopher	-	3	19	22	
	12		LEESON Blake Gregory	-	1	11	12	
	10		MITCHEM Tyler Joseph	-	3	6	9	
	2		WILDMAN Brett Mcgehee	-	-	4	4	
	5		DIXON Parker Olin	-	2	-	2	
	4		RATTRAY Brandon Michael	-	-	1	1	
	6		SIMMONS Michael Dean	-	-	-	-	
11		PRESHO Kyler Jacob	-	-	-	-		
Team Totals				4	30	69	103	0.80

Team	Opponent Errors & Team Faults	53	-		
------	-------------------------------	----	---	--	--



FRI 5 JUL 2019


Start Time 17:29 - End Time 19:45


Match Duration: 2h15


Match Statistics

P3

USA - United States

Non-Scoring Dig	Rk	No.	Name	Digs	Faults	Receptions	Total Attempts	Avg. by Set
		6	SIMMONS Michael Dean	-	3	5	8	
		7	SIEGFRIED Ethan Michael	-	2	3	5	
		3	ZOLG Garrett Christopher	-	2	2	4	
		1	JASPER Jaylen Mario	-	1	2	3	
		5	DIXON Parker Olin	-	1	1	2	
		12	LEESON Blake Gregory	-	-	2	2	
		10	MITCHEM Tyler Joseph	-	1	-	1	
		2	WILDMAN Brett Mcgehee	-	-	-	-	
		4	RATTRAY Brandon Michael	-	-	-	-	
		8	BARSEMIAN Raymond Sarkis	-	-	-	-	
		9	GIBB Chandler John	-	-	-	-	
	11	PRESHO Kyler Jacob	-	-	-	-		
Team Totals				-	10	15	25	

Non-Scoring Set	Rk	No.	Name	Running Sets	Faults	Still Sets	Total Attempts	Avg. by Set
	1	3	ZOLG Garrett Christopher	23	4	31	58	4.60
		1	JASPER Jaylen Mario	-	-	-	-	
		2	WILDMAN Brett Mcgehee	-	-	-	-	
		4	RATTRAY Brandon Michael	-	-	-	-	
		5	DIXON Parker Olin	-	-	-	-	
		6	SIMMONS Michael Dean	-	-	-	-	
		7	SIEGFRIED Ethan Michael	-	-	-	-	
		8	BARSEMIAN Raymond Sarkis	-	-	-	-	
		9	GIBB Chandler John	-	-	-	-	
		10	MITCHEM Tyler Joseph	-	-	-	-	
		11	PRESHO Kyler Jacob	-	-	-	-	
		12	LEESON Blake Gregory	-	-	-	-	
Team Totals				23	4	31	58	4.60

Non-Scoring Reception	Rk	No.	Name	Excellents	Faults	Serve Receptions	Total Attempts	Succ. %
	1	7	SIEGFRIED Ethan Michael	9	-	12	21	42.86
	2	5	DIXON Parker Olin	1	-	2	3	33.33
	3	8	BARSEMIAN Raymond Sarkis	15	1	30	46	32.61
	4	6	SIMMONS Michael Dean	4	-	9	13	30.77
		10	MITCHEM Tyler Joseph	-	-	2	2	
		2	WILDMAN Brett Mcgehee	-	-	1	1	
		1	JASPER Jaylen Mario	-	-	-	-	
		3	ZOLG Garrett Christopher	-	-	-	-	
		4	RATTRAY Brandon Michael	-	-	-	-	
		9	GIBB Chandler John	-	-	-	-	
		11	PRESHO Kyler Jacob	-	-	-	-	
		12	LEESON Blake Gregory	-	-	-	-	
Limit								
25.00%	Team Totals			29	1	56	86	33.72



FRI 5 JUL 2019


Start Time 17:29 - End Time 19:45


Match Duration: 2h15


Match Statistics

P3

KOR - Republic of Korea

Scoring Spike	Rk	No.	Name	Spikes	Faults	Shots	Total Attempts	Eff %
	1	2	SONG Wongeun	2	-	1	3	66.67
	2	1	HONG Sanghyeok	13	4	15	32	28.13
	3	6	KIM Jeongho	15	6	12	33	27.27
	4	3	GIM Myeonggwon	2	1	1	4	25.00
		9	GU Bonseung	7	6	5	18	
		12	PARK Changseong	4	3	1	8	
		7	JEONG Seonghwan	3	3	1	7	
		8	JUENG Taehyun	1	1	-	2	
		10	PARK Chanwoong	-	-	1	1	
		4	KIM Gwangil	-	-	-	-	
		5	KOO Jahyeok	-	-	-	-	
	11	KIM Seungtae	-	-	-	-		
Limit								
15.00%	Team Totals			47	24	37	108	21.30

Scoring Block	Rk	No.	Name	Kill Blocks	Faults	Rebounds	Total Attempts	Avg. by Set
	1	2	SONG Wongeun	2	4	2	8	0.50
	1	10	PARK Chanwoong	1	1	1	3	0.50
	3	6	KIM Jeongho	1	1	1	3	0.20
	3	1	HONG Sanghyeok	1	1	-	2	0.20
		7	JEONG Seonghwan	-	5	2	7	
		3	GIM Myeonggwon	-	3	3	6	
		9	GU Bonseung	-	1	-	1	
		12	PARK Changseong	-	-	1	1	
		4	KIM Gwangil	-	-	-	-	
		5	KOO Jahyeok	-	-	-	-	
		8	JUENG Taehyun	-	-	-	-	
	11	KIM Seungtae	-	-	-	-		
Team Totals				5	16	10	31	1.00

Scoring Service	Rk	No.	Name	Aces	Faults	Serve Hits	Total Attempts	Avg. by Set
	1	6	KIM Jeongho	1	7	14	22	0.20
		1	HONG Sanghyeok	-	3	13	16	
		7	JEONG Seonghwan	-	1	13	14	
		2	SONG Wongeun	-	-	13	13	
		3	GIM Myeonggwon	-	2	11	13	
		9	GU Bonseung	-	1	12	13	
		10	PARK Chanwoong	-	1	4	5	
		8	JUENG Taehyun	-	2	2	4	
		12	PARK Changseong	-	1	3	4	
		4	KIM Gwangil	-	-	1	1	
		5	KOO Jahyeok	-	-	-	-	
	11	KIM Seungtae	-	-	-	-		
Team Totals				1	18	86	105	0.20

Team	Opponent Errors & Team Faults	77	-		
-------------	--	-----------	----------	--	--



FRI 5 JUL 2019


Start Time 17:29 - End Time 19:45


Match Duration: 2h15


Match Statistics

P3

KOR - Republic of Korea

Non-Scoring Dig	Rk	No.	Name	Digs	Faults	Receptions	Total Attempts	Avg. by Set
		6	KIM Jeongho	-	1	8	9	
		5	KOO Jahyeok	-	-	6	6	
		3	GIM Myeonggwon	-	3	2	5	
		9	GU Bonseung	-	-	4	4	
		1	HONG Sanghyeok	-	-	3	3	
		7	JEONG Seonghwan	-	-	1	1	
		12	PARK Changseong	-	1	-	1	
		2	SONG Wongeun	-	-	-	-	
		4	KIM Gwangil	-	-	-	-	
		8	JUENG Taehyun	-	-	-	-	
		10	PARK Chanwoong	-	-	-	-	
	11	KIM Seungtae	-	-	-	-		
Team Totals				-	5	24	29	

Non-Scoring Set	Rk	No.	Name	Running Sets	Faults	Still Sets	Total Attempts	Avg. by Set
	1	3	GIM Myeonggwon	15	-	35	50	3.00
		4	KIM Gwangil	-	1	1	2	
		6	KIM Jeongho	-	-	1	1	
		9	GU Bonseung	-	-	1	1	
		1	HONG Sanghyeok	-	-	-	-	
		2	SONG Wongeun	-	-	-	-	
		5	KOO Jahyeok	-	-	-	-	
		7	JEONG Seonghwan	-	-	-	-	
		8	JUENG Taehyun	-	-	-	-	
		10	PARK Chanwoong	-	-	-	-	
		11	KIM Seungtae	-	-	-	-	
		12	PARK Changseong	-	-	-	-	
Team Totals				15	1	38	54	3.00

Non-Scoring Reception	Rk	No.	Name	Excellents	Faults	Serve Receptions	Total Attempts	Succ. %
	1	6	KIM Jeongho	8	-	16	24	33.33
	1	1	HONG Sanghyeok	7	1	13	21	33.33
	3	5	KOO Jahyeok	7	3	16	26	26.92
		3	GIM Myeonggwon	-	-	1	1	
		7	JEONG Seonghwan	-	-	1	1	
		2	SONG Wongeun	-	-	-	-	
		4	KIM Gwangil	-	-	-	-	
		8	JUENG Taehyun	-	-	-	-	
		9	GU Bonseung	-	-	-	-	
		10	PARK Chanwoong	-	-	-	-	
		11	KIM Seungtae	-	-	-	-	
		12	PARK Changseong	-	-	-	-	
Limit								
25.00%	Team Totals			22	4	47	73	30.14

LEGEND

Avg. Average

Eff. Efficiency

No. Shirt Number

Rk Rank

Suc Success %



FRI 5 JUL 2019

Start List

Start Time 20:00

RUS vs POR

P1

RUS - Russia

No.	Name	Shirt Name	Pos.	Han.	Height	Weight	Highest Reac		Date of Birth	Tournament Totals				
							Spike cm	Block cm		Spik	Bloc	Serv	Total	%
1	PANKOV Pavel (C)		S		1.98	108	345	330	14 AUG 199					
2	KLETS Kirill		OS		2.10	102	340	330	15 MAR 199					
3	SURMACHEVSKIY Andrey		WS		1.96	98	335	325	22 JUN 1996					
4	KONONOV Aleksei		MB		2.13	96	350	340	9 APR 1997					
7	URSOV Kirill		WS		1.94	80	335	325	13 FEB 1995					
8	PAKSHIN Roman		WS		2.03	82	335	320	17 APR 1998					
9	BOGDAN Denis		WS		2.00	98	350	340	13 OCT 199					
10	YAKOVLEV Dmitry		OS		2.04	98	350	340	21 JUN 1998					
11	POROSHIN Roman		S		2.01	99	332	321	28 AUG 199					
13	BELOGORTSEV Maksim		MB		2.03	103	340	330	3 FEB 1996					
16	MELNIKOV Aleksandr		MB		2.06	96	350	340	3 MAY 1997					
19	KRIVITCHENKO Semen		L		1.83	83	305	305	6 MAR 1995					

Coac VERBOV Aleksey

Assista SIDENKO Konstantin

POR - Portugal

No.	Name	Shirt Name	Pos.	Han.	Height	Weight	Highest Reac		Date of Birth	Tournament Totals				
							Spike cm	Block cm		Spik	Bloc	Serv	Total	%
1	SANTOS Frederico		S		1.90	73	335	320	16 SEP 1997					
2	MENEZES Guilherme		MB		1.97	92	325	300	20 DEC 200					
3	CAVALCANTI Rafael		OS		1.90	80	316	295	20 OCT 199					
4	SINFONIO Miguel		MB		1.96	92	350	330	18 MAR 199					
5	ROSA Andre (C)		OS		1.94	85	325	300	26 JAN 1997					
6	CUNHA Miquel		OS		1.96	99	325	298	18 AUG 199					
7	REIS Afonso		S		1.83	79	305	280	9 AUG 1999					
8	PEIXOTO Miguel		L		1.72	67	295	275	28 AUG 200					
9	GOMES Diogo		L		1.82	76	294	273	5 JAN 1996					
10	CUNHA Bruno		OS		1.94	92	325	298	18 AUG 199					
11	MARQUES Andre		OS		1.88	73	325	310	10 APR 2000					
12	BELLO Jose		MB		1.94	85	330	315	5 DEC 1999					

Coac JOSE Joao

Assista PRATA Carlos / MEDEIROS Rodrigo

LEGEND

% Percentage of total team s (C) Team Captain

BH Both Handed

Han Handedness

L Libero

LH Left Handed

MB Middle blocker

No. Shirt Number

OS Opposite hitter

Pos Playing Position

PR Preliminary

RH Right Handed

S Setter

WS Outside hitter



FRI 5 JUL 2019
Start Time 20:20 - End Time 22:16
Match Duration 1h55

Results
P2

RUS vs POR
3 1

Team	Sets	1	2	3	4	Total
RUS	3	24	25	25	25	99
POR	1	26	15	20	17	78
	Playing Time	28min	23min	29min	24min	1h45

First Refere LOT (ITA)

Second Refere HSU (TPE)

RUS - Russia								
No.	Name	Pos	1	2	3	4	5	Pts
1	PANKOV Pavel (C)	S	10				11	2
2	KLETS Kirill	OS	11					1
3	SURMACHEVSKIY Andrey	WS	4	4	4	4		10
4	KONONOV Aleksei	MB	5	5	5	5		9
7	URSOV Kirill	WS			3	3		1
8	PAKSHIN Roman	WS						
9	BOGDAN Denis	WS	1	1	1	1		13
10	YAKOVLEV Dmitry	OS	3	3	3	3		21
11	POROSHIN Roman	S	6	6	6	6		3
13	BELOGORTSEV Maksim	MB						
16	MELNIKOV Aleksandr	MB	2	2	2	2		8
19	KRIVITCHENKO Semen	L	L	L	L	L		

POR - Portugal								
No.	Name	Pos	1	2	3	4	5	Pts
1	SANTOS Frederico	S		4	7	7		
2	MENEZES Guilherme	MB	3	4	3	5		5
3	CAVALCANTI Rafael	OS			11			
4	SINFRONIO Miguel	MB	6	1	6			2
5	ROSA Andre (C)	OS	2	3	2	4		12
6	CUNHA Miguel	OS		11				
7	REIS Afonso	S	1	2	1	3		
8	PEIXOTO Miguel	L						
9	GOMES Diogo	L	L	L	L	L		
10	CUNHA Bruno	OS	4	5	4	6		20
11	MARQUES Andre	OS	5	6	5	1		4
12	BELO Jose	MB			4	2		1

Coach VERBOV Aleksey
Assistant Coach SIDENKO Konstantin

Coach JOSE Joao
Assistant Coach PRATA Carlos / MEDEIROS Rodrigo

TEAM AND PLAYER PERFORMANCES

Won	Total Atts	No. Name	Scoring Skills	Won	Total Atts	No. Name
46	86	Total Team	Spike	35	97	Total Team
17	26	10 YAKOVLEV Dmitry		17	39	10 CUNHA Bruno
9	16	9 BOGDAN Denis		10	28	5 ROSA Andre
8	23	3 SURMACHEVSKIY Andrey		4	9	2 MENEZES Guilherme
13	54	Total Team	Block	5	32	Total Team
4	16	4 KONONOV Aleksei		3	3	10 CUNHA Bruno
3	21	16 MELNIKOV Aleksandr		2	9	4 SINFRONIO Miguel
2	8	3 SURMACHEVSKIY Andrey				
9	98	Total Team	Serve	4	79	Total Team
3	16	9 BOGDAN Denis		2	18	5 ROSA Andre
3	17	10 YAKOVLEV Dmitry		1	15	2 MENEZES Guilherme
2	5	1 PANKOV Pavel		1	6	12 BELO Jose
62		Total Team	Opp. Error	62		Total Team
130	238	Total Team	Total	106	208	Total Team
21	47	10 YAKOVLEV Dmitry	Best Scorer	20	53	10 CUNHA Bruno

LEGEND

(C) Team Captain
nn Substitute where nn = shirt number of outgoing player
MB Middle blocker
OS Opposite hitter
S Setter
n Starting line-up where n= starting position on court
Atts Attempts
No. Shirt Number
Pos Playing Position
WS Outside hitter
L Substitute Libero
L Libero
Opp Opponent
Pts Points scored



FRI 5 JUL 2019

Start Time 20:20 - End Time 22:16

Match Duration: 1h55

Match Statistics

P3


RUS vs POR
3 1


Team	Sets	1	2	3	4	Total
RUS	3	24	25	25	25	99
POR	1	26	15	20	17	78
	Playing Time	28min	23min	29min	24min	1h45


First Refere LOT (ITA)

Second Refere HSU (TPE)

RUS - Russia

Scoring Spike	Rk	No.	Name	Spikes	Faults	Shots	Total Attempts	Eff %
	1	7	URSOV Kirill	1	-	-	1	100.00
	2	4	KONONOV Aleksei	4	-	2	6	66.67
	2	11	POROSHIN Roman	2	-	1	3	66.67
	4	10	YAKOVLEV Dmitry	17	1	8	26	61.54
	5	9	BOGDAN Denis	9	2	5	16	43.75
	6	16	MELNIKOV Aleksandr	5	1	4	10	40.00
		3	SURMACHEVSKIY Andrey	8	7	8	23	
		19	KRIVITCHENKO Semen	-	-	1	1	
		1	PANKOV Pavel	-	-	-	-	
		2	KLETS Kirill	-	-	-	-	
		8	PAKSHIN Roman	-	-	-	-	
		13	BELOGORTSEV Maksim	-	-	-	-	
	Limit							
15.00%	Team Totals			46	11	29	86	40.70

Scoring Block	Rk	No.	Name	Kill Blocks	Faults	Rebounds	Total Attempts	Avg. by Set
	1	4	KONONOV Aleksei	4	3	9	16	1.00
	1	2	KLETS Kirill	1	-	-	1	1.00
	3	16	MELNIKOV Aleksandr	3	10	8	21	0.75
	4	3	SURMACHEVSKIY Andrey	2	3	3	8	0.50
	5	10	YAKOVLEV Dmitry	1	1	2	4	0.25
	5	9	BOGDAN Denis	1	-	1	2	0.25
	5	11	POROSHIN Roman	1	1	-	2	0.25
		1	PANKOV Pavel	-	-	-	-	
		7	URSOV Kirill	-	-	-	-	
		8	PAKSHIN Roman	-	-	-	-	
		13	BELOGORTSEV Maksim	-	-	-	-	
		19	KRIVITCHENKO Semen	-	-	-	-	
	Team Totals				13	18	23	54

Scoring Service	Rk	No.	Name	Aces	Faults	Serve Hits	Total Attempts	Avg. by Set
	1	1	PANKOV Pavel	2	1	2	5	1.00
	2	10	YAKOVLEV Dmitry	3	3	11	17	0.75
	2	9	BOGDAN Denis	3	5	8	16	0.75
	4	4	KONONOV Aleksei	1	5	11	17	0.25
		16	MELNIKOV Aleksandr	-	3	12	15	
		3	SURMACHEVSKIY Andrey	-	5	9	14	
		11	POROSHIN Roman	-	1	13	14	
		2	KLETS Kirill	-	-	-	-	
		7	URSOV Kirill	-	-	-	-	
		8	PAKSHIN Roman	-	-	-	-	
		13	BELOGORTSEV Maksim	-	-	-	-	
		19	KRIVITCHENKO Semen	-	-	-	-	
	Team Totals				9	23	66	98

Team	Opponent Errors & Team Faults	62	-		
------	-------------------------------	----	---	--	--



FRI 5 JUL 2019


Start Time 20:20 - End Time 22:16


Match Duration: 1h55


Match Statistics

P3

RUS - Russia

Non-Scoring Dig	Rk	No.	Name	Digs	Faults	Receptions	Total Attempts	Avg. by Set
		3	SURMACHEVSKIY Andrey	-	3	1	4	
		19	KRIVITCHENKO Semen	-	2	2	4	
		9	BOGDAN Denis	-	-	3	3	
		10	YAKOVLEV Dmitry	-	1	2	3	
		11	POROSHIN Roman	-	-	3	3	
		16	MELNIKOV Aleksandr	-	2	1	3	
		1	PANKOV Pavel	-	-	1	1	
		2	KLETS Kirill	-	-	-	-	
		4	KONONOV Aleksei	-	-	-	-	
		7	URSOV Kirill	-	-	-	-	
		8	PAKSHIN Roman	-	-	-	-	
		13	BELOGORTSEV Maksim	-	-	-	-	
	Team Totals				-	8	13	21

Non-Scoring Set	Rk	No.	Name	Running Sets	Faults	Still Sets	Total Attempts	Avg. by Set	
	1	11	POROSHIN Roman	11	-	18	29	2.75	
	2	1	PANKOV Pavel	3	1	6	10	1.50	
		3	SURMACHEVSKIY Andrey	-	1	-	1		
		10	YAKOVLEV Dmitry	-	1	-	1		
		19	KRIVITCHENKO Semen	-	-	1	1		
		2	KLETS Kirill	-	-	-	-		
		4	KONONOV Aleksei	-	-	-	-		
		7	URSOV Kirill	-	-	-	-		
		8	PAKSHIN Roman	-	-	-	-		
		9	BOGDAN Denis	-	-	-	-		
		13	BELOGORTSEV Maksim	-	-	-	-		
		16	MELNIKOV Aleksandr	-	-	-	-		
	Team Totals				14	3	25	42	3.50

Non-Scoring Reception	Rk	No.	Name	Excellents	Faults	Serve Receptions	Total Attempts	Succ. %	
	1	7	URSOV Kirill	1	-	1	2	50.00	
	2	19	KRIVITCHENKO Semen	6	2	13	21	28.57	
	3	3	SURMACHEVSKIY Andrey	4	2	12	18	22.22	
		9	BOGDAN Denis	3	-	19	22		
		1	PANKOV Pavel	-	-	-	-		
		2	KLETS Kirill	-	-	-	-		
		4	KONONOV Aleksei	-	-	-	-		
		8	PAKSHIN Roman	-	-	-	-		
		10	YAKOVLEV Dmitry	-	-	-	-		
		11	POROSHIN Roman	-	-	-	-		
		13	BELOGORTSEV Maksim	-	-	-	-		
		16	MELNIKOV Aleksandr	-	-	-	-		
	Limit								
	25.00%	Team Totals			14	4	45	63	22.22



FRI 5 JUL 2019


Start Time 20:20 - End Time 22:16


Match Duration: 1h55


Match Statistics

P3

POR - Portugal

Scoring Spike	Rk	No.	Name	Spikes	Faults	Shots	Total Attempts	Eff %
	1	2	MENEZES Guilherme	4	1	4	9	33.33
	2	10	CUNHA Bruno	17	8	14	39	23.08
		5	ROSA Andre	10	8	10	28	
		11	MARQUES Andre	4	4	4	12	
		4	SINFRONIO Miguel	-	2	1	3	
		6	CUNHA Miguel	-	2	1	3	
		1	SANTOS Frederico	-	-	1	1	
		3	CAVALCANTI Rafael	-	-	1	1	
		9	GOMES Diogo	-	-	1	1	
		7	REIS Afonso	-	-	-	-	
		8	PEIXOTO Miguel	-	-	-	-	
		12	BELO Jose	-	-	-	-	
Limit								
15.00%	Team Totals			35	25	37	97	

Scoring Block	Rk	No.	Name	Kill Blocks	Faults	Rebounds	Total Attempts	Avg. by Set
	1	10	CUNHA Bruno	3	-	-	3	0.75
	2	4	SINFRONIO Miguel	2	4	3	9	0.67
		2	MENEZES Guilherme	-	3	3	6	
		5	ROSA Andre	-	5	1	6	
		7	REIS Afonso	-	2	1	3	
		12	BELO Jose	-	2	1	3	
		1	SANTOS Frederico	-	-	1	1	
		3	CAVALCANTI Rafael	-	1	-	1	
		6	CUNHA Miguel	-	-	-	-	
		8	PEIXOTO Miguel	-	-	-	-	
		9	GOMES Diogo	-	-	-	-	
	11	MARQUES Andre	-	-	-	-		
Team Totals				5	17	10	32	1.25

Scoring Service	Rk	No.	Name	Aces	Faults	Serve Hits	Total Attempts	Avg. by Set
	1	5	ROSA Andre	2	4	12	18	0.50
	1	12	BELO Jose	1	1	4	6	0.50
	3	2	MENEZES Guilherme	1	2	12	15	0.25
		10	CUNHA Bruno	-	2	9	11	
		7	REIS Afonso	-	1	8	9	
		11	MARQUES Andre	-	4	4	8	
		1	SANTOS Frederico	-	-	5	5	
		4	SINFRONIO Miguel	-	-	5	5	
		3	CAVALCANTI Rafael	-	-	1	1	
		6	CUNHA Miguel	-	-	1	1	
		8	PEIXOTO Miguel	-	-	-	-	
	9	GOMES Diogo	-	-	-	-		
Team Totals				4	14	61	79	1.00

Team	Opponent Errors & Team Faults	62	-		
-------------	--	-----------	----------	--	--



FRI 5 JUL 2019


Start Time 20:20 - End Time 22:16


Match Duration: 1h55


Match Statistics

P3

POR - Portugal

Non-Scoring Dig	Rk	No.	Name	Digs	Faults	Receptions	Total Attempts	Avg. by Set
		7	REIS Afonso	-	-	5	5	
		9	GOMES Diogo	-	3	2	5	
		11	MARQUES Andre	-	1	4	5	
		5	ROSA Andre	-	1	3	4	
		10	CUNHA Bruno	-	1	1	2	
		2	MENEZES Guilherme	-	-	1	1	
		3	CAVALCANTI Rafael	-	1	-	1	
		4	SINFRONIO Miguel	-	-	1	1	
		1	SANTOS Frederico	-	-	-	-	
		6	CUNHA Miguel	-	-	-	-	
		8	PEIXOTO Miguel	-	-	-	-	
		12	BELO Jose	-	-	-	-	
Team Totals				-	7	17	24	

Non-Scoring Set	Rk	No.	Name	Running Sets	Faults	Still Sets	Total Attempts	Avg. by Set
	1	7	REIS Afonso	4	1	26	31	1.00
	2	1	SANTOS Frederico	1	1	9	11	0.33
		4	SINFRONIO Miguel	-	1	-	1	
		11	MARQUES Andre	-	-	1	1	
		2	MENEZES Guilherme	-	-	-	-	
		3	CAVALCANTI Rafael	-	-	-	-	
		5	ROSA Andre	-	-	-	-	
		6	CUNHA Miguel	-	-	-	-	
		8	PEIXOTO Miguel	-	-	-	-	
		9	GOMES Diogo	-	-	-	-	
		10	CUNHA Bruno	-	-	-	-	
		12	BELO Jose	-	-	-	-	
Team Totals				5	3	36	44	1.25

Non-Scoring Reception	Rk	No.	Name	Excellents	Faults	Serve Receptions	Total Attempts	Succ. %
		9	GOMES Diogo	4	3	24	31	
		11	MARQUES Andre	2	3	21	26	
		5	ROSA Andre	-	3	10	13	
		6	CUNHA Miguel	-	-	2	2	
		2	MENEZES Guilherme	-	-	1	1	
		1	SANTOS Frederico	-	-	-	-	
		3	CAVALCANTI Rafael	-	-	-	-	
		4	SINFRONIO Miguel	-	-	-	-	
		7	REIS Afonso	-	-	-	-	
		8	PEIXOTO Miguel	-	-	-	-	
		10	CUNHA Bruno	-	-	-	-	
		12	BELO Jose	-	-	-	-	
Limit	25.00%							
Team Totals				6	9	58	73	

LEGEND

Avg. Average

Eff. Efficiency

No. Shirt Number

Rk Rank

Suc Success %



SAT 6 JUL 2019
Start Time 17:30

Start List

KOR vs RUS

P1

First Refere CAREAGA (CHI)

Second Refere DZIEWIRZ (CAN)

KOR - Republic of Korea

Shirt colour Red

No.	Name	Shirt Name	Pos.	Han.	Height	Weight	Highest Reac		Date of Birth	Tournament Totals				
							Spike cm	Block cm		Spik	Bloc	Serv	Total	%
1	HONG Sanghyeok		WS		1.94	88	305	320	20 JUL 1998	13	1	0	14	27.45
2	SONG Wongeun		MB		1.98	83	305	320	23 JAN 1997	2	2	0	4	7.84
3	GIM Myeongqwan		S		1.96	80	295	300	8 JUL 1997	2	0	0	2	3.92
4	KIM Gwangil		S		1.89	78	290	310	30 MAR 199	0	0	0	0	0
5	KOO Jahyeok		L		1.81	77	300	310	10 JUL 1998	0	0	0	0	0
6	KIM Jeongho (C)		WS		1.87	83	280	300	1 MAR 1997	15	1	1	17	33.33
7	JEONG Seonghwan		MB		1.97	85	290	295	23 FEB 1996	3	0	0	3	5.88
8	JUENG Taehyun		WS		1.94	85	305	320	8 MAY 1997	1	0	0	1	1.96
9	GU Bonseung		OS		1.94	80	300	310	13 MAR 199	7	0	0	7	13.73
10	PARK Chanwoong		MB		1.96	80	305	320	13 AUG 199	0	1	0	1	1.96
11	KIM Seungtae		MB		1.94	87	290	300	26 MAR 199	0	0	0	0	0
12	PARK Changseong		OS		2.00	90	320	298	21 SEP 1998	4	0	0	4	7.84

Coac JANG Yeong Ki

Assista SONG Byung Il / CHOI Eunho

Phase	Opponent	Sets	Points per Set
Preliminary - Group	USA	2 - 3	21 - 25, 20 - 25, 25 - 18, 25 - 21.

RUS - Russia

Shirt colour Blue

No.	Name	Shirt Name	Pos.	Han.	Height	Weight	Highest Reac		Date of Birth	Tournament Totals				
							Spike cm	Block cm		Spik	Bloc	Serv	Total	%
1	PANKOV Pavel (C)		S		1.98	108	345	330	14 AUG 199	0	0	2	2	5.41
2	KLETS Kirill		OS		2.10	102	340	330	15 MAR 199	0	1	0	1	2.70
3	SURMACHEVSKIY Andrey		WS		1.96	98	335	325	22 JUN 1996	8	2	0	10	27.03
4	KONONOV Aleksei		MB		2.13	96	350	340	9 APR 1997	4	4	1	9	24.32
7	URSOV Kirill		WS		1.94	80	335	325	13 FEB 1995	1	0	0	1	2.70
8	PAKSHIN Roman		WS		2.03	82	335	320	17 APR 1998	0	0	0	0	0
9	BOGDAN Denis		WS		2.00	98	350	340	13 OCT 199	9	1	3	13	35.14
10	YAKOVLEV Dmitry		OS		2.04	98	350	340	21 JUN 1998	17	1	3	21	56.76
11	POROSHIN Roman		S		2.01	99	332	321	28 AUG 199	2	1	0	3	8.11
13	BELOGORTSEV Maksim		MB		2.03	103	340	330	3 FEB 1996	0	0	0	0	0
16	MELNIKOV Aleksandr		MB		2.06	96	350	340	3 MAY 1997	5	3	0	8	21.62
19	KRIVITCHENKO Semen		L		1.83	83	305	305	6 MAR 1995	0	0	0	0	0

Coac VERBOV Aleksey

Assista SIDENKO Konstantin

Phase	Opponent	Sets	Points per Set
Preliminary - Group	POR	3 - 1	24 - 26, 25 - 15, 25 - 20, 25 - 17

LEGEND

% Percentage of total team s (C) Team Captain
 LH Left Handed MB Middle blocker BH Both Handed Han Handedness L Libero
 PR Preliminary RH Right Handed No. Shirt Number OS Opposite hitter Pos Playing Position
 S Setter WS Outside hitter



SAT 6 JUL 2019
Start Time 17:30 - End Time 18:52
Match Duration 1h22

Results
P2

KOR vs RUS
0 3

Team	Sets	1	2	3	Total
KOR	0	17	22	18	57
RUS	3	25	25	25	75
	Playing Time	24min	26min	24min	1h15

First Refere CAREAGA (CHI)

Second Refere DZIEWIRZ (CAN)

KOR - Republic of Korea								
No.	Name	Pos	1	2	3	4	5	Pts
1	HONG Sanghyeok	WS	4	4	4			10
2	SONG Wongeun	MB	5	5	5			2
3	GIM Myeongwan	S	6	6				
4	KIM Gwangil	S	3	3	6			
5	KOO Jahyeok	L	L	L	L			
6	KIM Jeongho (C)	WS	1	1	1			14
7	JEONG Seonghwan	MB	2	2	2			1
8	JUENG Taehyun	WS	2	7	7			1
9	GU Bonseung	OS			12			2
10	PARK Chanwoong	MB						
11	KIM Seungtae	MB						
12	PARK Changseong	OS	3	3	3			5

RUS - Russia								
No.	Name	Pos	1	2	3	4	5	Pts
1	PANKOV Pavel (C)	S	6	6				
2	KLETS Kirill	OS	3	3	3			15
3	SURMACHEVSKIY Andrey	WS	4	4	4			10
4	KONONOV Aleksei	MB	5	5				2
7	URSOV Kirill	WS	3	3	3			
8	PAKSHIN Roman	WS	9		9			3
9	BOGDAN Denis	WS	1	1	1			17
10	YAKOVLEV Dmitry	OS						
11	POROSHIN Roman	S			6			
13	BELOGORTSEV Maksim	MB	2	2	2			9
16	MELNIKOV Aleksandr	MB			5			3
19	KRIVITCHENKO Semen	L	L	L	L			

Coach JANG Yeong Ki
Assistant Coach SONG Byung Il / CHOI Eunho

Coach VERBOV Aleksey
Assistant Coach SIDENKO Konstantin

TEAM AND PLAYER PERFORMANCES

Won	Total Atts	No. Name	Scoring Skills	Won	Total Atts	No. Name
29	64	Total Team	Spike	38	62	Total Team
11	22	6 KIM Jeongho		13	20	9 BOGDAN Denis
10	17	1 HONG Sanghyeok		12	18	2 KLETS Kirill
4	14	12 PARK Changseong		6	10	3 SURMACHEVSKIY Andrey
3	17	Total Team	Block	14	44	Total Team
2	3	6 KIM Jeongho		5	17	13 BELOGORTSEV Maksim
1	3	2 SONG Wongeun		3	8	2 KLETS Kirill
				2	5	9 BOGDAN Denis
3	59	Total Team	Serve	7	73	Total Team
1	12	6 KIM Jeongho		3	17	3 SURMACHEVSKIY Andrey
1	5	8 JUENG Taehyun		2	10	9 BOGDAN Denis
1	7	12 PARK Changseong		1	6	16 MELNIKOV Aleksandr
50		Total Team	Opp. Error	43		Total Team
85	140	Total Team	Total	102	179	Total Team
14	37	6 KIM Jeongho	Best Scorer	17	35	9 BOGDAN Denis

LEGEND

(C) Team Captain
nn Substitute where nn = shirt number of outgoing player
MB Middle blocker
OS Opposite hitter
S Setter
n Starting line-up where n= starting position on court
Atts Attempts
No. Shirt Number
Pos Playing Position
WS Outside hitter
L Substitute Libero
L Libero
Opp Opponent
Pts Points scored



SAT 6 JUL 2019

Start Time 17:30 - End Time 18:52

Match Duration: 1h22

Match Statistics

P3


KOR vs RUS
0 3


Team	Sets	1	2	3	Total
KOR	0	17	22	18	57
RUS	3	25	25	25	75
	Playing Time	24min	26min	24min	1h15


First Refere CAREAGA (CHI)

Second Refere DZIEWIRZ (CAN)

KOR - Republic of Korea

Scoring Spike	Rk	No.	Name	Spikes	Faults	Shots	Total Attempts	Eff %
	1	1	HONG Sanghyeok	10	4	3	17	35.29
	2	9	GU Bonseung	2	1	-	3	33.33
	2	7	JEONG Seonghwan	1	-	2	3	33.33
	4	6	KIM Jeongho	11	7	4	22	18.18
		12	PARK Changseong	4	5	5	14	
		2	SONG Wongeun	1	1	2	4	
		3	GIM Myeonggwon	-	-	1	1	
		4	KIM Gwangil	-	-	-	-	
		5	KOO Jahyeok	-	-	-	-	
		8	JUENG Taehyun	-	-	-	-	
		10	PARK Chanwoong	-	-	-	-	
	11	KIM Seungtae	-	-	-	-		
Limit								
15.00%								
Team Totals				29	18	17	64	17.19

Scoring Block	Rk	No.	Name	Kill Blocks	Faults	Rebounds	Total Attempts	Avg. by Set
	1	6	KIM Jeongho	2	-	1	3	0.67
	2	2	SONG Wongeun	1	1	1	3	0.33
		4	KIM Gwangil	-	1	2	3	
		7	JEONG Seonghwan	-	2	1	3	
		1	HONG Sanghyeok	-	1	1	2	
		12	PARK Changseong	-	2	-	2	
		3	GIM Myeonggwon	-	-	1	1	
		5	KOO Jahyeok	-	-	-	-	
		8	JUENG Taehyun	-	-	-	-	
		9	GU Bonseung	-	-	-	-	
		10	PARK Chanwoong	-	-	-	-	
	11	KIM Seungtae	-	-	-	-		
Team Totals				3	7	7	17	1.00

Scoring Service	Rk	No.	Name	Aces	Faults	Serve Hits	Total Attempts	Avg. by Set
	1	6	KIM Jeongho	1	4	7	12	0.33
	1	12	PARK Changseong	1	2	4	7	0.33
	1	8	JUENG Taehyun	1	2	2	5	0.33
		1	HONG Sanghyeok	-	2	11	13	
		2	SONG Wongeun	-	-	7	7	
		7	JEONG Seonghwan	-	1	6	7	
		4	KIM Gwangil	-	1	4	5	
		9	GU Bonseung	-	-	2	2	
		3	GIM Myeonggwon	-	-	1	1	
		5	KOO Jahyeok	-	-	-	-	
		10	PARK Chanwoong	-	-	-	-	
	11	KIM Seungtae	-	-	-	-		
Team Totals				3	12	44	59	1.00

Team	Opponent Errors & Team Faults	50	-		



SAT 6 JUL 2019


Start Time 17:30 - End Time 18:52


Match Duration: 1h22


Match Statistics

P3

KOR - Republic of Korea

Non-Scoring Dig	Rk	No.	Name	Digs	Faults	Receptions	Total Attempts	Avg. by Set
		5	KOO Jahyeok	-	5	3	8	
		4	KIM Gwangil	-	1	2	3	
		6	KIM Jeongho	-	1	2	3	
		1	HONG Sanghyeok	-	1	1	2	
		2	SONG Wongeun	-	2	-	2	
		12	PARK Changseong	-	1	1	2	
		3	GIM Myeonggwan	-	1	-	1	
		7	JEONG Seonghwan	-	1	-	1	
		8	JUENG Taehyun	-	-	-	-	
		9	GU Bonseung	-	-	-	-	
		10	PARK Chanwoong	-	-	-	-	
	11	KIM Seungtae	-	-	-	-		
Team Totals				-	13	9	22	

Non-Scoring Set	Rk	No.	Name	Running Sets	Faults	Still Sets	Total Attempts	Avg. by Set
	1	3	GIM Myeonggwan	3	-	3	6	1.50
	2	4	KIM Gwangil	4	-	24	28	1.33
		1	HONG Sanghyeok	-	-	-	-	
		2	SONG Wongeun	-	-	-	-	
		5	KOO Jahyeok	-	-	-	-	
		6	KIM Jeongho	-	-	-	-	
		7	JEONG Seonghwan	-	-	-	-	
		8	JUENG Taehyun	-	-	-	-	
		9	GU Bonseung	-	-	-	-	
		10	PARK Chanwoong	-	-	-	-	
		11	KIM Seungtae	-	-	-	-	
		12	PARK Changseong	-	-	-	-	
Team Totals				7	-	27	34	2.33

Non-Scoring Reception	Rk	No.	Name	Excellents	Faults	Serve Receptions	Total Attempts	Succ. %
	1	1	HONG Sanghyeok	5	2	10	17	29.41
	2	5	KOO Jahyeok	4	3	14	21	19.05
		6	KIM Jeongho	1	2	14	17	
		2	SONG Wongeun	-	-	-	-	
		3	GIM Myeonggwan	-	-	-	-	
		4	KIM Gwangil	-	-	-	-	
		7	JEONG Seonghwan	-	-	-	-	
		8	JUENG Taehyun	-	-	-	-	
		9	GU Bonseung	-	-	-	-	
		10	PARK Chanwoong	-	-	-	-	
		11	KIM Seungtae	-	-	-	-	
		12	PARK Changseong	-	-	-	-	
Limit								
25.00%	Team Totals			10	7	38	55	18.18



SAT 6 JUL 2019


Start Time 17:30 - End Time 18:52


Match Duration: 1h22


Match Statistics

P3

RUS - Russia

Scoring Spike	Rk	No.	Name	Spikes	Faults	Shots	Total Attempts	Eff %
	1	16	MELNIKOV Aleksandr	2	-	-	2	100.00
	2	9	BOGDAN Denis	13	-	7	20	65.00
	3	13	BELOGORTSEV Maksim	3	-	2	5	60.00
	4	2	KLETS Kirill	12	3	3	18	50.00
	4	8	PAKSHIN Roman	2	-	2	4	50.00
	6	3	SURMACHEVSKIY Andrey	6	3	1	10	30.00
		1	PANKOV Pavel	-	-	2	2	-
		4	KONONOV Aleksei	-	1	-	1	-
		7	URSOV Kirill	-	-	-	-	-
		10	YAKOVLEV Dmitry	-	-	-	-	-
		11	POROSHIN Roman	-	-	-	-	-
		19	KRIVITCHENKO Semen	-	-	-	-	-
Limit								
15.00%	Team Totals			38	7	17	62	50.00

Scoring Block	Rk	No.	Name	Kill Blocks	Faults	Rebounds	Total Attempts	Avg. by Set
	1	13	BELOGORTSEV Maksim	5	8	4	17	1.67
	2	2	KLETS Kirill	3	2	3	8	1.00
	2	4	KONONOV Aleksei	2	-	2	4	1.00
	4	9	BOGDAN Denis	2	-	3	5	0.67
	5	8	PAKSHIN Roman	1	-	-	1	0.50
	6	3	SURMACHEVSKIY Andrey	1	1	-	2	0.33
		1	PANKOV Pavel	-	3	-	3	-
		16	MELNIKOV Aleksandr	-	3	-	3	-
		11	POROSHIN Roman	-	1	-	1	-
		7	URSOV Kirill	-	-	-	-	-
		10	YAKOVLEV Dmitry	-	-	-	-	-
		19	KRIVITCHENKO Semen	-	-	-	-	-
Team Totals				14	18	12	44	4.67

Scoring Service	Rk	No.	Name	Aces	Faults	Serve Hits	Total Attempts	Avg. by Set
	1	3	SURMACHEVSKIY Andrey	3	3	11	17	1.00
	1	16	MELNIKOV Aleksandr	1	1	4	6	1.00
	3	9	BOGDAN Denis	2	3	5	10	0.67
	4	13	BELOGORTSEV Maksim	1	5	5	11	0.33
		2	KLETS Kirill	-	2	6	8	-
		4	KONONOV Aleksei	-	1	6	7	-
		1	PANKOV Pavel	-	2	4	6	-
		11	POROSHIN Roman	-	-	5	5	-
		8	PAKSHIN Roman	-	1	2	3	-
		7	URSOV Kirill	-	-	-	-	-
		10	YAKOVLEV Dmitry	-	-	-	-	-
		19	KRIVITCHENKO Semen	-	-	-	-	-
Team Totals				7	18	48	73	2.33

Team	Opponent Errors & Team Faults			
		43	-	



SAT 6 JUL 2019


Start Time 17:30 - End Time 18:52


Match Duration: 1h22


Match Statistics

P3

RUS - Russia

Non-Scoring Dig	Rk	No.	Name	Digs	Faults	Receptions	Total Attempts	Avg. by Set	
		19	KRIVITCHENKO Semen	-	3	3	6		
		1	PANKOV Pavel	-	2	2	4		
		3	SURMACHEVSKIY Andrey	-	1	1	2		
		9	BOGDAN Denis	-	-	2	2		
		13	BELOGORTSEV Maksim	-	1	1	2		
		2	KLETS Kirill	-	-	1	1		
		4	KONONOV Aleksei	-	-	-	-		
		7	URSOV Kirill	-	-	-	-		
		8	PAKSHIN Roman	-	-	-	-		
		10	YAKOVLEV Dmitry	-	-	-	-		
		11	POROSHIN Roman	-	-	-	-		
		16	MELNIKOV Aleksandr	-	-	-	-		
	Team Totals				-	7	10	17	

Non-Scoring Set	Rk	No.	Name	Running Sets	Faults	Still Sets	Total Attempts	Avg. by Set	
	1	1	PANKOV Pavel	11	-	13	24	5.50	
	2	11	POROSHIN Roman	4	-	7	11	4.00	
		2	KLETS Kirill	-	-	-	-		
		3	SURMACHEVSKIY Andrey	-	-	-	-		
		4	KONONOV Aleksei	-	-	-	-		
		7	URSOV Kirill	-	-	-	-		
		8	PAKSHIN Roman	-	-	-	-		
		9	BOGDAN Denis	-	-	-	-		
		10	YAKOVLEV Dmitry	-	-	-	-		
		13	BELOGORTSEV Maksim	-	-	-	-		
		16	MELNIKOV Aleksandr	-	-	-	-		
		19	KRIVITCHENKO Semen	-	-	-	-		
	Team Totals				15	-	20	35	5.00

Non-Scoring Reception	Rk	No.	Name	Excellent	Faults	Serve Receptions	Total Attempts	Succ. %	
	1	9	BOGDAN Denis	8	-	5	13	61.54	
	2	19	KRIVITCHENKO Semen	4	-	6	10	40.00	
	3	3	SURMACHEVSKIY Andrey	5	2	7	14	35.71	
	4	7	URSOV Kirill	1	-	3	4	25.00	
		8	PAKSHIN Roman	-	-	3	3		
		2	KLETS Kirill	-	1	-	1		
		4	KONONOV Aleksei	-	-	1	1		
		13	BELOGORTSEV Maksim	-	-	1	1		
		1	PANKOV Pavel	-	-	-	-		
		10	YAKOVLEV Dmitry	-	-	-	-		
		11	POROSHIN Roman	-	-	-	-		
		16	MELNIKOV Aleksandr	-	-	-	-		
	Limit								
	25.00%	Team Totals			18	3	26	47	38.30

LEGEND

Avg. Average

Eff. Efficiency

No. Shirt Number

Rk Rank

Suc Success %



SAT 6 JUL 2019
Start Time 20:00

Start List

CHN vs USA

P1

CHN - China

Shirt colour Blue

No.	Name	Shirt Name	Pos.	Han.	Height	Weight	Highest Reac		Date of Birth	Tournament Totals				
							Spike cm	Block cm		Spik	Bloc	Serv	Total	%
1	XU Tongxi		WS		1.95	80	320	310	5 JUL 2000					
2	WANG Chen		S		1.95	86	340	320	2 APR 1995					
4	LI Tianhao		L		1.83	70			4 MAY 1999					
5	SHENG Hao		MB		2.00	85	315	310	13 FEB 1996					
6	REN Jian		WS		2.00	86	315	310	10 JUN 1998					
7	WANG Hao		MB		2.00	75	325	340	14 DEC 199					
8	LIU Gaoqiang (C)		WS		1.95	85	335	325	12 APR 1994					
9	CHEN Huake		WS		1.91	73	320	310	3 JUL 1999					
10	WU Pengzhi		WS		2.00	100	308	298	2 MAR 1996					
11	FU Xin		S		1.95	80	325	320	24 MAR 199					
12	WANG Tianfeng		MB		2.00	82	320	315	1 OCT 1997					
17	SHEN Jiaxin		S		2.00	86	320	310	31 JUL 1999					

Coac TANG Yi

Assista LIN Minggui

USA - United States

Shirt colour White

No.	Name	Shirt Name	Pos.	Han.	Height	Weight	Highest Reac		Date of Birth	Tournament Totals				
							Spike cm	Block cm		Spik	Bloc	Serv	Total	%
1	JASPER Jaylen Mario		OS		2.00	95	0	0	5 MAR 1999	17	2	1	20	74.07
2	WILDMAN Brett Mcgehee (C)		WS		1.95	86	0	0	6 MAR 2000	0	0	0	0	0
3	ZOLG Garrett Christopher		S		1.90	79	0	0	23 AUG 199	3	0	0	3	11.11
4	RATTRAY Brandon Michael		OS		1.95	90	0	0	22 MAR 199	0	0	0	0	0
5	DIXON Parker Olin		WS		2.00	86	0	0	6 NOV 1997	0	0	0	0	0
6	SIMMONS Michael Dean		L		1.93	81	0	0	22 SEP 1995	0	0	0	0	0
7	SIEGFRIED Ethan Michael		WS		1.85	84	0	0	30 SEP 1998	9	2	1	12	44.44
8	BARSEMIAN Raymond Sarki		WS		1.98	88	0	0	13 SEP 1997	5	5	1	11	40.74
9	GIBB Chandler John		S		1.88	79	0	0	3 APR 1996	0	0	1	1	3.70
10	MITCHEM Tyler Joseph		MB		2.10	104	0	0	24 MAY 199	10	1	0	11	40.74
11	PRESHO Kyler Jacob		MB		2.03	97	0	0	8 AUG 1999	0	0	0	0	0
12	LEESON Blake Gregory		MB		2.03	86	0	0	7 JUN 1995	11	5	0	16	59.26

Coac PERROTTE Ryan

Assista SHIARI Morteza / KELLY William Timothy

Phase	Opponent	Sets	Points per Set
Preliminary - Group	KOR	3 - 2	25 - 21, 25 - 20, 18 - 25, 21 - 25.

LEGEND

% Percentage of total team s (C) Team Captain
 LH Left Handed MB Middle blocker BH Both Handed Han Handedness L Libero
 PR Preliminary RH Right Handed No. Shirt Number OS Opposite hitter Pos Playing Position
 S Setter WS Outside hitter



SAT 6 JUL 2019
Start Time 19:58 - End Time 22:15
Match Duration 2h16

Results
P2

CHN vs USA
2 3

Team	Sets	1	2	3	4	5	Total
CHN	2	25	22	22	25	13	107
USA	3	19	25	25	23	15	107
	Playing Time	26min	27min	26min	27min	16min	2h3

First Refere MEDVID (UKR)

Second Refere LOT (ITA)

CHN - China								
No.	Name	Pos	1	2	3	4	5	Pts
1	XU Tongxi	WS	2	1	2	1	1	12
2	WANG Chen	S	1	6	1			1
4	LI Tianhao	L	L	L	L	L	L	
5	SHENG Hao	MB						
6	REN Jian	WS						
7	WANG Hao	MB	3	2	3	2	2	8
8	LIU Gaoqiang (C)	WS	5	4	5	4	4	13
9	CHEN Huake	WS						
10	WU Pengzhi	WS	4	3	4	3	3	21
11	FU Xin	S			2	6	6	2
12	WANG Tianfeng	MB	6	5	6	5	5	9
17	SHEN Jiaxin	S						

USA - United States								
No.	Name	Pos	1	2	3	4	5	Pts
1	JASPER Jaylen Mario	OS		9	9	4	4	6
2	WILDMAN Brett Mcgehee (C)	WS	2	6	6	2	2	13
3	ZOLG Garrett Christopher	S	12	4	4	9	1	3
4	RATTRAY Brandon Michael	OS	4	2	2	4		13
5	DIXON Parker Olin	WS	5	3	3	5		10
6	SIMMONS Michael Dean	L	L	L	L	L	L	
7	SIEGFRIED Ethan Michael	WS	5	5		5	5	3
8	BARSEMIAN Raymond Sarkis	WS						
9	GIBB Chandler John	S	1	5	5	1	11	1
10	MITCHEM Tyler Joseph	MB						
11	PRESHO Kyler Jacob	MB	3	1	1	3	3	9
12	LEESON Blake Gregory	MB	6	4	4	6	6	13

Coach TANG Yi
Assistant Coach LIN Mingqi

Coach PERROTTE Ryan
Assistant Coach SHIARI Morteza / KELLY William Timothy

TEAM AND PLAYER PERFORMANCES

Won	Total Atts	No. Name	Scoring Skills	Won	Total Atts	No. Name
45	95	Total Team	Spike	57	105	Total Team
20	35	10 WU Pengzhi		12	24	2 WILDMAN Brett Mcgehee
10	21	8 LIU Gaoqiang		12	22	4 RATTRAY Brandon Michael
9	28	1 XU Tongxi		9	14	12 LEESON Blake Gregory
12	39	Total Team	Block	10	42	Total Team
3	14	12 WANG Tianfeng		4	13	12 LEESON Blake Gregory
3	7	7 WANG Hao		2	4	5 DIXON Parker Olin
3	5	8 LIU Gaoqiang		1	6	4 RATTRAY Brandon Michael
9	107	Total Team	Serve	4	107	Total Team
4	21	12 WANG Tianfeng		2	13	3 ZOLG Garrett Christopher
2	12	11 FU Xin		1	19	2 WILDMAN Brett Mcgehee
1	21	7 WANG Hao		1	4	1 JASPER Jaylen Mario
72		Total Team	Opp. Error	68		Total Team
138	241	Total Team	Total	139	254	Total Team
21	54	10 WU Pengzhi	Best Scorer	13	44	12 LEESON Blake Gregory

LEGEND

(C) Team Captain
nn Substitute where nn = shirt number of outgoing player
MB Middle blocker
OS Opposite hitter
S Setter
n Starting line-up where n= starting position on court
Atts Attempts
No. Shirt Number
Pos Playing Position
WS Outside hitter
L Substitute Libero
L Libero
Opp Opponent
Pts Points scored



SAT 6 JUL 2019

Start Time 19:58 - End Time 22:15

Match Duration: 2h16

Match Statistics

P3


CHN vs USA
2 3


Team	Sets	1	2	3	4	5	Total
CHN	2	25	22	22	25	13	107
USA	3	19	25	25	23	15	107
	Playing Time	26min	27min	26min	27min	16min	2h3


First Refere MEDVID (UKR)

Second Refere LOT (ITA)

CHN - China

Scoring Spike	Rk	No.	Name	Spikes	Faults	Shots	Total Attempts	Eff %	
	1	12	WANG Tianfeng	2	-	-	2	100.00	
	2	7	WANG Hao	4	1	3	8	37.50	
	3	10	WU Pengzhi	20	7	8	35	37.14	
	4	8	LIU Gaoqiang	10	5	6	21	23.81	
		1	XU Tongxi	9	13	6	28		
		2	WANG Chen	-	-	1	1		
		4	LI Tianhao	-	-	-	-		
		5	SHENG Hao	-	-	-	-		
		6	REN Jian	-	-	-	-		
		9	CHEN Huake	-	-	-	-		
		11	FU Xin	-	-	-	-		
		17	SHEN Jiabin	-	-	-	-		
	Limit								
	15.00%								
	Team Totals				45	26	24	95	20.00

Scoring Block	Rk	No.	Name	Kill Blocks	Faults	Rebounds	Total Attempts	Avg. by Set	
	1	12	WANG Tianfeng	3	6	5	14	0.60	
	1	7	WANG Hao	3	3	1	7	0.60	
	1	8	LIU Gaoqiang	3	2	-	5	0.60	
	4	1	XU Tongxi	2	-	2	4	0.40	
	5	10	WU Pengzhi	1	4	-	5	0.20	
		2	WANG Chen	-	2	2	4		
		4	LI Tianhao	-	-	-	-		
		5	SHENG Hao	-	-	-	-		
		6	REN Jian	-	-	-	-		
		9	CHEN Huake	-	-	-	-		
		11	FU Xin	-	-	-	-		
		17	SHEN Jiabin	-	-	-	-		
	Team Totals				12	17	10	39	2.40

Scoring Service	Rk	No.	Name	Aces	Faults	Serve Hits	Total Attempts	Avg. by Set	
	1	12	WANG Tianfeng	4	1	16	21	0.80	
	2	11	FU Xin	2	1	9	12	0.67	
	3	2	WANG Chen	1	1	7	9	0.33	
	4	7	WANG Hao	1	1	19	21	0.20	
	4	1	XU Tongxi	1	5	10	16	0.20	
		8	LIU Gaoqiang	-	-	14	14		
		10	WU Pengzhi	-	2	12	14		
		4	LI Tianhao	-	-	-	-		
		5	SHENG Hao	-	-	-	-		
		6	REN Jian	-	-	-	-		
		9	CHEN Huake	-	-	-	-		
		17	SHEN Jiabin	-	-	-	-		
	Team Totals				9	11	87	107	1.80

Team	Opponent Errors & Team Faults	72	-		



SAT 6 JUL 2019


Start Time 19:58 - End Time 22:15


Match Duration: 2h16


Match Statistics

P3

CHN - China

Non-Scoring Dig	Rk	No.	Name	Digs	Faults	Receptions	Total Attempts	Avg. by Set	
		4	LI Tianhao	-	5	3	8		
		8	LIU Gaoqiang	-	5	-	5		
		10	WU Pengzhi	-	2	3	5		
		1	XU Tongxi	-	2	1	3		
		11	FU Xin	-	2	1	3		
		2	WANG Chen	-	1	1	2		
		5	SHENG Hao	-	-	-	-		
		6	REN Jian	-	-	-	-		
		7	WANG Hao	-	-	-	-		
		9	CHEN Huake	-	-	-	-		
		12	WANG Tianfeng	-	-	-	-		
		17	SHEN Jiaxin	-	-	-	-		
	Team Totals				-	17	9	26	

Non-Scoring Set	Rk	No.	Name	Running Sets	Faults	Still Sets	Total Attempts	Avg. by Set	
	1	11	FU Xin	9	-	21	30	3.00	
	1	2	WANG Chen	9	1	17	27	3.00	
		4	LI Tianhao	-	1	1	2		
		8	LIU Gaoqiang	-	1	1	2		
		1	XU Tongxi	-	-	1	1		
		10	WU Pengzhi	-	1	-	1		
		5	SHENG Hao	-	-	-	-		
		6	REN Jian	-	-	-	-		
		7	WANG Hao	-	-	-	-		
		9	CHEN Huake	-	-	-	-		
		12	WANG Tianfeng	-	-	-	-		
		17	SHEN Jiaxin	-	-	-	-		
	Team Totals				18	4	41	63	3.60

Non-Scoring Reception	Rk	No.	Name	Excellent	Faults	Serve Receptions	Total Attempts	Succ. %	
	1	4	LI Tianhao	11	3	17	31	35.48	
	2	1	XU Tongxi	7	-	25	32	21.88	
		8	LIU Gaoqiang	2	1	13	16		
		2	WANG Chen	-	-	-	-		
		5	SHENG Hao	-	-	-	-		
		6	REN Jian	-	-	-	-		
		7	WANG Hao	-	-	-	-		
		9	CHEN Huake	-	-	-	-		
		10	WU Pengzhi	-	-	-	-		
		11	FU Xin	-	-	-	-		
		12	WANG Tianfeng	-	-	-	-		
		17	SHEN Jiaxin	-	-	-	-		
	Limit	25.00%							
	Team Totals				20	4	55	79	25.32



SAT 6 JUL 2019


Start Time 19:58 - End Time 22:15


Match Duration: 2h16


Match Statistics

P3

USA - United States

Scoring Spike	Rk	No.	Name	Spikes	Faults	Shots	Total Attempts	Eff %
	1	12	LEESON Blake Gregory	9	1	4	14	57.14
	2	11	PRESHO Kyler Jacob	8	2	1	11	54.55
	3	1	JASPER Jaylen Mario	4	1	1	6	50.00
	3	3	ZOLG Garrett Christopher	1	-	1	2	50.00
	5	5	DIXON Parker Olin	8	2	5	15	40.00
	6	2	WILDMAN Brett Mcgehee	12	4	8	24	33.33
	6	7	SIEGFRIED Ethan Michael	3	1	2	6	33.33
		4	RATTRAY Brandon Michael	12	9	1	22	
		9	GIBB Chandler John	-	1	1	2	
		6	SIMMONS Michael Dean	-	-	1	1	
	8	BARSEMIAN Raymond Sarkis	-	1	-	1		
	10	MITCHEM Tyler Joseph	-	-	1	1		
Limit								
15.00%	Team Totals			57	22	26	105	33.33

Scoring Block	Rk	No.	Name	Kill Blocks	Faults	Rebounds	Total Attempts	Avg. by Set
	1	12	LEESON Blake Gregory	4	4	5	13	0.80
	2	5	DIXON Parker Olin	2	2	-	4	0.50
	3	4	RATTRAY Brandon Michael	1	3	2	6	0.25
	3	1	JASPER Jaylen Mario	1	1	1	3	0.25
	5	11	PRESHO Kyler Jacob	1	4	3	8	0.20
	5	9	GIBB Chandler John	1	1	1	3	0.20
		7	SIEGFRIED Ethan Michael	-	2	-	2	
		2	WILDMAN Brett Mcgehee	-	1	-	1	
		3	ZOLG Garrett Christopher	-	-	1	1	
		6	SIMMONS Michael Dean	-	-	1	1	
	8	BARSEMIAN Raymond Sarkis	-	-	-	-		
	10	MITCHEM Tyler Joseph	-	-	-	-		
Team Totals				10	18	14	42	2.00

Scoring Service	Rk	No.	Name	Aces	Faults	Serve Hits	Total Attempts	Avg. by Set
	1	3	ZOLG Garrett Christopher	2	1	10	13	0.40
	2	1	JASPER Jaylen Mario	1	2	1	4	0.25
	3	2	WILDMAN Brett Mcgehee	1	5	13	19	0.20
		11	PRESHO Kyler Jacob	-	1	21	22	
		12	LEESON Blake Gregory	-	2	15	17	
		9	GIBB Chandler John	-	2	9	11	
		4	RATTRAY Brandon Michael	-	4	5	9	
		5	DIXON Parker Olin	-	4	2	6	
		7	SIEGFRIED Ethan Michael	-	2	4	6	
		6	SIMMONS Michael Dean	-	-	-	-	
	8	BARSEMIAN Raymond Sarkis	-	-	-	-		
	10	MITCHEM Tyler Joseph	-	-	-	-		
Team Totals				4	23	80	107	0.80

Team	Opponent Errors & Team Faults	68	-		
-------------	--	-----------	----------	--	--



SAT 6 JUL 2019


Start Time 19:58 - End Time 22:15


Match Duration: 2h16


Match Statistics

P3

USA - United States

Non-Scoring Dig	Rk	No.	Name	Digs	Faults	Receptions	Total Attempts	Avg. by Set
		5	DIXON Parker Olin	-	2	4	6	
		4	RATTRAY Brandon Michael	-	3	1	4	
		6	SIMMONS Michael Dean	-	3	-	3	
		2	WILDMAN Brett Mcgehee	-	2	-	2	
		3	ZOLG Garrett Christopher	-	-	2	2	
		12	LEESON Blake Gregory	-	-	2	2	
		7	SIEGFRIED Ethan Michael	-	1	-	1	
		9	GIBB Chandler John	-	-	1	1	
		10	MITCHEM Tyler Joseph	-	-	1	1	
		1	JASPER Jaylen Mario	-	-	-	-	
		8	BARSEMIAN Raymond Sarkis	-	-	-	-	
		11	PRESHO Kyler Jacob	-	-	-	-	
Team Totals				-	11	11	22	

Non-Scoring Set	Rk	No.	Name	Running Sets	Faults	Still Sets	Total Attempts	Avg. by Set
	1	9	GIBB Chandler John	6	-	40	46	1.20
	2	3	ZOLG Garrett Christopher	5	-	6	11	1.00
		6	SIMMONS Michael Dean	-	-	3	3	
		5	DIXON Parker Olin	-	1	-	1	
		1	JASPER Jaylen Mario	-	-	-	-	
		2	WILDMAN Brett Mcgehee	-	-	-	-	
		4	RATTRAY Brandon Michael	-	-	-	-	
		7	SIEGFRIED Ethan Michael	-	-	-	-	
		8	BARSEMIAN Raymond Sarkis	-	-	-	-	
		10	MITCHEM Tyler Joseph	-	-	-	-	
		11	PRESHO Kyler Jacob	-	-	-	-	
		12	LEESON Blake Gregory	-	-	-	-	
Team Totals				11	1	49	61	2.20

Non-Scoring Reception	Rk	No.	Name	Excellents	Faults	Serve Receptions	Total Attempts	Succ. %
		2	WILDMAN Brett Mcgehee	8	6	23	37	
		6	SIMMONS Michael Dean	3	-	18	21	
		5	DIXON Parker Olin	2	1	14	17	
		7	SIEGFRIED Ethan Michael	1	2	8	11	
		1	JASPER Jaylen Mario	-	-	2	2	
		8	BARSEMIAN Raymond Sarkis	-	-	1	1	
		3	ZOLG Garrett Christopher	-	-	-	-	
		4	RATTRAY Brandon Michael	-	-	-	-	
		9	GIBB Chandler John	-	-	-	-	
		10	MITCHEM Tyler Joseph	-	-	-	-	
		11	PRESHO Kyler Jacob	-	-	-	-	
		12	LEESON Blake Gregory	-	-	-	-	
Limit								
25.00%	Team Totals			14	9	66	89	

LEGEND

Avg. Average

Eff. Efficiency

No. Shirt Number

Rk Rank

Suc Success %



SUN 7 JUL 2019
Start Time 17:30

Start List

POR vs KOR

P1

First Refere COUTINHO (BRA)

Second Refere MICHLICH (POL)

POR - Portugal

Shirt colour Red

No.	Name	Shirt Name	Pos.	Han.	Height	Weight	Highest Reac		Date of Birth	Tournament Totals				
							Spike cm	Block cm		Spik	Bloc	Serv	Total	%
1	SANTOS Frederico		S		1.90	73	335	320	16 SEP 1997	0	0	0	0	0
2	MENEZES Guilherme		MB		1.97	92	325	300	20 DEC 200	4	0	1	5	31.25
3	CAVALCANTI Rafael		OS		1.90	80	316	295	20 OCT 199	0	0	0	0	0
4	SINFRONIO Miguel		MB		1.96	92	350	330	18 MAR 199	0	2	0	2	12.50
5	ROSA Andre (C)		OS		1.94	85	325	300	26 JAN 1997	10	0	2	12	75.00
6	CUNHA Miguel		OS		1.96	99	325	298	18 AUG 199	0	0	0	0	0
7	REIS Afonso		S		1.83	79	305	280	9 AUG 1999	0	0	0	0	0
8	PEIXOTO Miguel		L		1.72	67	295	275	28 AUG 200	0	0	0	0	0
9	GOMES Diogo		L		1.82	76	294	273	5 JAN 1996	0	0	0	0	0
10	CUNHA Bruno		OS		1.94	92	325	298	18 AUG 199	17	3	0	20	125.00
11	MARQUES Andre		OS		1.88	73	325	310	10 APR 2000	4	0	0	4	25.00
12	BELLO Jose		MB		1.94	85	330	315	5 DEC 1999	0	0	1	1	6.25

Coac JOSE Joao

Assista PRATA Carlos / MEDEIROS Rodrigo

Phase	Opponent	Sets	Points per Set
Preliminary - Group	RUS	1 - 3	26 - 24, 15 - 25, 20 - 25, 17 - 25

KOR - Republic of Korea

Shirt colour Blue

No.	Name	Shirt Name	Pos.	Han.	Height	Weight	Highest Reac		Date of Birth	Tournament Totals				
							Spike cm	Block cm		Spik	Bloc	Serv	Total	%
1	HONG Sanghyeok		WS		1.94	88	305	320	20 JUL 1998	23	1	0	24	36.92
2	SONG Wongeun		MB		1.98	83	305	320	23 JAN 1997	3	3	0	6	9.23
3	GIM Myeongwan		S		1.96	80	295	300	8 JUL 1997	2	0	0	2	3.08
4	KIM Gwangil		S		1.89	78	290	310	30 MAR 199	0	0	0	0	0
5	KOO Jahyeok		L		1.81	77	300	310	10 JUL 1998	0	0	0	0	0
6	KIM Jeongho (C)		WS		1.87	83	280	300	1 MAR 1997	26	3	2	31	47.69
7	JEONG Seonghwan		MB		1.97	85	290	295	23 FEB 1996	4	0	0	4	6.15
8	JUENG Taehyun		WS		1.94	85	305	320	8 MAY 1997	1	0	1	2	3.08
9	GU Bonseung		OS		1.94	80	300	310	13 MAR 199	9	0	0	9	13.85
10	PARK Chanwoong		MB		1.96	80	305	320	13 AUG 199	0	1	0	1	1.54
11	KIM Seunghae		MB		1.94	87	290	300	26 MAR 199	0	0	0	0	0
12	PARK Changseong		OS		2.00	90	320	298	21 SEP 1998	8	0	1	9	13.85

Coac JANG Yeong Ki

Assista SONG Byung Il / CHOI Eunho

Phase	Opponent	Sets	Points per Set
Preliminary - Group	USA	2 - 3	21 - 25, 20 - 25, 25 - 18, 25 - 21
Preliminary - Group	RUS	0 - 3	17 - 25, 22 - 25, 18 - 25

LEGEND

%	Percentage of total team s	(C)	Team Captain	BH	Both Handed	Han	Handedness	L	Libero
LH	Left Handed	MB	Middle blocker	No.	Shirt Number	OS	Opposite hitter	Pos	Playing Position
PR	Preliminary	RH	Right Handed	S	Setter	WS	Outside hitter		



SUN 7 JUL 2019
Start Time 17:30 - End Time 19:28
Match Duration 1h58

Results
P2

POR vs KOR
3 1

Team	Sets	1	2	3	4	Total
POR	3	25	25	27	25	102
KOR	1	21	20	29	8	78
	Playing Time	27min	27min	33min	19min	1h46

First Refere COUTINHO (BRA)

Second Refere MICHLICH (POL)

POR - Portugal								
No.	Name	Pos	1	2	3	4	5	Pts
1	SANTOS Frederico	S						
2	MENEZES Guilherme	MB	4	3	4	3		13
3	CAVALCANTI Rafael	OS						
4	SINFRONIO Miguel	MB	1	6	1	6		10
5	ROSA Andre (C)	OS	3	2	3	2		21
6	CUNHA Miguel	OS			7			
7	REIS Afonso	S	2	1	2	1		2
8	PEIXOTO Miguel	L						
9	GOMES Diogo	L	L	L	L	L		
10	CUNHA Bruno	OS	5	4	5	4		30
11	MARQUES Andre	OS	6	5	6	5		7
12	BELO Jose	MB						

KOR - Republic of Korea								
No.	Name	Pos	1	2	3	4	5	Pts
1	HONG Sanghyeok	WS	4	4				2
2	SONG Wongeun	MB	5	5	5	5		12
3	GIM Myeongwan	S	6		4			
4	KIM Gwangil	S		6	6	6		1
5	KOO Jahyeok	L	L	L	L	L		
6	KIM Jeongho (C)	WS	1	1	1	1		18
7	JEONG Seonghwan	MB	2	2	2	2		6
8	JUENG Taehyun	WS	1		4	4		2
9	GU Bonseung	OS	3	3	3	3		10
10	PARK Chanwoong	MB						
11	KIM Seungtae	MB						
12	PARK Changseong	OS						

Coach JOSE Joao
Assistant Coach PRATA Carlos / MEDEIROS Rodrigo

Coach JANG Yeong Ki
Assistant Coach SONG Byung Il / CHOI Eunho

TEAM AND PLAYER PERFORMANCES

Won	Total Atts	No. Name	Scoring Skills	Won	Total Atts	No. Name
58	104	Total Team	Spike	48	104	Total Team
25	44	10 CUNHA Bruno		18	24	6 KIM Jeongho
16	26	5 ROSA Andre		10	27	9 GU Bonseung
7	10	2 MENEZES Guilherme		10	13	2 SONG Wongeun
18	49	Total Team	Block	2	30	Total Team
5	7	10 CUNHA Bruno		2	8	2 SONG Wongeun
4	14	2 MENEZES Guilherme				
3	5	5 ROSA Andre				
7	102	Total Team	Serve	1	78	Total Team
2	18	2 MENEZES Guilherme		1	9	4 KIM Gwangil
2	18	5 ROSA Andre				
2	14	4 SINFRONIO Miguel				
50		Total Team	Opp. Error	48		Total Team
133	255	Total Team	Total	99	212	Total Team
30	59	10 CUNHA Bruno	Best Scorer	18	40	6 KIM Jeongho

LEGEND

(C) Team Captain
nn Substitute where nn = shirt number of outgoing player
MB Middle blocker
OS Opposite hitter
S Setter
n Starting line-up where n= starting position on court
Atts Attempts
No. Shirt Number
Pos Playing Position
WS Outside hitter
L Substitute Libero
L Libero
Opp Opponent
Pts Points scored



SUN 7 JUL 2019

Start Time 17:30 - End Time 19:28

Match Duration: 1h58

Match Statistics

P3


POR vs KOR
3 1


Team	Sets	1	2	3	4	Total
POR	3	25	25	27	25	102
KOR	1	21	20	29	8	78
	Playing Time	27min	27min	33min	19min	1h46


First Refere COUTINHO (BRA)

Second Refere MICHLICH (POL)

POR - Portugal

Scoring Spike	Rk	No.	Name	Spikes	Faults	Shots	Total Attempts	Eff %
	1	2	MENEZES Guilherme	7	1	2	10	60.00
	2	10	CUNHA Bruno	25	2	17	44	52.27
	3	5	ROSA Andre	16	5	5	26	42.31
	4	11	MARQUES Andre	5	1	5	11	36.36
	5	4	SINFRONIO Miguel	5	2	4	11	27.27
	7	1	REIS Afonso	-	-	2	2	-
	1	3	SANTOS Frederico	-	-	-	-	-
	3	6	CAVALCANTI Rafael	-	-	-	-	-
	6	8	CUNHA Miguel	-	-	-	-	-
	8	9	PEIXOTO Miguel	-	-	-	-	-
	9	12	GOMES Diogo	-	-	-	-	-
	12		BELO Jose	-	-	-	-	-
Limit								
15.00%	Team Totals			58	11	35	104	45.19

Scoring Block	Rk	No.	Name	Kill Blocks	Faults	Rebounds	Total Attempts	Avg. by Set
	1	10	CUNHA Bruno	5	1	1	7	1.25
	2	2	MENEZES Guilherme	4	4	6	14	1.00
	3	4	SINFRONIO Miguel	3	9	3	15	0.75
	3	5	ROSA Andre	3	2	-	5	0.75
	5	11	MARQUES Andre	2	1	1	4	0.50
	6	7	REIS Afonso	1	2	1	4	0.25
	1	3	SANTOS Frederico	-	-	-	-	-
	3	6	CAVALCANTI Rafael	-	-	-	-	-
	6	8	CUNHA Miguel	-	-	-	-	-
	8	9	PEIXOTO Miguel	-	-	-	-	-
	9	12	GOMES Diogo	-	-	-	-	-
	12		BELO Jose	-	-	-	-	-
Team Totals				18	19	12	49	4.50

Scoring Service	Rk	No.	Name	Aces	Faults	Serve Hits	Total Attempts	Avg. by Set
	1	2	MENEZES Guilherme	2	1	15	18	0.50
	1	5	ROSA Andre	2	5	11	18	0.50
	1	4	SINFRONIO Miguel	2	1	11	14	0.50
	4	7	REIS Afonso	1	1	29	31	0.25
	11	11	MARQUES Andre	-	-	13	13	-
	10	10	CUNHA Bruno	-	3	5	8	-
	1	1	SANTOS Frederico	-	-	-	-	-
	3	3	CAVALCANTI Rafael	-	-	-	-	-
	6	6	CUNHA Miguel	-	-	-	-	-
	8	8	PEIXOTO Miguel	-	-	-	-	-
	9	9	GOMES Diogo	-	-	-	-	-
	12	12	BELO Jose	-	-	-	-	-
Team Totals				7	11	84	102	1.75

Team	Opponent Errors & Team Faults	50	-		



SUN 7 JUL 2019


Start Time 17:30 - End Time 19:28


Match Duration: 1h58


Match Statistics

P3

POR - Portugal

Non-Scoring Dig	Rk	No.	Name	Digs	Faults	Receptions	Total Attempts	Avg. by Set
		7	REIS Afonso	-	1	4	5	
		9	GOMES Diogo	-	1	4	5	
		5	ROSA Andre	-	3	1	4	
		2	MENEZES Guilherme	-	-	3	3	
		4	SINFRONIO Miguel	-	-	2	2	
		10	CUNHA Bruno	-	-	1	1	
		11	MARQUES Andre	-	-	1	1	
		1	SANTOS Frederico	-	-	-	-	
		3	CAVALCANTI Rafael	-	-	-	-	
		6	CUNHA Miguel	-	-	-	-	
		8	PEIXOTO Miguel	-	-	-	-	
		12	BELO Jose	-	-	-	-	
	Team Totals				-	5	16	21

Non-Scoring Set	Rk	No.	Name	Running Sets	Faults	Still Sets	Total Attempts	Avg. by Set
	1	7	REIS Afonso	18	3	31	52	4.50
		1	SANTOS Frederico	-	-	-	-	
		2	MENEZES Guilherme	-	-	-	-	
		3	CAVALCANTI Rafael	-	-	-	-	
		4	SINFRONIO Miguel	-	-	-	-	
		5	ROSA Andre	-	-	-	-	
		6	CUNHA Miguel	-	-	-	-	
		8	PEIXOTO Miguel	-	-	-	-	
		9	GOMES Diogo	-	-	-	-	
		10	CUNHA Bruno	-	-	-	-	
		11	MARQUES Andre	-	-	-	-	
		12	BELO Jose	-	-	-	-	
	Team Totals				18	3	31	52

Non-Scoring Reception	Rk	No.	Name	Excellents	Faults	Serve Receptions	Total Attempts	Succ. %
	1	9	GOMES Diogo	8	-	10	18	44.44
	2	5	ROSA Andre	8	-	22	30	26.67
	3	11	MARQUES Andre	4	1	15	20	20.00
		2	MENEZES Guilherme	-	-	2	2	
		1	SANTOS Frederico	-	-	-	-	
		3	CAVALCANTI Rafael	-	-	-	-	
		4	SINFRONIO Miguel	-	-	-	-	
		6	CUNHA Miguel	-	-	-	-	
		7	REIS Afonso	-	-	-	-	
		8	PEIXOTO Miguel	-	-	-	-	
		10	CUNHA Bruno	-	-	-	-	
		12	BELO Jose	-	-	-	-	
	Limit	25.00%						
Team Totals				20	1	49	70	28.57



SUN 7 JUL 2019


Start Time 17:30 - End Time 19:28


Match Duration: 1h58


Match Statistics

P3

KOR - Republic of Korea

Scoring Spike	Rk	No.	Name	Spikes	Faults	Shots	Total Attempts	Eff %
	1	2	SONG Wongeun	10	-	3	13	76.92
	2	6	KIM Jeongho	18	3	3	24	62.50
	3	7	JEONG Seonghwan	6	3	3	12	25.00
	9		GU Bonseung	10	6	11	27	
	1		HONG Sanghyeok	2	5	9	16	
	8		JUENG Taehyun	2	7	3	12	
	3		GIM Myeonggwan	-	-	-	-	
	4		KIM Gwangil	-	-	-	-	
	5		KOO Jahyeok	-	-	-	-	
	10		PARK Chanwoong	-	-	-	-	
	11		KIM Seungtae	-	-	-	-	
	12		PARK Changseong	-	-	-	-	
Limit								
15.00%	Team Totals			48	24	32	104	23.08

Scoring Block	Rk	No.	Name	Kill Blocks	Faults	Rebounds	Total Attempts	Avg. by Set
	1	2	SONG Wongeun	2	4	2	8	0.50
	7		JEONG Seonghwan	-	4	3	7	
	1		HONG Sanghyeok	-	4	-	4	
	6		KIM Jeongho	-	2	2	4	
	3		GIM Myeonggwan	-	2	-	2	
	8		JUENG Taehyun	-	2	-	2	
	9		GU Bonseung	-	2	-	2	
	10		PARK Chanwoong	-	-	1	1	
	4		KIM Gwangil	-	-	-	-	
	5		KOO Jahyeok	-	-	-	-	
	11		KIM Seungtae	-	-	-	-	
	12		PARK Changseong	-	-	-	-	
Team Totals				2	20	8	30	0.50

Scoring Service	Rk	No.	Name	Aces	Faults	Serve Hits	Total Attempts	Avg. by Set
	1	4	KIM Gwangil	1	1	7	9	0.33
	7		JEONG Seonghwan	-	-	14	14	
	9		GU Bonseung	-	2	11	13	
	6		KIM Jeongho	-	1	11	12	
	1		HONG Sanghyeok	-	1	10	11	
	2		SONG Wongeun	-	-	10	10	
	8		JUENG Taehyun	-	1	4	5	
	3		GIM Myeonggwan	-	1	3	4	
	5		KOO Jahyeok	-	-	-	-	
	10		PARK Chanwoong	-	-	-	-	
	11		KIM Seungtae	-	-	-	-	
	12		PARK Changseong	-	-	-	-	
Team Totals				1	7	70	78	0.25

Team	Opponent Errors & Team Faults	48	-		
-------------	--	-----------	----------	--	--



SUN 7 JUL 2019


Start Time 17:30 - End Time 19:28


Match Duration: 1h58


Match Statistics

P3

KOR - Republic of Korea

Non-Scoring Dig	Rk	No.	Name	Digs	Faults	Receptions	Total Attempts	Avg. by Set
		5	KOO Jahyeok	-	1	6	7	
		6	KIM Jeongho	-	4	3	7	
		4	KIM Gwangil	-	2	3	5	
		9	GU Bonseung	-	-	5	5	
		3	GIM Myeongwan	-	-	2	2	
		1	HONG Sanghyeok	-	-	1	1	
		2	SONG Wongeun	-	-	1	1	
		7	JEONG Seonghwan	-	-	1	1	
		8	JUENG Taehyun	-	-	-	-	
		10	PARK Chanwoong	-	-	-	-	
		11	KIM Seungtae	-	-	-	-	
		12	PARK Changseong	-	-	-	-	
Team Totals				-	7	22	29	

Non-Scoring Set	Rk	No.	Name	Running Sets	Faults	Still Sets	Total Attempts	Avg. by Set
	1	4	KIM Gwangil	11	1	18	30	3.67
	2	3	GIM Myeongwan	4	1	9	14	2.00
		9	GU Bonseung	-	1	1	2	
		1	HONG Sanghyeok	-	-	-	-	
		2	SONG Wongeun	-	-	-	-	
		5	KOO Jahyeok	-	-	-	-	
		6	KIM Jeongho	-	-	-	-	
		7	JEONG Seonghwan	-	-	-	-	
		8	JUENG Taehyun	-	-	-	-	
		10	PARK Chanwoong	-	-	-	-	
		11	KIM Seungtae	-	-	-	-	
		12	PARK Changseong	-	-	-	-	
Team Totals				15	3	28	46	3.75

Non-Scoring Reception	Rk	No.	Name	Excellents	Faults	Serve Receptions	Total Attempts	Succ. %
	1	5	KOO Jahyeok	7	2	13	22	31.82
	2	6	KIM Jeongho	12	3	32	47	25.53
		8	JUENG Taehyun	2	2	6	10	
		1	HONG Sanghyeok	-	-	5	5	
		2	SONG Wongeun	-	-	2	2	
		3	GIM Myeongwan	-	-	-	-	
		4	KIM Gwangil	-	-	-	-	
		7	JEONG Seonghwan	-	-	-	-	
		9	GU Bonseung	-	-	-	-	
		10	PARK Chanwoong	-	-	-	-	
		11	KIM Seungtae	-	-	-	-	
		12	PARK Changseong	-	-	-	-	
Limit	25.00%							
Team Totals				21	7	58	86	24.42

LEGEND

Avg. Average

Eff. Efficiency

No. Shirt Number

Rk Rank

Suc Success %



SUN 7 JUL 2019
Start Time 20:00

Start List

RUS vs CHN

P1

First Refere NAVA (MEX)

Second Refere KOVAR (CZE)

RUS - Russia

Shirt colour White

No.	Name	Shirt Name	Pos.	Han.	Height	Weight	Highest Reac		Date of Birth	Tournament Totals				
							Spike cm	Block cm		Spik	Bloc	Serv	Total	%
1	PANKOV Pavel (C)		S		1.98	108	345	330	14 AUG 199	0	0	2	2	3.23
2	KLETS Kirill		OS		2.10	102	340	330	15 MAR 199	12	4	0	16	25.81
3	SURMACHEVSKIY Andrey		WS		1.96	98	335	325	22 JUN 1996	14	3	3	20	32.26
4	KONONOV Aleksei		MB		2.13	96	350	340	9 APR 1997	4	6	1	11	17.74
7	URSOV Kirill		WS		1.94	80	335	325	13 FEB 1995	1	0	0	1	1.61
8	PAKSHIN Roman		WS		2.03	82	335	320	17 APR 1998	2	1	0	3	4.84
9	BOGDAN Denis		WS		2.00	98	350	340	13 OCT 199	22	3	5	30	48.39
10	YAKOVLEV Dmitry		OS		2.04	98	350	340	21 JUN 1998	17	1	3	21	33.87
11	POROSHIN Roman		S		2.01	99	332	321	28 AUG 199	2	1	0	3	4.84
13	BELOGORTSEV Maksim		MB		2.03	103	340	330	3 FEB 1996	3	5	1	9	14.52
16	MELNIKOV Aleksandr		MB		2.06	96	350	340	3 MAY 1997	7	3	1	11	17.74
19	KRIVITCHENKO Semen		L		1.83	83	305	305	6 MAR 1995	0	0	0	0	0

Coac VERBOV Aleksey

Assista SIDENKO Konstantin

Phase	Opponent	Sets	Points per Set
Preliminary - Group	POR	3 - 1	24 - 26, 25 - 15, 25 - 20, 25 - 17
Preliminary - Group	KOR	3 - 0	25 - 17, 25 - 22, 25 - 18

CHN - China

Shirt colour Red

No.	Name	Shirt Name	Pos.	Han.	Height	Weight	Highest Reac		Date of Birth	Tournament Totals				
							Spike cm	Block cm		Spik	Bloc	Serv	Total	%
1	XU Tongxi		WS		1.95	80	320	310	5 JUL 2000	9	2	1	12	30.77
2	WANG Chen		S		1.95	86	340	320	2 APR 1995	0	0	1	1	2.56
4	LI Tianhao		L		1.83	70			4 MAY 1999	0	0	0	0	0
5	SHENG Hao		MB		2.00	85	315	310	13 FEB 1996	0	0	0	0	0
6	REN Jian		WS		2.00	86	315	310	10 JUN 1998	0	0	0	0	0
7	WANG Hao		WS		2.00	75	325	340	14 DEC 199	4	3	1	8	20.51
8	LIU Gaoqiang (C)		WS		1.95	85	335	325	12 APR 1994	10	3	0	13	33.33
9	CHEN Huake		WS		1.91	73	320	310	3 JUL 1999	0	0	0	0	0
10	WU Pengzhi		WS		2.00	100	308	298	2 MAR 1996	20	1	0	21	53.85
11	FU Xin		S		1.95	80	325	320	24 MAR 199	0	0	2	2	5.13
12	WANG Tianfeng		MB		2.00	82	320	315	1 OCT 1997	2	3	4	9	23.08
17	SHEN Jiaxin		WS		2.00	86	320	310	31 JUL 1999	0	0	0	0	0

Coac TANG Yi

Assista LIN Minggui

Phase	Opponent	Sets	Points per Set
Preliminary - Group	USA	2 - 3	25 - 19, 22 - 25, 22 - 25, 25 - 23

LEGEND

% Percentage of total team s (C) Team Captain
 LH Left Handed MB Middle blocker BH Both Handed
 PR Preliminary RH Right Handed No. Shirt Number OS Opposite hitter
 S Setter WS Outside hitter L Libero
 Pos Playing Position



SUN 7 JUL 2019
Start Time 20:01 - End Time 21:17
Match Duration 1h16

Results
P2

RUS vs CHN
3 0

Team	Sets	1	2	3	Total
RUS	3	25	25	25	75
CHN	0	20	15	15	50
	Playing Time	23min	23min	21min	1h7

First Refere NAVA (MEX)

Second Refere KOVAR (CZE)

RUS - Russia								
No.	Name	Pos	1	2	3	4	5	Pts
1	PANKOV Pavel (C)	S	2	2	6			2
2	KLETS Kirill	OS	3	3	1			8
3	SURMACHEVSKIY Andrey	WS	4	4				7
4	KONONOV Aleksei	MB						
7	URSOV Kirill	WS	3	1	1			3
8	PAKSHIN Roman	WS		3	4			6
9	BOGDAN Denis	WS	1		7			6
10	YAKOVLEV Dmitry	OS	11	11	3			3
11	POROSHIN Roman	S	6	6	10			2
13	BELOGORTSEV Maksim	MB	2	2	2			15
16	MELNIKOV Aleksandr	MB	5	5	5			9
19	KRIVITCHENKO Semen	L	L	L	L			

CHN - China								
No.	Name	Pos	1	2	3	4	5	Pts
1	XU Tongxi	WS	2	1				3
2	WANG Chen	S						
4	LI Tianhao	L	L	L	L			
5	SHENG Hao	MB	12	5	6			4
6	REN Jian	WS	4	3	4			8
7	WANG Hao	WS	3	2	3			4
8	LIU Gaoqiang (C)	WS	5	4	5			4
9	CHEN Huake	WS			8			1
10	WU Pengzhi	WS						
11	FU Xin	S	1	6	1			
12	WANG Tianfeng	MB	6					
17	SHEN Jiaxin	WS		1	2			3

Coach VERBOV Aleksey
Assistant Coach SIDENKO Konstantin

Coach TANG Yi
Assistant Coach LIN Minggui

TEAM AND PLAYER PERFORMANCES

Won	Total Atts	No. Name	Scoring Skills	Won	Total Atts	No. Name
42	62	Total Team	Spike	23	56	Total Team
8	10	13 BELOGORTSEV Maksim		7	16	6 REN Jian
6	9	3 SURMACHEVSKIY Andrey		4	5	5 SHENG Hao
6	7	9 BOGDAN Denis		4	10	8 LIU Gaoqiang
10	27	Total Team	Block	3	14	Total Team
3	12	13 BELOGORTSEV Maksim		2	4	7 WANG Hao
3	5	2 KLETS Kirill		1	1	6 REN Jian
2	5	16 MELNIKOV Aleksandr				
9	73	Total Team	Serve	1	52	Total Team
4	15	13 BELOGORTSEV Maksim		1	5	1 XU Tongxi
2	16	16 MELNIKOV Aleksandr				
1	2	1 PANKOV Pavel				
36		Total Team	Opp. Error	38		Total Team
97	162	Total Team	Total	65	122	Total Team
15	37	13 BELOGORTSEV Maksim	Best Scorer	8	25	6 REN Jian

LEGEND

(C) Team Captain
nn Substitute where nn = shirt number of outgoing player
MB Middle blocker
OS Opposite hitter
S Setter
n Starting line-up where n= starting position on court
Atts Attempts
No. Shirt Number
Pos Playing Position
WS Outside hitter
L Substitute Libero
L Libero
Opp Opponent
Pts Points scored



SUN 7 JUL 2019

Start Time 20:01 - End Time 21:17

Match Duration: 1h16

Match Statistics

P3


RUS vs CHN
3 0


Team	Sets	1	2	3	Total
RUS	3	25	25	25	75
CHN	0	20	15	15	50
Playing Time		23min	23min	21min	1h7


First Refere NAVA (MEX)

Second Refere KOVAR (CZE)

RUS - Russia

Scoring Spike	Rk	No.	Name	Spikes	Faults	Shots	Total Attempts	Eff %
	1	8	PAKSHIN Roman	5	-	-	5	100.00
	2	9	BOGDAN Denis	6	-	1	7	85.71
	3	3	SURMACHEVSKIY Andrey	6	-	3	9	66.67
	3	10	YAKOVLEV Dmitry	2	-	1	3	66.67
	5	13	BELOGORTSEV Maksim	8	2	-	10	60.00
	6	16	MELNIKOV Aleksandr	5	1	1	7	57.14
	7	1	PANKOV Pavel	1	-	1	2	50.00
	7	11	POROSHIN Roman	1	-	1	2	50.00
	9	2	KLETS Kirill	5	2	3	10	30.00
	10	7	URSOV Kirill	3	2	2	7	14.29
Limit		19	KONONOV Aleksei	-	-	-	-	-
15.00%			KRIVITCHENKO Semen	-	-	-	-	-
Team Totals				42	7	13	62	56.45

Scoring Block	Rk	No.	Name	Kill Blocks	Faults	Rebounds	Total Attempts	Avg. by Set
	1	13	BELOGORTSEV Maksim	3	6	3	12	1.00
	1	2	KLETS Kirill	3	1	1	5	1.00
	3	16	MELNIKOV Aleksandr	2	2	1	5	0.67
	4	3	SURMACHEVSKIY Andrey	1	1	-	2	0.50
	5	11	POROSHIN Roman	1	-	-	1	0.33
		8	PAKSHIN Roman	-	-	1	1	-
		9	BOGDAN Denis	-	-	1	1	-
		1	PANKOV Pavel	-	-	-	-	-
		4	KONONOV Aleksei	-	-	-	-	-
		7	URSOV Kirill	-	-	-	-	-
	10	YAKOVLEV Dmitry	-	-	-	-	-	
	19	KRIVITCHENKO Semen	-	-	-	-	-	
Team Totals				10	10	7	27	3.33

Scoring Service	Rk	No.	Name	Aces	Faults	Serve Hits	Total Attempts	Avg. by Set
	1	13	BELOGORTSEV Maksim	4	6	5	15	1.33
	2	16	MELNIKOV Aleksandr	2	3	11	16	0.67
	3	8	PAKSHIN Roman	1	1	4	6	0.50
	4	10	YAKOVLEV Dmitry	1	1	7	9	0.33
	4	1	PANKOV Pavel	1	-	1	2	0.33
		2	KLETS Kirill	-	3	5	8	-
		11	POROSHIN Roman	-	-	6	6	-
		7	URSOV Kirill	-	1	4	5	-
		3	SURMACHEVSKIY Andrey	-	2	1	3	-
		9	BOGDAN Denis	-	1	2	3	-
	4	KONONOV Aleksei	-	-	-	-	-	
	19	KRIVITCHENKO Semen	-	-	-	-	-	
Team Totals				9	18	46	73	3.00

Team	Opponent Errors & Team Faults	36	-		
------	-------------------------------	----	---	--	--



SUN 7 JUL 2019


Start Time 20:01 - End Time 21:17


Match Duration: 1h16


Match Statistics

P3

RUS - Russia

Non-Scoring Dig	Rk	No.	Name	Digs	Faults	Receptions	Total Attempts	Avg. by Set
		19	KRIVITCHENKO Semen	-	4	2	6	
		9	BOGDAN Denis	-	1	1	2	
		16	MELNIKOV Aleksandr	-	-	2	2	
		3	SURMACHEVSKIY Andrey	-	-	1	1	
		7	URSOV Kirill	-	-	1	1	
		1	PANKOV Pavel	-	-	-	-	
		2	KLETS Kirill	-	-	-	-	
		4	KONONOV Aleksei	-	-	-	-	
		8	PAKSHIN Roman	-	-	-	-	
		10	YAKOVLEV Dmitry	-	-	-	-	
		11	POROSHIN Roman	-	-	-	-	
		13	BELOGORTSEV Maksim	-	-	-	-	
	Team Totals				-	5	7	12

Non-Scoring Set	Rk	No.	Name	Running Sets	Faults	Still Sets	Total Attempts	Avg. by Set
	1	11	POROSHIN Roman	6	-	11	17	2.00
	2	1	PANKOV Pavel	5	-	6	11	1.67
		2	KLETS Kirill	-	-	-	-	
		3	SURMACHEVSKIY Andrey	-	-	-	-	
		4	KONONOV Aleksei	-	-	-	-	
		7	URSOV Kirill	-	-	-	-	
		8	PAKSHIN Roman	-	-	-	-	
		9	BOGDAN Denis	-	-	-	-	
		10	YAKOVLEV Dmitry	-	-	-	-	
		13	BELOGORTSEV Maksim	-	-	-	-	
		16	MELNIKOV Aleksandr	-	-	-	-	
		19	KRIVITCHENKO Semen	-	-	-	-	
	Team Totals				11	-	17	28

Non-Scoring Reception	Rk	No.	Name	Excellents	Faults	Serve Receptions	Total Attempts	Succ. %
	1	19	KRIVITCHENKO Semen	8	1	12	21	38.10
	2	7	URSOV Kirill	4	-	10	14	28.57
	3	9	BOGDAN Denis	1	-	3	4	25.00
		3	SURMACHEVSKIY Andrey	-	-	3	3	
		8	PAKSHIN Roman	-	-	3	3	
		1	PANKOV Pavel	-	-	-	-	
		2	KLETS Kirill	-	-	-	-	
		4	KONONOV Aleksei	-	-	-	-	
		10	YAKOVLEV Dmitry	-	-	-	-	
		11	POROSHIN Roman	-	-	-	-	
		13	BELOGORTSEV Maksim	-	-	-	-	
		16	MELNIKOV Aleksandr	-	-	-	-	
	Limit							
25.00%				13	1	31	45	28.89



SUN 7 JUL 2019


Start Time 20:01 - End Time 21:17


Match Duration: 1h16


Match Statistics

P3

CHN - China

Scoring Spike	Rk	No.	Name	Spikes	Faults	Shots	Total Attempts	Eff %
	1	5	SHENG Hao	4	-	1	5	80.00
	2	7	WANG Hao	2	-	3	5	40.00
	3	6	REN Jian	7	3	6	16	25.00
	4	17	SHEN Jiaxin	3	2	2	7	14.29
		8	LIU Gaoqiang	4	4	2	10	
		1	XU Tongxi	2	6	2	10	
		9	CHEN Huake	1	1	-	2	
		12	WANG Tianfeng	-	-	1	1	
		2	WANG Chen	-	-	-	-	
		4	LI Tianhao	-	-	-	-	
		10	WU Pengzhi	-	-	-	-	
Limit	11	FU Xin	-	-	-	-		
15.00%	Team Totals			23	16	17	56	12.50

Scoring Block	Rk	No.	Name	Kill Blocks	Faults	Rebounds	Total Attempts	Avg. by Set
	1	7	WANG Hao	2	1	1	4	0.67
	2	6	REN Jian	1	-	-	1	0.33
		5	SHENG Hao	-	2	-	2	
		8	LIU Gaoqiang	-	1	1	2	
		11	FU Xin	-	1	1	2	
		12	WANG Tianfeng	-	1	1	2	
		1	XU Tongxi	-	-	1	1	
		2	WANG Chen	-	-	-	-	
		4	LI Tianhao	-	-	-	-	
		9	CHEN Huake	-	-	-	-	
		10	WU Pengzhi	-	-	-	-	
	17	SHEN Jiaxin	-	-	-	-		
	Team Totals			3	6	5	14	1.00

Scoring Service	Rk	No.	Name	Aces	Faults	Serve Hits	Total Attempts	Avg. by Set
	1	1	XU Tongxi	1	2	2	5	0.50
		11	FU Xin	-	-	10	10	
		6	REN Jian	-	3	5	8	
		7	WANG Hao	-	-	8	8	
		8	LIU Gaoqiang	-	-	7	7	
		5	SHENG Hao	-	-	6	6	
		9	CHEN Huake	-	-	4	4	
		17	SHEN Jiaxin	-	2	1	3	
		12	WANG Tianfeng	-	-	1	1	
		2	WANG Chen	-	-	-	-	
		4	LI Tianhao	-	-	-	-	
	10	WU Pengzhi	-	-	-	-		
	Team Totals			1	7	44	52	0.33

Team	Opponent Errors & Team Faults	38	-		
-------------	--	-----------	----------	--	--



SUN 7 JUL 2019


Start Time 20:01 - End Time 21:17


Match Duration: 1h16


Match Statistics

P3

CHN - China

Non-Scoring Dig	Rk	No.	Name	Digs	Faults	Receptions	Total Attempts	Avg. by Set
		4	LI Tianhao	-	2	2	4	
		6	REN Jian	-	4	-	4	
		8	LIU Gaoqiang	-	1	2	3	
		17	SHEN Jiabin	-	-	2	2	
		5	SHENG Hao	-	1	-	1	
		1	XU Tongxi	-	-	-	-	
		2	WANG Chen	-	-	-	-	
		7	WANG Hao	-	-	-	-	
		9	CHEN Huake	-	-	-	-	
		10	WU Pengzhi	-	-	-	-	
		11	FU Xin	-	-	-	-	
		12	WANG Tianfeng	-	-	-	-	
Team Totals				-	8	6	14	

Non-Scoring Set	Rk	No.	Name	Running Sets	Faults	Still Sets	Total Attempts	Avg. by Set	
	1	11	FU Xin	8	-	12	20	2.67	
		1	XU Tongxi	-	-	-	-		
		2	WANG Chen	-	-	-	-		
		4	LI Tianhao	-	-	-	-		
		5	SHENG Hao	-	-	-	-		
		6	REN Jian	-	-	-	-		
		7	WANG Hao	-	-	-	-		
		8	LIU Gaoqiang	-	-	-	-		
		9	CHEN Huake	-	-	-	-		
		10	WU Pengzhi	-	-	-	-		
		12	WANG Tianfeng	-	-	-	-		
		17	SHEN Jiabin	-	-	-	-		
	Team Totals				8	-	12	20	2.67

Non-Scoring Reception	Rk	No.	Name	Excellent	Faults	Serve Receptions	Total Attempts	Succ. %
	1	4	LI Tianhao	6	3	12	21	28.57
	2	1	XU Tongxi	2	-	6	8	25.00
	3	17	SHEN Jiabin	2	2	5	9	22.22
	4	8	LIU Gaoqiang	2	1	8	11	18.18
		9	CHEN Huake	-	3	2	5	
		2	WANG Chen	-	-	-	-	
		5	SHENG Hao	-	-	-	-	
		6	REN Jian	-	-	-	-	
		7	WANG Hao	-	-	-	-	
		10	WU Pengzhi	-	-	-	-	
		11	FU Xin	-	-	-	-	
		12	WANG Tianfeng	-	-	-	-	
Limit								
25.00%	Team Totals			12	9	33	54	22.22

LEGEND

Avg. Average

Eff. Efficiency

No. Shirt Number

Rk Rank

Suc Success %



MON 8 JUL 2019
Start Time 17:30

Start List

USA vs RUS

P1

First Referee: GHARIB (IRI)

Second Referee: NAVA (MEX)

USA - United States

Shirt colour: White

No.	Name	Shirt Name	Pos.	Han.	Height	Weight	Highest Reach		Date of Birth	Tournament Totals				
							Spike cm	Block cm		Spike	Block	Serve	Total	%
1	JASPER Jaylen Mario		OS		2.00	95	0	0	5 MAR 1999	21	3	2	26	41.94
2	WILDMAN Brett Mcgehee (C)		WS		1.95	86	0	0	6 MAR 2000	12	0	1	13	20.97
3	ZOLG Garrett Christopher		S		1.90	79	0	0	23 AUG 1998	4	0	2	6	9.68
4	RATTRAY Brandon Michael		OS		1.95	90	0	0	22 MAR 1997	12	1	0	13	20.97
6	SIMMONS Michael Dean		L		1.93	81	0	0	22 SEP 1995	0	0	0	0	0
7	SIEGFRIED Ethan Michael		WS		1.85	84	0	0	30 SEP 1998	12	2	1	15	24.19
8	BARSEMIAN Raymond Sarkis		WS		1.98	88	0	0	13 SEP 1997	5	5	1	11	17.74
9	GIBB Chandler John		S		1.88	79	0	0	3 APR 1996	0	1	1	2	3.23
10	MITCHEM Tyler Joseph		MB		2.10	104	0	0	24 MAY 1998	10	1	0	11	17.74
11	PRESHO Kyle Jacob		MB		2.03	97	0	0	8 AUG 1999	8	1	0	9	14.52
12	LEESON Blake Gregory		MB		2.03	86	0	0	7 JUN 1995	20	9	0	29	46.77
13	DIXON Parker Olin		WS		2.00	86	0	0	6 NOV 1997	8	2	0	10	16.13

Coach PERROTTE Ryan

Assistant SHIARI Morteza / KELLY William Timothy

Phase	Opponent	Sets	Points per Set
Preliminary - Group B	KOR	3 - 2	25 - 21, 25 - 20, 18 - 25, 21 - 25, 15 - 1
Preliminary - Group B	CHN	3 - 2	19 - 25, 25 - 22, 25 - 22, 23 - 25, 15 - 1

RUS - Russia

Shirt colour: Blue

No.	Name	Shirt Name	Pos.	Han.	Height	Weight	Highest Reach		Date of Birth	Tournament Totals				
							Spike cm	Block cm		Spike	Block	Serve	Total	%
1	PANKOV Pavel (C)		S		1.98	108	345	330	14 AUG 1995	1	0	3	4	4.04
2	KLETS Kirill		OS		2.10	102	340	330	15 MAR 1998	17	7	0	24	24.24
3	SURMACHEVSKIY Andrey		WS		1.96	98	335	325	22 JUN 1996	20	4	3	27	27.27
4	KONONOV Aleksei		MB		2.13	96	350	340	9 APR 1997	4	6	1	11	11.11
7	URSOV Kirill		WS		1.94	80	335	325	13 FEB 1995	4	0	0	4	4.04
8	PAKSHIN Roman		WS		2.03	82	335	320	17 APR 1998	7	1	1	9	9.09
9	BOGDAN Denis		WS		2.00	98	350	340	13 OCT 1996	28	3	5	36	36.36
10	YAKOVLEV Dmitry		OS		2.04	98	350	340	21 JUN 1998	19	1	4	24	24.24
11	POROSHIN Roman		S		2.01	99	332	321	28 AUG 1995	3	2	0	5	5.05
13	BELOGORTSEV Maksim		MB		2.03	103	340	330	3 FEB 1996	11	8	5	24	24.24
16	MELNIKOV Aleksandr		MB		2.06	96	350	340	3 MAY 1997	12	5	3	20	20.20
19	KRIVITCHENKO Semen		L		1.83	83	305	305	6 MAR 1995	0	0	0	0	0

Coach VERBOV Aleksey

Assistant SIDENKO Konstantin

Phase	Opponent	Sets	Points per Set
Preliminary - Group B	POR	3 - 1	24 - 26, 25 - 15, 25 - 20, 25 - 17
Preliminary - Group B	KOR	3 - 0	25 - 17, 25 - 22, 25 - 18
Preliminary - Group B	CHN	3 - 0	25 - 20, 25 - 15, 25 - 15

LEGEND

% Percentage of total team score (C) Team Captain BH Both Handed Han. Handedness L Libero
LH Left Handed MB Middle blocker No. Shirt Number OS Opposite hitter Pos Playing Position
PR Preliminary RH Right Handed S Setter WS Outside hitter



MON 8 JUL 2019
Start Time 17:30 - End Time 18:51
Match Duration 1h21

Results
P2

USA vs RUS
0 3

Team	Sets	1	2	3	Total
USA	0	13	15	19	47
RUS	3	25	25	25	75
	Playing Time	23min	24min	25min	1h12

First Referee: GHARIB (IRI)

Second Referee: NAVA (MEX)

USA - United States								
No.	Name	Pos.	1	2	3	4	5	Pts
1	JASPER Jaylen Mario	OS	1	4				6
2	WILDMAN Brett Mcgehee (C)	WS	8	8	2			5
3	ZOLG Garrett Christopher	S	4	1				
4	RATTRAY Brandon Michael	OS	1	7	5			
6	SIMMONS Michael Dean	L	L	L	L			
7	SIEGFRIED Ethan Michael	WS	2	5	4			5
8	BARSEMIAN Raymond Sarkis	WS	5	2				2
9	GIBB Chandler John	S	10	3	1			
10	MITCHEM Tyler Joseph	MB	3	6	6			4
11	PRESHO Kyler Jacob	MB		12	3			4
12	LEESON Blake Gregory	MB	6	3				3
13	DIXON Parker Olin	WS		1	4			2

RUS - Russia								
No.	Name	Pos.	1	2	3	4	5	Pts
1	PANKOV Pavel (C)	S		10	10			1
2	KLETS Kirill	OS		11	11			5
3	SURMACHEVSKIY Andrey	WS	4	4	4			13
4	KONONOV Aleksei	MB	5	5	5			6
7	URSOV Kirill	WS	3	3	1			1
8	PAKSHIN Roman	WS		9				1
9	BOGDAN Denis	WS	1	1				5
10	YAKOVLEV Dmitry	OS	3	3	3			11
11	POROSHIN Roman	S	6	6	6			
13	BELOGORTSEV Maksim	MB			2			2
16	MELNIKOVA Aleksandr	MB	2	2				5
19	KRIVITCHENKO Semen	L	L	L	L			

Coach PERROTTE Ryan
Assistant Coach SHIARI Morteza / KELLY William Timothy

Coach VERBOV Aleksey
Assistant Coach SIDENKO Konstantin

TEAM AND PLAYER PERFORMANCES

Won	Total Atts	No. Name	Scoring Skills	Won	Total Atts	No. Name
25	62	Total Team	Spike	35	61	Total Team
6	12	1 JASPER Jaylen Mario		9	15	10 YAKOVLEV Dmitry
4	9	2 WILDMAN Brett Mcgehee		7	12	3 SURMACHEVSKIY Andrey
4	9	10 MITCHEM Tyler Joseph		5	5	2 KLETS Kirill
3	18	Total Team	Block	5	20	Total Team
2	2	11 PRESHO Kyler Jacob		1	1	9 BOGDAN Denis
1	4	8 BARSEMIAN Raymond Sarkis		1	8	4 KONONOV Aleksei
				1	5	16 MELNIKOVA Aleksandr
3	49	Total Team	Serve	10	73	Total Team
1	8	2 WILDMAN Brett Mcgehee		6	12	3 SURMACHEVSKIY Andrey
1	9	7 SIEGFRIED Ethan Michael		2	14	4 KONONOV Aleksei
1	5	11 PRESHO Kyler Jacob		1	12	10 YAKOVLEV Dmitry
26		Total Team	Opp. Error	43		Total Team
57	129	Total Team	Total	93	154	Total Team
6	17	1 JASPER Jaylen Mario	Best Scorer	13	24	3 SURMACHEVSKIY Andrey

LEGEND

- (C) Team Captain
- nn Substitute where nn = shirt number of outgoing player
- MB Middle blocker
- OS Opposite hitter
- S Setter
- n Starting line-up where n= starting position on court
- Atts Attempts
- No. Shirt Number
- Pos Playing Position
- WS Outside hitter
- L Substitute Libero
- L Libero
- Opp. Opponent
- Pts Points scored



MON 8 JUL 2019

Start Time 17:30 - End Time 18:51

Match Duration: 1h21

Match Statistics

P3

USA vs RUS


0 3


Team	Sets	1	2	3	Total
USA	0	13	15	19	47
RUS	3	25	25	25	75
	Playing Time	23min	24min	25min	1h12


First Referee: GHARIB (IRI)

Second Referee: NAVA (MEX)

USA - United States

Scoring Spike	Rk	No.	Name	Spikes	Faults	Shots	Total Attempts	Eff %
	1	11	PRESHO Kyler Jacob	1	-	-	1	100.00
	2	12	LEESON Blake Gregory	3	-	2	5	60.00
	3	10	MITCHEM Tyler Joseph	4	1	4	9	33.33
	4	1	JASPER Jaylen Mario	6	4	2	12	16.67
	5	7	SIEGFRIED Ethan Michael	4	3	-	7	14.29
	6	2	WILDMAN Brett McGehee	4	3	2	9	11.11
		13	DIXON Parker Olin	2	2	2	6	
		8	BARSEMIAN Raymond Sarkis	1	3	6	10	
		4	RATTRAY Brandon Michael	-	1	1	2	
		9	GIBB Chandler John	-	-	1	1	
		3	ZOLG Garrett Christopher	-	-	-	-	
		6	SIMMONS Michael Dean	-	-	-	-	
	Limit							
15.00%	Team Totals			25	17	20	62	12.90

Scoring Block	Rk	No.	Name	Kill Blocks	Faults	Rebounds	Total Attempts	Avg. by Set
	1	11	PRESHO Kyler Jacob	2	-	-	2	1.00
	2	8	BARSEMIAN Raymond Sarkis	1	1	2	4	0.50
		10	MITCHEM Tyler Joseph	-	2	1	3	
		1	JASPER Jaylen Mario	-	1	1	2	
		12	LEESON Blake Gregory	-	1	1	2	
		13	DIXON Parker Olin	-	2	-	2	
		2	WILDMAN Brett McGehee	-	-	1	1	
		7	SIEGFRIED Ethan Michael	-	-	1	1	
		9	GIBB Chandler John	-	1	-	1	
		3	ZOLG Garrett Christopher	-	-	-	-	
		4	RATTRAY Brandon Michael	-	-	-	-	
		6	SIMMONS Michael Dean	-	-	-	-	
		Team Totals			3	8	7	18

Scoring Service	Rk	No.	Name	Aces	Faults	Serve Hits	Total Attempts	Avg. by Set
	1	11	PRESHO Kyler Jacob	1	-	4	5	0.50
	2	7	SIEGFRIED Ethan Michael	1	2	6	9	0.33
	2	2	WILDMAN Brett McGehee	1	4	3	8	0.33
		9	GIBB Chandler John	-	-	9	9	
		10	MITCHEM Tyler Joseph	-	-	4	4	
		1	JASPER Jaylen Mario	-	2	1	3	
		12	LEESON Blake Gregory	-	-	3	3	
		13	DIXON Parker Olin	-	-	3	3	
		3	ZOLG Garrett Christopher	-	-	2	2	
		8	BARSEMIAN Raymond Sarkis	-	-	2	2	
		4	RATTRAY Brandon Michael	-	1	-	1	
		6	SIMMONS Michael Dean	-	-	-	-	
		Team Totals			3	9	37	49

Team	Opponent Errors & Team Faults	26	-		
------	-------------------------------	----	---	--	--



MON 8 JUL 2019


Start Time 17:30 - End Time 18:51


Match Duration: 1h21


Match Statistics

P3

USA - United States

Non-Scoring Dig	Rk	No.	Name	Digs	Faults	Receptions	Total Attempts	Avg. by Set
		3	ZOLG Garrett Christopher	-	1	2	3	
		1	JASPER Jaylen Mario	-	-	1	1	
		9	GIBB Chandler John	-	-	1	1	
		2	WILDMAN Brett Mcgehee	-	-	-	-	
		4	RATTRAY Brandon Michael	-	-	-	-	
		6	SIMMONS Michael Dean	-	-	-	-	
		7	SIEGFRIED Ethan Michael	-	-	-	-	
		8	BARSEMIAN Raymond Sarkis	-	-	-	-	
		10	MITCHEM Tyler Joseph	-	-	-	-	
		11	PRESHO Kyler Jacob	-	-	-	-	
		12	LEESON Blake Gregory	-	-	-	-	
		13	DIXON Parker Olin	-	-	-	-	
	Team Totals				-	1	4	5

Non-Scoring Set	Rk	No.	Name	Running Sets	Faults	Still Sets	Total Attempts	Avg. by Set
		1	JASPER Jaylen Mario	-	1	-	1	
		6	SIMMONS Michael Dean	-	1	-	1	
		9	GIBB Chandler John	-	1	-	1	
		2	WILDMAN Brett Mcgehee	-	-	-	-	
		3	ZOLG Garrett Christopher	-	-	-	-	
		4	RATTRAY Brandon Michael	-	-	-	-	
		7	SIEGFRIED Ethan Michael	-	-	-	-	
		8	BARSEMIAN Raymond Sarkis	-	-	-	-	
		10	MITCHEM Tyler Joseph	-	-	-	-	
		11	PRESHO Kyler Jacob	-	-	-	-	
		12	LEESON Blake Gregory	-	-	-	-	
		13	DIXON Parker Olin	-	-	-	-	
	Team Totals				-	3	-	3

Non-Scoring Reception	Rk	No.	Name	Excellents	Faults	Serve Receptions	Total Attempts	Succ. %
	1	4	RATTRAY Brandon Michael	2	-	-	2	100.00
	1	10	MITCHEM Tyler Joseph	1	-	-	1	100.00
	3	6	SIMMONS Michael Dean	6	2	9	17	35.29
	4	2	WILDMAN Brett Mcgehee	4	2	6	12	33.33
	5	7	SIEGFRIED Ethan Michael	5	3	11	19	26.32
	6	8	BARSEMIAN Raymond Sarkis	2	2	4	8	25.00
	6	1	JASPER Jaylen Mario	1	-	3	4	25.00
		11	PRESHO Kyler Jacob	-	1	-	1	
		12	LEESON Blake Gregory	-	-	1	1	
		3	ZOLG Garrett Christopher	-	-	-	-	
		9	GIBB Chandler John	-	-	-	-	
		13	DIXON Parker Olin	-	-	-	-	
	Limit				21	10	34	65
25.00%	Team Totals			21	10	34	65	32.31



MON 8 JUL 2019


Start Time 17:30 - End Time 18:51


Match Duration: 1h21


Match Statistics

P3

RUS - Russia

Scoring Spike	Rk	No.	Name	Spikes	Faults	Shots	Total Attempts	Eff %
	1	2	KLETS Kirill	5	-	-	5	100.00
	1	1	PANKOV Pavel	1	-	-	1	100.00
	3	9	BOGDAN Denis	4	-	3	7	57.14
	4	4	KONONOV Aleksei	3	-	3	6	50.00
	5	10	YAKOVLEV Dmitry	9	2	4	15	46.67
	6	16	MELNIKOV Aleksandr	3	1	1	5	40.00
	7	3	SURMACHEVSKIY Andrey	7	3	2	12	33.33
		7	URSOV Kirill	1	2	2	5	
		8	PAKSHIN Roman	1	1	-	2	
		13	BELOGORTSEV Maksim	1	1	-	2	
		11	POROSHIN Roman	-	-	1	1	
		19	KRIVITCHENKO Semen	-	-	-	-	
	Limit							
15.00%	Team Totals			35	10	16	61	40.98

Scoring Block	Rk	No.	Name	Kill Blocks	Faults	Rebounds	Total Attempts	Avg. by Set
	1	13	BELOGORTSEV Maksim	1	-	-	1	1.00
	2	16	MELNIKOV Aleksandr	1	3	1	5	0.50
	2	9	BOGDAN Denis	1	-	-	1	0.50
	4	4	KONONOV Aleksei	1	2	5	8	0.33
	4	10	YAKOVLEV Dmitry	1	-	-	1	0.33
		7	URSOV Kirill	-	-	2	2	
		11	POROSHIN Roman	-	1	1	2	
		1	PANKOV Pavel	-	-	-	-	
		2	KLETS Kirill	-	-	-	-	
		3	SURMACHEVSKIY Andrey	-	-	-	-	
		8	PAKSHIN Roman	-	-	-	-	
		19	KRIVITCHENKO Semen	-	-	-	-	
		Team Totals			5	6	9	20

Scoring Service	Rk	No.	Name	Aces	Faults	Serve Hits	Total Attempts	Avg. by Set
	1	3	SURMACHEVSKIY Andrey	6	2	4	12	2.00
	2	4	KONONOV Aleksei	2	3	9	14	0.67
	3	16	MELNIKOV Aleksandr	1	1	4	6	0.50
	4	10	YAKOVLEV Dmitry	1	-	11	12	0.33
		2	KLETS Kirill	-	-	7	7	
		9	BOGDAN Denis	-	-	7	7	
		11	POROSHIN Roman	-	1	4	5	
		7	URSOV Kirill	-	1	3	4	
		13	BELOGORTSEV Maksim	-	-	3	3	
		8	PAKSHIN Roman	-	-	2	2	
		1	PANKOV Pavel	-	-	1	1	
		19	KRIVITCHENKO Semen	-	-	-	-	
		Team Totals			10	8	55	73

Team	Opponent Errors & Team Faults			
		43	-	



MON 8 JUL 2019


Start Time 17:30 - End Time 18:51


Match Duration: 1h21


Match Statistics

P3

RUS - Russia

Non-Scoring Dig	Rk	No.	Name	Digs	Faults	Receptions	Total Attempts	Avg. by Set
		3	SURMACHEVSKIY Andrey	-	-	2	2	
		13	BELOGORTSEV Maksim	-	-	2	2	
		19	KRIVITCHENKO Semen	-	-	2	2	
		7	URSOV Kirill	-	1	-	1	
		9	BOGDAN Denis	-	-	1	1	
		16	MELNIKOV Aleksandr	-	1	-	1	
		1	PANKOV Pavel	-	-	-	-	
		2	KLETS Kirill	-	-	-	-	
		4	KONONOV Aleksei	-	-	-	-	
		8	PAKSHIN Roman	-	-	-	-	
		10	YAKOVLEV Dmitry	-	-	-	-	
	11	POROSHIN Roman	-	-	-	-		
Team Totals				-	2	7	9	

Non-Scoring Set	Rk	No.	Name	Running Sets	Faults	Still Sets	Total Attempts	Avg. by Set
		1	PANKOV Pavel	-	-	-	-	
		2	KLETS Kirill	-	-	-	-	
		3	SURMACHEVSKIY Andrey	-	-	-	-	
		4	KONONOV Aleksei	-	-	-	-	
		7	URSOV Kirill	-	-	-	-	
		8	PAKSHIN Roman	-	-	-	-	
		9	BOGDAN Denis	-	-	-	-	
		10	YAKOVLEV Dmitry	-	-	-	-	
		11	POROSHIN Roman	-	-	-	-	
		13	BELOGORTSEV Maksim	-	-	-	-	
		16	MELNIKOV Aleksandr	-	-	-	-	
	19	KRIVITCHENKO Semen	-	-	-	-		
Team Totals				-	-	-	-	

Non-Scoring Reception	Rk	No.	Name	Excellents	Faults	Serve Receptions	Total Attempts	Succ. %
	1	9	BOGDAN Denis	4	-	-	4	100.00
	1	8	PAKSHIN Roman	2	-	-	2	100.00
	3	7	URSOV Kirill	9	1	-	10	90.00
	4	3	SURMACHEVSKIY Andrey	8	2	4	14	57.14
	5	19	KRIVITCHENKO Semen	3	-	6	9	33.33
		10	YAKOVLEV Dmitry	-	-	1	1	
		1	PANKOV Pavel	-	-	-	-	
		2	KLETS Kirill	-	-	-	-	
		4	KONONOV Aleksei	-	-	-	-	
		11	POROSHIN Roman	-	-	-	-	
		13	BELOGORTSEV Maksim	-	-	-	-	
	16	MELNIKOV Aleksandr	-	-	-	-		
Limit								
25.00%				26	3	11	40	65.00
Team Totals				26	3	11	40	65.00

LEGEND

Avg. Average

Eff. Efficiency

No. Shirt Number

Rk Rank

Succ Success %



MON 8 JUL 2019
Start Time 17:30

Start List

CHN vs POR

P1

First Refere CAREAGA (CHI)

Second Refere GRIEDER (SUI)

CHN - China

Shirt colour Yellow

No.	Name	Shirt Name	Pos.	Han.	Height	Weight	Highest Reac		Date of Birth	Tournament Totals				
							Spike cm	Block cm		Spik	Bloc	Serv	Total	%
1	XU Tongxi		WS		1.95	80	320	310	5 JUL 2000	11	2	2	15	28.30
2	WANG Chen		S		1.95	86	340	320	2 APR 1995	0	0	1	1	1.89
4	LI Tianhao		L		1.83	70			4 MAY 1999	0	0	0	0	0
5	SHENG Hao		MB		2.00	85	315	310	13 FEB 1996	4	0	0	4	7.55
6	REN Jian		OS		2.00	86	315	310	10 JUN 1998	7	1	0	8	15.09
7	WANG Hao		MB		2.00	75	325	340	14 DEC 199	6	5	1	12	22.64
8	LIU Gaoqiang (C)		WS		1.95	85	335	325	12 APR 1994	14	3	0	17	32.08
9	CHEN Huake		WS		1.91	73	320	310	3 JUL 1999	1	0	0	1	1.89
10	WU Pengzhi		OS		2.00	100	308	298	2 MAR 1996	20	1	0	21	39.62
11	FU Xin		S		1.95	80	325	320	24 MAR 199	0	0	2	2	3.77
12	WANG Tianfeng		MB		2.00	82	320	315	1 OCT 1997	2	3	4	9	16.98
17	SHEN Jiaxin		WS		2.00	86	320	310	31 JUL 1999	3	0	0	3	5.66

Coac TANG Yi

Assista LIN Minggui

Phase	Opponent	Sets	Points per Set
Preliminary - Group	USA	2 - 3	25 - 19, 22 - 25, 22 - 25, 25 - 23,
Preliminary - Group	RUS	0 - 3	20 - 25, 15 - 25, 15 - 25

POR - Portugal

Shirt colour White

No.	Name	Shirt Name	Pos.	Han.	Height	Weight	Highest Reac		Date of Birth	Tournament Totals				
							Spike cm	Block cm		Spik	Bloc	Serv	Total	%
1	SANTOS Frederico		S		1.90	73	335	320	16 SEP 1997	0	0	0	0	0
2	MENEZES Guilherme		MB		1.97	92	325	300	20 DEC 200	11	4	3	18	25.71
3	CAVALCANTI Rafael		OS		1.90	80	316	295	20 OCT 199	0	0	0	0	0
4	SINFRONIO Miquel		MB		1.96	92	350	330	18 MAR 199	5	5	2	12	17.14
5	ROSA Andre (C)		OS		1.94	85	325	300	26 JAN 1997	26	3	4	33	47.14
6	CUNHA Miquel		OS		1.96	99	325	298	18 AUG 199	0	0	0	0	0
7	REIS Afonso		S		1.83	79	305	280	9 AUG 1999	0	1	1	2	2.86
8	PEIXOTO Miquel		L		1.72	67	295	275	28 AUG 200	0	0	0	0	0
9	GOMES Diogo		L		1.82	76	294	273	5 JAN 1996	0	0	0	0	0
10	CUNHA Bruno		OS		1.94	92	325	298	18 AUG 199	42	8	0	50	71.43
11	MARQUES Andre		OS		1.88	73	325	310	10 APR 2000	9	2	0	11	15.71
12	BELO Jose		MB		1.94	85	330	315	5 DEC 1999	0	0	1	1	1.43

Coac JOSE Joao

Assista PRATA Carlos / MEDEIROS Rodrigo

Phase	Opponent	Sets	Points per Set
Preliminary - Group	RUS	1 - 3	26 - 24, 15 - 25, 20 - 25, 17 - 25
Preliminary - Group	KOR	3 - 1	25 - 21, 25 - 20, 27 - 29, 25 - 8

LEGEND

% Percentage of total team s (C) Team Captain
 LH Left Handed MB Middle blocker BH Both Handed
 PR Preliminary RH Right Handed No. Shirt Number
 OS Opposite hitter
 Han Handedness L Libero
 Pos Playing Position
 WS Outside hitter



MON 8 JUL 2019
Start Time 17:30 - End Time 18:49
Match Duration 1h18

Results
P2

CHN vs POR
0 3

Team	Sets	1	2	3	Total
CHN	0	22	18	18	58
POR	3	25	25	25	75
	Playing Time	26min	26min	21min	1h13

First Refere CAREAGA (CHI)

Second Refere GRIEDER (SUI)

CHN - China								
No.	Name	Pos	1	2	3	4	5	Pts
1	XU Tongxi	WS	2	2	1			7
2	WANG Chen	S						
4	LI Tianhao	L	L	L	L			
5	SHENG Hao	MB		12	5			2
6	REN Jian	OS						
7	WANG Hao	MB	3	3	2			4
8	LIU Gaoqiang (C)	WS	5	5	4			7
9	CHEN Huake	WS						
10	WU Pengzhi	OS	4	4	3			14
11	FU Xin	S	1	1	6			4
12	WANG Tianfeng	MB	6	6				
17	SHEN Jiaxin	WS						

POR - Portugal								
No.	Name	Pos	1	2	3	4	5	Pts
1	SANTOS Frederico	S	10					
2	MENEZES Guilherme	MB	3	4	3			5
3	CAVALCANTI Rafael	OS	4		4			1
4	SINFRONIO Miguel	MB	6	1	6			11
5	ROSA Andre (C)	OS	2	3	2			15
6	CUNHA Miguel	OS	7					2
7	REIS Afonso	S	1	2	1			4
8	PEIXOTO Miguel	L		L				
9	GOMES Diogo	L	L	L				
10	CUNHA Bruno	OS	4	5	4			13
11	MARQUES Andre	OS	5	6	5			5
12	BELO Jose	MB						

Coach TANG Yi
Assistant Coach LIN Minggui

Coach JOSE Joao
Assistant Coach PRATA Carlos / MEDEIROS Rodrigo

TEAM AND PLAYER PERFORMANCES

Won	Total Atts	No. Name	Scoring Skills	Won	Total Atts	No. Name
34	70	Total Team	Spike	45	76	Total Team
14	25	10 WU Pengzhi		14	22	5 ROSA Andre
7	14	8 LIU Gaoqiang		11	19	10 CUNHA Bruno
6	15	1 XU Tongxi		8	9	4 SINFRONIO Miguel
1	23	Total Team	Block	4	28	Total Team
1	6	1 XU Tongxi		2	8	4 SINFRONIO Miguel
				1	8	2 MENEZES Guilherme
				1	6	5 ROSA Andre
3	59	Total Team	Serve	7	74	Total Team
2	14	11 FU Xin		2	17	7 REIS Afonso
1	7	5 SHENG Hao		2	12	10 CUNHA Bruno
				1	11	11 MARQUES Andre
45		Total Team	Opp. Error	50		Total Team
83	152	Total Team	Total	106	178	Total Team
14	35	10 WU Pengzhi	Best Scorer	15	36	5 ROSA Andre

LEGEND

(C) Team Captain
nn Substitute where nn = shirt number of outgoing player
MB Middle blocker
OS Opposite hitter
S Setter
n Starting line-up where n= starting position on court
Atts Attempts
No. Shirt Number
Pos Playing Position
WS Outside hitter
L Substitute Libero
L Libero
Opp Opponent
Pts Points scored



MON 8 JUL 2019

Start Time 17:30 - End Time 18:49

Match Duration: 1h18

Match Statistics

P3


CHN vs POR
0 3


Team	Sets	1	2	3	Total
CHN	0	22	18	18	58
POR	3	25	25	25	75
	Playing Time	26min	26min	21min	1h13


First Refere CAREAGA (CHI)

Second Refere GRIEDER (SUI)

CHN - China

Scoring Spike	Rk	No.	Name	Spikes	Faults	Shots	Total Attempts	Eff %	
	1	5	SHENG Hao	1	-	-	1	100.00	
	2	8	LIU Gaoqiang	7	-	7	14	50.00	
	3	10	WU Pengzhi	14	4	7	25	40.00	
	4	7	WANG Hao	4	1	6	11	27.27	
	5	11	FU Xin	2	1	1	4	25.00	
	6	1	XU Tongxi	6	4	5	15	13.33	
		2	WANG Chen	-	-	-	-	-	
		4	LI Tianhao	-	-	-	-	-	
		6	REN Jian	-	-	-	-	-	
		9	CHEN Huake	-	-	-	-	-	
		12	WANG Tianfeng	-	-	-	-	-	
		17	SHEN Jiabin	-	-	-	-	-	
	Limit								
	15.00%								
	Team Totals				34	10	26	70	34.29

Scoring Block	Rk	No.	Name	Kill Blocks	Faults	Rebounds	Total Attempts	Avg. by Set	
	1	1	XU Tongxi	1	2	3	6	0.33	
		5	SHENG Hao	-	4	1	5	-	
		11	FU Xin	-	1	3	4	-	
		7	WANG Hao	-	2	1	3	-	
		8	LIU Gaoqiang	-	3	-	3	-	
		10	WU Pengzhi	-	1	-	1	-	
		12	WANG Tianfeng	-	1	-	1	-	
		2	WANG Chen	-	-	-	-	-	
		4	LI Tianhao	-	-	-	-	-	
		6	REN Jian	-	-	-	-	-	
		9	CHEN Huake	-	-	-	-	-	
		17	SHEN Jiabin	-	-	-	-	-	
	Team Totals				1	14	8	23	0.33

Scoring Service	Rk	No.	Name	Aces	Faults	Serve Hits	Total Attempts	Avg. by Set	
	1	11	FU Xin	2	2	10	14	0.67	
	2	5	SHENG Hao	1	-	6	7	0.50	
		7	WANG Hao	-	-	9	9	-	
		10	WU Pengzhi	-	4	5	9	-	
		1	XU Tongxi	-	2	6	8	-	
		8	LIU Gaoqiang	-	1	7	8	-	
		12	WANG Tianfeng	-	-	4	4	-	
		2	WANG Chen	-	-	-	-	-	
		4	LI Tianhao	-	-	-	-	-	
		6	REN Jian	-	-	-	-	-	
		9	CHEN Huake	-	-	-	-	-	
		17	SHEN Jiabin	-	-	-	-	-	
	Team Totals				3	9	47	59	1.00

Team	Opponent Errors & Team Faults			
		45	-	



MON 8 JUL 2019


Start Time 17:30 - End Time 18:49


Match Duration: 1h18


Match Statistics

P3

CHN - China

Non-Scoring Dig	Rk	No.	Name	Digs	Faults	Receptions	Total Attempts	Avg. by Set	
		8	LIU Gaoqiang	-	3	6	9		
		4	LI Tianhao	-	4	4	8		
		1	XU Tongxi	-	1	2	3		
		10	WU Pengzhi	-	1	1	2		
		11	FU Xin	-	1	1	2		
		5	SHENG Hao	-	-	1	1		
		7	WANG Hao	-	1	-	1		
		2	WANG Chen	-	-	-	-		
		6	REN Jian	-	-	-	-		
		9	CHEN Huake	-	-	-	-		
		12	WANG Tianfeng	-	-	-	-		
		17	SHEN Jiaxin	-	-	-	-		
	Team Totals				-	11	15	26	

Non-Scoring Set	Rk	No.	Name	Running Sets	Faults	Still Sets	Total Attempts	Avg. by Set	
	1	11	FU Xin	13	2	28	43	4.33	
		1	XU Tongxi	-	1	1	2		
		5	SHENG Hao	-	-	1	1		
		7	WANG Hao	-	-	1	1		
		8	LIU Gaoqiang	-	-	1	1		
		2	WANG Chen	-	-	-	-		
		4	LI Tianhao	-	-	-	-		
		6	REN Jian	-	-	-	-		
		9	CHEN Huake	-	-	-	-		
		10	WU Pengzhi	-	-	-	-		
		12	WANG Tianfeng	-	-	-	-		
		17	SHEN Jiaxin	-	-	-	-		
	Team Totals				13	3	32	48	4.33

Non-Scoring Reception	Rk	No.	Name	Excellents	Faults	Serve Receptions	Total Attempts	Succ. %	
	1	4	LI Tianhao	12	4	30	46	26.09	
		1	XU Tongxi	1	-	7	8		
		8	LIU Gaoqiang	-	3	5	8		
		11	FU Xin	-	-	1	1		
		2	WANG Chen	-	-	-	-		
		5	SHENG Hao	-	-	-	-		
		6	REN Jian	-	-	-	-		
		7	WANG Hao	-	-	-	-		
		9	CHEN Huake	-	-	-	-		
		10	WU Pengzhi	-	-	-	-		
		12	WANG Tianfeng	-	-	-	-		
		17	SHEN Jiaxin	-	-	-	-		
	Limit	25.00%							
	Team Totals				13	7	43	63	20.63



MON 8 JUL 2019


Start Time 17:30 - End Time 18:49


Match Duration: 1h18


Match Statistics

P3

POR - Portugal

Scoring Spike	Rk	No.	Name	Spikes	Faults	Shots	Total Attempts	Eff %
	1	4	SINFRONIO Miguel	8	-	1	9	88.89
	2	6	CUNHA Miguel	2	-	1	3	66.67
	3	2	MENEZES Guilherme	4	1	1	6	50.00
	4	10	CUNHA Bruno	11	2	6	19	47.37
	5	5	ROSA Andre	14	4	4	22	45.45
	6	11	MARQUES Andre	4	1	7	12	25.00
	6	7	REIS Afonso	2	1	1	4	25.00
		8	PEIXOTO Miguel	-	-	1	1	-
		1	SANTOS Frederico	-	-	-	-	-
		3	CAVALCANTI Rafael	-	-	-	-	-
		9	GOMES Diogo	-	-	-	-	-
		12	BELO Jose	-	-	-	-	-
Limit								
15.00%	Team Totals			45	9	22	76	47.37

Scoring Block	Rk	No.	Name	Kill Blocks	Faults	Rebounds	Total Attempts	Avg. by Set
	1	4	SINFRONIO Miguel	2	3	3	8	0.67
	2	2	MENEZES Guilherme	1	5	2	8	0.33
	2	5	ROSA Andre	1	4	1	6	0.33
		10	CUNHA Bruno	-	3	-	3	-
		7	REIS Afonso	-	-	2	2	-
		11	MARQUES Andre	-	-	1	1	-
		1	SANTOS Frederico	-	-	-	-	-
		3	CAVALCANTI Rafael	-	-	-	-	-
		6	CUNHA Miguel	-	-	-	-	-
		8	PEIXOTO Miguel	-	-	-	-	-
		9	GOMES Diogo	-	-	-	-	-
		12	BELO Jose	-	-	-	-	-
Team Totals				4	15	9	28	1.33

Scoring Service	Rk	No.	Name	Aces	Faults	Serve Hits	Total Attempts	Avg. by Set
	1	7	REIS Afonso	2	2	13	17	0.67
	1	10	CUNHA Bruno	2	2	8	12	0.67
	3	3	CAVALCANTI Rafael	1	-	2	3	0.50
	4	4	SINFRONIO Miguel	1	1	9	11	0.33
	4	11	MARQUES Andre	1	1	9	11	0.33
		2	MENEZES Guilherme	-	2	10	12	-
		5	ROSA Andre	-	3	5	8	-
		1	SANTOS Frederico	-	-	-	-	-
		6	CUNHA Miguel	-	-	-	-	-
		8	PEIXOTO Miguel	-	-	-	-	-
		9	GOMES Diogo	-	-	-	-	-
		12	BELO Jose	-	-	-	-	-
Team Totals				7	11	56	74	2.33

Team	Opponent Errors & Team Faults	50	-		
-------------	--	-----------	----------	--	--



MON 8 JUL 2019


Start Time 17:30 - End Time 18:49


Match Duration: 1h18


Match Statistics

P3

POR - Portugal

Non-Scoring Dig	Rk	No.	Name	Digs	Faults	Receptions	Total Attempts	Avg. by Set
		9	GOMES Diogo	-	1	7	8	
		10	CUNHA Bruno	-	2	4	6	
		11	MARQUES Andre	-	1	4	5	
		7	REIS Afonso	-	-	4	4	
		5	ROSA Andre	-	1	2	3	
		1	SANTOS Frederico	-	1	-	1	
		2	MENEZES Guilherme	-	1	-	1	
		4	SINFRONIO Miguel	-	-	1	1	
		3	CAVALCANTI Rafael	-	-	-	-	
		6	CUNHA Miguel	-	-	-	-	
		8	PEIXOTO Miguel	-	-	-	-	
		12	BELO Jose	-	-	-	-	
Team Totals				-	7	22	29	

Non-Scoring Set	Rk	No.	Name	Running Sets	Faults	Still Sets	Total Attempts	Avg. by Set
	1	7	REIS Afonso	12	1	18	31	4.00
	2	1	SANTOS Frederico	1	-	1	2	1.00
		2	MENEZES Guilherme	-	-	1	1	
		11	MARQUES Andre	-	-	1	1	
		3	CAVALCANTI Rafael	-	-	-	-	
		4	SINFRONIO Miguel	-	-	-	-	
		5	ROSA Andre	-	-	-	-	
		6	CUNHA Miguel	-	-	-	-	
		8	PEIXOTO Miguel	-	-	-	-	
		9	GOMES Diogo	-	-	-	-	
		10	CUNHA Bruno	-	-	-	-	
		12	BELO Jose	-	-	-	-	
Team Totals				13	1	21	35	4.33

Non-Scoring Reception	Rk	No.	Name	Excellents	Faults	Serve Receptions	Total Attempts	Succ. %
	1	11	MARQUES Andre	7	1	13	21	33.33
	1	5	ROSA Andre	5	1	9	15	33.33
	3	9	GOMES Diogo	4	1	8	13	30.77
		2	MENEZES Guilherme	-	-	1	1	
		1	SANTOS Frederico	-	-	-	-	
		3	CAVALCANTI Rafael	-	-	-	-	
		4	SINFRONIO Miguel	-	-	-	-	
		6	CUNHA Miguel	-	-	-	-	
		7	REIS Afonso	-	-	-	-	
		8	PEIXOTO Miguel	-	-	-	-	
		10	CUNHA Bruno	-	-	-	-	
		12	BELO Jose	-	-	-	-	
Limit	25.00%							
Team Totals				16	3	31	50	32.00

LEGEND

Avg. Average

Eff. Efficiency

No. Shirt Number

Rk Rank

Suc Success %



TUE 9 JUL 2019
Start Time 12:00

Start List

KOR vs CHN

P1

First Refere MICHLICH (POL)

Second Refere CABRERA (ARG)

KOR - Republic of Korea

Shirt colour White

No.	Name	Shirt Name	Pos.	Han.	Height	Weight	Highest Reac		Date of Birth	Tournament Totals				
							Spike cm	Block cm		Spik	Bloc	Serv	Total	%
1	HONG Sanghyeok		WS		1.94	88	305	320	20 JUL 1998	25	1	0	26	27.96
2	SONG Wongeun		MB		1.98	83	305	320	23 JAN 1997	13	5	0	18	19.35
3	GIM Myeongqwan		S		1.96	80	295	300	8 JUL 1997	2	0	0	2	2.15
4	KIM Gwangil		S		1.89	78	290	310	30 MAR 199	0	0	1	1	1.08
5	KOO Jahyeok		L		1.81	77	300	310	10 JUL 1998	0	0	0	0	0
6	KIM Jeongho (C)		WS		1.87	83	280	300	1 MAR 1997	44	3	2	49	52.69
7	JEONG Seonghwan		MB		1.97	85	290	295	23 FEB 1996	10	0	0	10	10.75
8	JUENG Taehyun		WS		1.94	85	305	320	8 MAY 1997	3	0	1	4	4.30
9	GU Bonseung		OS		1.94	80	300	310	13 MAR 199	19	0	0	19	20.43
10	PARK Chanwoong		MB		1.96	80	305	320	13 AUG 199	0	1	0	1	1.08
11	KIM Seungtae		MB		1.94	87	290	300	26 MAR 199	0	0	0	0	0
12	PARK Changseong		OS		2.00	90	320	298	21 SEP 1998	8	0	1	9	9.68

Coac JANG Yeong Ki

Assista SONG Byung Il / CHOI Eunho

Phase	Opponent	Sets	Points per Set
Preliminary - Group	USA	2 - 3	21 - 25, 20 - 25, 25 - 18, 25 - 21.
Preliminary - Group	RUS	0 - 3	17 - 25, 22 - 25, 18 - 25
Preliminary - Group	POR	1 - 3	21 - 25, 20 - 25, 29 - 27, 8 - 25

CHN - China

Shirt colour Red

No.	Name	Shirt Name	Pos.	Han.	Height	Weight	Highest Reac		Date of Birth	Tournament Totals				
							Spike cm	Block cm		Spik	Bloc	Serv	Total	%
1	XU Tongxi		WS		1.95	80	320	310	5 JUL 2000	17	3	2	22	36.07
2	WANG Chen		S		1.95	86	340	320	2 APR 1995	0	0	1	1	1.64
4	LI Tianhao		L		1.83	70			4 MAY 1999	0	0	0	0	0
5	SHENG Hao		MB		2.00	85	315	310	13 FEB 1996	5	0	1	6	9.84
6	REN Jian		WS		2.00	86	315	310	10 JUN 1998	7	1	0	8	13.11
7	WANG Hao		WS		2.00	75	325	340	14 DEC 199	10	5	1	16	26.23
8	LIU Gaoqiang (C)		WS		1.95	85	335	325	12 APR 1994	21	3	0	24	39.34
9	CHEN Huake		WS		1.91	73	320	310	3 JUL 1999	1	0	0	1	1.64
10	WU Pengzhi		WS		2.00	100	308	298	2 MAR 1996	34	1	0	35	57.38
11	FU Xin		S		1.95	80	325	320	24 MAR 199	2	0	4	6	9.84
12	WANG Tianfeng		MB		2.00	82	320	315	1 OCT 1997	2	3	4	9	14.75
17	SHEN Jiaxin		WS		2.00	86	320	310	31 JUL 1999	3	0	0	3	4.92

Coac TANG Yi

Assista LIN Minggui

Phase	Opponent	Sets	Points per Set
Preliminary - Group	USA	2 - 3	25 - 19, 22 - 25, 22 - 25, 25 - 23.
Preliminary - Group	RUS	0 - 3	20 - 25, 15 - 25, 15 - 25
Preliminary - Group	POR	0 - 3	22 - 25, 18 - 25, 18 - 25

LEGEND

% Percentage of total team s (C) Team Captain
 LH Left Handed MB Middle blocker BH Both Handed
 PR Preliminary RH Right Handed No. Shirt Number OS Opposite hitter
 L Libero
 Pos Playing Position
 S Setter WS Outside hitter



TUE 9 JUL 2019
Start Time 12:00 - End Time 13:30
Match Duration 1h30

Results
P2

KOR vs CHN
3 0

Team	Sets	1	2	3	Total
KOR	3	25	25	31	81
CHN	0	23	19	29	71
	Playing Time	26min	23min	33min	1h22

First Refere MICHLICH (POL)

Second Refere CABRERA (ARG)

KOR - Republic of Korea								
No.	Name	Pos	1	2	3	4	5	Pts
1	HONG Sanghyeok	WS	4	4	4			14
2	SONG Wongeun	MB	5	5	5			7
3	GIM Myeongwan	S	6	6	4			2
4	KIM Gwangil	S	3	3	6			
5	KOO Jahyeok	L	L	L	L			
6	KIM Jeongho (C)	WS	1	1	1			19
7	JEONG Seonghwan	MB	2	2	10			2
8	JUENG Taehyun	WS	7	2				
9	GU Bonseung	OS		3	3			10
10	PARK Chanwoong	MB		7	2			1
11	KIM Seungtae	MB						
12	PARK Changseong	OS	3					5

CHN - China								
No.	Name	Pos	1	2	3	4	5	Pts
1	XU Tongxi	WS	1	2	1			11
2	WANG Chen	S	11	1				
4	LI Tianhao	L	L	L	L			
5	SHENG Hao	MB						
6	REN Jian	OS			1			
7	WANG Hao	WS	2	3	2			4
8	LIU Gaoqiang (C)	WS	4	5	4			7
9	CHEN Huake	WS						
10	WU Pengzhi	OS	3	4	3			20
11	FU Xin	S	6	2	6			1
12	WANG Tianfeng	MB	5	6	5			5
17	SHEN Jiabin	WS						

Coach JANG Yeong Ki
Assistant Coach SONG Byung Il / CHOI Eunho

Coach TANG Yi
Assistant Coach LIN Minggui

TEAM AND PLAYER PERFORMANCES

Won	Total Atts	No. Name	Scoring Skills	Won	Total Atts	No. Name
46	80	Total Team	Spike	40	75	Total Team
13	27	6 KIM Jeongho		18	33	10 WU Pengzhi
12	20	1 HONG Sanghyeok		9	16	1 XU Tongxi
10	17	9 GU Bonseung		7	13	8 LIU Gaoqiang
8	27	Total Team	Block	8	42	Total Team
3	6	2 SONG Wongeun		3	11	12 WANG Tianfeng
2	3	6 KIM Jeongho		2	5	10 WU Pengzhi
1	3	3 GIM Myeongwan		2	7	1 XU Tongxi
6	80	Total Team	Serve	0	72	Total Team
4	20	6 KIM Jeongho				
1	13	1 HONG Sanghyeok				
1	5	12 PARK Changseong				
46		Total Team	Opp. Error	32		Total Team
106	187	Total Team	Total	80	189	Total Team
19	50	6 KIM Jeongho	Best Scorer	20	47	10 WU Pengzhi

LEGEND

(C) Team Captain
nn Substitute where nn = shirt number of outgoing player
MB Middle blocker
OS Opposite hitter
S Setter
n Starting line-up where n= starting position on court
Atts Attempts
No. Shirt Number
Pos Playing Position
WS Outside hitter
L Substitute Libero
L Libero
Opp Opponent
Pts Points scored



TUE 9 JUL 2019

Start Time 12:00 - End Time 13:30

Match Duration: 1h30

Match Statistics

P3

KOR vs CHN


3 0


Team	Sets	1	2	3	Total
KOR	3	25	25	31	81
CHN	0	23	19	29	71
	Playing Time	26min	23min	33min	1h22


First Refere MICHLICH (POL)

Second Refere CABRERA (ARG)

KOR - Republic of Korea

Scoring Spike	Rk	No.	Name	Spikes	Faults	Shots	Total Attempts	Eff %
	1	3	GIM Myeongwan	1	-	-	1	100.00
	1	10	PARK Chanwoong	1	-	-	1	100.00
	3	12	PARK Changseong	4	1	-	5	60.00
	4	2	SONG Wongeun	4	1	1	6	50.00
	5	1	HONG Sanghyeok	12	3	5	20	45.00
	6	9	GU Bonseung	10	4	3	17	35.29
	7	6	KIM Jeongho	13	4	10	27	33.33
		7	JEONG Seonghwan	1	1	1	3	
		4	KIM Gwangil	-	-	-	-	
		5	KOO Jahyeok	-	-	-	-	
		8	JUENG Taehyun	-	-	-	-	
	11	KIM Seungtae	-	-	-	-		
Limit								
15.00%	Team Totals			46	14	20	80	40.00

Scoring Block	Rk	No.	Name	Kill Blocks	Faults	Rebounds	Total Attempts	Avg. by Set
	1	2	SONG Wongeun	3	3	-	6	1.00
	2	6	KIM Jeongho	2	1	-	3	0.67
	3	7	JEONG Seonghwan	1	2	4	7	0.33
	3	1	HONG Sanghyeok	1	2	-	3	0.33
	3	3	GIM Myeongwan	1	1	1	3	0.33
		9	GU Bonseung	-	-	2	2	
		10	PARK Chanwoong	-	-	2	2	
		4	KIM Gwangil	-	-	1	1	
		5	KOO Jahyeok	-	-	-	-	
		8	JUENG Taehyun	-	-	-	-	
		11	KIM Seungtae	-	-	-	-	
		12	PARK Changseong	-	-	-	-	
	Team Totals			8	9	10	27	2.67

Scoring Service	Rk	No.	Name	Aces	Faults	Serve Hits	Total Attempts	Avg. by Set
	1	6	KIM Jeongho	4	5	11	20	1.33
	2	12	PARK Changseong	1	2	2	5	1.00
	3	1	HONG Sanghyeok	1	4	8	13	0.33
		2	SONG Wongeun	-	-	10	10	
		9	GU Bonseung	-	-	10	10	
		7	JEONG Seonghwan	-	1	6	7	
		4	KIM Gwangil	-	-	6	6	
		3	GIM Myeongwan	-	2	2	4	
		10	PARK Chanwoong	-	-	3	3	
		8	JUENG Taehyun	-	1	1	2	
		5	KOO Jahyeok	-	-	-	-	
	11	KIM Seungtae	-	-	-	-		
	Team Totals			6	15	59	80	2.00

Team	Opponent Errors & Team Faults	46	-		
------	-------------------------------	----	---	--	--



TUE 9 JUL 2019


Start Time 12:00 - End Time 13:30


Match Duration: 1h30


Match Statistics

P3

KOR - Republic of Korea

Non-Scoring Dig	Rk	No.	Name	Digs	Faults	Receptions	Total Attempts	Avg. by Set
		1	HONG Sanghyeok	-	-	-	-	-
		2	SONG Wongeun	-	-	-	-	-
		3	GIM Myeonggwon	-	-	-	-	-
		4	KIM Gwangil	-	-	-	-	-
		5	KOO Jahyeok	-	-	-	-	-
		6	KIM Jeongho	-	-	-	-	-
		7	JEONG Seonghwan	-	-	-	-	-
		8	JUENG Taehyun	-	-	-	-	-
		9	GU Bonseung	-	-	-	-	-
		10	PARK Chanwoong	-	-	-	-	-
		11	KIM Seungtae	-	-	-	-	-
		12	PARK Changseong	-	-	-	-	-
Team Totals				-	-	-	-	-

Non-Scoring Set	Rk	No.	Name	Running Sets	Faults	Still Sets	Total Attempts	Avg. by Set
		3	GIM Myeonggwon	-	1	-	1	-
		12	PARK Changseong	-	1	-	1	-
		1	HONG Sanghyeok	-	-	-	-	-
		2	SONG Wongeun	-	-	-	-	-
		4	KIM Gwangil	-	-	-	-	-
		5	KOO Jahyeok	-	-	-	-	-
		6	KIM Jeongho	-	-	-	-	-
		7	JEONG Seonghwan	-	-	-	-	-
		8	JUENG Taehyun	-	-	-	-	-
		9	GU Bonseung	-	-	-	-	-
		10	PARK Chanwoong	-	-	-	-	-
	11	KIM Seungtae	-	-	-	-	-	
Team Totals				-	2	-	2	-

Non-Scoring Reception	Rk	No.	Name	Excellents	Faults	Serve Receptions	Total Attempts	Succ. %
	1	6	KIM Jeongho	20	-	6	26	76.92
	2	1	HONG Sanghyeok	11	-	6	17	64.71
	3	5	KOO Jahyeok	7	-	6	13	53.85
		4	KIM Gwangil	-	-	1	1	-
		2	SONG Wongeun	-	-	-	-	-
		3	GIM Myeonggwon	-	-	-	-	-
		7	JEONG Seonghwan	-	-	-	-	-
		8	JUENG Taehyun	-	-	-	-	-
		9	GU Bonseung	-	-	-	-	-
		10	PARK Chanwoong	-	-	-	-	-
		11	KIM Seungtae	-	-	-	-	-
		12	PARK Changseong	-	-	-	-	-
Limit								
25.00%	Team Totals			38	-	19	57	66.67



TUE 9 JUL 2019


Start Time 12:00 - End Time 13:30


Match Duration: 1h30


Match Statistics

P3

CHN - China

Scoring Spike	Rk	No.	Name	Spikes	Faults	Shots	Total Attempts	Eff %	
	1	12	WANG Tianfeng	2	-	1	3	66.67	
	2	8	LIU Gaoqiang	7	-	6	13	53.85	
	3	1	XU Tongxi	9	3	4	16	37.50	
	3	7	WANG Hao	4	1	3	8	37.50	
	5	10	WU Pengzhi	18	7	8	33	33.33	
		2	WANG Chen	-	1	-	1	-	
		11	FU Xin	-	1	-	1	-	
		4	LI Tianhao	-	-	-	-	-	
		5	SHENG Hao	-	-	-	-	-	
		6	REN Jian	-	-	-	-	-	
		9	CHEN Huake	-	-	-	-	-	
		17	SHEN Jiaxin	-	-	-	-	-	
	Limit								
	15.00%	Team Totals			40	13	22	75	36.00

Scoring Block	Rk	No.	Name	Kill Blocks	Faults	Rebounds	Total Attempts	Avg. by Set	
	1	12	WANG Tianfeng	3	4	4	11	1.00	
	2	1	XU Tongxi	2	3	2	7	0.67	
	2	10	WU Pengzhi	2	2	1	5	0.67	
	4	11	FU Xin	1	3	-	4	0.33	
		7	WANG Hao	-	5	7	12	-	
		8	LIU Gaoqiang	-	2	1	3	-	
		2	WANG Chen	-	-	-	-	-	
		4	LI Tianhao	-	-	-	-	-	
		5	SHENG Hao	-	-	-	-	-	
		6	REN Jian	-	-	-	-	-	
		9	CHEN Huake	-	-	-	-	-	
		17	SHEN Jiaxin	-	-	-	-	-	
	Team Totals				8	19	15	42	2.67

Scoring Service	Rk	No.	Name	Aces	Faults	Serve Hits	Total Attempts	Avg. by Set	
		8	LIU Gaoqiang	-	-	12	12	-	
		2	WANG Chen	-	1	10	11	-	
		7	WANG Hao	-	1	10	11	-	
		12	WANG Tianfeng	-	1	10	11	-	
		1	XU Tongxi	-	4	5	9	-	
		10	WU Pengzhi	-	4	5	9	-	
		11	FU Xin	-	2	6	8	-	
		6	REN Jian	-	1	-	1	-	
		4	LI Tianhao	-	-	-	-	-	
		5	SHENG Hao	-	-	-	-	-	
		9	CHEN Huake	-	-	-	-	-	
		17	SHEN Jiaxin	-	-	-	-	-	
	Team Totals				-	14	58	72	

Team	Opponent Errors & Team Faults	32	-		
-------------	--	-----------	----------	--	--



TUE 9 JUL 2019


Start Time 12:00 - End Time 13:30


Match Duration: 1h30


Match Statistics

P3

CHN - China

Non-Scoring Dig	Rk	No.	Name	Digs	Faults	Receptions	Total Attempts	Avg. by Set
		1	XU Tongxi	-	-	-	-	-
		2	WANG Chen	-	-	-	-	-
		4	LI Tianhao	-	-	-	-	-
		5	SHENG Hao	-	-	-	-	-
		6	REN Jian	-	-	-	-	-
		7	WANG Hao	-	-	-	-	-
		8	LIU Gaoqiang	-	-	-	-	-
		9	CHEN Huake	-	-	-	-	-
		10	WU Pengzhi	-	-	-	-	-
		11	FU Xin	-	-	-	-	-
		12	WANG Tianfeng	-	-	-	-	-
		17	SHEN Jiaxin	-	-	-	-	-
	Team Totals				-	-	-	-

Non-Scoring Set	Rk	No.	Name	Running Sets	Faults	Still Sets	Total Attempts	Avg. by Set
		2	WANG Chen	-	1	-	1	-
		11	FU Xin	-	1	-	1	-
		1	XU Tongxi	-	-	-	-	-
		4	LI Tianhao	-	-	-	-	-
		5	SHENG Hao	-	-	-	-	-
		6	REN Jian	-	-	-	-	-
		7	WANG Hao	-	-	-	-	-
		8	LIU Gaoqiang	-	-	-	-	-
		9	CHEN Huake	-	-	-	-	-
		10	WU Pengzhi	-	-	-	-	-
		12	WANG Tianfeng	-	-	-	-	-
		17	SHEN Jiaxin	-	-	-	-	-
	Team Totals				-	2	-	2

Non-Scoring Reception	Rk	No.	Name	Excellents	Faults	Serve Receptions	Total Attempts	Succ. %
	1	4	LI Tianhao	16	2	3	21	76.19
	2	1	XU Tongxi	16	1	8	25	64.00
	3	8	LIU Gaoqiang	9	3	5	17	52.94
	4	7	WANG Hao	1	-	1	2	50.00
		2	WANG Chen	-	-	-	-	-
		5	SHENG Hao	-	-	-	-	-
		6	REN Jian	-	-	-	-	-
		9	CHEN Huake	-	-	-	-	-
		10	WU Pengzhi	-	-	-	-	-
		11	FU Xin	-	-	-	-	-
		12	WANG Tianfeng	-	-	-	-	-
		17	SHEN Jiaxin	-	-	-	-	-
	Limit							
25.00%	Team Totals			42	6	17	65	64.62

LEGEND

Avg. Average

Eff. Efficiency

No. Shirt Number

Rk Rank

Suc Success %



TUE 9 JUL 2019
Start Time 14:30

Start List

POR vs USA

P1

First Refere LEE (HKG)

Second Refere COUTINHO (BRA)

POR - Portugal

Shirt colour Red

No.	Name	Shirt Name	Pos.	Han.	Height	Weight	Highest Reac		Date of Birth	Tournament Totals				
							Spike cm	Block cm		Spik	Bloc	Serv	Total	%
1	SANTOS Frederico		S		1.90	73	335	320	16 SEP 1997	0	0	0	0	0
2	MENEZES Guilherme		MB		1.97	92	325	300	20 DEC 200	15	5	3	23	23.00
3	CAVALCANTI Rafael		OS		1.90	80	316	295	20 OCT 199	0	0	1	1	1.00
4	SINFRONIO Miguel		MB		1.96	92	350	330	18 MAR 199	13	7	3	23	23.00
5	ROSA Andre (C)		OS		1.94	85	325	300	26 JAN 1997	40	4	4	48	48.00
6	CUNHA Miguel		OS		1.96	99	325	298	18 AUG 199	2	0	0	2	2.00
7	REIS Afonso		S		1.83	79	305	280	9 AUG 1999	2	1	3	6	6.00
8	PEIXOTO Miguel		L		1.72	67	295	275	28 AUG 200	0	0	0	0	0
9	GOMES Diogo		L		1.82	76	294	273	5 JAN 1996	0	0	0	0	0
10	CUNHA Bruno		WS		1.94	92	325	298	18 AUG 199	53	8	2	63	63.00
11	MARQUES Andre		OS		1.88	73	325	310	10 APR 2000	13	2	1	16	16.00
12	BELQ Jose		MB		1.94	85	330	315	5 DEC 1999	0	0	1	1	1.00

Coac JOSE Joao

Assista PRATA Carlos / MEDEIROS Rodrigo

Phase	Opponent	Sets	Points per Set
Preliminary - Group	RUS	1 - 3	26 - 24, 15 - 25, 20 - 25, 17 - 25
Preliminary - Group	KOR	3 - 1	25 - 21, 25 - 20, 27 - 29, 25 - 8
Preliminary - Group	CHN	3 - 0	25 - 22, 25 - 18, 25 - 18

USA - United States

Shirt colour Blue

No.	Name	Shirt Name	Pos.	Han.	Height	Weight	Highest Reac		Date of Birth	Tournament Totals				
							Spike cm	Block cm		Spik	Bloc	Serv	Total	%
1	JASPER Jaylen Mario		OS		2.00	95	0	0	5 MAR 1999	27	3	2	32	48.48
2	WILDMAN Brett Mcgehee (C)		WS		1.95	86	0	0	6 MAR 2000	16	0	2	18	27.27
3	ZOLG Garrett Christopher		S		1.90	79	0	0	23 AUG 199	4	0	2	6	9.09
4	RATTRAY Brandon Michael		OS		1.95	90	0	0	22 MAR 199	12	1	0	13	19.70
5	DIXON Parker Olin		WS		2.00	86	0	0	6 NOV 1997	10	2	0	12	18.18
6	SIMMONS Michael Dean		L		1.93	81	0	0	22 SEP 1995	0	0	0	0	0
7	SIEGFRIED Ethan Michael		WS		1.85	84	0	0	30 SEP 1998	16	2	2	20	30.30
8	BARSEMIAN Raymond Sarki		WS		1.98	88	0	0	13 SEP 1997	6	6	1	13	19.70
9	GIBB Chandler John		S		1.88	79	0	0	3 APR 1996	0	1	1	2	3.03
10	MITCHEM Tyler Joseph		MB		2.10	104	0	0	24 MAY 199	14	1	0	15	22.73
11	PRESHO Kyler Jacob		MB		2.03	97	0	0	8 AUG 1999	9	3	1	13	19.70
12	LEESON Blake Gregory		MB		2.03	86	0	0	7 JUN 1995	23	9	0	32	48.48

Coac PERROTTE Ryan

Assista SHIARI Morteza / KELLY William Timothy

Phase	Opponent	Sets	Points per Set
Preliminary - Group	KOR	3 - 2	25 - 21, 25 - 20, 18 - 25, 21 - 25,
Preliminary - Group	CHN	3 - 2	19 - 25, 25 - 22, 25 - 22, 23 - 25,
Preliminary - Group	RUS	0 - 3	13 - 25, 15 - 25, 19 - 25

LEGEND

% Percentage of total team s (C) Team Captain
 LH Left Handed MB Middle blocker BH Both Handed
 PR Preliminary RH Right Handed No. Shirt Number OS Opposite hitter
 S Setter L Libero Pos Playing Position
 WS Outside hitter



TUE 9 JUL 2019
Start Time 14:30 - End Time 16:09
Match Duration 1h39

Results
P2

POR vs USA
3 0

Team	Sets	1	2	3	Total
POR	3	25	33	25	83
USA	0	19	31	21	71
	Playing Time	24min	40min	29min	1h33

First Refere LEE (HKG)

Second Refere COUTINHO (BRA)

POR - Portugal								
No.	Name	Pos	1	2	3	4	5	Pts
1	SANTOS Frederico	S		10	10			
2	MENEZES Guilherme	MB	3	4	3			3
3	CAVALCANTI Rafael	OS						
4	SINFRONIO Miguel	MB	6	1	6			6
5	ROSA Andre (C)	OS	2	3	2			10
6	CUNHA Miguel	OS		7	7			
7	REIS Afonso	S	1	2	1			3
8	PEIXOTO Miguel	L						
9	GOMES Diogo	L	L	L	L			
10	CUNHA Bruno	WS	4	5	4			18
11	MARQUES Andre	OS	5	6	5			11
12	BELO Jose	MB						

USA - United States								
No.	Name	Pos	1	2	3	4	5	Pts
1	JASPER Jaylen Mario	OS	4	4	2			21
2	WILDMAN Brett Mcgehee (C)	WS	10	8	3			4
3	ZOLG Garrett Christopher	S						
4	RATTRAY Brandon Michael	OS						
5	DIXON Parker Olin	WS		10				
6	SIMMONS Michael Dean	L	L	L	L			
7	SIEGFRIED Ethan Michael	WS	5	5	8			4
8	BARSEMIAN Raymond Sarkis	WS	2	2	6			1
9	GIBB Chandler John	S	1	1	5			2
10	MITCHEM Tyler Joseph	MB	6	3	1			15
11	PRESHO Kyler Jacob	MB		7	10			
12	LEESON Blake Gregory	MB	3	6	4			6

Coach JOSE Joao
Assistant Coach PRATA Carlos / MEDEIROS Rodrigo

Coach PERROTTE Ryan
Assistant Coach SHIARI Morteza / KELLY William Timothy

TEAM AND PLAYER PERFORMANCES

Won	Total Atts	No. Name	Scoring Skills	Won	Total Atts	No. Name
42	95	Total Team	Spike	44	97	Total Team
16	34	10 CUNHA Bruno		20	39	1 JASPER Jaylen Mario
9	22	5 ROSA Andre		12	15	10 MITCHEM Tyler Joseph
8	18	11 MARQUES Andre		4	13	12 LEESON Blake Gregory
6	39	Total Team	Block	8	45	Total Team
3	13	11 MARQUES Andre		3	14	10 MITCHEM Tyler Joseph
2	10	4 SINFRONIO Miguel		2	10	12 LEESON Blake Gregory
1	4	7 REIS Afonso		1	6	9 GIBB Chandler John
3	82	Total Team	Serve	1	72	Total Team
2	17	10 CUNHA Bruno		1	17	9 GIBB Chandler John
1	14	5 ROSA Andre				
51		Total Team	Opp. Error	32		Total Team
102	216	Total Team	Total	85	214	Total Team
18	54	10 CUNHA Bruno	Best Scorer	21	57	1 JASPER Jaylen Mario

LEGEND

(C) Team Captain
nn Substitute where nn = shirt number of outgoing player
MB Middle blocker
OS Opposite hitter
S Setter
n Starting line-up where n= starting position on court
Atts Attempts
No. Shirt Number
Pos Playing Position
WS Outside hitter
L Substitute Libero
L Libero
Opp Opponent
Pts Points scored



TUE 9 JUL 2019

Start Time 14:30 - End Time 16:09

Match Duration: 1h39

Match Statistics

P3


POR vs USA
3 0


Team	Sets	1	2	3	Total
POR	3	25	33	25	83
USA	0	19	31	21	71
	Playing Time	24min	40min	29min	1h33


First Refere LEE (HKG)

Second Refere COUTINHO (BRA)

POR - Portugal

Scoring Spike	Rk	No.	Name	Spikes	Faults	Shots	Total Attempts	Eff %
	1	4	SINFRONIO Miguel	4	1	1	6	50.00
	2	10	CUNHA Bruno	16	2	16	34	41.18
	3	7	REIS Afonso	2	1	-	3	33.33
	4	11	MARQUES Andre	8	3	7	18	27.78
	5	5	ROSA Andre	9	4	9	22	22.73
		2	MENEZES Guilherme	3	3	4	10	
		1	SANTOS Frederico	-	-	1	1	
		3	CAVALCANTI Rafael	-	-	-	-	
		6	CUNHA Miguel	-	-	-	-	
		8	PEIXOTO Miguel	-	-	-	-	
		9	GOMES Diogo	-	-	-	-	
		12	BELO Jose	-	-	-	-	
Limit								
15.00%	Team Totals			42	14	39	95	29.47

Scoring Block	Rk	No.	Name	Kill Blocks	Faults	Rebounds	Total Attempts	Avg. by Set
	1	11	MARQUES Andre	3	5	5	13	1.00
	2	4	SINFRONIO Miguel	2	4	4	10	0.67
	3	7	REIS Afonso	1	1	2	4	0.33
		2	MENEZES Guilherme	-	2	6	8	
		10	CUNHA Bruno	-	1	2	3	
		5	ROSA Andre	-	1	-	1	
		1	SANTOS Frederico	-	-	-	-	
		3	CAVALCANTI Rafael	-	-	-	-	
		6	CUNHA Miguel	-	-	-	-	
		8	PEIXOTO Miguel	-	-	-	-	
		9	GOMES Diogo	-	-	-	-	
		12	BELO Jose	-	-	-	-	
Team Totals				6	14	19	39	2.00

Scoring Service	Rk	No.	Name	Aces	Faults	Serve Hits	Total Attempts	Avg. by Set
	1	10	CUNHA Bruno	2	3	12	17	0.67
	2	5	ROSA Andre	1	2	11	14	0.33
		7	REIS Afonso	-	2	13	15	
		11	MARQUES Andre	-	1	13	14	
		2	MENEZES Guilherme	-	-	13	13	
		4	SINFRONIO Miguel	-	2	7	9	
		1	SANTOS Frederico	-	-	-	-	
		3	CAVALCANTI Rafael	-	-	-	-	
		6	CUNHA Miguel	-	-	-	-	
		8	PEIXOTO Miguel	-	-	-	-	
		9	GOMES Diogo	-	-	-	-	
		12	BELO Jose	-	-	-	-	
Team Totals				3	10	69	82	1.00

Team	Opponent Errors & Team Faults	51	-		



TUE 9 JUL 2019


Start Time 14:30 - End Time 16:09


Match Duration: 1h39


Match Statistics

P3

POR - Portugal

Non-Scoring Dig	Rk	No.	Name	Digs	Faults	Receptions	Total Attempts	Avg. by Set
		1	SANTOS Frederico	-	-	-	-	
		2	MENEZES Guilherme	-	-	-	-	
		3	CAVALCANTI Rafael	-	-	-	-	
		4	SINFRONIO Miguel	-	-	-	-	
		5	ROSA Andre	-	-	-	-	
		6	CUNHA Miguel	-	-	-	-	
		7	REIS Afonso	-	-	-	-	
		8	PEIXOTO Miguel	-	-	-	-	
		9	GOMES Diogo	-	-	-	-	
		10	CUNHA Bruno	-	-	-	-	
		11	MARQUES Andre	-	-	-	-	
		12	BELO Jose	-	-	-	-	
Team Totals				-	-	-	-	

Non-Scoring Set	Rk	No.	Name	Running Sets	Faults	Still Sets	Total Attempts	Avg. by Set
		7	REIS Afonso	-	1	-	1	
		1	SANTOS Frederico	-	-	-	-	
		2	MENEZES Guilherme	-	-	-	-	
		3	CAVALCANTI Rafael	-	-	-	-	
		4	SINFRONIO Miguel	-	-	-	-	
		5	ROSA Andre	-	-	-	-	
		6	CUNHA Miguel	-	-	-	-	
		8	PEIXOTO Miguel	-	-	-	-	
		9	GOMES Diogo	-	-	-	-	
		10	CUNHA Bruno	-	-	-	-	
		11	MARQUES Andre	-	-	-	-	
		12	BELO Jose	-	-	-	-	
Team Totals				-	1	-	1	

Non-Scoring Reception	Rk	No.	Name	Excellent	Faults	Serve Receptions	Total Attempts	Succ. %
	1	5	ROSA Andre	9	1	3	13	69.23
	2	11	MARQUES Andre	13	-	9	22	59.09
	3	9	GOMES Diogo	8	-	10	18	44.44
		2	MENEZES Guilherme	-	-	1	1	
		1	SANTOS Frederico	-	-	-	-	
		3	CAVALCANTI Rafael	-	-	-	-	
		4	SINFRONIO Miguel	-	-	-	-	
		6	CUNHA Miguel	-	-	-	-	
		7	REIS Afonso	-	-	-	-	
		8	PEIXOTO Miguel	-	-	-	-	
		10	CUNHA Bruno	-	-	-	-	
		12	BELO Jose	-	-	-	-	
Limit								
25.00%	Team Totals			30	1	23	54	55.56



TUE 9 JUL 2019


Start Time 14:30 - End Time 16:09


Match Duration: 1h39


Match Statistics

P3

USA - United States

Scoring Spike	Rk	No.	Name	Spikes	Faults	Shots	Total Attempts	Eff %
	1	10	MITCHEM Tyler Joseph	12	-	3	15	80.00
	2	1	JASPER Jaylen Mario	20	6	13	39	35.90
	3	2	WILDMAN Brett Mcgehee	3	1	4	8	25.00
	4	12	LEESON Blake Gregory	4	1	8	13	23.08
	7		SIEGFRIED Ethan Michael	4	4	3	11	
	8		BARSEMIAN Raymond Sarkis	1	3	7	11	
	3		ZOLG Garrett Christopher	-	-	-	-	
	4		RATTRAY Brandon Michael	-	-	-	-	
	5		DIXON Parker Olin	-	-	-	-	
	6		SIMMONS Michael Dean	-	-	-	-	
	9		GIBB Chandler John	-	-	-	-	
11		PRESHO Kyler Jacob	-	-	-	-		
Limit								
15.00%	Team Totals			44	15	38	97	29.90

Scoring Block	Rk	No.	Name	Kill Blocks	Faults	Rebounds	Total Attempts	Avg. by Set
	1	10	MITCHEM Tyler Joseph	3	7	4	14	1.00
	2	12	LEESON Blake Gregory	2	2	6	10	0.67
	3	9	GIBB Chandler John	1	2	3	6	0.33
	3	1	JASPER Jaylen Mario	1	1	3	5	0.33
	3	2	WILDMAN Brett Mcgehee	1	2	-	3	0.33
	7		SIEGFRIED Ethan Michael	-	2	2	4	
	8		BARSEMIAN Raymond Sarkis	-	1	1	2	
	4		RATTRAY Brandon Michael	-	-	1	1	
	3		ZOLG Garrett Christopher	-	-	-	-	
	5		DIXON Parker Olin	-	-	-	-	
	6		SIMMONS Michael Dean	-	-	-	-	
11		PRESHO Kyler Jacob	-	-	-	-		
Team Totals				8	17	20	45	2.67

Scoring Service	Rk	No.	Name	Aces	Faults	Serve Hits	Total Attempts	Avg. by Set
	1	9	GIBB Chandler John	1	-	16	17	0.33
	1		JASPER Jaylen Mario	-	5	8	13	
	12		LEESON Blake Gregory	-	1	10	11	
	2		WILDMAN Brett Mcgehee	-	4	5	9	
	8		BARSEMIAN Raymond Sarkis	-	2	6	8	
	7		SIEGFRIED Ethan Michael	-	4	3	7	
	10		MITCHEM Tyler Joseph	-	1	4	5	
	5		DIXON Parker Olin	-	-	1	1	
	11		PRESHO Kyler Jacob	-	-	1	1	
	3		ZOLG Garrett Christopher	-	-	-	-	
	4		RATTRAY Brandon Michael	-	-	-	-	
6		SIMMONS Michael Dean	-	-	-	-		
Team Totals				1	17	54	72	0.33

Team	Opponent Errors & Team Faults			
		32	-	



TUE 9 JUL 2019


Start Time 14:30 - End Time 16:09


Match Duration: 1h39


Match Statistics

P3

USA - United States

Non-Scoring Dig	Rk	No.	Name	Digs	Faults	Receptions	Total Attempts	Avg. by Set
		1	JASPER Jaylen Mario	-	-	-	-	
		2	WILDMAN Brett Mcgehee	-	-	-	-	
		3	ZOLG Garrett Christopher	-	-	-	-	
		4	RATTRAY Brandon Michael	-	-	-	-	
		5	DIXON Parker Olin	-	-	-	-	
		6	SIMMONS Michael Dean	-	-	-	-	
		7	SIEGFRIED Ethan Michael	-	-	-	-	
		8	BARSEMIAN Raymond Sarkis	-	-	-	-	
		9	GIBB Chandler John	-	-	-	-	
		10	MITCHEM Tyler Joseph	-	-	-	-	
		11	PRESHO Kyler Jacob	-	-	-	-	
		12	LEESON Blake Gregory	-	-	-	-	
Team Totals				-	-	-	-	

Non-Scoring Set	Rk	No.	Name	Running Sets	Faults	Still Sets	Total Attempts	Avg. by Set
		9	GIBB Chandler John	-	4	-	4	
		12	LEESON Blake Gregory	-	1	-	1	
		1	JASPER Jaylen Mario	-	-	-	-	
		2	WILDMAN Brett Mcgehee	-	-	-	-	
		3	ZOLG Garrett Christopher	-	-	-	-	
		4	RATTRAY Brandon Michael	-	-	-	-	
		5	DIXON Parker Olin	-	-	-	-	
		6	SIMMONS Michael Dean	-	-	-	-	
		7	SIEGFRIED Ethan Michael	-	-	-	-	
		8	BARSEMIAN Raymond Sarkis	-	-	-	-	
		10	MITCHEM Tyler Joseph	-	-	-	-	
	11	PRESHO Kyler Jacob	-	-	-	-		
Team Totals				-	5	-	5	

Non-Scoring Reception	Rk	No.	Name	Excellent	Faults	Serve Receptions	Total Attempts	Succ. %
		1	SIMMONS Michael Dean	11	1	9	21	52.38
		2	SIEGFRIED Ethan Michael	3	-	4	7	42.86
		3	WILDMAN Brett Mcgehee	5	-	10	15	33.33
		4	BARSEMIAN Raymond Sarkis	7	2	14	23	30.43
		1	JASPER Jaylen Mario	-	1	-	1	
		9	GIBB Chandler John	-	-	1	1	
		10	MITCHEM Tyler Joseph	-	-	1	1	
		3	ZOLG Garrett Christopher	-	-	-	-	
		4	RATTRAY Brandon Michael	-	-	-	-	
		5	DIXON Parker Olin	-	-	-	-	
		11	PRESHO Kyler Jacob	-	-	-	-	
		12	LEESON Blake Gregory	-	-	-	-	
Limit								
25.00%	Team Totals			26	4	39	69	37.68

LEGEND

Avg. Average

Eff. Efficiency

No. Shirt Number

Rk Rank

Suc Success %



FRI 5 JUL 2019

Start List

Start Time 17:30

BRA vs POL

P1

First Refere ASAI (JPN)

Second Refere CHOI (KOR)

BRA - Brazil

Shirt colour Blue

No.	Name	Shirt Name	Pos.	Han.	Height	Weight	Highest Reac		Date of Birth	Tournament Totals					
							Spike cm	Block cm		Spik	Bloc	Serv	Total	%	
1	TORELLI Cristiano		S		1.93	83	0	0	29 OCT 199						
2	SANTOS Matheus		L		1.81	90	0	0	27 OCT 199						
3	GROSSI Anderson (C)		MB		2.04	98	0	0	31 MAY 199						
4	SANTOS OLIVEIRA Cristian		WS		1.88	94	0	0	23 OCT 199						
6	ALCANTARA Victor		MB		1.92	90	0	0	21 MAR 199						
8	VITORIA Edgar		S		1.84	76	0	0	10 JAN 1996						
9	SILVA Luan		WS		1.93	94	0	0	20 OCT 199						
10	VENTURA MACHADO Pablo		WS		1.95	97	0	0	29 APR 1998						
11	TIMBO Kaio Felipe		MB		2.01	103	0	0	30 JUN 1997						
13	MORALEZ Renan		MB		1.99	103	0	0	3 JAN 1994						
14	MARCARINI Raphael		WS		2.03	99	0	0	12 JAN 1997						
16	PEREIRA Dario		OS		1.98	74	0	0	15 JAN 1997						
Coac THIESSEN Flavio						Assista THIESSEN Marcelo / MAUES Rodrigo									

POL - Poland

Shirt colour White

No.	Name	Shirt Name	Pos.	Han.	Height	Weight	Highest Reac		Date of Birth	Tournament Totals					
							Spike cm	Block cm		Spik	Bloc	Serv	Total	%	
1	NOWAKOWSKI Jan		MB		2.02	103	0	0	17 MAY 199						
3	KEDZIERSKI Michal (C)		S		1.94	89	0	0	9 AUG 1994						
4	KOZUB Lukasz		S		1.87	87	0	0	3 NOV 1997						
6	LIPINSKI Bartlomiej		OS		2.01	105	0	0	16 NOV 199						
7	LEMANSKI Bartlomiej		MB		2.17	114	0	0	19 MAR 199						
8	GRUSZCZYNSKI Jdrzej		OS		1.86	86	0	0	13 NOV 199						
9	NIEMIEC Patryk		MB		2.02	90	0	0	18 FEB 1997						
10	FILIPIAK Bartosz		WS		1.97	95	0	0	27 FEB 1994						
11	SEMENIUK Kamil		OS		1.94	85	0	0	16 JUL 1996						
13	MASLOWSKI Mateusz		L		1.85	80	0	0	13 JUN 1997						
15	HALABA Pawel		OS		1.95	86	0	0	14 DEC 199						
18	DOMAGALA Damian		WS		1.99	90	0	0	23 APR 1998						
Coac WOICKI Pawel						Assista PLINSKI Daniel / SLOMKA Artur									

LEGEND

% Percentage of total team s (C) Team Captain
LH Left Handed MB Middle blocker
PR Preliminary RH Right Handed

BH Both Handed
No. Shirt Number
S Setter

Han Handedness
OS Opposite hitter
WS Outside hitter

L Libero
Pos Playing Position



FRI 5 JUL 2019
Start Time 17:30 - End Time 19:01
Match Duration 1h31

Results
P2

BRA vs POL
0 3

Team	Sets	1	2	3	Total
BRA	0	22	11	23	56
POL	3	25	25	25	75
	Playing Time	30min	23min	31min	1h24

First Refere ASAI (JPN)

Second Refere CHOI (KOR)

BRA - Brazil								
No.	Name	Pos	1	2	3	4	5	Pts
1	TORELLI Cristiano	S	2	1	6			1
2	SANTOS Matheus	L	L	L	L			
3	GROSSI Anderson (C)	MB	4	3	1			5
4	SANTOS OLIVEIRA Cristiano	WS		9	8			2
6	ALCANTARA Victor	MB	5	4	5			5
8	VITORIA Edgar	S		1	2			
9	SILVA Luan	WS	6	5	6			4
10	VENTURA MACHADO Pablo	WS	3	2	3			15
11	TIMBO Kaio Felipe	MB						
13	MORALEZ Renan	MB	1	6	4			12
14	MARCARINI Raphael	WS	1		9			
16	PEREIRA Dario	OS		6				

POL - Poland								
No.	Name	Pos	1	2	3	4	5	Pts
1	NOWAKOWSKI Jan	MB	3	4	3			4
3	KEDZIERSKI Michal (C)	S						
4	KOZUB Lukasz	S	1	2	1			
6	LIPINSKI Bartlomiej	OS						
7	LEMANSKI Bartlomiej	MB	6	1	6			8
8	GRUSZCZYNSKI Jdrzej	OS						
9	NIEMIEC Patryk	MB						
10	FILIPIAK Bartosz	WS	4	5	4			11
11	SEMENIUK Kamil	OS	2	3	2			11
13	MASLOWSKI Mateusz	L	L	L	L			
15	HALABA Pawel	OS	5	6	5			11
18	DOMAGALA Damian	WS						

Coach THIESSEN Flavio
Assistant Coach THIESSEN Marcelo / MAUES Rodrigo

Coach WOICKI Pawel
Assistant Coach PLINSKI Daniel / SLOMKA Artur

TEAM AND PLAYER PERFORMANCES

Won	Total Atts	No. Name	Scoring Skills	Won	Total Atts	No. Name
33	85	Total Team	Spike	37	71	Total Team
11	28	10 VENTURA MACHADO Pablo Natan		11	18	10 FILIPIAK Bartosz
8	13	13 MORALEZ Renan		9	17	11 SEMENIUK Kamil
4	11	9 SILVA Luan		8	14	15 HALABA Pawel
7	29	Total Team	Block	6	38	Total Team
3	9	13 MORALEZ Renan		3	6	15 HALABA Pawel
1	1	1 TORELLI Cristiano		2	12	7 LEMANSKI Bartlomiej
1	5	6 ALCANTARA Victor		1	10	1 NOWAKOWSKI Jan
4	57	Total Team	Serve	2	74	Total Team
3	11	10 VENTURA MACHADO Pablo Natan		2	20	11 SEMENIUK Kamil
1	11	13 MORALEZ Renan				
30		Total Team	Opp. Error	42		Total Team
74	171	Total Team	Total	87	183	Total Team

15	40	10 VENTURA MACHADO Pablo Natan	Best Scorer	11	33	10 FILIPIAK Bartosz
----	----	--------------------------------	--------------------	----	----	---------------------

LEGEND

(C) Team Captain
nn Substitute where nn = shirt number of outgoing player
MB Middle blocker
OS Opposite hitter
S Setter
n Starting line-up where n= starting position on court
Atts Attempts
No. Shirt Number
Pos Playing Position
WS Outside hitter
L Substitute Libero
L Libero
Opp Opponent
Pts Points scored



FRI 5 JUL 2019

Start Time 17:30 - End Time 19:01

Match Duration: 1h31

Match Statistics

P3


BRA vs POL
0 3


Team	Sets	1	2	3	Total
BRA	0	22	11	23	56
POL	3	25	25	25	75
	Playing Time	30min	23min	31min	1h24


First Refere ASAI (JPN)

Second Refere CHOI (KOR)

BRA - Brazil

Scoring Spike	Rk	No.	Name	Spikes	Faults	Shots	Total Attempts	Eff %
	1	13	MORALEZ Renan	8	1	4	13	53.85
	2	10	VENTURA MACHADO Pablo Natan	11	5	12	28	21.43
	3	4	SANTOS OLIVEIRA Cristiano	2	1	4	7	14.29
		6	ALCANTARA Victor	4	4	6	14	
		9	SILVA Luan	4	4	3	11	
		3	GROSSI Anderson	4	3	2	9	
		1	TORELLI Cristiano	-	-	1	1	
		14	MARCARINI Raphael	-	-	1	1	
		16	PEREIRA Dario	-	-	1	1	
		2	SANTOS Matheus	-	-	-	-	
		8	VITORIA Edgar	-	-	-	-	
	11	TIMBO Kaio Felipe	-	-	-	-		
Limit								
15.00%	Team Totals			33	18	34	85	17.65

Scoring Block	Rk	No.	Name	Kill Blocks	Faults	Rebounds	Total Attempts	Avg. by Set
	1	13	MORALEZ Renan	3	4	2	9	1.00
	2	3	GROSSI Anderson	1	3	4	8	0.33
	2	6	ALCANTARA Victor	1	2	2	5	0.33
	2	1	TORELLI Cristiano	1	-	-	1	0.33
	2	10	VENTURA MACHADO Pablo Natan	1	-	-	1	0.33
		9	SILVA Luan	-	2	1	3	
		4	SANTOS OLIVEIRA Cristiano	-	1	-	1	
		16	PEREIRA Dario	-	1	-	1	
		2	SANTOS Matheus	-	-	-	-	
		8	VITORIA Edgar	-	-	-	-	
		11	TIMBO Kaio Felipe	-	-	-	-	
	14	MARCARINI Raphael	-	-	-	-		
Team Totals				7	13	9	29	2.33

Scoring Service	Rk	No.	Name	Aces	Faults	Serve Hits	Total Attempts	Avg. by Set
	1	10	VENTURA MACHADO Pablo Natan	3	3	5	11	1.00
	2	13	MORALEZ Renan	1	3	7	11	0.33
		3	GROSSI Anderson	-	-	10	10	
		1	TORELLI Cristiano	-	1	6	7	
		6	ALCANTARA Victor	-	2	3	5	
		8	VITORIA Edgar	-	2	3	5	
		9	SILVA Luan	-	1	4	5	
		4	SANTOS OLIVEIRA Cristiano	-	1	1	2	
		16	PEREIRA Dario	-	1	-	1	
		2	SANTOS Matheus	-	-	-	-	
		11	TIMBO Kaio Felipe	-	-	-	-	
	14	MARCARINI Raphael	-	-	-	-		
Team Totals				4	14	39	57	1.33

Team	Opponent Errors & Team Faults	30	-		



FRI 5 JUL 2019


Start Time 17:30 - End Time 19:01


Match Duration: 1h31


Match Statistics

P3

BRA - Brazil

Non-Scoring Dig	Rk	No.	Name	Digs	Faults	Receptions	Total Attempts	Avg. by Set	
		1	TORELLI Cristiano	-	-	-	-		
		2	SANTOS Matheus	-	-	-	-		
		3	GROSSI Anderson	-	-	-	-		
		4	SANTOS OLIVEIRA Cristiano	-	-	-	-		
		6	ALCANTARA Victor	-	-	-	-		
		8	VITORIA Edgar	-	-	-	-		
		9	SILVA Luan	-	-	-	-		
		10	VENTURA MACHADO Pablo Natan	-	-	-	-		
		11	TIMBO Kaio Felipe	-	-	-	-		
		13	MORALEZ Renan	-	-	-	-		
		14	MARCARINI Raphael	-	-	-	-		
		16	PEREIRA Dario	-	-	-	-		
	Team Totals				-	-	-	-	

Non-Scoring Set	Rk	No.	Name	Running Sets	Faults	Still Sets	Total Attempts	Avg. by Set	
		3	GROSSI Anderson	-	-	1	1		
		10	VENTURA MACHADO Pablo Natan	-	1	-	1		
		1	TORELLI Cristiano	-	-	-	-		
		2	SANTOS Matheus	-	-	-	-		
		4	SANTOS OLIVEIRA Cristiano	-	-	-	-		
		6	ALCANTARA Victor	-	-	-	-		
		8	VITORIA Edgar	-	-	-	-		
		9	SILVA Luan	-	-	-	-		
		11	TIMBO Kaio Felipe	-	-	-	-		
		13	MORALEZ Renan	-	-	-	-		
		14	MARCARINI Raphael	-	-	-	-		
		16	PEREIRA Dario	-	-	-	-		
	Team Totals				-	1	1	2	

Non-Scoring Reception	Rk	No.	Name	Excellents	Faults	Serve Receptions	Total Attempts	Succ. %	
	1	14	MARCARINI Raphael	1	-	-	1	100.00	
	2	2	SANTOS Matheus	8	-	7	15	53.33	
	3	10	VENTURA MACHADO Pablo Natan	15	-	14	29	51.72	
	4	9	SILVA Luan	9	1	8	18	50.00	
		1	TORELLI Cristiano	-	1	-	1		
		4	SANTOS OLIVEIRA Cristiano	-	-	1	1		
		3	GROSSI Anderson	-	-	-	-		
		6	ALCANTARA Victor	-	-	-	-		
		8	VITORIA Edgar	-	-	-	-		
		11	TIMBO Kaio Felipe	-	-	-	-		
		13	MORALEZ Renan	-	-	-	-		
		16	PEREIRA Dario	-	-	-	-		
	Limit								
	25.00%	Team Totals			33	2	30	65	50.77



FRI 5 JUL 2019


Start Time 17:30 - End Time 19:01


Match Duration: 1h31


Match Statistics

P3

POL - Poland

Scoring Spike	Rk	No.	Name	Spikes	Faults	Shots	Total Attempts	Eff %	
	1	11	SEMENIUK Kamil	9	1	7	17	47.06	
	2	10	FILIPIAK Bartosz	11	3	4	18	44.44	
	3	15	HALABA Pawel	8	2	4	14	42.86	
	4	7	LEMANSKI Bartlomiej	6	2	5	13	30.77	
	5	1	NOWAKOWSKI Jan	3	2	3	8	12.50	
		13	MASLOWSKI Mateusz	-	-	1	1	-	
		3	KEDZIERSKI Michal	-	-	-	-	-	
		4	KOZUB Lukasz	-	-	-	-	-	
		6	LIPINSKI Bartlomiej	-	-	-	-	-	
		8	GRUSZCZYNSKI Jędrzej	-	-	-	-	-	
		9	NIEMIEC Patryk	-	-	-	-	-	
		18	DOMAGALA Damian	-	-	-	-	-	
	Limit								
	15.00%	Team Totals			37	10	24	71	38.03

Scoring Block	Rk	No.	Name	Kill Blocks	Faults	Rebounds	Total Attempts	Avg. by Set	
	1	15	HALABA Pawel	3	2	1	6	1.00	
	2	7	LEMANSKI Bartlomiej	2	5	5	12	0.67	
	3	1	NOWAKOWSKI Jan	1	5	4	10	0.33	
		10	FILIPIAK Bartosz	-	1	4	5	-	
		11	SEMENIUK Kamil	-	1	2	3	-	
		4	KOZUB Lukasz	-	2	-	2	-	
		3	KEDZIERSKI Michal	-	-	-	-	-	
		6	LIPINSKI Bartlomiej	-	-	-	-	-	
		8	GRUSZCZYNSKI Jędrzej	-	-	-	-	-	
		9	NIEMIEC Patryk	-	-	-	-	-	
		13	MASLOWSKI Mateusz	-	-	-	-	-	
		18	DOMAGALA Damian	-	-	-	-	-	
	Team Totals				6	16	16	38	2.00

Scoring Service	Rk	No.	Name	Aces	Faults	Serve Hits	Total Attempts	Avg. by Set	
	1	11	SEMENIUK Kamil	2	2	16	20	0.67	
		1	NOWAKOWSKI Jan	-	1	15	16	-	
		4	KOZUB Lukasz	-	-	13	13	-	
		10	FILIPIAK Bartosz	-	2	8	10	-	
		15	HALABA Pawel	-	-	9	9	-	
		7	LEMANSKI Bartlomiej	-	1	5	6	-	
		3	KEDZIERSKI Michal	-	-	-	-	-	
		6	LIPINSKI Bartlomiej	-	-	-	-	-	
		8	GRUSZCZYNSKI Jędrzej	-	-	-	-	-	
		9	NIEMIEC Patryk	-	-	-	-	-	
		13	MASLOWSKI Mateusz	-	-	-	-	-	
		18	DOMAGALA Damian	-	-	-	-	-	
	Team Totals				2	6	66	74	0.67

Team	Opponent Errors & Team Faults	42	-		
-------------	--	-----------	----------	--	--



FRI 5 JUL 2019

Start Time 17:30 - End Time 19:01


Match Duration: 1h31


Match Statistics

P3

POL - Poland

Non-Scoring Dig	Rk	No.	Name	Digs	Faults	Receptions	Total Attempts	Avg. by Set
		1	NOWAKOWSKI Jan	-	-	-	-	-
		3	KEDZIERSKI Michal	-	-	-	-	-
		4	KOZUB Lukasz	-	-	-	-	-
		6	LIPINSKI Bartlomiej	-	-	-	-	-
		7	LEMANSKI Bartlomiej	-	-	-	-	-
		8	GRUSZCZYNSKI Jędrzej	-	-	-	-	-
		9	NIEMIEC Patryk	-	-	-	-	-
		10	FILIPIAK Bartosz	-	-	-	-	-
		11	SEMENIUK Kamil	-	-	-	-	-
		13	MASLOWSKI Mateusz	-	-	-	-	-
	15	HALABA Pawel	-	-	-	-	-	
	18	DOMAGALA Damian	-	-	-	-	-	
Team Totals				-	-	-	-	-

Non-Scoring Set	Rk	No.	Name	Running Sets	Faults	Still Sets	Total Attempts	Avg. by Set
		4	KOZUB Lukasz	-	1	-	1	-
		1	NOWAKOWSKI Jan	-	-	-	-	-
		3	KEDZIERSKI Michal	-	-	-	-	-
		6	LIPINSKI Bartlomiej	-	-	-	-	-
		7	LEMANSKI Bartlomiej	-	-	-	-	-
		8	GRUSZCZYNSKI Jędrzej	-	-	-	-	-
		9	NIEMIEC Patryk	-	-	-	-	-
		10	FILIPIAK Bartosz	-	-	-	-	-
		11	SEMENIUK Kamil	-	-	-	-	-
		13	MASLOWSKI Mateusz	-	-	-	-	-
	15	HALABA Pawel	-	-	-	-	-	
	18	DOMAGALA Damian	-	-	-	-	-	
Team Totals				-	1	-	1	-

Non-Scoring Reception	Rk	No.	Name	Excellents	Faults	Serve Receptions	Total Attempts	Succ. %
	1	11	SEMENIUK Kamil	11	-	5	16	68.75
	2	13	MASLOWSKI Mateusz	8	-	4	12	66.67
	3	15	HALABA Pawel	6	3	2	11	54.55
		1	NOWAKOWSKI Jan	-	-	1	1	-
		7	LEMANSKI Bartlomiej	-	1	-	1	-
		3	KEDZIERSKI Michal	-	-	-	-	-
		4	KOZUB Lukasz	-	-	-	-	-
		6	LIPINSKI Bartlomiej	-	-	-	-	-
		8	GRUSZCZYNSKI Jędrzej	-	-	-	-	-
		9	NIEMIEC Patryk	-	-	-	-	-
	10	FILIPIAK Bartosz	-	-	-	-	-	
	18	DOMAGALA Damian	-	-	-	-	-	
Limit								
25.00%	Team Totals			25	4	12	41	60.98

LEGEND

Avg. Average

Eff. Efficiency

No. Shirt Number

Rk Rank

Suc Success %



FRI 5 JUL 2019

Start List

Start Time 20:00

FRA vs IRI

P1

First Refere HEMELGARN (USA)

Second Refere CABRERA (ARG)

FRA - France

Shirt colour Blue

No.	Name	Shirt Name	Pos.	Han.	Height	Weight	Highest Reac		Date of Birth	Tournament Totals				
							Spike cm	Block cm		Spik	Bloc	Serv	Total	%
1	WALGENWITZ Dimitri		S		1.79	78	0	0	11 APR 1994					
2	CAPET Maxime		OS		2.01	85	0	0	24 OCT 199					
3	BASIC Luka (C)		MB		2.00	84	0	0	29 JAN 1995					
4	KABA Kevin		MB		2.03	94	0	0	8 JUN 1994					
5	MEYER Leo		S		1.95	85	0	0	25 JAN 1997					
6	RODRIGUEZ Kevin		MB		2.02	95	0	0	13 NOV 199					
7	PREVERT Gildas		MB		2.02	90	0	0	15 JUN 1996					
8	DEROUILLO Pierre		WS		1.97	88	0	0	6 JUN 1999					
9	CARLE Timothee		WS		1.98	89	0	0	30 NOV 199					
10	THORAL Thibault		WS		1.91	86	0	0	3 JAN 1997					
11	DIEZ Benjamin		L		1.84	75	0	0	4 APR 1998					
12	WINKELMULLER Julien		OS		1.98	80	0	0	31 JUL 1994					

Coac LE MARREC Loic

Assista BELMADI Slimane / ROLAND Dominique

IRI - Islamic Rep. of Iran

Shirt colour White

No.	Name	Shirt Name	Pos.	Han.	Height	Weight	Highest Reac		Date of Birth	Tournament Totals				
							Spike cm	Block cm		Spik	Bloc	Serv	Total	%
2	MOUSAVIGARGARI Mirbaba		WS		1.93	85	320	305	8 APR 1997					
4	HAMOODI Hamid		S		1.99	90	320	290	26 JUN 1995					
5	RANJBARZEIDABADI Saeid		OS		2.00	85	350	320	1 MAY 1998					
6	TAGHI ZADEH Rahman		MB		2.05	107	320	305	26 JUL 1995					
7	KARKHANEH Ghasem (C)		WS		2.00	90	350	343	22 AUG 199					
9	ALLAH VERDIAN Sahand		MB		2.00	97	350	303	8 DEC 1995					
10	HEIDARI Kiavash		OS		2.00	90	340	310	27 APR 1998					
11	FARHADI Amirhassan		WS		2.02	88	350	340	4 FEB 1998					
13	RAMEZANI Ali		S		2.02	97	330	310	5 MAY 1998					
16	DALIRI Mohammad		L		1.88	84	315	305	1 FEB 1995					
17	SHAHSAVAND Shayan		WS		1.92	82	340	305	7 APR 1997					
20	EINISAMAREIN Tayeb		MB		2.05	95	325	315	30 MAY 199					

Coac POUR AROJI Ali

Assista MOGHDDAMMANESH Mehdi

LEGEND

% Percentage of total team s (C) Team Captain

BH Both Handed

Han Handedness

L Libero

LH Left Handed

MB Middle blocker

No. Shirt Number

OS Opposite hitter

Pos Playing Position

PR Preliminary

RH Right Handed

S Setter

WS Outside hitter



FRI 5 JUL 2019
Start Time 20:00 - End Time 22:31
Match Duration 2h31

Results
P2

FRA vs IRI
3 2

Team	Sets	1	2	3	4	5	Total
FRA	3	25	25	19	25	15	109
IRI	2	12	19	25	27	8	91
	Playing Time	22min	30min	30min	38min	18min	2h18

First Refere HEMELGARN (USA)

Second Refere CABRERA (ARG)

FRA - France								
No.	Name	Pos	1	2	3	4	5	Pts
1	WALGENWITZ Dimitri	S						
2	CAPET Maxime	OS		4	4	4	4	1
3	BASIC Luka (C)	MB	4	5	4		4	13
4	KABA Kevin	MB	5	6	5	6	5	10
5	MEYER Leo	S	6	1	6	1	6	9
6	RODRIGUEZ Kevin	MB	2	3	2	3	2	9
7	PREVERT Gildas	MB						
8	DEROUILLOON Pierre	WS			9	2		5
9	CARLE Timothee	WS	1	2	1	5	1	25
10	THORAL Thibault	WS			3	12		2
11	DIEZ Benjamin	L	L	L	L	L	L	
12	WINKELMULLER Julien	OS	3	4	3	4	3	14

IRI - Islamic Rep. of Iran								
No.	Name	Pos	1	2	3	4	5	Pts
2	MOUSAVIGARGARI Mirbabak	WS	3	2	3	2	2	12
4	HAMOODI Hamid	S						
5	RANJBARZEIDABADI Saeid	OS	5					1
6	TAGHI ZADEH Rahman	MB	1	6	1	6	6	7
7	KARKHANEH Ghasem (C)	WS	6	5	6	5	5	12
9	ALLAH VERDIAN Sahand	MB	4	3		6	6	3
10	HEIDARI Kiavash	OS	5	4	5	4	4	17
11	FARHADI Amirhassan	WS						
13	RAMEZANI Ali	S	2	1	2	1	1	4
16	DALIRI Mohammad	L	L	L	L	L	L	
17	SHAHSAVAND Shayan	WS	7	2		2	2	
20	EINISAMAREIN Tayeb	MB		9	4	3	3	10

Coach LE MARREC Loic
Assistant Coach BELMADI Slimane / ROLAND Dominique

Coach POUR AROJI Ali
Assistant Coach MOGHDDAMMANESH Mehdi

TEAM AND PLAYER PERFORMANCES

Won	Total Atts	No. Name	Scoring Skills	Won	Total Atts	No. Name
69	127	Total Team	Spike	49	113	Total Team
21	37	9 CARLE Timothee		15	32	10 HEIDARI Kiavash
12	28	12 WINKELMULLER Julien		12	29	2 MOUSAVIGARGARI Mirbabak
11	19	3 BASIC Luka		10	22	7 KARKHANEH Ghasem
9	51	Total Team	Block	15	55	Total Team
3	12	6 RODRIGUEZ Kevin		6	14	6 TAGHI ZADEH Rahman
2	12	4 KABA Kevin		3	12	20 EINISAMAREIN Tayeb
2	12	5 MEYER Leo		2	7	10 HEIDARI Kiavash
10	109	Total Team	Serve	2	91	Total Team
4	20	9 CARLE Timothee		2	20	13 RAMEZANI Ali
2	21	6 RODRIGUEZ Kevin				
1	10	3 BASIC Luka				
49		Total Team	Opp. Error	46		Total Team
137	287	Total Team	Total	112	259	Total Team

25	61	9 CARLE Timothee	Best Scorer	17	55	10 HEIDARI Kiavash
----	----	------------------	--------------------	----	----	--------------------

LEGEND

(C) Team Captain
nn Substitute where nn = shirt number of outgoing player
MB Middle blocker
OS Opposite hitter
S Setter
n Starting line-up where n= starting position on court
Atts Attempts
No. Shirt Number
Pos Playing Position
WS Outside hitter
L Substitute Libero
L Libero
Opp Opponent
Pts Points scored



FRI 5 JUL 2019

Start Time 20:00 - End Time 22:31

Match Duration: 2h31

Match Statistics

P3

FRA vs IRI


3 2


Team	Sets	1	2	3	4	5	Total
FRA	3	25	25	19	25	15	109
IRI	2	12	19	25	27	8	91
	Playing Time	22min	30min	30min	38min	18min	2h18


First Refere HEMELGARN (USA)

Second Refere CABRERA (ARG)

FRA - France

Scoring Spike	Rk	No.	Name	Spikes	Faults	Shots	Total Attempts	Eff %
	1	5	MEYER Leo	6	-	-	6	100.00
	2	4	KABA Kevin	8	-	6	14	57.14
	3	3	BASIC Luka	11	3	5	19	42.11
	4	9	CARLE Timothee	21	6	10	37	40.54
	5	10	THORAL Thibault	2	1	-	3	33.33
	6	8	DEROILLON Pierre	5	2	3	10	30.00
	6	6	RODRIGUEZ Kevin	4	1	5	10	30.00
		12	WINKELMULLER Julien	12	9	7	28	
		1	WALGENWITZ Dimitri	-	-	-	-	
		2	CAPET Maxime	-	-	-	-	
		7	PREVERT Gildas	-	-	-	-	
	11	DIEZ Benjamin	-	-	-	-		
Limit								
15.00%								
Team Totals				69	22	36	127	37.01

Scoring Block	Rk	No.	Name	Kill Blocks	Faults	Rebounds	Total Attempts	Avg. by Set
	1	6	RODRIGUEZ Kevin	3	3	6	12	0.60
	2	4	KABA Kevin	2	3	7	12	0.40
	2	5	MEYER Leo	2	6	4	12	0.40
	4	3	BASIC Luka	1	1	-	2	0.25
	5	12	WINKELMULLER Julien	1	2	4	7	0.20
		9	CARLE Timothee	-	3	1	4	
		8	DEROILLON Pierre	-	1	1	2	
		1	WALGENWITZ Dimitri	-	-	-	-	
		2	CAPET Maxime	-	-	-	-	
		7	PREVERT Gildas	-	-	-	-	
		10	THORAL Thibault	-	-	-	-	
	11	DIEZ Benjamin	-	-	-	-		
Team Totals				9	19	23	51	1.80

Scoring Service	Rk	No.	Name	Aces	Faults	Serve Hits	Total Attempts	Avg. by Set
	1	9	CARLE Timothee	4	3	13	20	0.80
	2	6	RODRIGUEZ Kevin	2	1	18	21	0.40
	3	3	BASIC Luka	1	3	6	10	0.25
	3	2	CAPET Maxime	1	1	5	7	0.25
	5	5	MEYER Leo	1	1	16	18	0.20
	5	12	WINKELMULLER Julien	1	5	9	15	0.20
		4	KABA Kevin	-	2	9	11	
		8	DEROILLON Pierre	-	-	5	5	
		10	THORAL Thibault	-	1	1	2	
		1	WALGENWITZ Dimitri	-	-	-	-	
		7	PREVERT Gildas	-	-	-	-	
	11	DIEZ Benjamin	-	-	-	-		
Team Totals				10	17	82	109	2.00

Team	Opponent Errors & Team Faults	49	-		
------	-------------------------------	----	---	--	--



FRI 5 JUL 2019


Start Time 20:00 - End Time 22:31


Match Duration: 2h31


Match Statistics

P3

FRA - France

Non-Scoring Dig	Rk	No.	Name	Digs	Faults	Receptions	Total Attempts	Avg. by Set
		1	WALGENWITZ Dimitri	-	-	-	-	
		2	CAPET Maxime	-	-	-	-	
		3	BASIC Luka	-	-	-	-	
		4	KABA Kevin	-	-	-	-	
		5	MEYER Leo	-	-	-	-	
		6	RODRIGUEZ Kevin	-	-	-	-	
		7	PREVERT Gildas	-	-	-	-	
		8	DEROILLON Pierre	-	-	-	-	
		9	CARLE Timothee	-	-	-	-	
		10	THORAL Thibault	-	-	-	-	
		11	DIEZ Benjamin	-	-	-	-	
		12	WINKELMULLER Julien	-	-	-	-	
Team Totals				-	-	-	-	

Non-Scoring Set	Rk	No.	Name	Running Sets	Faults	Still Sets	Total Attempts	Avg. by Set
		3	BASIC Luka	-	1	-	1	
		4	KABA Kevin	-	-	1	1	
		1	WALGENWITZ Dimitri	-	-	-	-	
		2	CAPET Maxime	-	-	-	-	
		5	MEYER Leo	-	-	-	-	
		6	RODRIGUEZ Kevin	-	-	-	-	
		7	PREVERT Gildas	-	-	-	-	
		8	DEROILLON Pierre	-	-	-	-	
		9	CARLE Timothee	-	-	-	-	
		10	THORAL Thibault	-	-	-	-	
		11	DIEZ Benjamin	-	-	-	-	
		12	WINKELMULLER Julien	-	-	-	-	
Team Totals				-	1	1	2	

Non-Scoring Reception	Rk	No.	Name	Excellents	Faults	Serve Receptions	Total Attempts	Succ. %
	1	11	DIEZ Benjamin	10	-	3	13	76.92
	2	9	CARLE Timothee	16	2	15	33	48.48
	3	8	DEROILLON Pierre	6	-	7	13	46.15
	4	3	BASIC Luka	7	-	14	21	33.33
	5	10	THORAL Thibault	1	-	3	4	25.00
		1	WALGENWITZ Dimitri	-	-	-	-	
		2	CAPET Maxime	-	-	-	-	
		4	KABA Kevin	-	-	-	-	
		5	MEYER Leo	-	-	-	-	
		6	RODRIGUEZ Kevin	-	-	-	-	
		7	PREVERT Gildas	-	-	-	-	
		12	WINKELMULLER Julien	-	-	-	-	
Limit								
25.00%	Team Totals			40	2	42	84	47.62



FRI 5 JUL 2019


Start Time 20:00 - End Time 22:31


Match Duration: 2h31


Match Statistics

P3

IRI - Islamic Rep. of Iran

Scoring Spike	Rk	No.	Name	Spikes	Faults	Shots	Total Attempts	Eff %	
	1	20	EINISAMAREIN Tayeb	7	1	3	11	54.55	
	2	13	RAMEZANI Ali	1	-	1	2	50.00	
	3	2	MOUSAVIGARGARI Mirbabak	12	4	13	29	27.59	
	4	7	KARKHANEH Ghasem	10	4	8	22	27.27	
	5	10	HEIDARI Kiavash	15	7	10	32	25.00	
		9	ALLAH VERDIAN Sahand	2	1	5	8		
		5	RANJBARZEIDABADI Saeid	1	2	1	4		
		6	TAGHI ZADEH Rahman	1	1	1	3		
		17	SHAHSAVAND Shayan	-	1	1	2		
		4	HAMOODI Hamid	-	-	-	-		
		11	FARHADI Amirhassan	-	-	-	-		
		16	DALIRI Mohammad	-	-	-	-		
	Limit								
	15.00%	Team Totals			49	21	43	113	24.78

Scoring Block	Rk	No.	Name	Kill Blocks	Faults	Rebounds	Total Attempts	Avg. by Set	
	1	6	TAGHI ZADEH Rahman	6	4	4	14	1.20	
	2	20	EINISAMAREIN Tayeb	3	4	5	12	0.75	
	3	7	KARKHANEH Ghasem	2	4	2	8	0.40	
	3	10	HEIDARI Kiavash	2	3	2	7	0.40	
	5	9	ALLAH VERDIAN Sahand	1	3	4	8	0.25	
	6	13	RAMEZANI Ali	1	-	2	3	0.20	
		2	MOUSAVIGARGARI Mirbabak	-	1	2	3		
		4	HAMOODI Hamid	-	-	-	-		
		5	RANJBARZEIDABADI Saeid	-	-	-	-		
		11	FARHADI Amirhassan	-	-	-	-		
		16	DALIRI Mohammad	-	-	-	-		
		17	SHAHSAVAND Shayan	-	-	-	-		
	Team Totals				15	19	21	55	3.00

Scoring Service	Rk	No.	Name	Aces	Faults	Serve Hits	Total Attempts	Avg. by Set	
	1	13	RAMEZANI Ali	2	1	17	20	0.40	
		2	MOUSAVIGARGARI Mirbabak	-	2	14	16		
		10	HEIDARI Kiavash	-	2	14	16		
		7	KARKHANEH Ghasem	-	-	15	15		
		9	ALLAH VERDIAN Sahand	-	-	8	8		
		20	EINISAMAREIN Tayeb	-	-	8	8		
		6	TAGHI ZADEH Rahman	-	1	6	7		
		5	RANJBARZEIDABADI Saeid	-	-	1	1		
		4	HAMOODI Hamid	-	-	-	-		
		11	FARHADI Amirhassan	-	-	-	-		
		16	DALIRI Mohammad	-	-	-	-		
		17	SHAHSAVAND Shayan	-	-	-	-		
	Team Totals				2	6	83	91	0.40

Team	Opponent Errors & Team Faults	46	-		
-------------	--	-----------	----------	--	--



FRI 5 JUL 2019

Start Time 20:00 - End Time 22:31


Match Duration: 2h31


Match Statistics

P3

IRI - Islamic Rep. of Iran

Non-Scoring Dig	Rk	No.	Name	Digs	Faults	Receptions	Total Attempts	Avg. by Set
		2	MOUSAVIGARGARI Mirbabak	-	-	-	-	-
		4	HAMOODI Hamid	-	-	-	-	-
		5	RANJBARZEIDABADI Saeid	-	-	-	-	-
		6	TAGHI ZADEH Rahman	-	-	-	-	-
		7	KARKHANEH Ghasem	-	-	-	-	-
		9	ALLAH VERDIAN Sahand	-	-	-	-	-
		10	HEIDARI Kiavash	-	-	-	-	-
		11	FARHADI Amirhassan	-	-	-	-	-
		13	RAMEZANI Ali	-	-	-	-	-
		16	DALIRI Mohammad	-	-	-	-	-
		17	SHAHSAVAND Shayan	-	-	-	-	-
		20	EINISAMAREIN Tayeb	-	-	-	-	-
	Team Totals				-	-	-	-

Non-Scoring Set	Rk	No.	Name	Running Sets	Faults	Still Sets	Total Attempts	Avg. by Set
		9	ALLAH VERDIAN Sahand	-	1	-	1	-
		13	RAMEZANI Ali	-	1	-	1	-
		2	MOUSAVIGARGARI Mirbabak	-	-	-	-	-
		4	HAMOODI Hamid	-	-	-	-	-
		5	RANJBARZEIDABADI Saeid	-	-	-	-	-
		6	TAGHI ZADEH Rahman	-	-	-	-	-
		7	KARKHANEH Ghasem	-	-	-	-	-
		10	HEIDARI Kiavash	-	-	-	-	-
		11	FARHADI Amirhassan	-	-	-	-	-
		16	DALIRI Mohammad	-	-	-	-	-
		17	SHAHSAVAND Shayan	-	-	-	-	-
	20	EINISAMAREIN Tayeb	-	-	-	-	-	
Team Totals				-	2	-	2	-

Non-Scoring Reception	Rk	No.	Name	Excellents	Faults	Serve Receptions	Total Attempts	Succ. %
	1	9	ALLAH VERDIAN Sahand	1	-	-	1	100.00
	2	17	SHAHSAVAND Shayan	3	1	-	4	75.00
	3	2	MOUSAVIGARGARI Mirbabak	13	-	11	24	54.17
	4	16	DALIRI Mohammad	18	4	15	37	48.65
	5	7	KARKHANEH Ghasem	8	5	12	25	32.00
		4	HAMOODI Hamid	-	-	-	-	-
		5	RANJBARZEIDABADI Saeid	-	-	-	-	-
		6	TAGHI ZADEH Rahman	-	-	-	-	-
		10	HEIDARI Kiavash	-	-	-	-	-
		11	FARHADI Amirhassan	-	-	-	-	-
		13	RAMEZANI Ali	-	-	-	-	-
		20	EINISAMAREIN Tayeb	-	-	-	-	-
	Limit							
25.00%	Team Totals			43	10	38	91	47.25

LEGEND

Avg. Average

Eff. Efficiency

No. Shirt Number

Rk Rank

Suc Success %



SAT 6 JUL 2019
Start Time 17:30

Start List

POL vs FRA

P1

First Referee: WANG JUN (CHN)

Second Referee: PAVLOV (RUS)

POL - Poland

Shirt colour: Red

No.	Name	Shirt Name	Pos.	Han.	Height	Weight	Highest Reach		Date of Birth	Tournament Totals				
							Spike cm	Block cm		Spike	Block	Serve	Total	%
1	NOWAKOWSKI Jan		MB		2.02	103	0	0	17 MAY 1994	3	1	0	4	8.89
3	KEDZIERSKI Michal		S		1.94	89	0	0	9 AUG 1994	0	0	0	0	0
4	KOZUB Lukasz		S		1.87	87	0	0	3 NOV 1997	0	0	0	0	0
6	LIPINSKI Bartlomiej		OS		2.01	105	0	0	16 NOV 1996	0	0	0	0	0
7	LEMANSKI Bartlomiej		MB		2.17	114	0	0	19 MAR 1996	6	2	0	8	17.78
8	GRUSZCZYNSKI Jedrzej		OS		1.86	86	0	0	13 NOV 1997	0	0	0	0	0
9	NIEMIEC Patryk		MB		2.02	90	0	0	18 FEB 1997	0	0	0	0	0
10	FILIPIAK Bartosz		WS		1.97	95	0	0	27 FEB 1994	11	0	0	11	24.44
11	SEMENIUK Kamil		OS		1.94	85	0	0	16 JUL 1996	9	0	2	11	24.44
13	MASLOWSKI Mateusz		L		1.85	80	0	0	13 JUN 1997	0	0	0	0	0
15	HALABA Pawel		OS		1.95	86	0	0	14 DEC 1995	8	3	0	11	24.44
18	DOMAGALA Damian		WS		1.99	90	0	0	23 APR 1998	0	0	0	0	0

Coach Assistant PLINSKI Daniel / SLOMKA Artur

Phase	Opponent	Sets	Points per Set
Preliminary - Group C	BRA	3 - 0	25 - 22, 25 - 11, 25 - 23

FRA - France

Shirt colour: White

No.	Name	Shirt Name	Pos.	Han.	Height	Weight	Highest Reach		Date of Birth	Tournament Totals				
							Spike cm	Block cm		Spike	Block	Serve	Total	%
1	WALGENWITZ Dimitri		S		1.79	78	0	0	11 APR 1994	0	0	0	0	0
2	CAPET Maxime		OS		2.01	85	0	0	24 OCT 1997	0	0	1	1	1.59
3	BASIC Luka		MB		2.00	84	0	0	29 JAN 1995	11	1	1	13	20.63
4	KABA Kevin		MB		2.03	94	0	0	8 JUN 1994	8	2	0	10	15.87
5	MEYER Leo		S		1.95	85	0	0	25 JAN 1997	6	2	1	9	14.29
6	RODRIGUEZ Kevin		MB		2.02	95	0	0	13 NOV 1994	4	3	2	9	14.29
7	PREVERT Gildas		MB		2.02	90	0	0	15 JUN 1996	0	0	0	0	0
8	DEROUILLON Pierre		WS		1.97	88	0	0	6 JUN 1999	5	0	0	5	7.94
9	CARLE Timothee		WS		1.98	89	0	0	30 NOV 1995	21	0	4	25	39.68
10	THORAL Thibault		WS		1.91	86	0	0	3 JAN 1997	2	0	0	2	3.17
11	DIEZ Benjamin		L		1.84	75	0	0	4 APR 1998	0	0	0	0	0
12	WINKELMULLER Julien		OS		1.98	80	0	0	31 JUL 1994	12	1	1	14	22.22

Coach Assistant BELMADI Slimane / ROLAND Dominique

Phase	Opponent	Sets	Points per Set
Preliminary - Group C	IRI	3 - 2	25 - 12, 25 - 19, 19 - 25, 25 - 27, 15 - 8

LEGEND

% Percentage of total team score	(C) Team Captain	BH Both Handed	Han. Handedness	L Libero
LH Left Handed	MB Middle blocker	No. Shirt Number	OS Opposite hitter	Pos Playing Position
PR Preliminary	RH Right Handed	S Setter	WS Outside hitter	



SAT 6 JUL 2019
Start Time 17:29 - End Time 18:54
Match Duration 1h25

Results
P2

POL vs FRA
3 0

Team	Sets	1	2	3	Total
POL	3	25	25	25	75
FRA	0	14	22	19	55
	Playing Time	22min	27min	25min	1h14

First Referee: WANG JUN (CHN)

Second Referee: PAVLOV (RUS)

POL - Poland								
No.	Name	Pos.	1	2	3	4	5	Pts
1	NOWAKOWSKI Jan	MB	2	2	2			10
3	KEDZIERSKI Michal (C)	S						
4	KOZUB Lukasz	S	6	6	6			4
6	LIPINSKI Bartlomiej	OS						
7	LEMANSKI Bartlomiej	MB	5	5	5			7
8	GRUSZCZYNSKI Jędrzej	OS						
9	NIEMIEC Patryk	MB					1	
10	FILIPIAK Bartosz	WS	3	3	3			9
11	SEMENIUK Kamil	OS	1	1	1			9
13	MASLOWSKI Mateusz	L	L	L	L			
15	HALABA Pawel	OS	4	4	4			10
18	DOMAGALA Damian	WS						

FRA - France								
No.	Name	Pos.	1	2	3	4	5	Pts
1	WALGENWITZ Dimitri	S	5	2	2			
2	CAPET Maxime	OS				12		2
3	BASIC Luka (C)	MB	5					
4	KABA Kevin	MB	6					
5	MEYER Leo	S	1					
6	RODRIGUEZ Kevin	MB	3	1	1			4
7	PREVERT Gildas	MB		4	4			2
8	DEROUILLOON Pierre	WS		3	3			7
9	CARLE Timothee	WS	2	6	6			9
10	THORAL Thibault	WS				9		
11	DIEZ Benjamin	L	L	L	L			
12	WINKELMULLER Julien	OS	4	5	5			10

Coach WOICKI Pawel
Assistant Coach PLINSKI Daniel / SLOMKA Artur

Coach LE MARREC Loic
Assistant Coach BELMADI Siimane / ROLAND Dominique

TEAM AND PLAYER PERFORMANCES

Won	Total Atts	No.	Name	Scoring Skills	Won	Total Atts	No.	Name
34	63	Total	Team	Spike	29	71	Total	Team
8	14	15	HALABA Pawel		9	21	12	WINKELMULLER Julien
7	14	10	FILIPIAK Bartosz		9	18	9	CARLE Timothee
7	10	1	NOWAKOWSKI Jan		6	11	8	DEROUILLOON Pierre
9	26	Total	Team	Block	2	21	Total	Team
3	7	1	NOWAKOWSKI Jan		1	5	12	WINKELMULLER Julien
2	3	11	SEMENIUK Kamil		1	5	7	PREVERT Gildas
2	6	4	KOZUB Lukasz					
6	74	Total	Team	Serve	3	56	Total	Team
2	13	10	FILIPIAK Bartosz		1	9	6	RODRIGUEZ Kevin
2	15	11	SEMENIUK Kamil		1	3	2	CAPET Maxime
1	15	4	KOZUB Lukasz		1	8	8	DEROUILLOON Pierre
47		Total	Team	Opp. Error	40		Total	Team
96	163	Total	Team	Total	74	148	Total	Team
10	26	1	NOWAKOWSKI Jan	Best Scorer	10	32	12	WINKELMULLER Julien

LEGEND

(C) Team Captain
nn Substitute where nn = shirt number of outgoing player
MB Middle blocker
OS Opposite hitter
S Setter
n Starting line-up where n = starting position on court
Atts Attempts
No. Shirt Number
Pos Playing Position
WS Outside hitter
L Substitute Libero
L Libero
Opp. Opponent
Pts Points scored



SAT 6 JUL 2019

Start Time 17:29 - End Time 18:54

Match Duration: 1h25

Match Statistics

P3


POL vs FRA
3 0


Team	Sets	1	2	3	Total
POL	3	25	25	25	75
FRA	0	14	22	19	55
	Playing Time	22min	27min	25min	1h14


First Referee: WANG JUN (CHN)

Second Referee: PAVLOV (RUS)

POL - Poland

Scoring Spike	Rk	No.	Name	Spikes	Faults	Shots	Total Attempts	Eff %	
	1	7	LEMANSKI Bartlomiej	6	1	-	7	71.43	
	2	1	NOWAKOWSKI Jan	7	-	3	10	70.00	
	3	15	HALABA Pawel	8	2	4	14	42.86	
	4	10	FILIPIAK Bartosz	7	2	5	14	35.71	
	5	11	SEMENIUK Kamil	5	1	9	15	26.67	
		4	KOZUB Lukasz	1	1	-	2	-	
		9	NIEMIEC Patryk	-	1	-	1	-	
		3	KEDZIERSKI Michal	-	-	-	-	-	
		6	LIPINSKI Bartlomiej	-	-	-	-	-	
		8	GRUSZCZYNSKI Jedrzej	-	-	-	-	-	
		13	MASLOWSKI Mateusz	-	-	-	-	-	
		18	DOMAGALA Damian	-	-	-	-	-	
	Limit								
	15.00%	Team Totals			34	8	21	63	41.27

Scoring Block	Rk	No.	Name	Kill Blocks	Faults	Rebounds	Total Attempts	Avg. by Set
	1	1	NOWAKOWSKI Jan	3	1	3	7	1.00
	2	4	KOZUB Lukasz	2	2	2	6	0.67
	2	11	SEMENIUK Kamil	2	1	-	3	0.67
	4	7	LEMANSKI Bartlomiej	1	1	4	6	0.33
	4	15	HALABA Pawel	1	2	-	3	0.33
		10	FILIPIAK Bartosz	-	1	-	1	-
		3	KEDZIERSKI Michal	-	-	-	-	-
		6	LIPINSKI Bartlomiej	-	-	-	-	-
		8	GRUSZCZYNSKI Jedrzej	-	-	-	-	-
		9	NIEMIEC Patryk	-	-	-	-	-
		13	MASLOWSKI Mateusz	-	-	-	-	-
		18	DOMAGALA Damian	-	-	-	-	-
	Team Totals			9	8	9	26	3.00

Scoring Service	Rk	No.	Name	Aces	Faults	Serve Hits	Total Attempts	Avg. by Set
	1	11	SEMENIUK Kamil	2	4	9	15	0.67
	1	10	FILIPIAK Bartosz	2	3	8	13	0.67
	3	4	KOZUB Lukasz	1	1	13	15	0.33
	3	15	HALABA Pawel	1	3	4	8	0.33
		7	LEMANSKI Bartlomiej	-	2	11	13	-
		1	NOWAKOWSKI Jan	-	1	9	9	-
		9	NIEMIEC Patryk	-	1	-	1	-
		3	KEDZIERSKI Michal	-	-	-	-	-
		6	LIPINSKI Bartlomiej	-	-	-	-	-
		8	GRUSZCZYNSKI Jedrzej	-	-	-	-	-
		13	MASLOWSKI Mateusz	-	-	-	-	-
		18	DOMAGALA Damian	-	-	-	-	-
	Team Totals			6	14	54	74	2.00

Team	Opponent Errors & Team Faults	47	-		
------	-------------------------------	----	---	--	--



SAT 6 JUL 2019


Start Time 17:29 - End Time 18:54


Match Duration: 1h25


Match Statistics

P3

POL - Poland

Non-Scoring Dig	Rk	No.	Name	Digs	Faults	Receptions	Total Attempts	Avg. by Set	
		10	FILIPIAK Bartosz	-	3	2	5		
		13	MASLOWSKI Mateusz	-	3	2	5		
		1	NOWAKOWSKI Jan	-	-	2	2		
		4	KOZUB Lukasz	-	1	1	2		
		15	HALABA Pawel	-	1	1	2		
		11	SEMENIUK Kamil	-	1	-	1		
		3	KEDZIERSKI Michal	-	-	-	-		
		6	LIPINSKI Bartlomiej	-	-	-	-		
		7	LEMANSKI Bartlomiej	-	-	-	-		
		8	GRUSZCZYNSKI Jędrzej	-	-	-	-		
		9	NIEMIEC Patryk	-	-	-	-		
		18	DOMAGALA Damian	-	-	-	-		
	Team Totals				-	9	8	17	

Non-Scoring Set	Rk	No.	Name	Running Sets	Faults	Still Sets	Total Attempts	Avg. by Set	
		1	NOWAKOWSKI Jan	-	-	-	-		
		3	KEDZIERSKI Michal	-	-	-	-		
		4	KOZUB Lukasz	-	-	-	-		
		6	LIPINSKI Bartlomiej	-	-	-	-		
		7	LEMANSKI Bartlomiej	-	-	-	-		
		8	GRUSZCZYNSKI Jędrzej	-	-	-	-		
		9	NIEMIEC Patryk	-	-	-	-		
		10	FILIPIAK Bartosz	-	-	-	-		
		11	SEMENIUK Kamil	-	-	-	-		
		13	MASLOWSKI Mateusz	-	-	-	-		
		15	HALABA Pawel	-	-	-	-		
		18	DOMAGALA Damian	-	-	-	-		
	Team Totals				-	-	-	-	

Non-Scoring Reception	Rk	No.	Name	Excellents	Faults	Serve Receptions	Total Attempts	Succ. %	
		1	MASLOWSKI Mateusz	5	1	-	6	83.33	
		2	SEMENIUK Kamil	18	2	5	25	72.00	
		3	HALABA Pawel	6	-	6	12	50.00	
		1	NOWAKOWSKI Jan	-	-	-	-		
		3	KEDZIERSKI Michal	-	-	-	-		
		4	KOZUB Lukasz	-	-	-	-		
		6	LIPINSKI Bartlomiej	-	-	-	-		
		7	LEMANSKI Bartlomiej	-	-	-	-		
		8	GRUSZCZYNSKI Jędrzej	-	-	-	-		
		9	NIEMIEC Patryk	-	-	-	-		
		10	FILIPIAK Bartosz	-	-	-	-		
		18	DOMAGALA Damian	-	-	-	-		
	Limit								
	25.00%	Team Totals			29	3	11	43	67.44



SAT 6 JUL 2019


Start Time 17:29 - End Time 18:54


Match Duration: 1h25


Match Statistics

P3

FRA - France

Scoring Spike	Rk	No.	Name	Spikes	Faults	Shots	Total Attempts	Eff %	
	1	6	RODRIGUEZ Kevin	3	1	3	7	28.57	
	2	9	CARLE Timothee	9	4	5	18	27.78	
	3	8	DEROILLON Pierre	6	3	2	11	27.27	
	4	12	WINKELMULLER Julien	9	6	6	21	14.29	
		2	CAPET Maxime	1	2	-	3		
		7	PREVERT Gildas	1	1	1	3		
		1	WALGENWITZ Dimitri	-	1	3	4		
		3	BASIC Luka	-	1	1	2		
		10	THORAL Thibault	-	1	-	1		
		11	DIEZ Benjamin	-	-	1	1		
		4	KABA Kevin	-	-	-	-		
		5	MEYER Leo	-	-	-	-		
	Limit								
	15.00%	Team Totals			29	20	22	71	12.68

Scoring Block	Rk	No.	Name	Kill Blocks	Faults	Rebounds	Total Attempts	Avg. by Set	
	1	7	PREVERT Gildas	1	3	1	5	0.50	
	2	12	WINKELMULLER Julien	1	3	1	5	0.33	
		6	RODRIGUEZ Kevin	-	4	2	6		
		8	DEROILLON Pierre	-	1	1	2		
		9	CARLE Timothee	-	-	2	2		
		4	KABA Kevin	-	1	-	1		
		1	WALGENWITZ Dimitri	-	-	-	-		
		2	CAPET Maxime	-	-	-	-		
		3	BASIC Luka	-	-	-	-		
		5	MEYER Leo	-	-	-	-		
		10	THORAL Thibault	-	-	-	-		
		11	DIEZ Benjamin	-	-	-	-		
	Team Totals				2	12	7	21	0.67

Scoring Service	Rk	No.	Name	Aces	Faults	Serve Hits	Total Attempts	Avg. by Set	
	1	2	CAPET Maxime	1	-	2	3	1.00	
	2	8	DEROILLON Pierre	1	2	5	8	0.50	
	3	6	RODRIGUEZ Kevin	1	2	6	9	0.33	
		1	WALGENWITZ Dimitri	-	-	11	11		
		9	CARLE Timothee	-	2	6	8		
		7	PREVERT Gildas	-	2	4	6		
		12	WINKELMULLER Julien	-	2	4	6		
		3	BASIC Luka	-	1	1	2		
		4	KABA Kevin	-	-	2	2		
		10	THORAL Thibault	-	-	1	1		
		5	MEYER Leo	-	-	-	-		
		11	DIEZ Benjamin	-	-	-	-		
	Team Totals				3	11	42	56	1.00

Team	Opponent Errors & Team Faults			
		40	-	



SAT 6 JUL 2019


Start Time 17:29 - End Time 18:54


Match Duration: 1h25


Match Statistics

P3

FRA - France

Non-Scoring Dig	Rk	No.	Name	Digs	Faults	Receptions	Total Attempts	Avg. by Set
		11	DIEZ Benjamin	-	2	5	7	
		8	DEROILLON Pierre	-	1	3	4	
		12	WINKELMULLER Julien	-	1	2	3	
		1	WALGENWITZ Dimitri	-	1	1	2	
		3	BASIC Luka	-	-	1	1	
		4	KABA Kevin	-	-	1	1	
		9	CARLE Timothee	-	1	-	1	
		2	CAPET Maxime	-	-	-	-	
		5	MEYER Leo	-	-	-	-	
		6	RODRIGUEZ Kevin	-	-	-	-	
		7	PREVERT Gildas	-	-	-	-	
	10	THORAL Thibault	-	-	-	-		
Team Totals				-	6	13	19	

Non-Scoring Set	Rk	No.	Name	Running Sets	Faults	Still Sets	Total Attempts	Avg. by Set
		3	BASIC Luka	-	1	-	1	
		1	WALGENWITZ Dimitri	-	-	-	-	
		2	CAPET Maxime	-	-	-	-	
		4	KABA Kevin	-	-	-	-	
		5	MEYER Leo	-	-	-	-	
		6	RODRIGUEZ Kevin	-	-	-	-	
		7	PREVERT Gildas	-	-	-	-	
		8	DEROILLON Pierre	-	-	-	-	
		9	CARLE Timothee	-	-	-	-	
		10	THORAL Thibault	-	-	-	-	
		11	DIEZ Benjamin	-	-	-	-	
		12	WINKELMULLER Julien	-	-	-	-	
Team Totals				-	1	-	1	

Non-Scoring Reception	Rk	No.	Name	Excellents	Faults	Serve Receptions	Total Attempts	Succ. %
	1	6	RODRIGUEZ Kevin	3	-	-	3	100.00
	1	1	WALGENWITZ Dimitri	1	-	-	1	100.00
	1	12	WINKELMULLER Julien	1	-	-	1	100.00
	4	11	DIEZ Benjamin	7	2	3	12	58.33
	5	9	CARLE Timothee	13	1	9	23	56.52
	6	8	DEROILLON Pierre	5	1	5	11	45.45
	7	3	BASIC Luka	1	2	2	5	20.00
	10	THORAL Thibault	-	-	-	1	1	
	2	CAPET Maxime	-	-	-	-	-	
	4	KABA Kevin	-	-	-	-	-	
	5	MEYER Leo	-	-	-	-	-	
	7	PREVERT Gildas	-	-	-	-	-	
Limit								
25.00%	Team Totals			31	6	20	57	54.39

LEGEND

Avg. Average Eff. Efficiency No. Shirt Number Rk Rank Succ Success %



SAT 6 JUL 2019
Start Time 17:30

Start List

CAN vs BRA

P1

First Refere GRIEDER (SUI)

Second Refere CHOI (KOR)

CAN - Canada

Shirt colour Red

No.	Name	Shirt Name	Pos.	Han.	Height	Weight	Highest Reac		Date of Birth	Tournament Totals				
							Spike cm	Block cm		Spik	Bloc	Serv	Total	%
1	CRANSTON Blain		S		1.97	78	352	324	13 APR 1995					
2	MORTENSEN Dylan		WS		1.99	90	361	335	30 OCT 199					
3	DIXON Reece		S		1.88	75	339	320	21 JUN 1997					
4	FRIESEN Seth		WS		2.03	107	358	335	28 MAR 199					
6	HOBERN George (C)		MB		2.03	108	356	337	9 DEC 1996					
7	PEREIRA Jordan		L		1.85	80	335	301	8 MAR 1998					
8	JOHNSON Pierce		OS		1.93	87	352	322	11 JUL 1998					
9	MOATE Johnathan		MB		2.03	98	360	339	3 OCT 1996					
12	IRELAND Craig		OS		1.95	85	351	328	22 OCT 199					
13	TAYLOR Warren		MB		1.99	97	354	325	2 MAR 1995					
15	HUTCHESON Zachary		WS		1.93	93	344	320	17 SEP 1997					
16	METCALF Mason	METCALF	MB		1.96	90	340	320	9 AUG 1997					

Coac **Assista** WILSON Grant / GRAVELLE James

BRA - Brazil

Shirt colour Yellow

No.	Name	Shirt Name	Pos.	Han.	Height	Weight	Highest Reac		Date of Birth	Tournament Totals				
							Spike cm	Block cm		Spik	Bloc	Serv	Total	%
1	TORELLI Cristiano		S		1.93	83	0	0	29 OCT 199	0	1	0	1	7.14
2	SANTOS Matheus		L		1.81	90	0	0	27 OCT 199	0	0	0	0	0
3	GROSSI Anderson (C)		MB		2.04	98	0	0	31 MAY 199	4	1	0	5	35.71
4	SANTOS OLIVEIRA Cristian		WS		1.88	94	0	0	23 OCT 199	2	0	0	2	14.29
6	ALCANTARA Victor		MB		1.92	90	0	0	21 MAR 199	4	1	0	5	35.71
8	VITORIA Edgar		S		1.84	76	0	0	10 JAN 1996	0	0	0	0	0
9	SILVA Luan		WS		1.93	94	0	0	20 OCT 199	4	0	0	4	28.57
10	VENTURA MACHADO Pablo		WS		1.95	97	0	0	29 APR 1998	11	1	3	15	107.14
11	TIMBO Kaiio Felipe		MB		2.01	103	0	0	30 JUN 1997	0	0	0	0	0
13	MORALEZ Renan		MB		1.99	103	0	0	3 JAN 1994	8	3	1	12	85.71
14	MARCARINI Raphael		WS		2.03	99	0	0	12 JAN 1997	0	0	0	0	0
16	PEREIRA Dario		OS		1.98	74	0	0	15 JAN 1997	0	0	0	0	0

Coac **Assista** THIESSEN Marcelo / MAUES Rodrigo

Phase	Opponent	Sets	Points per Set
Preliminary - Group	POL	0 - 3	22 - 25, 11 - 25, 23 - 25

LEGEND

% Percentage of total team s (C) Team Captain
 LH Left Handed MB Middle blocker BH Both Handed
 PR Preliminary RH Right Handed No. Shirt Number
 S Setter OS Opposite hitter L Libero
 WS Outside hitter Pos Playing Position



SAT 6 JUL 2019
Start Time 17:31 - End Time 19:17
Match Duration 1h46

Results
P2

CAN vs BRA
1 3

Team	Sets	1	2	3	4	Total
CAN	1	13	25	21	18	77
BRA	3	25	18	25	25	93
	Playing Time	20min	25min	26min	22min	1h34

First Refere GRIEDER (SUI)

Second Refere CHOI (KOR)

CAN - Canada								
No.	Name	Pos	1	2	3	4	5	Pts
1	CRANSTON Blain	S	3		3			
2	MORTENSEN Dylan	WS	3	3	4	3		20
3	DIXON Reece	S	6	6	1	6		1
4	FRIESEN Seth	WS			12	4		7
6	HOBERN George (C)	MB	5	5	6	5		4
7	PEREIRA Jordan	L	L	L	L	L		
8	JOHNSON Pierce	OS	1	1	2	1		8
9	MOATE Johnathan	MB	2	2	3	2		7
12	IRELAND Craig	OS	4	4	5	4		6
13	TAYLOR Warren	MB						
15	HUTCHESON Zachary	WS	8		2	6		
16	METCALF Mason	MB						

BRA - Brazil								
No.	Name	Pos	1	2	3	4	5	Pts
1	TORELLI Cristiano	S	1	2	1	2		3
2	SANTOS Matheus	L	L	L	L	L		
3	GROSSI Anderson (C)	MB	6	1	6	1		2
4	SANTOS OLIVEIRA Cristiano	WS						
6	ALCANTARA Victor	MB	4	5	4	5		18
8	VITORIA Edgar	S						
9	SILVA Luan	WS	5	6				4
10	VENTURA MACHADO Pablo	WS	2	3	2	3		16
11	TIMBO Kaio Felipe	MB						
13	MORALEZ Renan	MB	3	4	3	4		8
14	MARCARINI Raphael	WS		9	5	6		6
16	PEREIRA Dario	OS						

Coach
Assistant Coach WILSON Grant / GRAVELLE James

Coach
Assistant Coach THIESSEN Marcelo / MAUES Rodrigo

TEAM AND PLAYER PERFORMANCES

Won	Total Atts	No. Name	Scoring Skills	Won	Total Atts	No. Name
38	86	Total Team	Spike	45	79	Total Team
15	25	2 MORTENSEN Dylan		16	23	6 ALCANTARA Victor
7	13	4 FRIESEN Seth		13	24	10 VENTURA MACHADO Pablo Natan
5	13	8 JOHNSON Pierce		4	6	9 SILVA Luan
8	36	Total Team	Block	6	43	Total Team
3	6	6 HOBERN George		3	20	13 MORALEZ Renan
3	8	2 MORTENSEN Dylan		1	6	6 ALCANTARA Victor
1	4	8 JOHNSON Pierce		1	3	10 VENTURA MACHADO Pablo Natan
7	78	Total Team	Serve	6	92	Total Team
3	20	9 MOATE Johnathan		2	17	10 VENTURA MACHADO Pablo Natan
2	16	8 JOHNSON Pierce		1	7	14 MARCARINI Raphael
2	14	2 MORTENSEN Dylan		1	14	6 ALCANTARA Victor
60		Total Team	Opp. Error	70		Total Team
113	200	Total Team	Total	127	214	Total Team
20	47	2 MORTENSEN Dylan	Best Scorer	18	43	6 ALCANTARA Victor

LEGEND

(C) Team Captain
nn Substitute where nn = shirt number of outgoing player
MB Middle blocker
OS Opposite hitter
S Setter
n Starting line-up where n= starting position on court
Atts Attempts
No. Shirt Number
Pos Playing Position
WS Outside hitter
L Substitute Libero
L Libero
Opp Opponent
Pts Points scored



SAT 6 JUL 2019

Start Time 17:31 - End Time 19:17

Match Duration: 1h46

Match Statistics

P3


CAN vs BRA
1 3


Team	Sets	1	2	3	4	Total
CAN	1	13	25	21	18	77
BRA	3	25	18	25	25	93
	Playing Time	20min	25min	26min	22min	1h34


First Refere GRIEDER (SUI)

Second Refere CHOI (KOR)

CAN - Canada

Scoring Spike	Rk	No.	Name	Spikes	Faults	Shots	Total Attempts	Eff %	
	1	3	DIXON Reece	1	-	-	1	100.00	
	2	2	MORTENSEN Dylan	15	1	9	25	56.00	
	3	9	MOATE Johnathan	4	-	6	10	40.00	
	4	4	FRIESEN Seth	7	2	4	13	38.46	
	5	8	JOHNSON Pierce	5	3	5	13	15.38	
	12	IRELAND Craig	5	9	2	16			
	6	HOBERN George	1	1	6	8			
	1	CRANSTON Blain	-	-	-	-			
	7	PEREIRA Jordan	-	-	-	-			
	13	TAYLOR Warren	-	-	-	-			
	15	HUTCHESON Zachary	-	-	-	-			
	16	METCALF Mason	-	-	-	-			
	Limit								
	15.00%								
	Team Totals				38	16	32	86	25.58

Scoring Block	Rk	No.	Name	Kill Blocks	Faults	Rebounds	Total Attempts	Avg. by Set	
	1	2	MORTENSEN Dylan	3	3	2	8	0.75	
	1	6	HOBERN George	3	1	2	6	0.75	
	3	8	JOHNSON Pierce	1	3	-	4	0.25	
	3	12	IRELAND Craig	1	2	1	4	0.25	
	9	MOATE Johnathan	-	4	3	7			
	3	DIXON Reece	-	3	1	4			
	4	FRIESEN Seth	-	1	1	2			
	1	CRANSTON Blain	-	-	1	1			
	7	PEREIRA Jordan	-	-	-	-			
	13	TAYLOR Warren	-	-	-	-			
	15	HUTCHESON Zachary	-	-	-	-			
	16	METCALF Mason	-	-	-	-			
	Team Totals				8	17	11	36	2.00

Scoring Service	Rk	No.	Name	Aces	Faults	Serve Hits	Total Attempts	Avg. by Set	
	1	9	MOATE Johnathan	3	3	14	20	0.75	
	2	8	JOHNSON Pierce	2	4	10	16	0.50	
	2	2	MORTENSEN Dylan	2	6	6	14	0.50	
	3	DIXON Reece	-	1	8	9			
	6	HOBERN George	-	4	3	7			
	12	IRELAND Craig	-	4	2	6			
	15	HUTCHESON Zachary	-	1	2	3			
	4	FRIESEN Seth	-	-	2	2			
	1	CRANSTON Blain	-	-	1	1			
	7	PEREIRA Jordan	-	-	-	-			
	13	TAYLOR Warren	-	-	-	-			
	16	METCALF Mason	-	-	-	-			
	Team Totals				7	23	48	78	1.75

Team	Opponent Errors & Team Faults	60	-		



SAT 6 JUL 2019


Start Time 17:31 - End Time 19:17


Match Duration: 1h46


Match Statistics

P3

CAN - Canada

Non-Scoring Dig	Rk	No.	Name	Digs	Faults	Receptions	Total Attempts	Avg. by Set	
	1	7	PEREIRA Jordan	2	3	5	10	2.00	
	2	4	FRIESEN Seth	1	-	1	2	0.50	
	3	9	MOATE Johnathan	1	2	-	3	0.25	
		2	MORTENSEN Dylan	-	5	5	10		
		3	DIXON Reece	-	1	3	4		
		8	JOHNSON Pierce	-	1	3	4		
		6	HOBERN George	-	-	1	1		
		12	IRELAND Craig	-	1	-	1		
		1	CRANSTON Blain	-	-	-	-		
		13	TAYLOR Warren	-	-	-	-		
		15	HUTCHESON Zachary	-	-	-	-		
		16	METCALF Mason	-	-	-	-		
	Team Totals				4	13	18	35	1.00

Non-Scoring Set	Rk	No.	Name	Running Sets	Faults	Still Sets	Total Attempts	Avg. by Set	
	1	3	DIXON Reece	44	1	28	73	11.00	
	2	1	CRANSTON Blain	3	-	1	4	1.50	
	3	7	PEREIRA Jordan	1	-	3	4	1.00	
	4	12	IRELAND Craig	1	-	1	2	0.25	
	4	8	JOHNSON Pierce	1	-	-	1	0.25	
		2	MORTENSEN Dylan	-	-	-	-		
		4	FRIESEN Seth	-	-	-	-		
		6	HOBERN George	-	-	-	-		
		9	MOATE Johnathan	-	-	-	-		
		13	TAYLOR Warren	-	-	-	-		
		15	HUTCHESON Zachary	-	-	-	-		
		16	METCALF Mason	-	-	-	-		
	Team Totals				50	1	33	84	12.50

Non-Scoring Reception	Rk	No.	Name	Excellents	Faults	Serve Receptions	Total Attempts	Succ. %	
	1	6	HOBERN George	1	-	-	1	100.00	
	2	4	FRIESEN Seth	3	2	1	6	50.00	
	2	9	MOATE Johnathan	1	-	1	2	50.00	
	4	12	IRELAND Craig	8	1	10	19	42.11	
	5	7	PEREIRA Jordan	8	1	13	22	36.36	
	6	8	JOHNSON Pierce	8	2	15	25	32.00	
		15	HUTCHESON Zachary	-	-	1	1		
		1	CRANSTON Blain	-	-	-	-		
		2	MORTENSEN Dylan	-	-	-	-		
		3	DIXON Reece	-	-	-	-		
		13	TAYLOR Warren	-	-	-	-		
		16	METCALF Mason	-	-	-	-		
	Limit	25.00%							
	Team Totals				29	6	41	76	38.16



SAT 6 JUL 2019


Start Time 17:31 - End Time 19:17


Match Duration: 1h46


Match Statistics

P3

BRA - Brazil

Scoring Spike	Rk	No.	Name	Spikes	Faults	Shots	Total Attempts	Eff %	
	1	9	SILVA Luan	4	-	2	6	66.67	
	2	6	ALCANTARA Victor	16	4	3	23	52.17	
	3	1	TORELLI Cristiano	2	-	2	4	50.00	
	3	3	GROSSI Anderson	2	-	2	4	50.00	
	5	14	MARCARINI Raphael	4	1	5	10	30.00	
	6	10	VENTURA MACHADO Pablo Natan	13	6	5	24	29.17	
	7	13	MORALEZ Renan	4	2	2	8	25.00	
		2	SANTOS Matheus	-	-	-	-	-	
		4	SANTOS OLIVEIRA Cristiano	-	-	-	-	-	
		8	VITORIA Edgar	-	-	-	-	-	
		11	TIMBO Kaio Felipe	-	-	-	-	-	
		16	PEREIRA Dario	-	-	-	-	-	
	Limit								
	15.00%	Team Totals			45	13	21	79	40.51

Scoring Block	Rk	No.	Name	Kill Blocks	Faults	Rebounds	Total Attempts	Avg. by Set	
	1	13	MORALEZ Renan	3	11	6	20	0.75	
	2	14	MARCARINI Raphael	1	-	1	2	0.33	
	3	6	ALCANTARA Victor	1	3	2	6	0.25	
	3	10	VENTURA MACHADO Pablo Natan	1	-	2	3	0.25	
		3	GROSSI Anderson	-	4	5	9	-	
		1	TORELLI Cristiano	-	-	2	2	-	
		9	SILVA Luan	-	1	-	1	-	
		2	SANTOS Matheus	-	-	-	-	-	
		4	SANTOS OLIVEIRA Cristiano	-	-	-	-	-	
		8	VITORIA Edgar	-	-	-	-	-	
		11	TIMBO Kaio Felipe	-	-	-	-	-	
		16	PEREIRA Dario	-	-	-	-	-	
	Team Totals				6	19	18	43	1.50

Scoring Service	Rk	No.	Name	Aces	Faults	Serve Hits	Total Attempts	Avg. by Set	
	1	10	VENTURA MACHADO Pablo Natan	2	4	11	17	0.50	
	2	14	MARCARINI Raphael	1	2	4	7	0.33	
	3	1	TORELLI Cristiano	1	1	21	23	0.25	
	3	13	MORALEZ Renan	1	3	12	16	0.25	
	3	6	ALCANTARA Victor	1	2	11	14	0.25	
		3	GROSSI Anderson	-	2	7	9	-	
		9	SILVA Luan	-	2	4	6	-	
		2	SANTOS Matheus	-	-	-	-	-	
		4	SANTOS OLIVEIRA Cristiano	-	-	-	-	-	
		8	VITORIA Edgar	-	-	-	-	-	
		11	TIMBO Kaio Felipe	-	-	-	-	-	
		16	PEREIRA Dario	-	-	-	-	-	
	Team Totals				6	16	70	92	1.50

Team	Opponent Errors & Team Faults			
		70	-	



SAT 6 JUL 2019


Start Time 17:31 - End Time 19:17


Match Duration: 1h46


Match Statistics

P3

BRA - Brazil

Non-Scoring Dig	Rk	No.	Name	Digs	Faults	Receptions	Total Attempts	Avg. by Set	
	1	2	SANTOS Matheus	3	2	4	9	3.00	
	2	6	ALCANTARA Victor	3	2	4	9	0.75	
	3	10	VENTURA MACHADO Pablo Natan	1	3	2	6	0.25	
	8		VITORIA Edgar	1	-	-	1		
	14		MARCARINI Raphael	-	1	4	5		
	1		TORELLI Cristiano	-	-	4	4		
	9		SILVA Luan	-	2	1	3		
	13		MORALEZ Renan	-	2	1	3		
	3		GROSSI Anderson	-	-	1	1		
	4		SANTOS OLIVEIRA Cristiano	-	-	-	-		
	11		TIMBO Kaio Felipe	-	-	-	-		
	16		PEREIRA Dario	-	-	-	-		
	Team Totals				8	12	21	41	2.00

Non-Scoring Set	Rk	No.	Name	Running Sets	Faults	Still Sets	Total Attempts	Avg. by Set	
	1	1	TORELLI Cristiano	47	-	11	58	11.75	
	2	2	SANTOS Matheus	1	1	3	5	1.00	
	3	9	SILVA Luan	1	-	-	1	0.50	
	4	3	GROSSI Anderson	1	-	-	1	0.25	
	4	10	VENTURA MACHADO Pablo Natan	1	-	-	1	0.25	
	4	13	MORALEZ Renan	1	-	-	1	0.25	
	6		ALCANTARA Victor	-	-	1	1		
	4		SANTOS OLIVEIRA Cristiano	-	-	-	-		
	8		VITORIA Edgar	-	-	-	-		
	11		TIMBO Kaio Felipe	-	-	-	-		
	14		MARCARINI Raphael	-	-	-	-		
	16		PEREIRA Dario	-	-	-	-		
	Team Totals				52	1	15	68	13.00

Non-Scoring Reception	Rk	No.	Name	Excellents	Faults	Serve Receptions	Total Attempts	Succ. %	
	1	2	SANTOS Matheus	8	-	12	20	40.00	
	2	14	MARCARINI Raphael	6	5	7	18	33.33	
	3	9	SILVA Luan	2	2	6	10	20.00	
	4	10	VENTURA MACHADO Pablo Natan	1	-	5	6	16.67	
	1		TORELLI Cristiano	-	-	1	1		
	3		GROSSI Anderson	-	-	-	-		
	4		SANTOS OLIVEIRA Cristiano	-	-	-	-		
	6		ALCANTARA Victor	-	-	-	-		
	8		VITORIA Edgar	-	-	-	-		
	11		TIMBO Kaio Felipe	-	-	-	-		
	13		MORALEZ Renan	-	-	-	-		
	16		PEREIRA Dario	-	-	-	-		
	Limit	25.00%							
	Team Totals				17	7	31	55	30.91

LEGEND

Avg. Average

Eff. Efficiency

No. Shirt Number

Rk Rank

Suc Success %



SUN 7 JUL 2019
Start Time 12:00

Start List

IRI vs POL

P1

First Referee: CAREAGA (CHI)

Second Referee: WANG JUN (CHN)

IRI - Islamic Rep. of Iran

Shirt colour: Blue

No.	Name	Shirt Name	Pos.	Han.	Height	Weight	Highest Reach		Date of Birth	Tournament Totals				
							Spike cm	Block cm		Spike	Block	Serve	Total	%
2	MOUSAVIGARGARI Mirbabak		WS		1.93	85	320	305	8 APR 1997	12	0	0	12	28.57
4	HAMOODI Hamid		S		1.99	90	320	290	26 JUN 1995	0	0	0	0	0
5	RANJBARZEIDABADI Saeid		OS		2.00	85	350	320	1 MAY 1998	1	0	0	1	2.38
6	TAGHI ZADEH Rahman		MB		2.05	107	320	305	26 JUL 1995	1	6	0	7	16.67
7	KARKHANEH Ghasem (C)		WS		2.00	90	350	343	22 AUG 1994	10	2	0	12	28.57
9	ALLAH VERDIAN Sahand		MB		2.00	97	350	303	8 DEC 1995	2	1	0	3	7.14
10	HEIDARI Kiavash		OS		2.00	90	340	310	27 APR 1998	15	2	0	17	40.48
11	FARHADI Amirhassan		WS		2.02	88	350	340	4 FEB 1998	0	0	0	0	0
13	RAMEZANI Ali		S		2.02	97	330	310	5 MAY 1998	1	1	2	4	9.52
16	DALIRI Mohammad		L		1.88	84	315	305	1 FEB 1995	0	0	0	0	0
17	SHAHSAVAND Shayan		WS		1.92	82	340	305	7 APR 1997	0	0	0	0	0
20	EINISAMAREIN Taveb		MB		2.05	95	325	315	30 MAY 1997	7	3	0	10	23.81

Coach POUR AROJI Ali

Assistant MOGHDDAMMANESH Mehdi

Phase	Opponent	Sets	Points per Set
Preliminary - Group C	FRA	2 - 3	12 - 25, 19 - 25, 25 - 19, 27 - 25, 8 - 15

POL - Poland

Shirt colour: White

No.	Name	Shirt Name	Pos.	Han.	Height	Weight	Highest Reach		Date of Birth	Tournament Totals				
							Spike cm	Block cm		Spike	Block	Serve	Total	%
1	NOWAKOWSKI Jan		MB		2.02	103	0	0	17 MAY 1994	10	4	0	14	17.50
3	KEDZIERSKI Michal (C)		S		1.94	89	0	0	9 AUG 1994	0	0	0	0	0
4	KOZUB Lukasz		S		1.87	87	0	0	3 NOV 1997	1	2	1	4	5.00
6	LIPINSKI Bartlomiej		OS		2.01	105	0	0	16 NOV 1996	0	0	0	0	0
7	LEMANSKI Bartlomiej		MB		2.17	114	0	0	19 MAR 1996	12	3	0	15	18.75
8	GRUSZCZYNSKI Jędrzej		OS		1.86	86	0	0	13 NOV 1997	0	0	0	0	0
9	NIEMIEC Patryk		MB		2.02	90	0	0	18 FEB 1997	0	0	0	0	0
10	FILIPIAK Bartosz		WS		1.97	95	0	0	27 FEB 1994	18	0	2	20	25.00
11	SEMENIUK Kamil		OS		1.94	85	0	0	16 JUL 1996	14	2	4	20	25.00
13	MASLOWSKI Mateusz		L		1.85	80	0	0	13 JUN 1997	0	0	0	0	0
15	HALABA Pawel		OS		1.95	86	0	0	14 DEC 1995	16	4	1	21	26.25
18	DOMAGALA Damian		WS		1.99	90	0	0	23 APR 1998	0	0	0	0	0

Coach WOICKI Pawel

Assistant PLINSKI Daniel / SLOMKA Artur

Phase	Opponent	Sets	Points per Set
Preliminary - Group C	BRA	3 - 0	25 - 22, 25 - 11, 25 - 23
Preliminary - Group C	FRA	3 - 0	25 - 14, 25 - 22, 25 - 19

LEGEND

%	Percentage of total team score	(C)	Team Captain	BH	Both Handed	Han.	Handedness	L	Libero
LH	Left Handed	MB	Middle blocker	No.	Shirt Number	OS	Opposite hitter	Pos	Playing Position
PR	Preliminary	RH	Right Handed	S	Setter	WS	Outside hitter		



SUN 7 JUL 2019
Start Time 12:00 - End Time 13:33
Match Duration 1h33

Results

P2

IRI vs POL
0 3

Team	Sets	1	2	3	Total
IRI	0	19	21	21	61
POL	3	25	25	25	75
	Playing Time	26min	28min	30min	1h24

First Referee: CAREAGA (CHI)

Second Referee: WANG JUN (CHN)

IRI - Islamic Rep. of Iran								
No.	Name	Pos.	1	2	3	4	5	Pts
2	MOUSAVIGARGARI Mirbabak	WS	1	11	1			5
4	HAMOODI Hamid	S	10	10	6			1
5	RANJBARZEIDABADI Saeid	OS	13	13	3			6
6	TAGHI ZADEH Rahman	MB	5					2
7	KARKHANEH Ghasem (C)	WS	4		17			4
9	ALLAH VERDIAN Sahand	MB	2	2	2			7
10	HEIDARI Kiavash	OS	3	3				11
11	FARHADI Amirhassan	WS		1				1
13	RAMEZANI Ali	S	6	6				
16	DALIRI Mohammad	L	L	L	L			
17	SHAHSAVAND Shayan	WS	2	4	4			4
20	EINISAMAREIN Tayeb	MB		5	5			3

POL - Poland								
No.	Name	Pos.	1	2	3	4	5	Pts
1	NOWAKOWSKI Jan	MB	3	3				4
3	KEDZIERSKI Michal (C)	S						
4	KOZUB Lukasz	S	1	1	1			3
6	LIPINSKI Bartlomiej	OS			11			1
7	LEMANSKI Bartlomiej	MB	6	6	6			6
8	GRUSZCZYNSKI Jdrzej	OS			15			
9	NIEMIEC Patryk	MB	1	1	3			5
10	FILIPIAK Bartosz	WS	4	4	4			17
11	SEMENIUK Kamil	OS	2	2	2			11
13	MASLOWSKI Mateusz	L	L	L	L			
15	HALABA Pawel	OS	5	5	5			10
18	DOMAGALA Damian	WS						

Coach POUR AROJI Ali
Assistant Coach MOGHDDAMMANESH Mehdi

Coach WOICKI Pawel
Assistant Coach PLINSKI Daniel / SLOMKA Artur

TEAM AND PLAYER PERFORMANCES

Won	Total Atts	No.	Name	Scoring Skills	Won	Total Atts	No.	Name
34	71	Total	Team	Spike	48	91	Total	Team
9	13	10	HEIDARI Kiavash		16	29	10	FILIPIAK Bartosz
6	9	5	RANJBARZEIDABADI Saeid		9	18	15	HALABA Pawel
5	9	2	MOUSAVIGARGARI Mirbabak		8	18	11	SEMENIUK Kamil
7	36	Total	Team	Block	5	24	Total	Team
2	3	17	SHAHSAVAND Shayan		1	6	7	LEMANSKI Bartlomiej
2	8	9	ALLAH VERDIAN Sahand		1	2	11	SEMENIUK Kamil
1	1	7	KARKHANEH Ghasem		1	1	6	LIPINSKI Bartlomiej
3	62	Total	Team	Serve	4	73	Total	Team
2	10	10	HEIDARI Kiavash		2	17	11	SEMENIUK Kamil
1	13	9	ALLAH VERDIAN Sahand		1	14	15	HALABA Pawel
					1	9	9	NIEMIEC Patryk
37		Total	Team	Opp. Error	45		Total	Team
81	169	Total	Team	Total	102	188	Total	Team
11	24	10	HEIDARI Kiavash	Best Scorer	17	42	10	FILIPIAK Bartosz

LEGEND

(C)	Team Captain	n	Starting line-up where n= starting position on court	L	Substitute Libero
nn	Substitute where nn = shirt number of outgoing player	Atts	Attempts	L	Libero
MB	Middle blocker	No.	Shirt Number	Opp.	Opponent
OS	Opposite hitter	Pos	Playing Position	Pts	Points scored
S	Setter	WS	Outside hitter		



SUN 7 JUL 2019

Start Time 12:00 - End Time 13:33

Match Duration: 1h33

Match Statistics

P3

IRI vs POL


0 3


Team	Sets	1	2	3	Total
IRI	0	19	21	21	61
POL	3	25	25	25	75
	Playing Time	26min	28min	30min	1h24


First Referee: CAREAGA (CHI)

Second Referee: WANG JUN (CHN)

IRI - Islamic Rep. of Iran

Scoring Spike	Rk	No.	Name	Spikes	Faults	Shots	Total Attempts	Eff %	
	1	6	TAGHI ZADEH Rahman	2	-	-	2	100.00	
	2	10	HEIDARI Kiavash	9	2	2	13	53.85	
	3	5	RANJBARZEIDABADI Saeid	6	2	1	9	44.44	
	3	2	MOUSAVIGARGARI Mirbabak	5	1	3	9	44.44	
	5	9	ALLAH VERDIAN Sahand	4	1	4	9	33.33	
	6	7	KARKHANEH Ghasem	3	1	3	7	28.57	
	7	20	EINISAMAREIN Tayeb	2	1	2	5	20.00	
		17	SHAHSAVAND Shayan	2	2	7	11		
		11	FARHADI Amirhassan	1	1	2	4		
		4	HAMOODI Hamid	-	-	1	1		
		13	RAMEZANI Ali	-	-	1	1		
		16	DALIRI Mohammad	-	-	-	-		
	Limit								
	15.00%								
	Team Totals				34	11	26	71	32.39

Scoring Block	Rk	No.	Name	Kill Blocks	Faults	Rebounds	Total Attempts	Avg. by Set	
	1	9	ALLAH VERDIAN Sahand	2	2	4	8	0.67	
	1	17	SHAHSAVAND Shayan	2	1	-	3	0.67	
	3	20	EINISAMAREIN Tayeb	1	5	6	12	0.50	
	3	7	KARKHANEH Ghasem	1	-	-	1	0.50	
	5	4	HAMOODI Hamid	1	-	-	1	0.33	
		6	TAGHI ZADEH Rahman	-	2	2	4		
		2	MOUSAVIGARGARI Mirbabak	-	1	1	2		
		11	FARHADI Amirhassan	-	2	-	2		
		5	RANJBARZEIDABADI Saeid	-	1	-	1		
		10	HEIDARI Kiavash	-	-	1	1		
		13	RAMEZANI Ali	-	-	1	1		
		16	DALIRI Mohammad	-	-	-	-		
	Team Totals				7	14	15	36	2.33

Scoring Service	Rk	No.	Name	Aces	Faults	Serve Hits	Total Attempts	Avg. by Set	
	1	10	HEIDARI Kiavash	2	1	7	10	1.00	
	2	9	ALLAH VERDIAN Sahand	1	-	12	13	0.33	
		2	MOUSAVIGARGARI Mirbabak	-	1	6	7		
		17	SHAHSAVAND Shayan	-	-	7	7		
		13	RAMEZANI Ali	-	1	4	5		
		20	EINISAMAREIN Tayeb	-	-	5	5		
		6	TAGHI ZADEH Rahman	-	1	3	4		
		4	HAMOODI Hamid	-	-	3	3		
		7	KARKHANEH Ghasem	-	2	1	3		
		11	FARHADI Amirhassan	-	1	2	3		
		5	RANJBARZEIDABADI Saeid	-	-	2	2		
		16	DALIRI Mohammad	-	-	-	-		
	Team Totals				3	7	52	62	1.00

Team	Opponent Errors & Team Faults	37	-		
------	-------------------------------	----	---	--	--



SUN 7 JUL 2019


Start Time 12:00 - End Time 13:33


Match Duration: 1h33


Match Statistics

P3

IRI - Islamic Rep. of Iran

Non-Scoring Dig	Rk	No.	Name	Digs	Faults	Receptions	Total Attempts	Avg. by Set
		2	MOUSAVIGARGARI Mirbabak	-	3	3	6	
		16	DALIRI Mohammad	-	1	3	4	
		17	SHAHSAVAND Shayan	-	1	3	4	
		20	EINISAMAREIN Tayeb	-	3	-	3	
		4	HAMOODI Hamid	-	1	1	2	
		9	ALLAH VERDIAN Sahand	-	-	2	2	
		10	HEIDARI Kiavash	-	-	1	1	
		11	FARHADI Amirhassan	-	1	-	1	
		13	RAMEZANI Ali	-	-	1	1	
		5	RANJBARZEIDABADI Saeid	-	-	-	-	
		6	TAGHI ZADEH Rahman	-	-	-	-	
		7	KARKHANEH Ghasem	-	-	-	-	
	Team Totals				-	10	14	24

Non-Scoring Set	Rk	No.	Name	Running Sets	Faults	Still Sets	Total Attempts	Avg. by Set
		13	RAMEZANI Ali	-	3	-	3	
		5	RANJBARZEIDABADI Saeid	-	1	-	1	
		2	MOUSAVIGARGARI Mirbabak	-	-	-	-	
		4	HAMOODI Hamid	-	-	-	-	
		6	TAGHI ZADEH Rahman	-	-	-	-	
		7	KARKHANEH Ghasem	-	-	-	-	
		9	ALLAH VERDIAN Sahand	-	-	-	-	
		10	HEIDARI Kiavash	-	-	-	-	
		11	FARHADI Amirhassan	-	-	-	-	
		16	DALIRI Mohammad	-	-	-	-	
		17	SHAHSAVAND Shayan	-	-	-	-	
		20	EINISAMAREIN Tayeb	-	-	-	-	
	Team Totals				-	4	-	4

Non-Scoring Reception	Rk	No.	Name	Excellents	Faults	Serve Receptions	Total Attempts	Succ. %
	1	9	ALLAH VERDIAN Sahand	1	-	-	1	100.00
	2	17	SHAHSAVAND Shayan	9	1	7	17	52.94
	3	2	MOUSAVIGARGARI Mirbabak	10	1	10	21	47.62
	4	16	DALIRI Mohammad	6	1	6	13	46.15
	5	11	FARHADI Amirhassan	1	1	1	3	33.33
	6	7	KARKHANEH Ghasem	1	-	4	5	20.00
		4	HAMOODI Hamid	-	-	1	1	
		5	RANJBARZEIDABADI Saeid	-	-	-	-	
		6	TAGHI ZADEH Rahman	-	-	-	-	
		10	HEIDARI Kiavash	-	-	-	-	
		13	RAMEZANI Ali	-	-	-	-	
		20	EINISAMAREIN Tayeb	-	-	-	-	
	Limit							
25.00%	Team Totals			28	4	29	61	45.90



SUN 7 JUL 2019


Start Time 12:00 - End Time 13:33


Match Duration: 1h33


Match Statistics

P3

POL - Poland

Scoring Spike	Rk	No.	Name	Spikes	Faults	Shots	Total Attempts	Eff %
	1	4	KOZUB Lukasz	3	-	-	3	100.00
	2	9	NIEMIEC Patryk	3	-	3	6	50.00
	3	10	FILIPIAK Bartosz	16	3	10	29	44.83
	4	1	NOWAKOWSKI Jan	4	1	2	7	42.86
	5	11	SEMENIUK Kamil	8	1	9	18	38.89
	6	15	HALABA Pawel	9	3	6	18	33.33
	6	7	LEMANSKI Bartlomiej	5	2	2	9	33.33
		6	LIPINSKI Bartlomiej	-	-	1	1	-
		3	KEDZIERSKI Michal	-	-	-	-	-
		8	GRUSZCZYNSKI Jędrzej	-	-	-	-	-
		13	MASLOWSKI Mateusz	-	-	-	-	-
		18	DOMAGALA Damian	-	-	-	-	-
	Limit							
15.00%	Team Totals			48	10	33	91	41.76

Scoring Block	Rk	No.	Name	Kill Blocks	Faults	Rebounds	Total Attempts	Avg. by Set
	1	6	LIPINSKI Bartlomiej	1	-	-	1	1.00
	2	7	LEMANSKI Bartlomiej	1	4	1	6	0.33
	2	10	FILIPIAK Bartosz	1	3	-	4	0.33
	2	9	NIEMIEC Patryk	1	1	-	2	0.33
	2	11	SEMENIUK Kamil	1	-	1	2	0.33
		1	NOWAKOWSKI Jan	-	3	2	5	-
		4	KOZUB Lukasz	-	-	2	2	-
		15	HALABA Pawel	-	-	2	2	-
		3	KEDZIERSKI Michal	-	-	-	-	-
		8	GRUSZCZYNSKI Jędrzej	-	-	-	-	-
		13	MASLOWSKI Mateusz	-	-	-	-	-
		18	DOMAGALA Damian	-	-	-	-	-
	Team Totals				5	11	8	24

Scoring Service	Rk	No.	Name	Aces	Faults	Serve Hits	Total Attempts	Avg. by Set
	1	11	SEMENIUK Kamil	2	2	13	17	0.67
	2	15	HALABA Pawel	1	1	12	14	0.33
	2	9	NIEMIEC Patryk	1	2	6	9	0.33
		4	KOZUB Lukasz	-	1	12	13	-
		10	FILIPIAK Bartosz	-	4	5	9	-
		7	LEMANSKI Bartlomiej	-	2	6	8	-
		1	NOWAKOWSKI Jan	-	-	3	3	-
		3	KEDZIERSKI Michal	-	-	-	-	-
		6	LIPINSKI Bartlomiej	-	-	-	-	-
		8	GRUSZCZYNSKI Jędrzej	-	-	-	-	-
		13	MASLOWSKI Mateusz	-	-	-	-	-
		18	DOMAGALA Damian	-	-	-	-	-
	Team Totals				4	12	57	73

Team	Opponent Errors & Team Faults			
		45	-	



SUN 7 JUL 2019


Start Time 12:00 - End Time 13:33


Match Duration: 1h33


Match Statistics

P3

POL - Poland

Non-Scoring Dig	Rk	No.	Name	Digs	Faults	Receptions	Total Attempts	Avg. by Set
		4	KOZUB Lukasz	-	2	4	6	
		15	HALABA Pawel	-	-	6	6	
		10	FILIPIAK Bartosz	-	2	3	5	
		13	MASLOWSKI Mateusz	-	1	4	5	
		11	SEMENIUK Kamil	-	-	4	4	
		7	LEMANSKI Bartlomiej	-	1	-	1	
		1	NOWAKOWSKI Jan	-	-	-	-	
		3	KEDZIERSKI Michal	-	-	-	-	
		6	LIPINSKI Bartlomiej	-	-	-	-	
		8	GRUSZCZYNSKI Jędrzej	-	-	-	-	
		9	NIEMIEC Patryk	-	-	-	-	
		18	DOMAGALA Damian	-	-	-	-	
	Team Totals				-	6	21	27

Non-Scoring Set	Rk	No.	Name	Running Sets	Faults	Still Sets	Total Attempts	Avg. by Set
		4	KOZUB Lukasz	-	2	-	2	
		1	NOWAKOWSKI Jan	-	-	-	-	
		3	KEDZIERSKI Michal	-	-	-	-	
		6	LIPINSKI Bartlomiej	-	-	-	-	
		7	LEMANSKI Bartlomiej	-	-	-	-	
		8	GRUSZCZYNSKI Jędrzej	-	-	-	-	
		9	NIEMIEC Patryk	-	-	-	-	
		10	FILIPIAK Bartosz	-	-	-	-	
		11	SEMENIUK Kamil	-	-	-	-	
		13	MASLOWSKI Mateusz	-	-	-	-	
		15	HALABA Pawel	-	-	-	-	
		18	DOMAGALA Damian	-	-	-	-	
	Team Totals				-	2	-	2

Non-Scoring Reception	Rk	No.	Name	Excellents	Faults	Serve Receptions	Total Attempts	Succ. %
	1	7	LEMANSKI Bartlomiej	1	-	-	1	100.00
	2	11	SEMENIUK Kamil	9	-	4	13	69.23
	3	6	LIPINSKI Bartlomiej	2	-	2	4	50.00
	3	8	GRUSZCZYNSKI Jędrzej	1	-	1	2	50.00
	5	15	HALABA Pawel	9	2	14	25	36.00
	6	13	MASLOWSKI Mateusz	2	1	6	9	22.22
		9	NIEMIEC Patryk	-	-	1	1	
		1	NOWAKOWSKI Jan	-	-	-	-	
		3	KEDZIERSKI Michal	-	-	-	-	
		4	KOZUB Lukasz	-	-	-	-	
		10	FILIPIAK Bartosz	-	-	-	-	
		18	DOMAGALA Damian	-	-	-	-	
	Limit							
25.00%	Team Totals			24	3	28	55	43.64

LEGEND

Avg. Average

Eff. Efficiency

No. Shirt Number

Rk Rank

Succ Success %



SUN 7 JUL 2019
Start Time 14:30

Start List

FRA vs CAN

P1

First Refere CHOI (KOR)

Second Refere ASAI (JAM)

FRA - France

Shirt colour Blue

No.	Name	Shirt Name	Pos.	Han.	Height	Weight	Highest Reac		Date of Birth	Tournament Totals				
							Spike cm	Block cm		Spik	Bloc	Serv	Total	%
1	WALGENWITZ Dimitri		S		1.79	78	0	0	11 APR 1994	0	0	0	0	0
2	CAPET Maxime		OS		2.01	85	0	0	24 OCT 199	1	0	2	3	4.23
3	BASIC Luka (C)		MB		2.00	84	0	0	29 JAN 1995	11	1	1	13	18.31
4	KABA Kevin		MB		2.03	94	0	0	8 JUN 1994	8	2	0	10	14.08
5	MEYER Leo		S		1.95	85	0	0	25 JAN 1997	6	2	1	9	12.68
6	RODRIGUEZ Kevin		MB		2.02	95	0	0	13 NOV 199	7	3	3	13	18.31
7	PREVERT Gildas		MB		2.02	90	0	0	15 JUN 1996	1	1	0	2	2.82
8	DEROUILLO Pierre		WS		1.97	88	0	0	6 JUN 1999	11	0	1	12	16.90
9	CARLE Timothee		WS		1.98	89	0	0	30 NOV 199	30	0	4	34	47.89
10	THORAL Thibault		WS		1.91	86	0	0	3 JAN 1997	2	0	0	2	2.82
11	DIEZ Benjamin		L		1.84	75	0	0	4 APR 1998	0	0	0	0	0
12	WINKELMULLER Julien		OS		1.98	80	0	0	31 JUL 1994	21	2	1	24	33.80

Coac LE MARREC Loic

Assista BELMADI Slimane / ROLAND Dominique

Phase	Opponent	Sets	Points per Set
Preliminary - Group	IRI	3 - 2	25 - 12, 25 - 19, 19 - 25, 25 - 27.
Preliminary - Group	POL	0 - 3	14 - 25, 22 - 25, 19 - 25

CAN - Canada

Shirt colour White

No.	Name	Shirt Name	Pos.	Han.	Height	Weight	Highest Reac		Date of Birth	Tournament Totals				
							Spike cm	Block cm		Spik	Bloc	Serv	Total	%
1	CRANSTON Blain		S		1.97	78	352	324	13 APR 1995	0	0	0	0	0
2	MORTENSEN Dylan		WS		1.99	90	361	335	30 OCT 199	15	3	2	20	285.71
3	DIXON Reece		S		1.88	75	339	320	21 JUN 1997	1	0	0	1	14.29
4	FRIESEN Seth		WS		2.03	107	358	335	28 MAR 199	7	0	0	7	100.00
6	HOBERN George (C)		MB		2.03	108	356	337	9 DEC 1996	1	3	0	4	57.14
7	PEREIRA Jordan		L		1.85	80	335	301	8 MAR 1998	0	0	0	0	0
8	JOHNSON Pierce		OS		1.93	87	352	322	11 JUL 1998	5	1	2	8	114.29
9	MOATE Johnathan		MB		2.03	98	360	339	3 OCT 1996	4	0	3	7	100.00
12	IRELAND Craig		OS		1.95	85	351	328	22 OCT 199	5	1	0	6	85.71
13	TAYLOR Warren		MB		1.99	97	354	325	2 MAR 1995	0	0	0	0	0
15	HUTCHESON Zachary		WS		1.93	93	344	320	17 SEP 1997	0	0	0	0	0
16	METCALF Mason	METCALF	MB		1.96	90	340	320	9 AUG 1997	0	0	0	0	0

Coac POUR AROJI Ali

Assista WILSON Grant / GRAVELLE James

Phase	Opponent	Sets	Points per Set
Preliminary - Group	BRA	1 - 3	13 - 25, 25 - 18, 21 - 25, 18 - 25

LEGEND

% Percentage of total team s (C) Team Captain
 LH Left Handed MB Middle blocker BH Both Handed
 PR Preliminary RH Right Handed No. Shirt Number
 OS Opposite hitter L Libero
 WS Outside hitter Pos Playing Position



SUN 7 JUL 2019
Start Time 14:30 - End Time 16:18
Match Duration 1h47

Results
P2

FRA vs CAN
3 1

Team	Sets	1	2	3	4	Total
FRA	3	25	25	25	25	100
CAN	1	18	27	17	20	82
	Playing Time	22min	29min	23min	24min	1h38

First Refere CHOI (KOR)

Second Refere ASAI (JPN)

FRA - France								
No.	Name	Pos	1	2	3	4	5	Pts
1	WALGENWITZ Dimitri	S	6	6	6	6		3
2	CAPET Maxime	OS						
3	BASIC Luka (C)	MB						
4	KABA Kevin	MB						
5	MEYER Leo	S						
6	RODRIGUEZ Kevin	MB	2	2	2	2		9
7	PREVERT Gildas	MB	5	5	5	5		5
8	DEROUILLO Pierre	WS	1	1	1	1		7
9	CARLE Timothee	WS	4	4	4	4		14
10	THORAL Thibault	WS		7	7			
11	DIEZ Benjamin	L	L	L	L	L		
12	WINKELMULLER Julien	OS	3	3	3	3		23

CAN - Canada								
No.	Name	Pos	1	2	3	4	5	Pts
1	CRANSTON Blain	S		3	2	5		1
2	MORTENSEN Dylan	WS	5	6	5	2		6
3	DIXON Reece	S	2	3		2		1
4	FRIESEN Seth	WS						
6	HOBERN George (C)	MB	1	2	1			3
7	PEREIRA Jordan	L	L	L	L	L		
8	JOHNSON Pierce	OS	3	4	3	6		12
9	MOATE Johnathan	MB	4	5	4	1		10
12	IRELAND Craig	OS	6		15	3		9
13	TAYLOR Warren	MB						
15	HUTCHESON Zachary	WS		1	6			5
16	METCALF Mason	MB			6	4		2

Coach LE MARREC Loic
Assistant Coach BELMADI Slimane / ROLAND Dominique

Coach POUR AROJI Ali
Assistant Coach WILSON Grant / GRAVELLE James

TEAM AND PLAYER PERFORMANCES

Won	Total Atts	No. Name	Scoring Skills	Won	Total Atts	No. Name
49	89	Total Team	Spike	36	106	Total Team
21	33	12 WINKELMULLER Julien		9	20	12 IRELAND Craig
13	25	9 CARLE Timothee		9	28	8 JOHNSON Pierce
7	17	8 DEROUILLO Pierre		5	12	9 MOATE Johnathan
7	39	Total Team	Block	9	41	Total Team
3	10	6 RODRIGUEZ Kevin		4	11	9 MOATE Johnathan
3	19	7 PREVERT Gildas		3	10	8 JOHNSON Pierce
1	3	1 WALGENWITZ Dimitri		1	1	1 CRANSTON Blain
5	99	Total Team	Serve	4	83	Total Team
2	18	12 WINKELMULLER Julien		1	6	16 METCALF Mason
1	19	6 RODRIGUEZ Kevin		1	12	9 MOATE Johnathan
1	20	9 CARLE Timothee		1	12	2 MORTENSEN Dylan
74		Total Team	Opp. Error	57		Total Team
135	227	Total Team	Total	106	230	Total Team
23	53	12 WINKELMULLER Julien	Best Scorer	12	50	8 JOHNSON Pierce

LEGEND

(C) Team Captain
nn Substitute where nn = shirt number of outgoing player
MB Middle blocker
OS Opposite hitter
S Setter
n Starting line-up where n= starting position on court
Atts Attempts
No. Shirt Number
Pos Playing Position
WS Outside hitter
L Substitute Libero
L Libero
Opp Opponent
Pts Points scored



SUN 7 JUL 2019

Start Time 14:30 - End Time 16:18

Match Duration: 1h47

Match Statistics

P3


FRA vs CAN
3 1


Team	Sets	1	2	3	4	Total
FRA	3	25	25	25	25	100
CAN	1	18	27	17	20	82
	Playing Time	22min	29min	23min	24min	1h38


First Refere CHOI (KOR)

Second Refere ASAI (JPN)

FRA - France

Scoring Spike	Rk	No.	Name	Spikes	Faults	Shots	Total Attempts	Eff %
	1	6	RODRIGUEZ Kevin	5	-	2	7	71.43
	2	1	WALGENWITZ Dimitri	1	-	1	2	50.00
	3	12	WINKELMULLER Julien	21	5	7	33	48.48
	4	9	CARLE Timothee	13	4	8	25	36.00
	5	7	PREVERT Gildas	2	1	2	5	20.00
	6	8	DEROUILLOON Pierre	7	4	6	17	17.65
		2	CAPET Maxime	-	-	-	-	-
		3	BASIC Luka	-	-	-	-	-
		4	KABA Kevin	-	-	-	-	-
		5	MEYER Leo	-	-	-	-	-
		10	THORAL Thibault	-	-	-	-	-
Limit	11	DIEZ Benjamin	-	-	-	-	-	
15.00%	Team Totals			49	14	26	89	39.33

Scoring Block	Rk	No.	Name	Kill Blocks	Faults	Rebounds	Total Attempts	Avg. by Set
	1	7	PREVERT Gildas	3	5	11	19	0.75
	1	6	RODRIGUEZ Kevin	3	5	2	10	0.75
	3	1	WALGENWITZ Dimitri	1	2	-	3	0.25
		9	CARLE Timothee	-	1	3	4	-
		12	WINKELMULLER Julien	-	-	2	2	-
		8	DEROUILLOON Pierre	-	-	1	1	-
		2	CAPET Maxime	-	-	-	-	-
		3	BASIC Luka	-	-	-	-	-
		4	KABA Kevin	-	-	-	-	-
		5	MEYER Leo	-	-	-	-	-
		10	THORAL Thibault	-	-	-	-	-
	11	DIEZ Benjamin	-	-	-	-	-	
	Team Totals			7	13	19	39	1.75

Scoring Service	Rk	No.	Name	Aces	Faults	Serve Hits	Total Attempts	Avg. by Set
	1	12	WINKELMULLER Julien	2	3	13	18	0.50
	2	9	CARLE Timothee	1	7	12	20	0.25
	2	6	RODRIGUEZ Kevin	1	1	17	19	0.25
	2	1	WALGENWITZ Dimitri	1	3	10	14	0.25
		8	DEROUILLOON Pierre	-	5	13	18	-
		7	PREVERT Gildas	-	3	5	8	-
		10	THORAL Thibault	-	1	1	2	-
		2	CAPET Maxime	-	-	-	-	-
		3	BASIC Luka	-	-	-	-	-
		4	KABA Kevin	-	-	-	-	-
		5	MEYER Leo	-	-	-	-	-
	11	DIEZ Benjamin	-	-	-	-	-	
	Team Totals			5	23	71	99	1.25

Team	Opponent Errors & Team Faults	74	-		
------	-------------------------------	----	---	--	--



SUN 7 JUL 2019


Start Time 14:30 - End Time 16:18


Match Duration: 1h47


Match Statistics

P3

FRA - France

Non-Scoring Dig	Rk	No.	Name	Digs	Faults	Receptions	Total Attempts	Avg. by Set
	1	11	DIEZ Benjamin	5	2	4	11	5.00
	2	8	DEROILLON Pierre	2	2	5	9	0.50
	2	1	WALGENWITZ Dimitri	2	1	5	8	0.50
	2	7	PREVERT Gildas	2	1	5	8	0.50
	2	9	CARLE Timothee	2	-	5	7	0.50
		12	WINKELMULLER Julien	-	3	6	9	
		2	CAPET Maxime	-	-	-	-	
		3	BASIC Luka	-	-	-	-	
		4	KABA Kevin	-	-	-	-	
		5	MEYER Leo	-	-	-	-	
	6	RODRIGUEZ Kevin	-	-	-	-		
	10	THORAL Thibault	-	-	-	-		
Team Totals				13	9	30	52	3.25

Non-Scoring Set	Rk	No.	Name	Running Sets	Faults	Still Sets	Total Attempts	Avg. by Set
	1	1	WALGENWITZ Dimitri	55	3	19	77	13.75
	2	11	DIEZ Benjamin	2	-	2	4	2.00
	3	12	WINKELMULLER Julien	1	-	2	3	0.25
	3	6	RODRIGUEZ Kevin	1	-	1	2	0.25
	3	7	PREVERT Gildas	1	-	1	2	0.25
		2	CAPET Maxime	-	-	-	-	
		3	BASIC Luka	-	-	-	-	
		4	KABA Kevin	-	-	-	-	
		5	MEYER Leo	-	-	-	-	
		8	DEROILLON Pierre	-	-	-	-	
	9	CARLE Timothee	-	-	-	-		
	10	THORAL Thibault	-	-	-	-		
Team Totals				60	3	25	88	15.00

Non-Scoring Reception	Rk	No.	Name	Excellents	Faults	Serve Receptions	Total Attempts	Succ. %
	1	8	DEROILLON Pierre	6	1	8	15	40.00
	2	9	CARLE Timothee	8	3	13	24	33.33
	2	11	DIEZ Benjamin	7	-	14	21	33.33
		1	WALGENWITZ Dimitri	-	-	1	1	
		2	CAPET Maxime	-	-	-	-	
		3	BASIC Luka	-	-	-	-	
		4	KABA Kevin	-	-	-	-	
		5	MEYER Leo	-	-	-	-	
		6	RODRIGUEZ Kevin	-	-	-	-	
		7	PREVERT Gildas	-	-	-	-	
		10	THORAL Thibault	-	-	-	-	
		12	WINKELMULLER Julien	-	-	-	-	
Limit								
25.00%	Team Totals			21	4	36	61	34.43



SUN 7 JUL 2019


Start Time 14:30 - End Time 16:18


Match Duration: 1h47


Match Statistics

P3

CAN - Canada

Scoring Spike	Rk	No.	Name	Spikes	Faults	Shots	Total Attempts	Eff %
	1	9	MOATE Johnathan	5	-	7	12	41.67
	2	15	HUTCHESON Zachary	4	2	-	6	33.33
	3	12	IRELAND Craig	9	5	6	20	20.00
	3	6	HOBERN George	3	1	6	10	20.00
	5	8	JOHNSON Pierce	9	4	15	28	17.86
		2	MORTENSEN Dylan	5	7	11	23	
		16	METCALF Mason	1	1	3	5	
		1	CRANSTON Blain	-	1	-	1	
		3	DIXON Reece	-	-	1	1	
		4	FRIESEN Seth	-	-	-	-	
		7	PEREIRA Jordan	-	-	-	-	
		13	TAYLOR Warren	-	-	-	-	
	Limit							
15.00%	Team Totals			36	21	49	106	

Scoring Block	Rk	No.	Name	Kill Blocks	Faults	Rebounds	Total Attempts	Avg. by Set
	1	9	MOATE Johnathan	4	4	3	11	1.00
	2	8	JOHNSON Pierce	3	5	2	10	0.75
	3	15	HUTCHESON Zachary	1	-	-	1	0.50
	4	1	CRANSTON Blain	1	-	-	1	0.33
		6	HOBERN George	-	3	3	6	
		2	MORTENSEN Dylan	-	4	1	5	
		16	METCALF Mason	-	2	2	4	
		12	IRELAND Craig	-	2	-	2	
		3	DIXON Reece	-	1	-	1	
		4	FRIESEN Seth	-	-	-	-	
		7	PEREIRA Jordan	-	-	-	-	
		13	TAYLOR Warren	-	-	-	-	
	Team Totals				9	21	11	41

Scoring Service	Rk	No.	Name	Aces	Faults	Serve Hits	Total Attempts	Avg. by Set
	1	16	METCALF Mason	1	1	4	6	0.50
	2	3	DIXON Reece	1	1	4	6	0.33
	3	2	MORTENSEN Dylan	1	5	6	12	0.25
	3	9	MOATE Johnathan	1	1	10	12	0.25
		8	JOHNSON Pierce	-	4	8	12	
		1	CRANSTON Blain	-	3	8	11	
		6	HOBERN George	-	1	9	10	
		12	IRELAND Craig	-	2	6	8	
		15	HUTCHESON Zachary	-	4	2	6	
		4	FRIESEN Seth	-	-	-	-	
		7	PEREIRA Jordan	-	-	-	-	
		13	TAYLOR Warren	-	-	-	-	
	Team Totals				4	22	57	83

Team	Opponent Errors & Team Faults	57	-		
-------------	--	-----------	----------	--	--



SUN 7 JUL 2019


Start Time 14:30 - End Time 16:18


Match Duration: 1h47


Match Statistics

P3

CAN - Canada

Non-Scoring Dig	Rk	No.	Name	Digs	Faults	Receptions	Total Attempts	Avg. by Set
	1	7	PEREIRA Jordan	4	2	4	10	4.00
	2	16	METCALF Mason	1	-	1	2	0.50
	3	3	DIXON Reece	1	1	2	4	0.33
	3	12	IRELAND Craig	1	-	2	3	0.33
		2	MORTENSEN Dylan	-	3	5	8	
		1	CRANSTON Blain	-	3	2	5	
		8	JOHNSON Pierce	-	2	1	3	
		6	HOBERN George	-	-	2	2	
		15	HUTCHESON Zachary	-	-	2	2	
		9	MOATE Johnathan	-	-	1	1	
		4	FRIESEN Seth	-	-	-	-	
		13	TAYLOR Warren	-	-	-	-	
	Team Totals				7	11	22	40

Non-Scoring Set	Rk	No.	Name	Running Sets	Faults	Still Sets	Total Attempts	Avg. by Set
	1	1	CRANSTON Blain	33	1	23	57	11.00
	2	3	DIXON Reece	17	-	6	23	5.67
	3	7	PEREIRA Jordan	1	-	4	5	1.00
	4	12	IRELAND Craig	1	-	3	4	0.33
	5	8	JOHNSON Pierce	1	-	2	3	0.25
		2	MORTENSEN Dylan	-	-	1	1	
		9	MOATE Johnathan	-	-	1	1	
		15	HUTCHESON Zachary	-	-	1	1	
		4	FRIESEN Seth	-	-	-	-	
		6	HOBERN George	-	-	-	-	
		13	TAYLOR Warren	-	-	-	-	
		16	METCALF Mason	-	-	-	-	
	Team Totals				53	1	41	95

Non-Scoring Reception	Rk	No.	Name	Excellents	Faults	Serve Receptions	Total Attempts	Succ. %	
	1	9	MOATE Johnathan	2	-	-	2	100.00	
	2	12	IRELAND Craig	8	-	5	13	61.54	
	3	7	PEREIRA Jordan	11	1	7	19	57.89	
	4	6	HOBERN George	1	-	1	2	50.00	
	5	15	HUTCHESON Zachary	6	1	7	14	42.86	
		8	JOHNSON Pierce	2	3	21	26		
		1	CRANSTON Blain	-	-	-	-		
		2	MORTENSEN Dylan	-	-	-	-		
		3	DIXON Reece	-	-	-	-		
		4	FRIESEN Seth	-	-	-	-		
		13	TAYLOR Warren	-	-	-	-		
		16	METCALF Mason	-	-	-	-		
	Limit								
	25.00%				30	5	41	76	39.47

LEGEND

Avg. Average

Eff. Efficiency

No. Shirt Number

Rk Rank

Suc Success %



MON 8 JUL 2019

Start List

Start Time 12:00

BRA vs FRA

P1

First Refere ASAI (JPN)

Second Refere HSU (TPE)

BRA - Brazil

Shirt colour Blue

No.	Name	Shirt Name	Pos.	Han.	Height	Weight	Highest Reac		Date of Birth	Tournament Totals				
							Spike cm	Block cm		Spik	Bloc	Serv	Total	%
1	TORELLI Cristiano		S		1.93	83	0	0	29 OCT 199	2	1	1	4	8.51
2	SANTOS Matheus		L		1.81	90	0	0	27 OCT 199	0	0	0	0	0
3	GROSSI Anderson (C)		MB		2.04	98	0	0	31 MAY 199	6	1	0	7	14.89
4	SANTOS OLIVEIRA Cristian		WS		1.88	94	0	0	23 OCT 199	2	0	0	2	4.26
6	ALCANTARA Victor		MB		1.92	90	0	0	21 MAR 199	20	2	1	23	48.94
8	VITORIA Edgar		S		1.84	76	0	0	10 JAN 1996	0	0	0	0	0
9	SILVA Luan		WS		1.93	94	0	0	20 OCT 199	8	0	0	8	17.02
10	VENTURA MACHADO Pablo		WS		1.95	97	0	0	29 APR 1998	24	2	5	31	65.96
11	TIMBO Kaio Felipe		MB		2.01	103	0	0	30 JUN 1997	0	0	0	0	0
13	MORALEZ Renan		MB		1.99	103	0	0	3 JAN 1994	12	6	2	20	42.55
14	MARCARINI Raphael		WS		2.03	99	0	0	12 JAN 1997	4	1	1	6	12.77
16	PEREIRA Dario		OS		1.98	74	0	0	15 JAN 1997	0	0	0	0	0

Coac THIESEN Flavio

Assista THIESEN Marcelo / MAUES Rodrigo

Phase	Opponent	Sets	Points per Set
Preliminary - Group	POL	0 - 3	22 - 25, 11 - 25, 23 - 25
Preliminary - Group	CAN	3 - 1	25 - 13, 18 - 25, 25 - 21, 25 - 18

FRA - France

Shirt colour White

No.	Name	Shirt Name	Pos.	Han.	Height	Weight	Highest Reac		Date of Birth	Tournament Totals				
							Spike cm	Block cm		Spik	Bloc	Serv	Total	%
1	WALGENWITZ Dimitri		S		1.79	78	0	0	11 APR 1994	1	1	1	3	2.63
2	CAPET Maxime		OS		2.01	85	0	0	24 OCT 199	1	0	2	3	2.63
3	BASIC Luka (C)		MB		2.00	84	0	0	29 JAN 1995	11	1	1	13	11.40
4	KABA Kevin		MB		2.03	94	0	0	8 JUN 1994	8	2	0	10	8.77
5	MEYER Leo		S		1.95	85	0	0	25 JAN 1997	6	2	1	9	7.89
6	RODRIGUEZ Kevin		MB		2.02	95	0	0	13 NOV 199	12	6	4	22	19.30
7	PREVERT Gildas		MB		2.02	90	0	0	15 JUN 1996	3	4	0	7	6.14
8	DEROUILLON Pierre		WS		1.97	88	0	0	6 JUN 1999	18	0	1	19	16.67
9	CARLE Timothee		WS		1.98	89	0	0	30 NOV 199	43	0	5	48	42.11
10	THORAL Thibault		WS		1.91	86	0	0	3 JAN 1997	2	0	0	2	1.75
11	DIEZ Benjamin		L		1.84	75	0	0	4 APR 1998	0	0	0	0	0
12	WINKELMULLER Julien		OS		1.98	80	0	0	31 JUL 1994	42	2	3	47	41.23

Coac LE MARREC Loic

Assista BELMADI Slimane / ROLAND Dominique

Phase	Opponent	Sets	Points per Set
Preliminary - Group	IRI	3 - 2	25 - 12, 25 - 19, 19 - 25, 25 - 27
Preliminary - Group	POL	0 - 3	14 - 25, 22 - 25, 19 - 25
Preliminary - Group	CAN	3 - 1	25 - 18, 25 - 27, 25 - 17, 25 - 20

LEGEND

% Percentage of total team s (C) Team Captain
 LH Left Handed MB Middle blocker BH Both Handed
 PR Preliminary RH Right Handed No. Shirt Number
 S Setter OS Opposite hitter
 Han Handedness L Libero
 Pos Playing Position
 WS Outside hitter



MON 8 JUL 2019
Start Time 12:00 - End Time 13:54
Match Duration 1h54

Results
P2

BRA vs FRA
1 3

Team	Sets	1	2	3	4	Total
BRA	1	21	18	25	22	86
FRA	3	25	25	21	25	96
	Playing Time	25min	24min	26min	27min	1h44

First Refere ASAI (JPN)

Second Refere HSU (TPE)

BRA - Brazil								
No.	Name	Pos	1	2	3	4	5	Pts
1	TORELLI Cristiano	S	2	6		8		
2	SANTOS Matheus	L	L	L	L			
3	GROSSI Anderson (C)	MB	1	2		4		2
4	SANTOS OLIVEIRA Cristiano	WS		9	2	2		11
6	ALCANTARA Victor	MB	5	3	4	4		8
8	VITORIA Edgar	S	6	6	1	1		2
9	SILVA Luan	WS	6	4				1
10	VENTURA MACHADO Pablo	WS	3	1	5	5		21
11	TIMBO Kaio Felipe	MB	3		6	6		4
13	MORALEZ Renan	MB	4	5	3	3		14
14	MARCARINI Raphael	WS	9					
16	PEREIRA Dario	OS	1	1		6		

FRA - France								
No.	Name	Pos	1	2	3	4	5	Pts
1	WALGENWITZ Dimitri	S	5	5	5	2		1
2	CAPET Maxime	OS	4	4	1	4		1
3	BASIC Luka (C)	MB			9			1
4	KABA Kevin	MB	4	4	4	1		11
5	MEYER Leo	S			12	1		
6	RODRIGUEZ Kevin	MB	1	1	1	4		7
7	PREVERT Gildas	MB						
8	DEROUILLO Pierre	WS	6	6	6	3		15
9	CARLE Timothee	WS	3	3	3	6		13
10	THORAL Thibault	WS						
11	DIEZ Benjamin	L	L	L	L	L		
12	WINKELMULLER Julien	OS	2	2	2	5		19

Coach THIESSEN Flavio
Assistant Coach THIESSEN Marcelo / MAUES Rodrigo

Coach LE MARREC Loic
Assistant Coach BELMADI Slimane / ROLAND Dominique

TEAM AND PLAYER PERFORMANCES

Won	Total Atts	No. Name	Scoring Skills	Won	Total Atts	No. Name
52	110	Total Team	Spike	56	98	Total Team
20	37	10 VENTURA MACHADO Pablo Natan		17	27	12 WINKELMULLER Julien
11	24	4 SANTOS OLIVEIRA Cristiano		13	26	9 CARLE Timothee
8	12	13 MORALEZ Renan		12	19	8 DEROUILLO Pierre
8	41	Total Team	Block	11	50	Total Team
5	21	13 MORALEZ Renan		3	11	4 KABA Kevin
1	4	6 ALCANTARA Victor		3	9	6 RODRIGUEZ Kevin
1	1	10 VENTURA MACHADO Pablo Natan		3	9	8 DEROUILLO Pierre
3	87	Total Team	Serve	1	95	Total Team
1	17	13 MORALEZ Renan		1	19	1 WALGENWITZ Dimitri
1	10	11 TIMBO Kaio Felipe				
1	11	6 ALCANTARA Victor				
60		Total Team	Opp. Error	69		Total Team
123	238	Total Team	Total	137	243	Total Team

21	50	10 VENTURA MACHADO Pablo Natan	Best Scorer	19	55	12 WINKELMULLER Julien
----	----	--------------------------------	--------------------	----	----	------------------------

LEGEND

(C) Team Captain
nn Substitute where nn = shirt number of outgoing player
MB Middle blocker
OS Opposite hitter
S Setter
n Starting line-up where n= starting position on court
Atts Attempts
No. Shirt Number
Pos Playing Position
WS Outside hitter
L Substitute Libero
L Libero
Opp Opponent
Pts Points scored



MON 8 JUL 2019

Start Time 12:00 - End Time 13:54

Match Duration: 1h54

Match Statistics

P3

BRA vs FRA


1 3


Team	Sets	1	2	3	4	Total
BRA	1	21	18	25	22	86
FRA	3	25	25	21	25	96
	Playing Time	25min	24min	28min	28min	1h45


First Refere ASAI (JPN)

Second Refere HSU (TPE)

BRA - Brazil

Scoring Spike	Rk	No.	Name	Spikes	Faults	Shots	Total Attempts	Eff %	
	1	11	TIMBO Kaio Felipe	2	-	1	3	66.67	
	2	13	MORALEZ Renan	8	1	3	12	58.33	
	3	3	GROSSI Anderson	2	-	3	5	40.00	
	4	8	VITORIA Edgar	2	1	-	3	33.33	
	5	10	VENTURA MACHADO Pablo Natan	20	9	8	37	29.73	
	6	4	SANTOS OLIVEIRA Cristiano	11	4	9	24	29.17	
	6	ALCANTARA Victor	6	4	5	15			
	9	SILVA Luan	1	2	3	6			
	16	PEREIRA Dario	-	2	1	3			
	1	TORELLI Cristiano	-	1	1	2			
	2	SANTOS Matheus	-	-	-	-			
	14	MARCARINI Raphael	-	-	-	-			
	Limit								
	15.00%								
Team Totals				52	24	34	110	25.45	

Scoring Block	Rk	No.	Name	Kill Blocks	Faults	Rebounds	Total Attempts	Avg. by Set	
	1	13	MORALEZ Renan	5	9	7	21	1.25	
	2	11	TIMBO Kaio Felipe	1	-	-	1	0.33	
	3	6	ALCANTARA Victor	1	1	2	4	0.25	
	3	10	VENTURA MACHADO Pablo Natan	1	-	-	1	0.25	
	3	GROSSI Anderson	-	3	1	4			
	8	VITORIA Edgar	-	2	2	4			
	1	TORELLI Cristiano	-	2	-	2			
	4	SANTOS OLIVEIRA Cristiano	-	2	-	2			
	16	PEREIRA Dario	-	2	-	2			
	2	SANTOS Matheus	-	-	-	-			
	9	SILVA Luan	-	-	-	-			
	14	MARCARINI Raphael	-	-	-	-			
	Team Totals				8	21	12	41	2.00

Scoring Service	Rk	No.	Name	Aces	Faults	Serve Hits	Total Attempts	Avg. by Set	
	1	11	TIMBO Kaio Felipe	1	-	9	10	0.33	
	2	13	MORALEZ Renan	1	3	13	17	0.25	
	2	6	ALCANTARA Victor	1	5	5	11	0.25	
	10	VENTURA MACHADO Pablo Natan	-	3	9	12			
	8	VITORIA Edgar	-	1	9	10			
	1	TORELLI Cristiano	-	-	9	9			
	4	SANTOS OLIVEIRA Cristiano	-	1	7	8			
	3	GROSSI Anderson	-	-	4	4			
	9	SILVA Luan	-	-	3	3			
	16	PEREIRA Dario	-	1	1	2			
	14	MARCARINI Raphael	-	-	1	1			
	2	SANTOS Matheus	-	-	-	-			
	Team Totals				3	14	70	87	0.75

Team	Opponent Errors & Team Faults	60	-		



MON 8 JUL 2019


Start Time 12:00 - End Time 13:54


Match Duration: 1h54


Match Statistics

P3

BRA - Brazil

Non-Scoring Dig	Rk	No.	Name	Digs	Faults	Receptions	Total Attempts	Avg. by Set	
	1	2	SANTOS Matheus	7	6	3	16	7.00	
	2	10	VENTURA MACHADO Pablo Natan	2	3	5	10	0.50	
	3	4	SANTOS OLIVEIRA Cristiano	1	1	1	3	0.33	
	3	11	TIMBO Kaio Felipe	1	-	-	1	0.33	
	5	6	ALCANTARA Victor	1	2	2	5	0.25	
		1	TORELLI Cristiano	-	1	4	5		
		8	VITORIA Edgar	-	4	1	5		
		13	MORALEZ Renan	-	-	2	2		
		16	PEREIRA Dario	-	1	1	2		
		3	GROSSI Anderson	-	-	1	1		
		9	SILVA Luan	-	1	-	1		
		14	MARCARINI Raphael	-	-	1	1		
	Team Totals				12	19	21	52	3.00

Non-Scoring Set	Rk	No.	Name	Running Sets	Faults	Still Sets	Total Attempts	Avg. by Set	
	1	1	TORELLI Cristiano	33	-	5	38	11.00	
	2	8	VITORIA Edgar	32	1	20	53	8.00	
	3	2	SANTOS Matheus	3	-	6	9	3.00	
		3	GROSSI Anderson	-	-	1	1		
		4	SANTOS OLIVEIRA Cristiano	-	-	-	-		
		6	ALCANTARA Victor	-	-	-	-		
		9	SILVA Luan	-	-	-	-		
		10	VENTURA MACHADO Pablo Natan	-	-	-	-		
		11	TIMBO Kaio Felipe	-	-	-	-		
		13	MORALEZ Renan	-	-	-	-		
		14	MARCARINI Raphael	-	-	-	-		
		16	PEREIRA Dario	-	-	-	-		
	Team Totals				68	1	32	101	17.00

Non-Scoring Reception	Rk	No.	Name	Excellents	Faults	Serve Receptions	Total Attempts	Succ. %	
	1	14	MARCARINI Raphael	3	-	-	3	100.00	
	2	10	VENTURA MACHADO Pablo Natan	10	1	14	25	40.00	
	2	4	SANTOS OLIVEIRA Cristiano	4	-	6	10	40.00	
	4	2	SANTOS Matheus	11	-	17	28	39.29	
	5	9	SILVA Luan	5	-	8	13	38.46	
		1	TORELLI Cristiano	-	-	-	-		
		3	GROSSI Anderson	-	-	-	-		
		6	ALCANTARA Victor	-	-	-	-		
		8	VITORIA Edgar	-	-	-	-		
		11	TIMBO Kaio Felipe	-	-	-	-		
		13	MORALEZ Renan	-	-	-	-		
		16	PEREIRA Dario	-	-	-	-		
	Limit								
	25.00%				33	1	45	79	41.77



MON 8 JUL 2019


Start Time 12:00 - End Time 13:54


Match Duration: 1h54


Match Statistics

P3

FRA - France

Scoring Spike	Rk	No.	Name	Spikes	Faults	Shots	Total Attempts	Eff %
	1	4	KABA Kevin	8	-	4	12	66.67
	2	8	DEROUILLO Pierre	12	2	5	19	52.63
	3	3	BASIC Luka	1	-	1	2	50.00
	4	12	WINKELMULLER Julien	17	4	6	27	48.15
	5	6	RODRIGUEZ Kevin	4	1	5	10	30.00
	6	9	CARLE Timothee	13	6	7	26	26.92
		2	CAPET Maxime	1	1	-	2	
		1	WALGENWITZ Dimitri	-	-	-	-	
		5	MEYER Leo	-	-	-	-	
		7	PREVERT Gildas	-	-	-	-	
		10	THORAL Thibault	-	-	-	-	
Limit	11	DIEZ Benjamin	-	-	-	-		
15.00%	Team Totals			56	14	28	98	42.86

Scoring Block	Rk	No.	Name	Kill Blocks	Faults	Rebounds	Total Attempts	Avg. by Set
	1	4	KABA Kevin	3	4	4	11	0.75
	1	6	RODRIGUEZ Kevin	3	6	-	9	0.75
	1	8	DEROUILLO Pierre	3	3	3	9	0.75
	4	12	WINKELMULLER Julien	2	3	7	12	0.50
		1	WALGENWITZ Dimitri	-	4	4	8	
		9	CARLE Timothee	-	-	1	1	
		2	CAPET Maxime	-	-	-	-	
		3	BASIC Luka	-	-	-	-	
		5	MEYER Leo	-	-	-	-	
		7	PREVERT Gildas	-	-	-	-	
		10	THORAL Thibault	-	-	-	-	
	11	DIEZ Benjamin	-	-	-	-		
	Team Totals			11	20	19	50	2.75

Scoring Service	Rk	No.	Name	Aces	Faults	Serve Hits	Total Attempts	Avg. by Set
	1	1	WALGENWITZ Dimitri	1	2	16	19	0.25
		12	WINKELMULLER Julien	-	3	13	16	
		8	DEROUILLO Pierre	-	4	11	15	
		9	CARLE Timothee	-	3	11	14	
		4	KABA Kevin	-	2	10	12	
		6	RODRIGUEZ Kevin	-	1	11	12	
		2	CAPET Maxime	-	1	3	4	
		5	MEYER Leo	-	-	3	3	
		3	BASIC Luka	-	-	-	-	
		7	PREVERT Gildas	-	-	-	-	
		10	THORAL Thibault	-	-	-	-	
	11	DIEZ Benjamin	-	-	-	-		
	Team Totals			1	16	78	95	0.25

Team	Opponent Errors & Team Faults	69	-		
-------------	--	-----------	----------	--	--



MON 8 JUL 2019


Start Time 12:00 - End Time 13:54


Match Duration: 1h54


Match Statistics

P3

FRA - France

Non-Scoring Dig	Rk	No.	Name	Digs	Faults	Receptions	Total Attempts	Avg. by Set
	1	11	DIEZ Benjamin	5	3	7	15	5.00
	2	8	DEROILLON Pierre	3	1	1	5	0.75
	3	1	WALGENWITZ Dimitri	2	4	3	9	0.50
	4	12	WINKELMULLER Julien	1	2	4	7	0.25
	9		CARLE Timothee	-	2	1	3	
	4		KABA Kevin	-	1	-	1	
	6		RODRIGUEZ Kevin	-	1	-	1	
	2		CAPET Maxime	-	-	-	-	
	3		BASIC Luka	-	-	-	-	
	5		MEYER Leo	-	-	-	-	
7		PREVERT Gildas	-	-	-	-		
10		THORAL Thibault	-	-	-	-		
Team Totals				11	14	16	41	2.75

Non-Scoring Set	Rk	No.	Name	Running Sets	Faults	Still Sets	Total Attempts	Avg. by Set
	1	1	WALGENWITZ Dimitri	59	1	21	81	14.75
	2	11	DIEZ Benjamin	2	-	1	3	2.00
	3	5	MEYER Leo	1	-	1	2	0.50
	4	9	CARLE Timothee	1	-	2	3	0.25
	6		RODRIGUEZ Kevin	-	-	2	2	
	2		CAPET Maxime	-	-	-	-	
	3		BASIC Luka	-	-	-	-	
	4		KABA Kevin	-	-	-	-	
	7		PREVERT Gildas	-	-	-	-	
	8		DEROILLON Pierre	-	-	-	-	
	10		THORAL Thibault	-	-	-	-	
	12		WINKELMULLER Julien	-	-	-	-	
Team Totals				63	1	27	91	15.75

Non-Scoring Reception	Rk	No.	Name	Excellent	Faults	Serve Receptions	Total Attempts	Succ. %
	1	11	DIEZ Benjamin	10	2	11	23	43.48
	2	9	CARLE Timothee	9	1	12	22	40.91
	3	8	DEROILLON Pierre	8	-	18	26	30.77
	1		WALGENWITZ Dimitri	-	-	1	1	
	3		BASIC Luka	-	-	1	1	
	2		CAPET Maxime	-	-	-	-	
	4		KABA Kevin	-	-	-	-	
	5		MEYER Leo	-	-	-	-	
	6		RODRIGUEZ Kevin	-	-	-	-	
	7		PREVERT Gildas	-	-	-	-	
	10		THORAL Thibault	-	-	-	-	
	12		WINKELMULLER Julien	-	-	-	-	
Limit								
25.00%	Team Totals			27	3	43	73	36.99

LEGEND

Avg. Average

Eff. Efficiency

No. Shirt Number

Rk Rank

Suc Success %



MON 8 JUL 2019
Start Time 14:30

Start List

CAN vs IRI

P1

First Refere PAVLOV (RUS)

Second Refere MEDVID (UKR)

CAN - Canada

Shirt colour Red

No.	Name	Shirt Name	Pos.	Han.	Height	Weight	Highest Reac		Date of Birth	Tournament Totals				
							Spike cm	Block cm		Spik	Bloc	Serv	Total	%
1	CRANSTON Blain		S		1.97	78	352	324	13 APR 1995	0	1	0	1	6.67
2	MORTENSEN Dylan		WS		1.99	90	361	335	30 OCT 199	20	3	3	26	173.33
3	DIXON Reece		S		1.88	75	339	320	21 JUN 1997	1	0	1	2	13.33
4	FRIESEN Seth		WS		2.03	107	358	335	28 MAR 199	7	0	0	7	46.67
6	HOBERN George (C)		MB		2.03	108	356	337	9 DEC 1996	4	3	0	7	46.67
7	PEREIRA Jordan		L		1.85	80	335	301	8 MAR 1998	0	0	0	0	0
8	JOHNSON Pierce		OS		1.93	87	352	322	11 JUL 1998	14	4	2	20	133.33
9	MOATE Johnathan		MB		2.03	98	360	339	3 OCT 1996	9	4	4	17	113.33
12	IRELAND Craig		OS		1.95	85	351	328	22 OCT 199	14	1	0	15	100.00
13	TAYLOR Warren		MB		1.99	97	354	325	2 MAR 1995	0	0	0	0	0
15	HUTCHESON Zachary		WS		1.93	93	344	320	17 SEP 1997	4	1	0	5	33.33
16	METCALF Mason	METCALF	MB		1.96	90	340	320	9 AUG 1997	1	0	1	2	13.33

Coac PRESTON David

Assista WILSON Grant / GRAVELLE James

Phase	Opponent	Sets	Points per Set
Preliminary - Group	BRA	1 - 3	13 - 25, 25 - 18, 21 - 25, 18 - 25
Preliminary - Group	FRA	1 - 3	18 - 25, 27 - 25, 17 - 25, 20 - 25

IRI - Islamic Rep. of Iran

Shirt colour White

No.	Name	Shirt Name	Pos.	Han.	Height	Weight	Highest Reac		Date of Birth	Tournament Totals				
							Spike cm	Block cm		Spik	Bloc	Serv	Total	%
2	MOUSAVIGARGARI Mirbaba		WS		1.93	85	320	305	8 APR 1997	17	0	0	17	29.31
4	HAMOODI Hamid		S		1.99	90	320	290	26 JUN 1995	0	1	0	1	1.72
5	RANJBARZEIDABADI Saeid		OS		2.00	85	350	320	1 MAY 1998	7	0	0	7	12.07
6	TAGHI ZADEH Rahman		MB		2.05	107	320	305	26 JUL 1995	3	6	0	9	15.52
7	KARKHANEH Ghasem (C)		WS		2.00	90	350	343	22 AUG 199	13	3	0	16	27.59
9	ALLAH VERDIAN Sahand		MB		2.00	97	350	303	8 DEC 1995	6	3	1	10	17.24
10	HEIDARI Kiavash		OS		2.00	90	340	310	27 APR 1998	24	2	2	28	48.28
11	FARHADI Amirhassan		WS		2.02	88	350	340	4 FEB 1998	1	0	0	1	1.72
13	RAMEZANI Ali		S		2.02	97	330	310	5 MAY 1998	1	1	2	4	6.90
16	DALIRI Mohammad		L		1.88	84	315	305	1 FEB 1995	0	0	0	0	0
17	SHAHSAVAND Shayan		WS		1.92	82	340	305	7 APR 1997	2	2	0	4	6.90
20	EINISAMAREIN Tayeb		MB		2.05	95	325	315	30 MAY 199	9	4	0	13	22.41

Coac POUR AROJI Ali

Assista MOGHDDAMMANESH Mehdi

Phase	Opponent	Sets	Points per Set
Preliminary - Group	FRA	2 - 3	12 - 25, 19 - 25, 25 - 19, 27 - 25,
Preliminary - Group	POL	0 - 3	19 - 25, 21 - 25, 21 - 25

LEGEND

% Percentage of total team s (C) Team Captain
 LH Left Handed MB Middle blocker BH Both Handed
 PR Preliminary RH Right Handed No. Shirt Number
 OS Opposite hitter
 Han Handedness L Libero
 Pos Playing Position
 WS Outside hitter



MON 8 JUL 2019
Start Time 14:30 - End Time 16:49
Match Duration 2h19

Results
P2

CAN vs IRI
3 2

Team	Sets	1	2	3	4	5	Total
CAN	3	20	25	23	25	15	108
IRI	2	25	18	25	17	10	95
	Playing Time	25min	32min	28min	25min	17min	2h8

First Refere PAVLOV (RUS)

Second Refere MEDVID (UKR)

CAN - Canada								
No.	Name	Pos	1	2	3	4	5	Pts
1	CRANSTON Blain	S			3	2		
2	MORTENSEN Dylan	WS	3	1	2	1	1	20
3	DIXON Reece	S	6	4	5	4	4	3
4	FRIESEN Seth	WS	1	5	6	5	5	10
6	HOBERN George (C)	MB						
7	PEREIRA Jordan	L	L	L	L	L	L	
8	JOHNSON Pierce	OS				3		
9	MOATE Johnathan	MB	5	3	4	3	3	21
12	IRELAND Craig	OS	4	2	3	2	2	20
13	TAYLOR Warren	MB	2	6	1	6	6	11
15	HUTCHESON Zachary	WS						
16	METCALF Mason	MB				13		1

IRI - Islamic Rep. of Iran								
No.	Name	Pos	1	2	3	4	5	Pts
2	MOUSAVIGARGARI Mirbabak	WS	1	1	1	1	3	14
4	HAMOODI Hamid	S	6	6				2
5	RANJBARZEIDABADI Saeid	OS	3	3	3	3		9
6	TAGHI ZADEH Rahman	MB	5	5			9	2
7	KARKHANEH Ghasem (C)	WS	4	4	4	4	6	12
9	ALLAH VERDIAN Sahand	MB	2	2	2	2	1	10
10	HEIDARI Kiavash	OS		5		5	5	6
11	FARHADI Amirhassan	WS					7	2
13	RAMEZANI Ali	S		4	6	6	2	3
16	DALIRI Mohammad	L	L	L	L	L	L	
17	SHAHSAVAND Shayan	WS		2		2		3
20	EINISAMAREIN Tayeb	MB			5	5	4	5

Coach PRESTON David
Assistant Coach WILSON Grant / GRAVELLE James

Coach POUR AROJI Ali
Assistant Coach MOGHDDAMMANESH Mehdi

TEAM AND PLAYER PERFORMANCES

Won	Total Atts	No. Name	Scoring Skills	Won	Total Atts	No. Name
62	120	Total Team	Spike	49	121	Total Team
16	35	2 MORTENSEN Dylan		11	20	2 MOUSAVIGARGARI Mirbabak
15	30	12 IRELAND Craig		9	28	7 KARKHANEH Ghasem
13	20	9 MOATE Johnathan		8	26	5 RANJBARZEIDABADI Saeid
19	64	Total Team	Block	9	55	Total Team
5	9	12 IRELAND Craig		2	5	2 MOUSAVIGARGARI Mirbabak
5	18	9 MOATE Johnathan		2	13	9 ALLAH VERDIAN Sahand
3	12	13 TAYLOR Warren		1	5	13 RAMEZANI Ali
5	108	Total Team	Serve	10	95	Total Team
3	18	9 MOATE Johnathan		2	10	20 EINISAMAREIN Tayeb
1	18	3 DIXON Reece		2	6	10 HEIDARI Kiavash
1	26	2 MORTENSEN Dylan		2	19	7 KARKHANEH Ghasem
76		Total Team	Opp. Error	72		Total Team
162	292	Total Team	Total	140	271	Total Team
21	56	9 MOATE Johnathan	Best Scorer	14	37	2 MOUSAVIGARGARI Mirbabak

LEGEND

(C) Team Captain
nn Substitute where nn = shirt number of outgoing player
MB Middle blocker
OS Opposite hitter
S Setter
n Starting line-up where n= starting position on court
Atts Attempts
No. Shirt Number
Pos Playing Position
WS Outside hitter
L Substitute Libero
L Libero
Opp Opponent
Pts Points scored



MON 8 JUL 2019

Start Time 14:30 - End Time 16:49

Match Duration: 2h19

Match Statistics

P3


CAN vs IRI
3 2


Team	Sets	1	2	3	4	5	Total
CAN	3	20	25	23	25	15	108
IRI	2	25	18	25	17	10	95
	Playing Time	25min	32min	28min	25min	17min	2h8


First Refere PAVLOV (RUS)

Second Refere MEDVID (UKR)

CAN - Canada

Scoring Spike	Rk	No.	Name	Spikes	Faults	Shots	Total Attempts	Eff %	
	1	13	TAYLOR Warren	8	1	1	10	70.00	
	2	9	MOATE Johnathan	13	2	5	20	55.00	
	3	12	IRELAND Craig	15	4	11	30	36.67	
	4	2	MORTENSEN Dylan	16	4	15	35	34.29	
		4	FRIESEN Seth	10	7	5	22		
		3	DIXON Reece	-	-	1	1		
		8	JOHNSON Pierce	-	-	1	1		
		16	METCALF Mason	-	-	1	1		
		1	CRANSTON Blain	-	-	-	-		
		6	HOBERN George	-	-	-	-		
		7	PEREIRA Jordan	-	-	-	-		
		15	HUTCHESON Zachary	-	-	-	-		
	Limit								
	15.00%								
	Team Totals				62	18	40	120	36.67

Scoring Block	Rk	No.	Name	Kill Blocks	Faults	Rebounds	Total Attempts	Avg. by Set	
	1	9	MOATE Johnathan	5	8	5	18	1.00	
	1	12	IRELAND Craig	5	2	2	9	1.00	
	1	16	METCALF Mason	1	1	1	3	1.00	
	4	13	TAYLOR Warren	3	6	3	12	0.60	
	4	2	MORTENSEN Dylan	3	2	4	9	0.60	
	6	3	DIXON Reece	2	-	2	4	0.40	
		4	FRIESEN Seth	-	5	2	7		
		8	JOHNSON Pierce	-	1	1	2		
		1	CRANSTON Blain	-	-	-	-		
		6	HOBERN George	-	-	-	-		
		7	PEREIRA Jordan	-	-	-	-		
		15	HUTCHESON Zachary	-	-	-	-		
	Team Totals				19	25	20	64	3.80

Scoring Service	Rk	No.	Name	Aces	Faults	Serve Hits	Total Attempts	Avg. by Set	
	1	9	MOATE Johnathan	3	1	14	18	0.60	
	2	2	MORTENSEN Dylan	1	3	22	26	0.20	
	2	3	DIXON Reece	1	-	17	18	0.20	
		4	FRIESEN Seth	-	1	16	17		
		12	IRELAND Craig	-	3	14	17		
		13	TAYLOR Warren	-	2	6	8		
		16	METCALF Mason	-	2	1	3		
		1	CRANSTON Blain	-	-	1	1		
		6	HOBERN George	-	-	-	-		
		7	PEREIRA Jordan	-	-	-	-		
		8	JOHNSON Pierce	-	-	-	-		
		15	HUTCHESON Zachary	-	-	-	-		
	Team Totals				5	12	91	108	1.00

Team	Opponent Errors & Team Faults	76	-		
------	-------------------------------	----	---	--	--



MON 8 JUL 2019


Start Time 14:30 - End Time 16:49


Match Duration: 2h19


Match Statistics

P3

CAN - Canada

Non-Scoring Dig	Rk	No.	Name	Digs	Faults	Receptions	Total Attempts	Avg. by Set	
	1	7	PEREIRA Jordan	9	3	6	18	9.00	
	2	2	MORTENSEN Dylan	5	3	3	11	1.00	
	3	1	CRANSTON Blain	1	-	-	1	0.50	
	4	12	IRELAND Craig	2	3	4	9	0.40	
		3	DIXON Reece	-	2	5	7		
		9	MOATE Johnathan	-	2	1	3		
		4	FRIESEN Seth	-	-	1	1		
		13	TAYLOR Warren	-	-	1	1		
		6	HOBERN George	-	-	-	-		
		8	JOHNSON Pierce	-	-	-	-		
		15	HUTCHESON Zachary	-	-	-	-		
		16	METCALF Mason	-	-	-	-		
	Team Totals				17	13	21	51	3.40

Non-Scoring Set	Rk	No.	Name	Running Sets	Faults	Still Sets	Total Attempts	Avg. by Set	
	1	3	DIXON Reece	74	2	22	98	14.80	
	2	7	PEREIRA Jordan	2	1	1	4	2.00	
	3	1	CRANSTON Blain	1	-	1	2	0.50	
	4	12	IRELAND Craig	2	-	2	4	0.40	
	4	4	FRIESEN Seth	2	-	1	3	0.40	
		2	MORTENSEN Dylan	-	-	1	1		
		9	MOATE Johnathan	-	-	1	1		
		6	HOBERN George	-	-	-	-		
		8	JOHNSON Pierce	-	-	-	-		
		13	TAYLOR Warren	-	-	-	-		
		15	HUTCHESON Zachary	-	-	-	-		
		16	METCALF Mason	-	-	-	-		
	Team Totals				81	3	29	113	16.20

Non-Scoring Reception	Rk	No.	Name	Excellents	Faults	Serve Receptions	Total Attempts	Succ. %	
	1	4	FRIESEN Seth	9	1	14	24	37.50	
	2	12	IRELAND Craig	14	3	21	38	36.84	
		7	PEREIRA Jordan	5	6	13	24		
		1	CRANSTON Blain	-	-	-	-		
		2	MORTENSEN Dylan	-	-	-	-		
		3	DIXON Reece	-	-	-	-		
		6	HOBERN George	-	-	-	-		
		8	JOHNSON Pierce	-	-	-	-		
		9	MOATE Johnathan	-	-	-	-		
		13	TAYLOR Warren	-	-	-	-		
		15	HUTCHESON Zachary	-	-	-	-		
		16	METCALF Mason	-	-	-	-		
	Limit	25.00%							
	Team Totals				28	10	48	86	32.56



MON 8 JUL 2019


Start Time 14:30 - End Time 16:49


Match Duration: 2h19


Match Statistics

P3

IRI - Islamic Rep. of Iran

Scoring Spike	Rk	No.	Name	Spikes	Faults	Shots	Total Attempts	Eff %	
	1	4	HAMOODI Hamid	2	-	-	2	100.00	
	1	11	FARHADI Amirhassan	1	-	-	1	100.00	
	3	20	EINISAMAREIN Tayeb	2	-	2	4	50.00	
	4	9	ALLAH VERDIAN Sahand	6	2	1	9	44.44	
	5	2	MOUSAVIGARGARI Mirbabak	11	6	3	20	25.00	
		7	KARKHANEH Ghasem	9	6	13	28		
		5	RANJBARZEIDABADI Saeid	8	6	12	26		
		10	HEIDARI Kiavash	4	5	5	14		
		17	SHAHSAVAND Shayan	3	2	1	6		
		13	RAMEZANI Ali	2	1	3	6		
		6	TAGHI ZADEH Rahman	1	1	3	5		
		16	DALIRI Mohammad	-	-	-	-		
	Limit								
	15.00%	Team Totals			49	29	43	121	

Scoring Block	Rk	No.	Name	Kill Blocks	Faults	Rebounds	Total Attempts	Avg. by Set	
	1	9	ALLAH VERDIAN Sahand	2	9	2	13	0.40	
	1	2	MOUSAVIGARGARI Mirbabak	2	2	1	5	0.40	
	3	6	TAGHI ZADEH Rahman	1	8	6	15	0.33	
	3	20	EINISAMAREIN Tayeb	1	1	4	6	0.33	
	5	5	RANJBARZEIDABADI Saeid	1	2	2	5	0.25	
	5	13	RAMEZANI Ali	1	2	2	5	0.25	
	7	7	KARKHANEH Ghasem	1	1	2	4	0.20	
		10	HEIDARI Kiavash	-	-	1	1		
		17	SHAHSAVAND Shayan	-	-	1	1		
		4	HAMOODI Hamid	-	-	-	-		
		11	FARHADI Amirhassan	-	-	-	-		
		16	DALIRI Mohammad	-	-	-	-		
	Team Totals				9	25	21	55	1.80

Scoring Service	Rk	No.	Name	Aces	Faults	Serve Hits	Total Attempts	Avg. by Set	
	1	11	FARHADI Amirhassan	1	-	2	3	1.00	
	2	20	EINISAMAREIN Tayeb	2	2	6	10	0.67	
	2	10	HEIDARI Kiavash	2	-	4	6	0.67	
	4	7	KARKHANEH Ghasem	2	2	15	19	0.40	
	4	9	ALLAH VERDIAN Sahand	2	2	15	19	0.40	
	6	2	MOUSAVIGARGARI Mirbabak	1	-	11	12	0.20	
		5	RANJBARZEIDABADI Saeid	-	1	7	8		
		6	TAGHI ZADEH Rahman	-	1	6	7		
		13	RAMEZANI Ali	-	-	7	7		
		4	HAMOODI Hamid	-	-	3	3		
		17	SHAHSAVAND Shayan	-	1	-	1		
		16	DALIRI Mohammad	-	-	-	-		
	Team Totals				10	9	76	95	2.00

Team	Opponent Errors & Team Faults	72	-		
-------------	--	-----------	----------	--	--



MON 8 JUL 2019

Start Time 14:30 - End Time 16:49


Match Duration: 2h19


Match Statistics

P3

IRI - Islamic Rep. of Iran

Non-Scoring Dig	Rk	No.	Name	Digs	Faults	Receptions	Total Attempts	Avg. by Set
	1	16	DALIRI Mohammad	1	5	5	11	1.00
	2	6	TAGHI ZADEH Rahman	1	-	-	1	0.33
	3	5	RANJBARZEIDABADI Saeid	1	6	5	12	0.25
	2		MOUSAVIGARGARI Mirbabak	-	6	1	7	
	7		KARKHANEH Ghasem	-	3	4	7	
	13		RAMEZANI Ali	-	2	4	6	
	9		ALLAH VERDIAN Sahand	-	2	1	3	
	4		HAMOODI Hamid	-	1	1	2	
	17		SHAHSAVAND Shayan	-	-	2	2	
	10		HEIDARI Kiavash	-	-	1	1	
	11		FARHADI Amirhassan	-	-	-	-	
	20		EINISAMAREIN Tayeb	-	-	-	-	
Team Totals				3	25	24	52	0.60

Non-Scoring Set	Rk	No.	Name	Running Sets	Faults	Still Sets	Total Attempts	Avg. by Set
	1	4	HAMOODI Hamid	14	-	15	29	7.00
	2	13	RAMEZANI Ali	27	1	35	63	6.75
	3	16	DALIRI Mohammad	2	1	4	7	2.00
	4	5	RANJBARZEIDABADI Saeid	1	-	-	1	0.25
	5	2	MOUSAVIGARGARI Mirbabak	1	-	1	2	0.20
	7		KARKHANEH Ghasem	-	-	6	6	
	20		EINISAMAREIN Tayeb	-	-	3	3	
	9		ALLAH VERDIAN Sahand	-	-	1	1	
	10		HEIDARI Kiavash	-	-	1	1	
	17		SHAHSAVAND Shayan	-	-	1	1	
	6		TAGHI ZADEH Rahman	-	-	-	-	
	11		FARHADI Amirhassan	-	-	-	-	
Team Totals				45	2	67	114	9.00

Non-Scoring Reception	Rk	No.	Name	Excellents	Faults	Serve Receptions	Total Attempts	Succ. %
	1	11	FARHADI Amirhassan	1	-	-	1	100.00
	2	17	SHAHSAVAND Shayan	3	-	4	7	42.86
	3	16	DALIRI Mohammad	6	2	12	20	30.00
	4	7	KARKHANEH Ghasem	8	1	22	31	25.81
	2		MOUSAVIGARGARI Mirbabak	8	2	24	34	
	6		TAGHI ZADEH Rahman	-	-	1	1	
	13		RAMEZANI Ali	-	-	1	1	
	4		HAMOODI Hamid	-	-	-	-	
	5		RANJBARZEIDABADI Saeid	-	-	-	-	
	9		ALLAH VERDIAN Sahand	-	-	-	-	
	10		HEIDARI Kiavash	-	-	-	-	
	20		EINISAMAREIN Tayeb	-	-	-	-	
Limit								
25.00%	Team Totals			26	5	64	95	27.37

LEGEND

Avg. Average

Eff. Efficiency

No. Shirt Number

Rk Rank

Suc Success %



TUE 9 JUL 2019
Start Time 17:30

Start List

POL vs CAN

P1

First Refere HSU (TPE)

Second Refere GRIEDER (SUI)

POL - Poland

Shirt colour Red

No.	Name	Shirt Name	Pos.	Han.	Height	Weight	Highest Reac		Date of Birth	Tournament Totals				
							Spike cm	Block cm		Spik	Bloc	Serv	Total	%
1	NOWAKOWSKI Jan		MB		2.02	103	0	0	17 MAY 1999	14	4	0	18	15.38
3	KEDZIERSKI Michal (C)		S		1.94	89	0	0	9 AUG 1994	0	0	0	0	0
4	KOZUB Lukasz		S		1.87	87	0	0	3 NOV 1997	4	2	1	7	5.98
6	LIPINSKI Bartlomiej		OS		2.01	105	0	0	16 NOV 1999	0	1	0	1	0.85
7	LEMANSKI Bartlomiej		MB		2.17	114	0	0	19 MAR 1999	17	4	0	21	17.95
9	NIEMIEC Patryk		MB		2.02	90	0	0	18 FEB 1997	3	1	1	5	4.27
10	FILIPIAK Bartosz		WS		1.97	95	0	0	27 FEB 1994	34	1	2	37	31.62
11	SEMENIUK Kamil		OS		1.94	85	0	0	16 JUL 1996	22	3	6	31	26.50
13	MASLOWSKI Mateusz		L		1.85	80	0	0	13 JUN 1997	0	0	0	0	0
15	HALABA Pawel		OS		1.95	86	0	0	14 DEC 1999	25	4	2	31	26.50
18	DOMAGALA Damian		WS		1.99	90	0	0	23 APR 1998	0	0	0	0	0

Coac WOICKI Pawel

Assista PLINSKI Daniel / SLOMKA Artur

Phase	Opponent	Sets	Points per Set
Preliminary - Group	BRA	3 - 0	25 - 22, 25 - 11, 25 - 23
Preliminary - Group	FRA	3 - 0	25 - 14, 25 - 22, 25 - 19
Preliminary - Group	IRI	3 - 0	25 - 19, 25 - 21, 25 - 21

CAN - Canada

Shirt colour White

No.	Name	Shirt Name	Pos.	Han.	Height	Weight	Highest Reac		Date of Birth	Tournament Totals				
							Spike cm	Block cm		Spik	Bloc	Serv	Total	%
1	CRANSTON Blain		S		1.97	78	352	324	13 APR 1995	0	1	0	1	1.96
2	MORTENSEN Dylan		WS		1.99	90	361	335	30 OCT 1999	36	6	4	46	90.20
3	DIXON Reece		S		1.88	75	339	320	21 JUN 1997	1	2	2	5	9.80
4	FRIESEN Seth		WS		2.03	107	358	335	28 MAR 1999	17	0	0	17	33.33
6	HOBERN George (C)		MB		2.03	108	356	337	9 DEC 1996	4	3	0	7	13.73
7	PEREIRA Jordan		L		1.85	80	335	301	8 MAR 1998	0	0	0	0	0
8	JOHNSON Pierce		OS		1.93	87	352	322	11 JUL 1998	14	4	2	20	39.22
9	MOATE Johnathan		MB		2.03	98	360	339	3 OCT 1996	22	9	7	38	74.51
12	IRELAND Craig		OS		1.95	85	351	328	22 OCT 1999	29	6	0	35	68.63
13	TAYLOR Warren		MB		1.99	97	354	325	2 MAR 1995	8	3	0	11	21.57
15	HUTCHESON Zachary		WS		1.93	93	344	320	17 SEP 1997	4	1	0	5	9.80
16	METCALF Mason	METCALF	MB		1.96	90	340	320	9 AUG 1997	1	1	1	3	5.88

Coac PRESTON David

Assista WILSON Grant / GRAVELLE James

Phase	Opponent	Sets	Points per Set
Preliminary - Group	BRA	1 - 3	13 - 25, 25 - 18, 21 - 25, 18 - 25
Preliminary - Group	FRA	1 - 3	18 - 25, 27 - 25, 17 - 25, 20 - 25
Preliminary - Group	IRI	3 - 2	20 - 25, 25 - 18, 23 - 25, 25 - 17,

LEGEND

% Percentage of total team s (C) Team Captain
 LH Left Handed MB Middle blocker BH Both Handed
 PR Preliminary RH Right Handed No. Shirt Number OS Opposite hitter
 L Libero
 Pos Playing Position
 S Setter WS Outside hitter



TUE 9 JUL 2019
Start Time 17:30 - End Time 18:46
Match Duration 1h16

Results
P2

POL vs CAN
3 0

Team	Sets	1	2	3	Total
POL	3	25	25	25	75
CAN	0	20	16	18	54
	Playing Time	22min	22min	24min	1h8

First Refere HSU (TPE)

Second Refere GRIEDER (SUI)

POL - Poland								
No.	Name	Pos	1	2	3	4	5	Pts
1	NOWAKOWSKI Jan	MB			1			4
3	KEDZIERSKI Michal (C)	S	2	1	2			
4	KOZUB Lukasz	S	10	10	10			
6	LIPINSKI Bartlomiej	OS	6	5	3			13
7	LEMANSKI Bartlomiej	MB	1	6				6
9	NIEMIEC Patryk	MB	4	3	4			9
10	FILIPIAK Bartosz	WS	5	4	5			10
11	SEMENIUK Kamil	OS	3	2				10
13	MASLOWSKI Mateusz	L	L	L	L			
15	HALABA Pawel	OS			6			6
18	DOMAGALA Damian	WS	3	3	3			3

CAN - Canada								
No.	Name	Pos	1	2	3	4	5	Pts
1	CRANSTON Blain	S			2			
2	MORTENSEN Dylan	WS			5			2
3	DIXON Reece	S	1	2				1
4	FRIESEN Seth	WS	2	3				2
6	HOBERN George (C)	MB	6	1	1			5
7	PEREIRA Jordan	L	L	L	L			
8	JOHNSON Pierce	OS	4	5				7
9	MOATE Johnathan	MB	3	4	4			7
12	IRELAND Craig	OS	5	6	6			7
13	TAYLOR Warren	MB						
15	HUTCHESON Zachary	WS		4	3			3
16	METCALF Mason	MB			9			

Coach WOICKI Pawel
Assistant Coach PLINSKI Daniel / SLOMKA Artur

Coach PRESTON David
Assistant Coach WILSON Grant / GRAVELLE James

TEAM AND PLAYER PERFORMANCES

Won	Total Atts	No. Name	Scoring Skills	Won	Total Atts	No. Name
49	85	Total Team	Spike	26	71	Total Team
10	18	10 FILIPIAK Bartosz		7	17	12 IRELAND Craig
9	12	11 SEMENIUK Kamil		7	14	8 JOHNSON Pierce
8	21	6 LIPINSKI Bartlomiej		5	8	9 MOATE Johnathan
6	21	Total Team	Block	4	38	Total Team
2	6	7 LEMANSKI Bartlomiej		3	10	6 HOBERN George
2	4	6 LIPINSKI Bartlomiej		1	1	15 HUTCHESON Zachary
1	6	9 NIEMIEC Patryk				
6	73	Total Team	Serve	4	56	Total Team
3	19	6 LIPINSKI Bartlomiej		2	10	9 MOATE Johnathan
1	11	11 SEMENIUK Kamil		1	5	15 HUTCHESON Zachary
1	14	9 NIEMIEC Patryk		1	7	4 FRIESEN Seth
46		Total Team	Opp. Error	35		Total Team
107	179	Total Team	Total	69	165	Total Team
13	44	6 LIPINSKI Bartlomiej	Best Scorer	7	31	12 IRELAND Craig

LEGEND

(C) Team Captain
nn Substitute where nn = shirt number of outgoing player
MB Middle blocker
OS Opposite hitter
S Setter
n Starting line-up where n= starting position on court
Atts Attempts
No. Shirt Number
Pos Playing Position
WS Outside hitter
L Substitute Libero
L Libero
Opp Opponent
Pts Points scored



TUE 9 JUL 2019

Start Time 17:30 - End Time 18:46

Match Duration: 1h16

Match Statistics

P3


POL vs CAN
3 0


Team	Sets	1	2	3	Total
POL	3	25	25	25	75
CAN	0	20	16	18	54
Playing Time		22min	22min	24min	1h8


First Refere HSU (TPE)

Second Refere GRIEDER (SUI)

POL - Poland

Scoring Spike	Rk	No.	Name	Spikes	Faults	Shots	Total Attempts	Eff %
	1	11	SEMENIUK Kamil	9	-	3	12	75.00
	2	9	NIEMIEC Patryk	7	1	1	9	66.67
	2	15	HALABA Pawel	6	-	3	9	66.67
	4	7	LEMANSKI Bartlomiej	4	1	-	5	60.00
	5	18	DOMAGALA Damian	3	-	3	6	50.00
	6	10	FILIPIAK Bartosz	10	2	6	18	44.44
	7	1	NOWAKOWSKI Jan	2	-	3	5	40.00
	8	6	LIPINSKI Bartlomiej	8	3	10	21	23.81
Limit 15.00%		3	KEDZIERSKI Michal	-	-	-	-	-
		4	KOZUB Lukasz	-	-	-	-	-
		13	MASLOWSKI Mateusz	-	-	-	-	-
Team Totals				49	7	29	85	49.41

Scoring Block	Rk	No.	Name	Kill Blocks	Faults	Rebounds	Total Attempts	Avg. by Set	
	1	7	LEMANSKI Bartlomiej	2	1	3	6	1.00	
	1	1	NOWAKOWSKI Jan	1	-	-	1	1.00	
	3	6	LIPINSKI Bartlomiej	2	-	2	4	0.67	
	4	9	NIEMIEC Patryk	1	2	3	6	0.33	
		10	FILIPIAK Bartosz	-	2	-	2	-	
		15	HALABA Pawel	-	1	-	1	-	
		18	DOMAGALA Damian	-	1	-	1	-	
		3	KEDZIERSKI Michal	-	-	-	-	-	
		4	KOZUB Lukasz	-	-	-	-	-	
		11	SEMENIUK Kamil	-	-	-	-	-	
		13	MASLOWSKI Mateusz	-	-	-	-	-	
	Team Totals				6	7	8	21	2.00

Scoring Service	Rk	No.	Name	Aces	Faults	Serve Hits	Total Attempts	Avg. by Set	
	1	6	LIPINSKI Bartlomiej	3	3	13	19	1.00	
	1	1	NOWAKOWSKI Jan	1	-	4	5	1.00	
	3	11	SEMENIUK Kamil	1	1	9	11	0.50	
	4	9	NIEMIEC Patryk	1	3	10	14	0.33	
		10	FILIPIAK Bartosz	-	3	6	9	-	
		3	KEDZIERSKI Michal	-	2	5	7	-	
		7	LEMANSKI Bartlomiej	-	-	3	3	-	
		18	DOMAGALA Damian	-	2	1	3	-	
		15	HALABA Pawel	-	2	-	2	-	
		4	KOZUB Lukasz	-	-	-	-	-	
		13	MASLOWSKI Mateusz	-	-	-	-	-	
	Team Totals				6	16	51	73	2.00

Team	Opponent Errors & Team Faults	46	-		
------	-------------------------------	----	---	--	--



TUE 9 JUL 2019


Start Time 17:30 - End Time 18:46


Match Duration: 1h16


Match Statistics

P3

POL - Poland

Non-Scoring Dig	Rk	No.	Name	Digs	Faults	Receptions	Total Attempts	Avg. by Set
		13	MASLOWSKI Mateusz	-	2	3	5	
		10	FILIPIAK Bartosz	-	-	3	3	
		1	NOWAKOWSKI Jan	-	-	2	2	
		4	KOZUB Lukasz	-	-	2	2	
		6	LIPINSKI Bartlomiej	-	-	2	2	
		7	LEMANSKI Bartlomiej	-	1	1	2	
		9	NIEMIEC Patryk	-	1	1	2	
		18	DOMAGALA Damian	-	-	2	2	
		3	KEDZIERSKI Michal	-	-	1	1	
		11	SEMENIUK Kamil	-	-	1	1	
		15	HALABA Pawel	-	-	1	1	
	Team Totals				-	4	19	23

Non-Scoring Set	Rk	No.	Name	Running Sets	Faults	Still Sets	Total Attempts	Avg. by Set
	1	3	KEDZIERSKI Michal	14	-	15	29	4.67
	2	4	KOZUB Lukasz	1	-	4	5	0.33
		1	NOWAKOWSKI Jan	-	1	-	1	
		7	LEMANSKI Bartlomiej	-	-	1	1	
		6	LIPINSKI Bartlomiej	-	-	-	-	
		9	NIEMIEC Patryk	-	-	-	-	
		10	FILIPIAK Bartosz	-	-	-	-	
		11	SEMENIUK Kamil	-	-	-	-	
		13	MASLOWSKI Mateusz	-	-	-	-	
		15	HALABA Pawel	-	-	-	-	
		18	DOMAGALA Damian	-	-	-	-	
	Team Totals				15	1	20	36

Non-Scoring Reception	Rk	No.	Name	Excellents	Faults	Serve Receptions	Total Attempts	Succ. %
	1	11	SEMENIUK Kamil	2	-	-	2	100.00
	2	13	MASLOWSKI Mateusz	8	1	6	15	53.33
	3	15	HALABA Pawel	2	-	4	6	33.33
	4	6	LIPINSKI Bartlomiej	6	3	18	27	22.22
		1	NOWAKOWSKI Jan	-	-	-	-	
		3	KEDZIERSKI Michal	-	-	-	-	
		4	KOZUB Lukasz	-	-	-	-	
		7	LEMANSKI Bartlomiej	-	-	-	-	
		9	NIEMIEC Patryk	-	-	-	-	
		10	FILIPIAK Bartosz	-	-	-	-	
		18	DOMAGALA Damian	-	-	-	-	
	Limit							
25.00%	Team Totals			18	4	28	50	36.00



TUE 9 JUL 2019


Start Time 17:30 - End Time 18:46


Match Duration: 1h16


Match Statistics

P3

CAN - Canada

Scoring Spike	Rk	No.	Name	Spikes	Faults	Shots	Total Attempts	Eff %	
	1	9	MOATE Johnathan	5	1	2	8	50.00	
	1	3	DIXON Reece	1	-	1	2	50.00	
	3	8	JOHNSON Pierce	7	3	4	14	28.57	
	4	15	HUTCHESON Zachary	1	-	3	4	25.00	
	5	12	IRELAND Craig	7	4	6	17	17.65	
	6	6	HOBERN George	2	1	4	7	14.29	
	7	2	MORTENSEN Dylan	2	1	6	9	11.11	
		4	FRIESEN Seth	1	3	4	8		
		1	CRANSTON Blain	-	-	2	2		
		7	PEREIRA Jordan	-	-	-	-		
		13	TAYLOR Warren	-	-	-	-		
		16	METCALF Mason	-	-	-	-		
	Limit								
	15.00%	Team Totals			26	13	32	71	18.31

Scoring Block	Rk	No.	Name	Kill Blocks	Faults	Rebounds	Total Attempts	Avg. by Set	
	1	6	HOBERN George	3	4	3	10	1.00	
	2	15	HUTCHESON Zachary	1	-	-	1	0.50	
		9	MOATE Johnathan	-	4	4	8		
		2	MORTENSEN Dylan	-	3	1	4		
		3	DIXON Reece	-	3	1	4		
		12	IRELAND Craig	-	3	1	4		
		8	JOHNSON Pierce	-	2	1	3		
		16	METCALF Mason	-	-	2	2		
		1	CRANSTON Blain	-	-	1	1		
		4	FRIESEN Seth	-	1	-	1		
		7	PEREIRA Jordan	-	-	-	-		
		13	TAYLOR Warren	-	-	-	-		
	Team Totals				4	20	14	38	1.33

Scoring Service	Rk	No.	Name	Aces	Faults	Serve Hits	Total Attempts	Avg. by Set	
	1	9	MOATE Johnathan	2	1	7	10	0.67	
	2	4	FRIESEN Seth	1	-	6	7	0.50	
	2	15	HUTCHESON Zachary	1	1	3	5	0.50	
		12	IRELAND Craig	-	2	8	10		
		8	JOHNSON Pierce	-	-	7	7		
		6	HOBERN George	-	-	6	6		
		3	DIXON Reece	-	1	4	5		
		1	CRANSTON Blain	-	-	3	3		
		2	MORTENSEN Dylan	-	-	2	2		
		16	METCALF Mason	-	-	1	1		
		7	PEREIRA Jordan	-	-	-	-		
		13	TAYLOR Warren	-	-	-	-		
	Team Totals				4	5	47	56	1.33

Team	Opponent Errors & Team Faults	35	-		
-------------	--	-----------	----------	--	--



TUE 9 JUL 2019


Start Time 17:30 - End Time 18:46


Match Duration: 1h16


Match Statistics

P3

CAN - Canada

Non-Scoring Dig	Rk	No.	Name	Digs	Faults	Receptions	Total Attempts	Avg. by Set	
		7	PEREIRA Jordan	-	3	2	5		
		6	HOBERN George	-	1	2	3		
		8	JOHNSON Pierce	-	-	3	3		
		3	DIXON Reece	-	1	1	2		
		12	IRELAND Craig	-	2	-	2		
		4	FRIESEN Seth	-	-	1	1		
		9	MOATE Johnathan	-	-	1	1		
		15	HUTCHESON Zachary	-	-	1	1		
		1	CRANSTON Blain	-	-	-	-		
		2	MORTENSEN Dylan	-	-	-	-		
		13	TAYLOR Warren	-	-	-	-		
		16	METCALF Mason	-	-	-	-		
	Team Totals				-	7	11	18	

Non-Scoring Set	Rk	No.	Name	Running Sets	Faults	Still Sets	Total Attempts	Avg. by Set	
	1	3	DIXON Reece	7	-	19	26	3.50	
	2	1	CRANSTON Blain	1	-	8	9	1.00	
		12	IRELAND Craig	-	1	-	1		
		2	MORTENSEN Dylan	-	-	-	-		
		4	FRIESEN Seth	-	-	-	-		
		6	HOBERN George	-	-	-	-		
		7	PEREIRA Jordan	-	-	-	-		
		8	JOHNSON Pierce	-	-	-	-		
		9	MOATE Johnathan	-	-	-	-		
		13	TAYLOR Warren	-	-	-	-		
		15	HUTCHESON Zachary	-	-	-	-		
		16	METCALF Mason	-	-	-	-		
	Team Totals				8	1	27	36	2.67

Non-Scoring Reception	Rk	No.	Name	Excellent	Faults	Serve Receptions	Total Attempts	Succ. %	
	1	7	PEREIRA Jordan	6	3	14	23	26.09	
	2	12	IRELAND Craig	2	1	11	14	14.29	
		4	FRIESEN Seth	1	1	9	11		
		15	HUTCHESON Zachary	1	1	6	8		
		1	CRANSTON Blain	-	-	1	1		
		2	MORTENSEN Dylan	-	-	-	-		
		3	DIXON Reece	-	-	-	-		
		6	HOBERN George	-	-	-	-		
		8	JOHNSON Pierce	-	-	-	-		
		9	MOATE Johnathan	-	-	-	-		
		13	TAYLOR Warren	-	-	-	-		
		16	METCALF Mason	-	-	-	-		
	Limit								
	25.00%	Team Totals			10	6	41	57	17.54

LEGEND

Avg. Average

Eff. Efficiency

No. Shirt Number

Rk Rank

Suc Success %



TUE 9 JUL 2019
Start Time 20:00

Start List

IRI vs BRA

P1

First Refere MEDVID (UKR)

Second Refere HEMELGARN (USA)

IRI - Islamic Rep. of Iran

Shirt colour Blue

No.	Name	Shirt Name	Pos.	Han.	Height	Weight	Highest Reac		Date of Birth	Tournament Totals				
							Spike cm	Block cm		Spik	Bloc	Serv	Total	%
2	MOUSAVIGARGARI Mirbaba		WS		1.93	85	320	305	8 APR 1997	28	2	1	31	40.26
4	HAMOODI Hamid		S		1.99	90	320	290	26 JUN 1995	2	1	0	3	3.90
5	RANJBARZEIDABADI Saeid		OS		2.00	85	350	320	1 MAY 1998	15	1	0	16	20.78
6	TAGHI ZADEH Rahman		MB		2.05	107	320	305	26 JUL 1995	4	7	0	11	14.29
7	KARKHANEH Ghasem (C)		WS		2.00	90	350	343	22 AUG 199	22	4	2	28	36.36
9	ALLAH VERDIAN Sahard		MB		2.00	97	350	303	8 DEC 1995	12	5	3	20	25.97
10	HEIDARI Kiavash		OS		2.00	90	340	310	27 APR 1998	28	2	4	34	44.16
11	FARHADI Amirhassan		WS		2.02	88	350	340	4 FEB 1998	2	0	1	3	3.90
13	RAMEZANI Ali		S		2.02	97	330	310	5 MAY 1998	3	2	2	7	9.09
16	DALIRI Mohammad		L		1.88	84	315	305	1 FEB 1995	0	0	0	0	0
17	SHAHSAVAND Shayan		WS		1.92	82	340	305	7 APR 1997	5	2	0	7	9.09
20	EINISAMAREIN Taveb		MB		2.05	95	325	315	30 MAY 199	11	5	2	18	23.38

Coac POUR AROJI Ali

Assista MOGHDDAMMANESH Mehdi

Phase	Opponent	Sets	Points per Set
Preliminary - Group	FRA	2 - 3	12 - 25, 19 - 25, 25 - 19, 27 - 25,
Preliminary - Group	POL	0 - 3	19 - 25, 21 - 25, 21 - 25
Preliminary - Group	CAN	2 - 3	25 - 20, 18 - 25, 25 - 23, 17 - 25,

BRA - Brazil

Shirt colour Yellow

No.	Name	Shirt Name	Pos.	Han.	Height	Weight	Highest Reac		Date of Birth	Tournament Totals				
							Spike cm	Block cm		Spik	Bloc	Serv	Total	%
1	TORELLI Cristiano		S		1.93	83	0	0	29 OCT 199	2	1	1	4	6.25
2	SANTOS Matheus		L		1.81	90	0	0	27 OCT 199	0	0	0	0	0
3	GROSSI Anderson (C)		MB		2.04	98	0	0	31 MAY 199	8	1	0	9	14.06
4	SANTOS OLIVEIRA Cristian		WS		1.88	94	0	0	23 OCT 199	13	0	0	13	20.31
6	ALCANTARA Victor		MB		1.92	90	0	0	21 MAR 199	26	3	2	31	48.44
8	VITORIA Edgar		S		1.84	76	0	0	10 JAN 1996	2	0	0	2	3.13
9	SILVA Luan		WS		1.93	94	0	0	20 OCT 199	9	0	0	9	14.06
10	VENTURA MACHADO Pablo		WS		1.95	97	0	0	29 APR 1998	44	3	5	52	81.25
11	TIMBO Kaio Felipe		MB		2.01	103	0	0	30 JUN 1997	2	1	1	4	6.25
13	MORALEZ Renan		MB		1.99	103	0	0	3 JAN 1994	20	11	3	34	53.13
14	MARCARINI Raphael		WS		2.03	99	0	0	12 JAN 1997	4	1	1	6	9.38
16	PEREIRA Dario		OS		1.98	74	0	0	15 JAN 1997	0	0	0	0	0

Coac THIESSEN Flavio

Assista THIESSEN Marcelo / MAUES Rodrigo

Phase	Opponent	Sets	Points per Set
Preliminary - Group	POL	0 - 3	22 - 25, 11 - 25, 23 - 25
Preliminary - Group	CAN	3 - 1	25 - 13, 18 - 25, 25 - 21, 25 - 18
Preliminary - Group	FRA	1 - 3	21 - 25, 18 - 25, 25 - 21, 22 - 25

LEGEND

% Percentage of total team s (C) Team Captain
 LH Left Handed MB Middle blocker BH Both Handed
 PR Preliminary RH Right Handed No. Shirt Number OS Opposite hitter
 S Setter WS Outside hitter L Libero
 Pos Playing Position



TUE 9 JUL 2019
Start Time 20:00 - End Time 21:23
Match Duration 1h23

Results

P2

IRI vs BRA
0 3

Team	Sets	1	2	3	Total
IRI	0	18	21	18	57
BRA	3	25	25	25	75
	Playing Time	22min	28min	25min	1h15

First Refere MEDVID (UKR)

Second Refere HEMELGARN (USA)

IRI - Islamic Rep. of Iran								
No.	Name	Pos	1	2	3	4	5	Pts
2	MOUSAVIGARGARI Mirbabak	WS	1	1	1			5
4	HAMOODI Hamid	S			13			
5	RANJBARZEIDABADI Saeid	OS						
6	TAGHI ZADEH Rahman	MB	9	2	2			2
7	KARKHANEH Ghasem (C)	WS	4	4	4			13
9	ALLAH VERDIAN Sahand	MB	2	2	20			2
10	HEIDARI Kiavash	OS	3	3	3			10
11	FARHADI Amirhassan	WS			2			
13	RAMEZANI Ali	S	6	6	6			3
16	DALIRI Mohammad	L	L	L	L			
17	SHAHSAVAND Shayan	WS	2					1
20	EINISAMAREIN Tayeb	MB	5	5	5			4

BRA - Brazil								
No.	Name	Pos	1	2	3	4	5	Pts
1	TORELLI Cristiano	S	2	1	2			5
2	SANTOS Matheus	L	L	L	L			
3	GROSSI Anderson (C)	MB	4	6	4			10
4	SANTOS OLIVEIRA Cristiano	WS						
6	ALCANTARA Victor	MB	5	4	5			8
8	VITORIA Edgar	S		6				
9	SILVA Luan	WS	6	5	6			8
10	VENTURA MACHADO Pablo	WS	3	2	3			12
11	TIMBO Kaio Felipe	MB		1	13			
13	MORALEZ Renan	MB	1	3	1			9
14	MARCARINI Raphael	WS						
16	PEREIRA Dario	OS						

Coach POUR AROJI Ali
Assistant Coach MOGHDDAMMANESH Mehdi

Coach THIESSEN Flavio
Assistant Coach THIESSEN Marcelo / MAUES Rodrigo

TEAM AND PLAYER PERFORMANCES

Won	Total Atts	No. Name	Scoring Skills	Won	Total Atts	No. Name
29	63	Total Team	Spike	40	71	Total Team
10	17	7 KARKHANEH Ghasem		12	19	10 VENTURA MACHADO Pablo Natan
9	22	10 HEIDARI Kiavash		7	10	3 GROSSI Anderson
5	9	2 MOUSAVIGARGARI Mirbabak		7	13	9 SILVA Luan
6	27	Total Team	Block	4	24	Total Team
2	9	20 EINISAMAREIN Tayeb		2	3	13 MORALEZ Renan
2	5	7 KARKHANEH Ghasem		1	8	3 GROSSI Anderson
1	1	17 SHAHSAVAND Shayan		1	7	6 ALCANTARA Victor
5	59	Total Team	Serve	8	73	Total Team
2	11	6 TAGHI ZADEH Rahman		3	22	1 TORELLI Cristiano
1	8	7 KARKHANEH Ghasem		2	12	13 MORALEZ Renan
1	4	9 ALLAH VERDIAN Sahand		2	12	3 GROSSI Anderson
38		Total Team	Opp. Error	49		Total Team
78	149	Total Team	Total	101	168	Total Team
13	30	7 KARKHANEH Ghasem	Best Scorer	12	30	10 VENTURA MACHADO Pablo Natan

LEGEND

(C) Team Captain
nn Substitute where nn = shirt number of outgoing player
MB Middle blocker
OS Opposite hitter
S Setter
n Starting line-up where n= starting position on court
Atts Attempts
No. Shirt Number
Pos Playing Position
WS Outside hitter
L Substitute Libero
L Libero
Opp Opponent
Pts Points scored



TUE 9 JUL 2019

Start Time 20:00 - End Time 21:23

Match Duration: 1h23

Match Statistics

P3

IRI vs BRA


0 3


Team	Sets	1	2	3	Total
IRI	0	18	21	18	57
BRA	3	25	25	25	75
Playing Time		22min	28min	25min	1h15


First Refere MEDVID (UKR)

Second Refere HEMELGARN (USA)

IRI - Islamic Rep. of Iran

Scoring Spike	Rk	No.	Name	Spikes	Faults	Shots	Total Attempts	Eff %	
	1	2	MOUSAVIGARGARI Mirbabak	5	-	4	9	55.56	
	2	7	KARKHANEH Ghasem	10	4	3	17	35.29	
	3	13	RAMEZANI Ali	2	1	-	3	33.33	
	4	10	HEIDARI Kiavash	9	3	10	22	27.27	
	5	20	EINISAMAREIN Tayeb	2	1	2	5	20.00	
		9	ALLAH VERDIAN Sahand	1	1	-	2	-	
		6	TAGHI ZADEH Rahman	-	-	2	2	-	
		17	SHAHSAVAND Shayan	-	-	2	2	-	
		11	FARHADI Amirhassan	-	-	1	1	-	
		4	HAMOODI Hamid	-	-	-	-	-	
		5	RANJBARZEIDABADI Saeid	-	-	-	-	-	
		16	DALIRI Mohammad	-	-	-	-	-	
	Limit								
	15.00%	Team Totals			29	10	24	63	30.16

Scoring Block	Rk	No.	Name	Kill Blocks	Faults	Rebounds	Total Attempts	Avg. by Set	
	1	17	SHAHSAVAND Shayan	1	-	-	1	1.00	
	2	20	EINISAMAREIN Tayeb	2	3	4	9	0.67	
	2	7	KARKHANEH Ghasem	2	3	-	5	0.67	
	4	13	RAMEZANI Ali	1	2	1	4	0.33	
		6	TAGHI ZADEH Rahman	-	3	-	3	-	
		10	HEIDARI Kiavash	-	2	1	3	-	
		2	MOUSAVIGARGARI Mirbabak	-	-	1	1	-	
		9	ALLAH VERDIAN Sahand	-	1	-	1	-	
		4	HAMOODI Hamid	-	-	-	-	-	
		5	RANJBARZEIDABADI Saeid	-	-	-	-	-	
		11	FARHADI Amirhassan	-	-	-	-	-	
		16	DALIRI Mohammad	-	-	-	-	-	
	Team Totals				6	14	7	27	2.00

Scoring Service	Rk	No.	Name	Aces	Faults	Serve Hits	Total Attempts	Avg. by Set	
	1	6	TAGHI ZADEH Rahman	2	2	7	11	0.67	
	2	10	HEIDARI Kiavash	1	2	11	14	0.33	
	2	7	KARKHANEH Ghasem	1	1	6	8	0.33	
	2	9	ALLAH VERDIAN Sahand	1	2	1	4	0.33	
		20	EINISAMAREIN Tayeb	-	3	5	8	-	
		13	RAMEZANI Ali	-	-	7	7	-	
		2	MOUSAVIGARGARI Mirbabak	-	3	2	5	-	
		11	FARHADI Amirhassan	-	-	1	1	-	
		17	SHAHSAVAND Shayan	-	1	-	1	-	
		4	HAMOODI Hamid	-	-	-	-	-	
		5	RANJBARZEIDABADI Saeid	-	-	-	-	-	
		16	DALIRI Mohammad	-	-	-	-	-	
	Team Totals				5	14	40	59	1.67

Team	Opponent Errors & Team Faults	38	-		
------	-------------------------------	----	---	--	--



TUE 9 JUL 2019


Start Time 20:00 - End Time 21:23

Match Duration: 1h23


Match Statistics

P3

IRI - Islamic Rep. of Iran

Non-Scoring Dig	Rk	No.	Name	Digs	Faults	Receptions	Total Attempts	Avg. by Set
		2	MOUSAVIGARGARI Mirbabak	-	1	2	3	
		10	HEIDARI Kiavash	-	3	-	3	
		16	DALIRI Mohammad	-	1	1	2	
		6	TAGHI ZADEH Rahman	-	1	-	1	
		7	KARKHANEH Ghasem	-	-	1	1	
		13	RAMEZANI Ali	-	-	1	1	
		4	HAMOODI Hamid	-	-	-	-	
		5	RANJBARZEIDABADI Saeid	-	-	-	-	
		9	ALLAH VERDIAN Sahand	-	-	-	-	
		11	FARHADI Amirhassan	-	-	-	-	
		17	SHAHSAVAND Shayan	-	-	-	-	
		20	EINISAMAREIN Tayeb	-	-	-	-	
Team Totals				-	6	5	11	

Non-Scoring Set	Rk	No.	Name	Running Sets	Faults	Still Sets	Total Attempts	Avg. by Set
	1	13	RAMEZANI Ali	7	1	23	31	2.33
		4	HAMOODI Hamid	-	-	1	1	
		2	MOUSAVIGARGARI Mirbabak	-	-	-	-	
		5	RANJBARZEIDABADI Saeid	-	-	-	-	
		6	TAGHI ZADEH Rahman	-	-	-	-	
		7	KARKHANEH Ghasem	-	-	-	-	
		9	ALLAH VERDIAN Sahand	-	-	-	-	
		10	HEIDARI Kiavash	-	-	-	-	
		11	FARHADI Amirhassan	-	-	-	-	
		16	DALIRI Mohammad	-	-	-	-	
		17	SHAHSAVAND Shayan	-	-	-	-	
		20	EINISAMAREIN Tayeb	-	-	-	-	
Team Totals				7	1	24	32	2.33

Non-Scoring Reception	Rk	No.	Name	Excellent	Faults	Serve Receptions	Total Attempts	Succ. %
	1	16	DALIRI Mohammad	3	-	13	16	18.75
	2	2	MOUSAVIGARGARI Mirbabak	4	6	16	26	15.38
		7	KARKHANEH Ghasem	1	1	9	11	
		17	SHAHSAVAND Shayan	-	-	5	5	
		11	FARHADI Amirhassan	-	1	1	2	
		20	EINISAMAREIN Tayeb	-	-	1	1	
		4	HAMOODI Hamid	-	-	-	-	
		5	RANJBARZEIDABADI Saeid	-	-	-	-	
		6	TAGHI ZADEH Rahman	-	-	-	-	
		9	ALLAH VERDIAN Sahand	-	-	-	-	
		10	HEIDARI Kiavash	-	-	-	-	
		13	RAMEZANI Ali	-	-	-	-	
	Limit							
25.00%	Team Totals			8	8	45	61	



TUE 9 JUL 2019


Start Time 20:00 - End Time 21:23


Match Duration: 1h23


Match Statistics

P3

BRA - Brazil

Scoring Spike	Rk	No.	Name	Spikes	Faults	Shots	Total Attempts	Eff %	
	1	3	GROSSI Anderson	7	-	3	10	70.00	
	2	13	MORALEZ Renan	5	-	5	10	50.00	
	3	9	SILVA Luan	7	2	4	13	38.46	
	4	10	VENTURA MACHADO Pablo Natan	12	5	2	19	36.84	
	5	1	TORELLI Cristiano	2	1	-	3	33.33	
	6	6	ALCANTARA Victor	7	5	4	16	12.50	
		2	SANTOS Matheus	-	-	-	-	-	
		4	SANTOS OLIVEIRA Cristiano	-	-	-	-	-	
		8	VITORIA Edgar	-	-	-	-	-	
		11	TIMBO Kaio Felipe	-	-	-	-	-	
		14	MARCARINI Raphael	-	-	-	-	-	
		16	PEREIRA Dario	-	-	-	-	-	
	Limit								
	15.00%	Team Totals			40	13	18	71	38.03

Scoring Block	Rk	No.	Name	Kill Blocks	Faults	Rebounds	Total Attempts	Avg. by Set	
	1	13	MORALEZ Renan	2	-	1	3	0.67	
	2	3	GROSSI Anderson	1	4	3	8	0.33	
	2	6	ALCANTARA Victor	1	6	-	7	0.33	
		9	SILVA Luan	-	1	4	5	-	
		10	VENTURA MACHADO Pablo Natan	-	1	-	1	-	
		1	TORELLI Cristiano	-	-	-	-	-	
		2	SANTOS Matheus	-	-	-	-	-	
		4	SANTOS OLIVEIRA Cristiano	-	-	-	-	-	
		8	VITORIA Edgar	-	-	-	-	-	
		11	TIMBO Kaio Felipe	-	-	-	-	-	
		14	MARCARINI Raphael	-	-	-	-	-	
		16	PEREIRA Dario	-	-	-	-	-	
	Team Totals				4	12	8	24	1.33

Scoring Service	Rk	No.	Name	Aces	Faults	Serve Hits	Total Attempts	Avg. by Set	
	1	1	TORELLI Cristiano	3	-	19	22	1.00	
	2	3	GROSSI Anderson	2	1	9	12	0.67	
	2	13	MORALEZ Renan	2	3	7	12	0.67	
	4	9	SILVA Luan	1	2	6	9	0.33	
		10	VENTURA MACHADO Pablo Natan	-	3	7	10	-	
		6	ALCANTARA Victor	-	1	7	8	-	
		2	SANTOS Matheus	-	-	-	-	-	
		4	SANTOS OLIVEIRA Cristiano	-	-	-	-	-	
		8	VITORIA Edgar	-	-	-	-	-	
		11	TIMBO Kaio Felipe	-	-	-	-	-	
		14	MARCARINI Raphael	-	-	-	-	-	
		16	PEREIRA Dario	-	-	-	-	-	
	Team Totals				8	10	55	73	2.67

Team	Opponent Errors & Team Faults			
		49	-	



TUE 9 JUL 2019


Start Time 20:00 - End Time 21:23


Match Duration: 1h23


Match Statistics

P3

BRA - Brazil

Non-Scoring Dig	Rk	No.	Name	Digs	Faults	Receptions	Total Attempts	Avg. by Set	
		2	SANTOS Matheus	-	2	6	8		
		6	ALCANTARA Victor	-	-	4	4		
		9	SILVA Luan	-	1	2	3		
		1	TORELLI Cristiano	-	1	-	1		
		10	VENTURA MACHADO Pablo Natan	-	-	1	1		
		3	GROSSI Anderson	-	-	-	-		
		4	SANTOS OLIVEIRA Cristiano	-	-	-	-		
		8	VITORIA Edgar	-	-	-	-		
		11	TIMBO Kaio Felipe	-	-	-	-		
		13	MORALEZ Renan	-	-	-	-		
		14	MARCARINI Raphael	-	-	-	-		
		16	PEREIRA Dario	-	-	-	-		
	Team Totals				-	4	13	17	

Non-Scoring Set	Rk	No.	Name	Running Sets	Faults	Still Sets	Total Attempts	Avg. by Set	
	1	1	TORELLI Cristiano	11	-	19	30	3.67	
		2	SANTOS Matheus	-	-	1	1		
		3	GROSSI Anderson	-	-	-	-		
		4	SANTOS OLIVEIRA Cristiano	-	-	-	-		
		6	ALCANTARA Victor	-	-	-	-		
		8	VITORIA Edgar	-	-	-	-		
		9	SILVA Luan	-	-	-	-		
		10	VENTURA MACHADO Pablo Natan	-	-	-	-		
		11	TIMBO Kaio Felipe	-	-	-	-		
		13	MORALEZ Renan	-	-	-	-		
		14	MARCARINI Raphael	-	-	-	-		
		16	PEREIRA Dario	-	-	-	-		
	Team Totals				11	-	20	31	3.67

Non-Scoring Reception	Rk	No.	Name	Excellents	Faults	Serve Receptions	Total Attempts	Succ. %	
	1	9	SILVA Luan	9	2	15	26	34.62	
	2	2	SANTOS Matheus	4	2	11	17	23.53	
		10	VENTURA MACHADO Pablo Natan	-	1	-	1		
		13	MORALEZ Renan	-	-	1	1		
		1	TORELLI Cristiano	-	-	-	-		
		3	GROSSI Anderson	-	-	-	-		
		4	SANTOS OLIVEIRA Cristiano	-	-	-	-		
		6	ALCANTARA Victor	-	-	-	-		
		8	VITORIA Edgar	-	-	-	-		
		11	TIMBO Kaio Felipe	-	-	-	-		
		14	MARCARINI Raphael	-	-	-	-		
		16	PEREIRA Dario	-	-	-	-		
	Limit	25.00%							
	Team Totals				13	5	27	45	28.89

LEGEND

Avg. Average

Eff. Efficiency

No. Shirt Number

Rk Rank

Suc Success %



FRI 5 JUL 2019

Start List

Start Time 12:00

MEX vs ARG

P1

First Referee: PAVLOV (RUS)

Second Referee: CAREAGA (CHI)

MEX - Mexico

No.	Name	Shirt Name	Pos.	Han.	Height	Weight	Highest Reach		Date of Birth	Tournament Totals				
							Spike cm	Block cm		Spike	Block	Serve	Total	%
1	MORENO HERNANDEZ Alejandro		WS		1.79	75	0	0	16 SEP 1994					
3	RAMOS ACEVES Jose Jeronimo		WS		1.83	80	0	0	11 OCT 1994					
4	LOPEZ ARIAS Orlando		MB		1.97	96	0	0	19 MAY 1997					
5	MORAILA QUINTERO Andres		L		1.79	70	0	0	7 NOV 1996					
6	RUBIO CAMARGO Jose Luis		WS		1.72	68	0	0	17 OCT 1996					
8	CARDENAS VALDEZ Jose Angel		OS		1.76	69	0	0	26 MAY 1998					
9	PARRA VALENZUELA Victor Manu		MB		1.80	69	0	0	3 SEP 1999					
10	MUNOZ LABRA Luis Manuel		S		1.82	90	0	0	3 OCT 1994					
12	FUENTES RASCON Mauro Isaac		OS		1.72	65	0	0	13 OCT 1997					
13	CAMPOS CHAVEZ Martin Humbert		L		1.75	80	0	0	28 SEP 1994					
15	ARANDA VENTURA (C)		S		1.71	68	0	0	9 APR 1997					
17	BOJORQUEZ VILLANAZUL Luis Ge		MB		1.75	68	0	0	14 DEC 1995					

Coach MACIAS ARENAS Jesus Antonio

Assistant LIZARRAGA AGUILAR Efrain Guadalupe / ROSETE CARRERA Luis Carlos

ARG - Argentina

No.	Name	Shirt Name	Pos.	Han.	Height	Weight	Highest Reach		Date of Birth	Tournament Totals				
							Spike cm	Block cm		Spike	Block	Serve	Total	%
1	NIELSON RAMELLA Ramiro Nicola		OS		1.92	86	0	0	13 MAY 1996					
4	GIRAUDO ESCURRA Nicolas		MB		2.01	93	0	0	3 AUG 1994					
5	FERNANDEZ Ignacio Martin		L		1.80	75	0	0	7 JUN 1994					
6	ROBINS Nicolas		MB		1.93	89	0	0	25 SEP 1996					
7	CACERES Franco Hernan		WS		1.98	94	0	0	28 MAR 1994					
8	BITAR Gaspar		S		1.83	73	0	0	19 NOV 1995					
9	ARDUJINO Andres Nicolas (C)		WS		1.87	84	0	0	12 JUN 1995					
10	ROBERTS Ignacio		S		1.82	82	0	0	28 MAY 1997					
11	BUCCIARELLI Juan Horacio		OS		1.98	92	0	0	26 NOV 1997					
14	TERAN ULLOA Manuel		OS		1.95	93	0	0	20 MAY 1994					
15	RAJCZAKOWSKI Flavio Jose		MB		2.01	94	0	0	10 JUL 1998					
18	BENAVIDEZ Felipe		WS		1.93	84	0	0	31 JAN 1997					

Coach KANTOR Waldo Ariel

Assistant PEREIRA Pablo / SIMARO Esteban Ricardo

LEGEND

%	Percentage of total team score	(C)	Team Captain	BH	Both Handed	Han.	Handedness	L	Libero
LH	Left Handed	MB	Middle blocker	No.	Shirt Number	OS	Opposite hitter	Pos	Playing Position
PR	Preliminary	RH	Right Handed	S	Setter	WS	Outside hitter		



FRI 5 JUL 2019
Start Time 12:00 - End Time 13:25
Match Duration 1h25

Results
P2

MEX vs ARG
0 3

Team	Sets	1	2	3	Total
MEX	0	20	16	19	55
ARG	3	25	25	25	75
	Playing Time	28min	26min	25min	1h19

First Referee: PAVLOV (RUS)

Second Referee: CAREAGA (CHI)

MEX - Mexico								
No.	Name	Pos.	1	2	3	4	5	Pts
1	MORENO HERNANDEZ Alejandro	WS	5	6	6			2
3	RAMOS ACEVES Jose Jeronimo	WS		1	2			7
4	LOPEZ ARIAS Orlando	MB	6	1				1
5	MORAILA QUINTERO Andres	L	L	L	L			
6	RUBIO CAMARGO Jose Luis	WS	2	3	5			4
8	CARDENAS VALDEZ Jose Angel	OS	15	15	4			9
9	PARRA VALENZUELA Victor Manue	MB			3			1
10	MUNOZ LABRA Luis Manuel	S	12	12	1			
12	FUENTES RASCON Mauro Isaac	OS	4	5				6
13	CAMPOS CHAVEZ Martin Humberto	L	L	L	L			
15	ARANDA VENTURA (C)	S	1	2				
17	BOJORQUEZ VILLA	MB	3	4	6			6

ARG - Argentina								
No.	Name	Pos.	1	2	3	4	5	Pts
1	NIELSON RAMELLA Ramiro Nicolas	OS	4	4	18			
4	GIRAUDO ESCURRA Nicolas	MB	1	6	1			6
5	FERNANDEZ Ignacio Martin	L	L	L	L			
6	ROBINS Nicolas	MB						
7	CACERES Franco Hernan	WS						
8	BITAR Gaspar	S	2	1	2			3
9	ARDUINO Andres Nicolas (C)	WS	6	5	6			8
10	ROBERTS Ignacio	S			11			
11	BUCCIARELLI Juan Horacio	OS	5	4	5			10
14	TERAN ULLOA Manuel	OS		8	8			2
15	RAJCZAKOWSKI Flavio Jose	MB	4	3	4			7
18	BENAVIDEZ Felipe	WS	3	2	3			13

Coach MACIAS ARENAS Jesus Antonio
Assistant Coach LIZARRAGA AGUILAR Efrain Guadalupe /

Coach KANTOR Waldo Ariel
Assistant Coach PEREIRA Pablo / SIMARO Esteban Ricardo

TEAM AND PLAYER PERFORMANCES

Won	Total Atts	No. Name	Scoring Skills	Won	Total Atts	No. Name
34	88	Total Team	Spike	40	81	Total Team
8	19	8 CARDENAS VALDEZ Jose Angel		13	22	18 BENAVIDEZ Felipe
6	11	3 RAMOS ACEVES Jose Jeronimo		8	19	9 ARDUINO Andres Nicolas
6	8	17 BOJORQUEZ VILLA		7	21	11 BUCCIARELLI Juan Horacio
1	30	Total Team	Block	7	20	Total Team
1	1	3 RAMOS ACEVES Jose Jeronimo		3	6	4 GIRAUDO ESCURRA Nicolas
				2	2	11 BUCCIARELLI Juan Horacio
				1	4	15 RAJCZAKOWSKI Flavio Jose
1	57	Total Team	Serve	2	73	Total Team
1	7	8 CARDENAS VALDEZ Jose Angel		1	16	8 BITAR Gaspar
				1	16	11 BUCCIARELLI Juan Horacio
33		Total Team	Opp. Error	45		Total Team
69	175	Total Team	Total	94	174	Total Team

9	30	8 CARDENAS VALDEZ Jose Angel	Best Scorer	13	35	18 BENAVIDEZ Felipe
---	----	------------------------------	--------------------	----	----	---------------------

LEGEND

(C)	Team Captain	n	Starting line-up where n= starting position on court	L	Substitute Libero
nn	Substitute where nn = shirt number of outgoing player	Atts	Attempts	L	Libero
MB	Middle blocker	No.	Shirt Number	Opp.	Opponent
OS	Opposite hitter	Pos	Playing Position	Pts	Points scored
S	Setter	WS	Outside hitter		



FRI 5 JUL 2019

Start Time 12:00 - End Time 13:25

Match Duration: 1h25

Match Statistics

P3

MEX vs ARG


0 3


Team	Sets	1	2	3	Total
MEX	0	20	16	19	55
ARG	3	25	25	25	75
	Playing Time	28min	26min	25min	1h19


First Referee: PAVLOV (RUS)

Second Referee: CAREAGA (CHI)

MEX - Mexico

Scoring Spike	Rk	No.	Name	Spikes	Faults	Shots	Total Attempts	Eff %	
	1	17	BOJORQUEZ VILLA	6	1	1	8	62.50	
	2	3	RAMOS ACEVES Jose Jeronimo	6	2	3	11	36.36	
	3	8	CARDENAS VALDEZ Jose Angel	8	2	9	19	31.58	
	4	12	FUENTES RASCON Mauro Isaac	6	3	1	10	30.00	
	5	4	LOPEZ ARIAS Orlando	1	-	3	4	25.00	
	6		RUBIO CAMARGO Jose Luis	4	7	6	17		
	1		MORENO HERNANDEZ Alejandro	2	7	7	16		
	9		PARRA VALENZUELA Victor Manuel	1	1	1	3		
	5		MORAILA QUINTERO Andres	-	-	-	-		
	10		MUNOZ LABRA Luis Manuel	-	-	-	-		
	13		CAMPOS CHAVEZ Martin Humberto	-	-	-	-		
	15		ARANDA VENTURA	-	-	-	-		
	Limit								
	15.00%								
	Team Totals				34	23	31	88	

Scoring Block	Rk	No.	Name	Kill Blocks	Faults	Rebounds	Total Attempts	Avg. by Set
	1	3	RAMOS ACEVES Jose Jeronimo	1	-	-	1	0.50
	4		LOPEZ ARIAS Orlando	-	3	3	6	
	17		BOJORQUEZ VILLA	-	3	3	6	
	1		MORENO HERNANDEZ Alejandro	-	1	3	4	
	8		CARDENAS VALDEZ Jose Angel	-	3	1	4	
	12		FUENTES RASCON Mauro Isaac	-	1	2	3	
	6		RUBIO CAMARGO Jose Luis	-	1	1	2	
	9		PARRA VALENZUELA Victor Manuel	-	1	1	2	
	10		MUNOZ LABRA Luis Manuel	-	1	-	1	
	15		ARANDA VENTURA	-	-	1	1	
	5		MORAILA QUINTERO Andres	-	-	-	-	
	13		CAMPOS CHAVEZ Martin Humberto	-	-	-	-	
	Team Totals				1	14	15	30

Scoring Service	Rk	No.	Name	Aces	Faults	Serve Hits	Total Attempts	Avg. by Set
	1	8	CARDENAS VALDEZ Jose Angel	1	1	5	7	0.33
	17		BOJORQUEZ VILLA	-	-	11	11	
	6		RUBIO CAMARGO Jose Luis	-	2	7	9	
	15		ARANDA VENTURA	-	-	6	6	
	12		FUENTES RASCON Mauro Isaac	-	1	4	5	
	1		MORENO HERNANDEZ Alejandro	-	-	4	4	
	3		RAMOS ACEVES Jose Jeronimo	-	2	2	4	
	4		LOPEZ ARIAS Orlando	-	-	4	4	
	10		MUNOZ LABRA Luis Manuel	-	-	4	4	
	9		PARRA VALENZUELA Victor Manuel	-	-	3	3	
	5		MORAILA QUINTERO Andres	-	-	-	-	
	13		CAMPOS CHAVEZ Martin Humberto	-	-	-	-	
	Team Totals				1	6	50	57

Team	Opponent Errors & Team Faults	33	-		
------	-------------------------------	----	---	--	--



FRI 5 JUL 2019


Start Time 12:00 - End Time 13:25


Match Duration: 1h25


Match Statistics

P3

MEX - Mexico

Non-Scoring Dig	Rk	No.	Name	Digs	Faults	Receptions	Total Attempts	Avg. by Set
		13	CAMPOS CHAVEZ Martin Humberto	-	-	4	4	
		10	MUNOZ LABRA Luis Manuel	-	1	2	3	
		15	ARANDA VENTURA	-	-	3	3	
		5	MORAILA QUINTERO Andres	-	-	2	2	
		6	RUBIO CAMARGO Jose Luis	-	2	-	2	
		3	RAMOS ACEVES Jose Jeronimo	-	-	1	1	
		4	LOPEZ ARIAS Orlando	-	1	-	1	
		17	BOJORQUEZ VILLA	-	-	1	1	
		1	MORENO HERNANDEZ Alejandro	-	-	-	-	
		8	CARDENAS VALDEZ Jose Angel	-	-	-	-	
		9	PARRA VALENZUELA Victor Manuel	-	-	-	-	
		12	FUENTES RASCON Mauro Isaac	-	-	-	-	
	Team Totals				-	4	13	17

Non-Scoring Set	Rk	No.	Name	Running Sets	Faults	Still Sets	Total Attempts	Avg. by Set
		6	RUBIO CAMARGO Jose Luis	-	1	-	1	
		10	MUNOZ LABRA Luis Manuel	-	1	-	1	
		15	ARANDA VENTURA	-	1	-	1	
		1	MORENO HERNANDEZ Alejandro	-	-	-	-	
		3	RAMOS ACEVES Jose Jeronimo	-	-	-	-	
		4	LOPEZ ARIAS Orlando	-	-	-	-	
		5	MORAILA QUINTERO Andres	-	-	-	-	
		8	CARDENAS VALDEZ Jose Angel	-	-	-	-	
		9	PARRA VALENZUELA Victor Manuel	-	-	-	-	
		12	FUENTES RASCON Mauro Isaac	-	-	-	-	
		13	CAMPOS CHAVEZ Martin Humberto	-	-	-	-	
		17	BOJORQUEZ VILLA	-	-	-	-	
	Team Totals				-	3	-	3

Non-Scoring Reception	Rk	No.	Name	Excellents	Faults	Serve Receptions	Total Attempts	Succ. %	
	1	6	RUBIO CAMARGO Jose Luis	21	1	6	28	75.00	
	1	5	MORAILA QUINTERO Andres	9	1	2	12	75.00	
	3	3	RAMOS ACEVES Jose Jeronimo	5	-	5	10	50.00	
	4	1	MORENO HERNANDEZ Alejandro	2	-	7	9	22.22	
		4	LOPEZ ARIAS Orlando	-	-	-	-		
		8	CARDENAS VALDEZ Jose Angel	-	-	-	-		
		9	PARRA VALENZUELA Victor Manuel	-	-	-	-		
		10	MUNOZ LABRA Luis Manuel	-	-	-	-		
		12	FUENTES RASCON Mauro Isaac	-	-	-	-		
		13	CAMPOS CHAVEZ Martin Humberto	-	-	-	-		
		15	ARANDA VENTURA	-	-	-	-		
		17	BOJORQUEZ VILLA	-	-	-	-		
	Limit								
	25.00%	Team Totals			37	2	20	59	62.71



FRI 5 JUL 2019


Start Time 12:00 - End Time 13:25


Match Duration: 1h25


Match Statistics

P3

ARG - Argentina

Scoring Spike	Rk	No.	Name	Spikes	Faults	Shots	Total Attempts	Eff %
	1	8	BITAR Gaspar	1	-	-	1	100.00
	2	15	RAJCZAKOWSKI Flavio Jose	6	-	1	7	85.71
	3	18	BENAVIDEZ Felipe	13	3	6	22	45.45
	4	4	GIRAUDDO ESCURRA Nicolas	3	-	4	7	42.86
	5	9	ARDUINO Andres Nicolas	8	-	11	19	42.11
	6	14	TERAN ULLOA Manuel	2	1	1	4	25.00
	7	11	BUCCIARELLI Juan Horacio	7	2	12	21	23.81
		1	NIELSON RAMELLA Ramiro Nicolas	-	-	-	-	-
		5	FERNANDEZ Ignacio Martin	-	-	-	-	-
		6	ROBINS Nicolas	-	-	-	-	-
	7	CACERES Franco Hernan	-	-	-	-	-	
	10	ROBERTS Ignacio	-	-	-	-	-	
Limit								
15.00%	Team Totals			40	6	35	81	41.98

Scoring Block	Rk	No.	Name	Kill Blocks	Faults	Rebounds	Total Attempts	Avg. by Set
	1	4	GIRAUDDO ESCURRA Nicolas	3	-	3	6	1.00
	2	11	BUCCIARELLI Juan Horacio	2	-	-	2	0.67
	3	15	RAJCZAKOWSKI Flavio Jose	1	2	1	4	0.33
	3	8	BITAR Gaspar	1	-	1	2	0.33
		18	BENAVIDEZ Felipe	-	3	-	3	-
		9	ARDUINO Andres Nicolas	-	2	-	2	-
		14	TERAN ULLOA Manuel	-	1	-	1	-
		1	NIELSON RAMELLA Ramiro Nicolas	-	-	-	-	-
		5	FERNANDEZ Ignacio Martin	-	-	-	-	-
		6	ROBINS Nicolas	-	-	-	-	-
	7	CACERES Franco Hernan	-	-	-	-	-	
	10	ROBERTS Ignacio	-	-	-	-	-	
Team Totals				7	8	5	20	2.33

Scoring Service	Rk	No.	Name	Aces	Faults	Serve Hits	Total Attempts	Avg. by Set
	1	8	BITAR Gaspar	1	2	13	16	0.33
	1	11	BUCCIARELLI Juan Horacio	1	3	12	16	0.33
		9	ARDUINO Andres Nicolas	-	1	11	12	-
		18	BENAVIDEZ Felipe	-	4	6	10	-
		15	RAJCZAKOWSKI Flavio Jose	-	2	7	9	-
		1	NIELSON RAMELLA Ramiro Nicolas	-	-	5	5	-
		4	GIRAUDDO ESCURRA Nicolas	-	-	4	4	-
		14	TERAN ULLOA Manuel	-	-	1	1	-
		5	FERNANDEZ Ignacio Martin	-	-	-	-	-
		6	ROBINS Nicolas	-	-	-	-	-
	7	CACERES Franco Hernan	-	-	-	-	-	
	10	ROBERTS Ignacio	-	-	-	-	-	
Team Totals				2	12	59	73	0.67

Team	Opponent Errors & Team Faults			
		45	-	



FRI 5 JUL 2019


Start Time 12:00 - End Time 13:25


Match Duration: 1h25


Match Statistics

P3

ARG - Argentina

Non-Scoring Dig	Rk	No.	Name	Digs	Faults	Receptions	Total Attempts	Avg. by Set
		5	FERNANDEZ Ignacio Martin	-	3	6	9	
		9	ARDUINO Andres Nicolas	-	-	4	4	
		8	BITAR Gaspar	-	1	1	2	
		11	BUCCIARELLI Juan Horacio	-	1	1	2	
		14	TERAN ULLOA Manuel	-	1	1	2	
		18	BENAVIDEZ Felipe	-	-	2	2	
		15	RAJCZAKOWSKI Flavio Jose	-	1	-	1	
		1	NIELSON RAMELLA Ramiro Nicolas	-	-	-	-	
		4	GIRAUDO ESCURRA Nicolas	-	-	-	-	
		6	ROBINS Nicolas	-	-	-	-	
		7	CACERES Franco Hernan	-	-	-	-	
		10	ROBERTS Ignacio	-	-	-	-	
Team Totals				-	7	15	22	

Non-Scoring Set	Rk	No.	Name	Running Sets	Faults	Still Sets	Total Attempts	Avg. by Set
		1	NIELSON RAMELLA Ramiro Nicolas	-	-	-	-	
		4	GIRAUDO ESCURRA Nicolas	-	-	-	-	
		5	FERNANDEZ Ignacio Martin	-	-	-	-	
		6	ROBINS Nicolas	-	-	-	-	
		7	CACERES Franco Hernan	-	-	-	-	
		8	BITAR Gaspar	-	-	-	-	
		9	ARDUINO Andres Nicolas	-	-	-	-	
		10	ROBERTS Ignacio	-	-	-	-	
		11	BUCCIARELLI Juan Horacio	-	-	-	-	
		14	TERAN ULLOA Manuel	-	-	-	-	
		15	RAJCZAKOWSKI Flavio Jose	-	-	-	-	
		18	BENAVIDEZ Felipe	-	-	-	-	
Team Totals				-	-	-	-	

Non-Scoring Reception	Rk	No.	Name	Excellents	Faults	Serve Receptions	Total Attempts	Succ. %	
	1	1	NIELSON RAMELLA Ramiro Nicolas	5	-	1	6	83.33	
	2	18	BENAVIDEZ Felipe	12	-	5	17	70.59	
	3	5	FERNANDEZ Ignacio Martin	9	-	6	15	60.00	
	4	9	ARDUINO Andres Nicolas	6	1	4	11	54.55	
		4	GIRAUDO ESCURRA Nicolas	-	-	1	1		
		6	ROBINS Nicolas	-	-	-	-		
		7	CACERES Franco Hernan	-	-	-	-		
		8	BITAR Gaspar	-	-	-	-		
		10	ROBERTS Ignacio	-	-	-	-		
		11	BUCCIARELLI Juan Horacio	-	-	-	-		
		14	TERAN ULLOA Manuel	-	-	-	-		
		15	RAJCZAKOWSKI Flavio Jose	-	-	-	-		
	Limit								
	25.00%	Team Totals			32	1	17	50	64.00

LEGEND

Avg. Average Eff. Efficiency No. Shirt Number Rk Rank Succ Success %



FRI 5 JUL 2019

Start List

Start Time 17:30

SUI vs ITA

P1

First Referee: KOVAR (CZE)

Second Referee: ORMONDE (POR)

SUI - Switzerland

No.	Name	Shirt Name	Pos.	Han.	Height	Weight	Highest Reach		Date of Birth	Tournament Totals				
							Spike cm	Block cm		Spike	Block	Serve	Total	%
1	ROTH Yves		OS		1.99	86	328	302	8 MAY 1997					
2	HARKSEN Peer (C)		S		1.94	88	330	320	30 DEC 1995					
3	FRAME Christopher		MB		1.96	90	346	315	17 APR 1996					
6	VON BURG Mischa Nicola		MB		1.98	90	335	320	17 DEC 1997					
7	ZERIKA Karim		MB		1.99	87	346	326	2 DEC 1996					
8	ZELLER Quentin		WS		2.00	90	350	310	29 MAR 1994					
9	PFUND Reto		S		1.91	83	321	309	11 APR 1998					
10	ULRICH Luca		WS		1.97	86	340	320	12 JAN 1997					
11	SUESS Nico		WS		1.93	81	331	311	5 MAR 1999					
12	FISCHER Julian		L		1.73	66	325	315	4 NOV 1996					
15	WEISIGK Julian		WS		1.95	90	335	320	16 FEB 2000					
18	MIKA Irian		WS		1.92	84	330	305	22 DEC 1997					
Coach MOTTA Mario							Assistant FOLMLI Marco / PAULI Melanie							

ITA - Italy

No.	Name	Shirt Name	Pos.	Han.	Height	Weight	Highest Reach		Date of Birth	Tournament Totals				
							Spike cm	Block cm		Spike	Block	Serve	Total	%
1	RICCI Fabio (C)		WS		1.80	78	0	0	11 JUL 1994					
2	PINALI Giulio		MB		1.80	80	0	0	2 JUL 1997					
3	MILAN Sebastiano		OS		1.86	80	0	0	6 APR 1995					
4	RAFFAELLI Giacomo		L		1.89	87	0	0	7 FEB 1995					
5	POLO Alberto		OS		1.90	80	0	0	7 SEP 1995					
6	ROMANO Yuri		WS		1.80	78	0	0	26 JUL 1997					
8	ZONCA Paolo		S		1.86	80	0	0	13 MAY 1997					
9	PIEROTTI Marco		MB		1.85	77	0	0	19 JUN 1996					
10	SALSI Nicola		OS		1.87	80	0	0	13 SEP 1997					
11	PICCINELLI Alessandro		L		1.79	76	0	0	30 JAN 1997					
12	GALASSI Gianluca		WS		1.89	80	0	0	24 JUL 1997					
13	ZOPPELLARI Francesco		S		1.80	76	0	0	27 MAY 1997					
Coach GRAZIOSI Gianluca							Assistant TOMASELLO Giacomo / GIORDANI Massimiliano							

LEGEND

%	Percentage of total team score	(C)	Team Captain	BH	Both Handed	Han.	Handedness	L	Libero
LH	Left Handed	MB	Middle blocker	No.	Shirt Number	OS	Opposite hitter	Pos	Playing Position
PR	Preliminary	RH	Right Handed	S	Setter	WS	Outside hitter		



FRI 5 JUL 2019
Start Time 17:30 - End Time 18:51
Match Duration 1h20

Results
P2

SUI vs ITA
0 3

Team	Sets	1	2	3	Total
SUI	0	17	23	15	55
ITA	3	25	25	25	75
	Playing Time	22min	27min	23min	1h13

First Referee: KOVAR (CZE)

Second Referee: ORMONDE (POR)

SUI - Switzerland								
No.	Name	Pos.	1	2	3	4	5	Pts
1	ROTH Yves	OS	3	3				2
2	HARKSEN Peer (C)	S	6	6				1
3	FRAME Christopher	MB			6			1
6	VON BURG Mischa Nicola	MB	2	2	2			2
7	ZERIKA Karim	MB	5	5	5			8
8	ZELLER Quentin	WS	1	1	1			4
9	PFUND Reto	S	1	1	6			
10	ULRICH Luca	WS	4	4	4			10
11	SUESS Nico	WS			8			1
12	FISCHER Julian	L	L	L	L			
15	WEISIGK Julian	WS	2	2	3			2
18	MIKA Irian	WS						

ITA - Italy								
No.	Name	Pos.	1	2	3	4	5	Pts
1	RICCI Fabio (C)	WS	4	5	4			5
2	PINALI Giulio	MB	2	3	2			15
3	MILAN Sebastiano	OS	4	9	3			1
4	RAFFAELLI Giacomo	WS	6	1	6			7
5	POLO Alberto	OS	1	2	1			9
6	ROMANO' Yuri	WS						
8	ZONCA Paolo	S		4				
9	PIEROTTI Marco	MB	3	4				4
10	SALSI Nicola	S	5	6	5			3
11	PICCINELLI Alessandro	L	L	L	L			
12	GALASSI Gianluca	WS			1			
13	ZOPPELLARI Francesco	S						

Coach MOTTA Mario
Assistant Coach FOLMLI Marco / PAULI Melanie

Coach GRAZIOSI Gianluca
Assistant Coach TOMASELLO Giacomo / GIORDANI

TEAM AND PLAYER PERFORMANCES

Won	Total Atts	No.	Name	Scoring Skills	Won	Total Atts	No.	Name
21	78	Total	Team	Spike	31	63	Total	Team
8	21	10	ULRICH Luca		12	24	2	PINALI Giulio
3	11	7	ZERIKA Karim		6	17	4	RAFFAELLI Giacomo
2	9	1	ROTH Yves		4	5	1	RICCI Fabio
6	31	Total	Team	Block	10	28	Total	Team
4	13	7	ZERIKA Karim		4	6	5	POLO Alberto
1	1	2	HARKSEN Peer		2	4	2	PINALI Giulio
1	4	10	ULRICH Luca		2	7	10	SALSI Nicola
4	56	Total	Team	Serve	3	74	Total	Team
2	8	8	ZELLER Quentin		1	17	5	POLO Alberto
1	9	10	ULRICH Luca		1	9	9	PIEROTTI Marco
1	7	7	ZERIKA Karim		1	14	2	PINALI Giulio
36		Total	Team	Opp. Error	48		Total	Team
67	165	Total	Team	Total	92	165	Total	Team
10	34	10	ULRICH Luca	Best Scorer	15	42	2	PINALI Giulio

LEGEND

(C) Team Captain
nn Substitute where nn = shirt number of outgoing player
MB Middle blocker
OS Opposite hitter
S Setter
n Starting line-up where n= starting position on court
Atts Attempts
No. Shirt Number
Pos Playing Position
WS Outside hitter
L Substitute Libero
L Libero
Opp. Opponent
Pts Points scored



FRI 5 JUL 2019

Start Time 17:30 - End Time 18:51

Match Duration: 1h20

Match Statistics

P3


SUI vs ITA
0 3


Team	Sets	1	2	3	Total
SUI	0	17	23	15	55
ITA	3	25	25	25	75
	Playing Time	22min	27min	23min	1h13


First Referee: KOVAR (CZE)

Second Referee: ORMONDE (POR)

SUI - Switzerland

Scoring Spike	Rk	No.	Name	Spikes	Faults	Shots	Total Attempts	Eff %	
	1	3	FRAME Christopher	1	-	-	1	100.00	
	1	11	SUESS Nico	1	-	-	1	100.00	
	3	10	ULRICH Luca	8	5	8	21	14.29	
		7	ZERIKA Karim	3	4	4	11		
		8	ZELLER Quentin	2	5	11	18		
		1	ROTH Yves	2	3	4	9		
		15	WEISIGK Julian	2	3	4	9		
		6	VON BURG Mischa Nicola	2	2	2	6		
		2	HARKSEN Peer	-	2	-	2		
		9	PFUND Reto	-	-	-	-		
		12	FISCHER Julian	-	-	-	-		
		18	MIKA Irian	-	-	-	-		
	Limit								
	15.00%								
	Team Totals				21	24	33	78	

Scoring Block	Rk	No.	Name	Kill Blocks	Faults	Rebounds	Total Attempts	Avg. by Set	
	1	7	ZERIKA Karim	4	4	5	13	1.33	
	2	2	HARKSEN Peer	1	-	-	1	0.50	
	3	10	ULRICH Luca	1	1	2	4	0.33	
		8	ZELLER Quentin	-	2	3	5		
		6	VON BURG Mischa Nicola	-	3	1	4		
		9	PFUND Reto	-	1	2	3		
		15	WEISIGK Julian	-	1	-	1		
		1	ROTH Yves	-	-	-	-		
		3	FRAME Christopher	-	-	-	-		
		11	SUESS Nico	-	-	-	-		
		12	FISCHER Julian	-	-	-	-		
		18	MIKA Irian	-	-	-	-		
	Team Totals				6	12	13	31	2.00

Scoring Service	Rk	No.	Name	Aces	Faults	Serve Hits	Total Attempts	Avg. by Set	
	1	8	ZELLER Quentin	2	2	4	8	0.67	
	2	10	ULRICH Luca	1	1	7	9	0.33	
	2	7	ZERIKA Karim	1	-	6	7	0.33	
		9	PFUND Reto	-	1	10	11		
		6	VON BURG Mischa Nicola	-	2	5	7		
		15	WEISIGK Julian	-	1	4	5		
		1	ROTH Yves	-	3	1	4		
		2	HARKSEN Peer	-	1	2	3		
		3	FRAME Christopher	-	1	1	2		
		11	SUESS Nico	-	-	-	-		
		12	FISCHER Julian	-	-	-	-		
		18	MIKA Irian	-	-	-	-		
	Team Totals				4	12	40	56	1.33

Team	Opponent Errors & Team Faults	36	-		
------	-------------------------------	----	---	--	--



FRI 5 JUL 2019


Start Time 17:30 - End Time 18:51


Match Duration: 1h20


Match Statistics

P3

SUI - Switzerland

Non-Scoring Dig	Rk	No.	Name	Digs	Faults	Receptions	Total Attempts	Avg. by Set
		10	ULRICH Luca	-	1	3	4	
		9	PFUND Reto	-	3	-	3	
		12	FISCHER Julian	-	-	3	3	
		8	ZELLER Quentin	-	-	2	2	
		7	ZERIKA Karim	-	1	-	1	
		15	WEISIGK Julian	-	-	1	1	
		1	ROTH Yves	-	-	-	-	
		2	HARKSEN Peer	-	-	-	-	
		3	FRAME Christopher	-	-	-	-	
		6	VON BURG Mischa Nicola	-	-	-	-	
		11	SUESS Nico	-	-	-	-	
		18	MIKA Irian	-	-	-	-	
	Team Totals				-	5	9	14

Non-Scoring Set	Rk	No.	Name	Running Sets	Faults	Still Sets	Total Attempts	Avg. by Set
		2	HARKSEN Peer	-	1	-	1	
		10	ULRICH Luca	-	1	-	1	
		1	ROTH Yves	-	-	-	-	
		3	FRAME Christopher	-	-	-	-	
		6	VON BURG Mischa Nicola	-	-	-	-	
		7	ZERIKA Karim	-	-	-	-	
		8	ZELLER Quentin	-	-	-	-	
		9	PFUND Reto	-	-	-	-	
		11	SUESS Nico	-	-	-	-	
		12	FISCHER Julian	-	-	-	-	
		15	WEISIGK Julian	-	-	-	-	
		18	MIKA Irian	-	-	-	-	
	Team Totals				-	2	-	2

Non-Scoring Reception	Rk	No.	Name	Excellents	Faults	Serve Receptions	Total Attempts	Succ. %
	1	12	FISCHER Julian	13	1	3	17	76.47
	2	10	ULRICH Luca	13	-	11	24	54.17
	3	8	ZELLER Quentin	7	2	5	14	50.00
	3	11	SUESS Nico	1	-	1	2	50.00
		1	ROTH Yves	-	-	-	-	
		2	HARKSEN Peer	-	-	-	-	
		3	FRAME Christopher	-	-	-	-	
		6	VON BURG Mischa Nicola	-	-	-	-	
		7	ZERIKA Karim	-	-	-	-	
		9	PFUND Reto	-	-	-	-	
		15	WEISIGK Julian	-	-	-	-	
		18	MIKA Irian	-	-	-	-	
	Limit							
25.00%	Team Totals			34	3	20	57	59.65



FRI 5 JUL 2019


Start Time 17:30 - End Time 18:51


Match Duration: 1h20


Match Statistics

P3

ITA - Italy

Scoring Spike	Rk	No.	Name	Spikes	Faults	Shots	Total Attempts	Eff %
	1	10	SALSI Nicola	1	-	-	1	100.00
	2	1	RICCI Fabio	4	-	1	5	80.00
	2	5	POLO Alberto	4	-	1	5	80.00
	4	3	MILAN Sebastiano	1	-	2	3	33.33
	5	4	RAFFAELLI Giacomo	6	1	10	17	29.41
	6	2	PINALI Giulio	12	6	6	24	25.00
	7	9	PIEROTTI Marco	3	2	3	8	12.50
		6	ROMANO' Yuri	-	-	-	-	-
		8	ZONCA Paolo	-	-	-	-	-
		11	PICCINELLI Alessandro	-	-	-	-	-
		12	GALASSI Gianluca	-	-	-	-	-
		13	ZOPPELLARI Francesco	-	-	-	-	-
	Limit							
15.00%	Team Totals			31	9	23	63	34.92

Scoring Block	Rk	No.	Name	Kill Blocks	Faults	Rebounds	Total Attempts	Avg. by Set
	1	5	POLO Alberto	4	1	1	6	1.33
	2	10	SALSI Nicola	2	1	4	7	0.67
	2	2	PINALI Giulio	2	1	1	4	0.67
	4	1	RICCI Fabio	1	2	4	7	0.33
	4	4	RAFFAELLI Giacomo	1	1	2	4	0.33
		3	MILAN Sebastiano	-	-	-	-	-
		6	ROMANO' Yuri	-	-	-	-	-
		8	ZONCA Paolo	-	-	-	-	-
		9	PIEROTTI Marco	-	-	-	-	-
		11	PICCINELLI Alessandro	-	-	-	-	-
		12	GALASSI Gianluca	-	-	-	-	-
		13	ZOPPELLARI Francesco	-	-	-	-	-
	Team Totals				10	6	12	28

Scoring Service	Rk	No.	Name	Aces	Faults	Serve Hits	Total Attempts	Avg. by Set
	1	9	PIEROTTI Marco	1	2	6	9	0.50
	2	5	POLO Alberto	1	2	14	17	0.33
	2	2	PINALI Giulio	1	5	8	14	0.33
		1	RICCI Fabio	-	1	9	10	-
		10	SALSI Nicola	-	2	7	9	-
		3	MILAN Sebastiano	-	2	5	7	-
		12	GALASSI Gianluca	-	-	4	4	-
		4	RAFFAELLI Giacomo	-	-	3	3	-
		8	ZONCA Paolo	-	1	-	1	-
		6	ROMANO' Yuri	-	-	-	-	-
		11	PICCINELLI Alessandro	-	-	-	-	-
		13	ZOPPELLARI Francesco	-	-	-	-	-
	Team Totals				3	15	56	74

Team	Opponent Errors & Team Faults			
		48	-	



FRI 5 JUL 2019


Start Time 17:30 - End Time 18:51


Match Duration: 1h20


Match Statistics

P3

ITA - Italy

Non-Scoring Dig	Rk	No.	Name	Digs	Faults	Receptions	Total Attempts	Avg. by Set
		4	RAFFAELLI Giacomo	-	2	6	8	
		11	PICCINELLI Alessandro	-	3	4	7	
		10	SALSI Nicola	-	1	2	3	
		1	RICCI Fabio	-	1	1	2	
		2	PINALI Giulio	-	-	2	2	
		3	MILAN Sebastiano	-	-	2	2	
		5	POLO Alberto	-	-	1	1	
		9	PIEROTTI Marco	-	-	1	1	
		6	ROMANO' Yuri	-	-	-	-	
		8	ZONCA Paolo	-	-	-	-	
		12	GALASSI Gianluca	-	-	-	-	
		13	ZOPPELLARI Francesco	-	-	-	-	
	Team Totals				-	7	19	26

Non-Scoring Set	Rk	No.	Name	Running Sets	Faults	Still Sets	Total Attempts	Avg. by Set
		10	SALSI Nicola	-	1	-	1	
		1	RICCI Fabio	-	-	-	-	
		2	PINALI Giulio	-	-	-	-	
		3	MILAN Sebastiano	-	-	-	-	
		4	RAFFAELLI Giacomo	-	-	-	-	
		5	POLO Alberto	-	-	-	-	
		6	ROMANO' Yuri	-	-	-	-	
		8	ZONCA Paolo	-	-	-	-	
		9	PIEROTTI Marco	-	-	-	-	
		11	PICCINELLI Alessandro	-	-	-	-	
		12	GALASSI Gianluca	-	-	-	-	
		13	ZOPPELLARI Francesco	-	-	-	-	
	Team Totals				-	1	-	1

Non-Scoring Reception	Rk	No.	Name	Excellents	Faults	Serve Receptions	Total Attempts	Succ. %
	1	9	PIEROTTI Marco	7	-	4	11	63.64
	2	5	POLO Alberto	1	1	-	2	50.00
	3	11	PICCINELLI Alessandro	3	1	5	9	33.33
	4	4	RAFFAELLI Giacomo	4	1	11	16	25.00
	5	3	MILAN Sebastiano	1	1	4	6	16.67
		1	RICCI Fabio	-	-	-	-	
		2	PINALI Giulio	-	-	-	-	
		6	ROMANO' Yuri	-	-	-	-	
		8	ZONCA Paolo	-	-	-	-	
		10	SALSI Nicola	-	-	-	-	
		12	GALASSI Gianluca	-	-	-	-	
		13	ZOPPELLARI Francesco	-	-	-	-	
	Limit							
25.00%	Team Totals			16	4	24	44	36.36

LEGEND

Avg. Average Eff. Efficiency No. Shirt Number Rk Rank Succ Success %



SAT 6 JUL 2019
Start Time 12:00

Start List

JPN vs MEX

P1

First Referee: ORMONDE (POR)

Second Referee: MICHLICH (POL)

JPN - Japan

Shirt colour: Orange

No.	Name	Shirt Name	Pos.	Han.	Height	Weight	Highest Reach		Date of Birth	Tournament Totals				
							Spike cm	Block cm		Spike	Block	Serve	Total	%
1	TAKANASHI Kenta		OS		1.89	78	337	320	25 MAR 1997					
2	KATSUOKA Masato		WS		1.82	77	330	305	3 JUL 1996					
3	HIGUCHI Yuki		WS		1.91	79	345	320	27 APR 1996					
4	ARAI Yudai		OS		1.88	86	350	330	27 JUN 1998					
5	KORI Hiroya		WS		1.95	83	345	330	6 FEB 1996					
6	MIYAURA Kento		OS		1.89	78	339	320	22 FEB 1999					
7	MURAYAMA Go		MB		1.91	88	330	315	30 JUL 1998					
8	UMEMOTO Rintaro		MB		1.93	78	337	325	9 APR 1998					
9	KASHIMURA Hirohito		MB		1.95	87	345	325	15 JAN 1999					
10	KOBAYASHI Mitsuki (C)		S		1.73	69	328	310	10 MAY 1996					
11	EIRO Motoki		S		1.92	80	328	315	8 JUN 1996					
12	OGAWA Tomohiro		L		1.75	66	305	270	4 JUL 1996					
Coach MATSUI Taiji		Assistant MATSUNAGA Rio / FUJITA Kazuhiro												

MEX - Mexico

Shirt colour: Green

No.	Name	Shirt Name	Pos.	Han.	Height	Weight	Highest Reach		Date of Birth	Tournament Totals				
							Spike cm	Block cm		Spike	Block	Serve	Total	%
1	MORENO HERNANDEZ Alejandro		WS		1.79	75	0	0	16 SEP 1994	2	0	0	2	20.00
3	RAMOS ACEVES Jose Jeronimo		WS		1.83	80	0	0	11 OCT 1994	6	1	0	7	70.00
4	LOPEZ ARIAS Orlando		MB		1.97	96	0	0	19 MAY 1997	1	0	0	1	10.00
5	MORAILA QUINTERO Andres		L		1.79	70	0	0	7 NOV 1996	0	0	0	0	0
6	RUBIO CAMARGO Jose Luis		WS		1.72	68	0	0	17 OCT 1996	4	0	0	4	40.00
8	CARDENAS VALDEZ Jose Angel		OS		1.76	69	0	0	26 MAY 1998	8	0	1	9	90.00
9	PARRA VALENZUELA Victor Manu		MB		1.80	69	0	0	3 SEP 1999	1	0	0	1	10.00
10	MUNOZ LABRA Luis Manuel		S		1.82	90	0	0	3 OCT 1994	0	0	0	0	0
12	FUENTES RASCON Mauro Isaac		OS		1.72	65	0	0	13 OCT 1997	6	0	0	6	60.00
13	CAMPOS CHAVEZ Martin Humbert		L		1.75	80	0	0	28 SEP 1994	0	0	0	0	0
15	ARANDA VENTURA (C)		S		1.71	68	0	0	9 APR 1997	0	0	0	0	0
17	BOJORQUEZ VILLANAZUL Luis Ge		MB		1.75	68	0	0	14 DEC 1995	6	0	0	6	60.00
Coach MACIAS ARENAS Jesus Antonio		Assistant LIZARRAGA AGUILAR Efrain Guadalupe / ROSETE CARRERA Luis Carlos												

Phase	Opponent	Sets	Points per Set
Preliminary - Group D	ARG	0 - 3	20 - 25, 16 - 25, 19 - 25

LEGEND

%	Percentage of total team score	(C)	Team Captain	BH	Both Handed	Han.	Handedness	L	Libero
LH	Left Handed	MB	Middle blocker	No.	Shirt Number	OS	Opposite hitter	Pos	Playing Position
PR	Preliminary	RH	Right Handed	S	Setter	WS	Outside hitter		



SAT 6 JUL 2019
Start Time 12:02 - End Time 13:28
Match Duration 1h26

Results
P2

JPN vs MEX
3 0

Team	Sets	1	2	3	Total
JPN	3	25	25	25	75
MEX	0	15	21	20	56
	Playing Time	22min	28min	26min	1h17

First Referee: ORMONDE (POR)

Second Referee: MICHLICH (POL)

JPN - Japan								
No.	Name	Pos.	1	2	3	4	5	Pts
1	TAKANASHI Kenta	OS	5	5	5			8
2	KATSUOKA Masato	WS			1			
3	HIGUCHI Yuki	WS	2	2	2			12
4	ARAI Yudai	OS			6			
5	KORI Hiroya	WS						
6	MIYAURA Kento	OS	4	4	4			13
7	MURAYAMA Go	MB	3	3	3			9
8	UMEMOTO Rintaro	MB	10					
9	KASHIMURA Hirohito	MB	6	6	6			3
10	KOBAYASHI Mitsuki (C)	S	1	1	1			1
11	EIRO Motoki	S	9	9	10			
12	OGAWA Tomohiro	L	L	L	L			

MEX - Mexico								
No.	Name	Pos.	1	2	3	4	5	Pts
1	MORENO HERNANDEZ Alejandro	WS	2	3	2			12
3	RAMOS ACEVES Jose Jeronimo	WS			1			2
4	LOPEZ ARIAS Orlando	MB	6	4				1
5	MORAILA QUINTERO Andres	L	L	L	L			
6	RUBIO CAMARGO Jose Luis	WS	5	6	5			11
8	CARDENAS VALDEZ Jose Angel	OS	12	5	4			2
9	PARRA VALENZUELA Victor Manuel	MB		4	3			3
10	MUNOZ LABRA Luis Manuel	S		8	8			
12	FUENTES RASCON Mauro Isaac	OS	4	15	15			2
13	CAMPOS CHAVEZ Martin Humberto	L	L					
15	ARANDA VENTURA (C)	S	1	2	1			1
17	BOJORQUEZ VILLA	MB	3	1	6			8

Coach MATSUI Taiji
Assistant Coach MATSUNAGA Rio / FUJITA Kazuhiro

Coach MACIAS ARENAS Jesus Antonio
Assistant Coach LIZARRAGA AGUILAR Efrain Guadalupe /

TEAM AND PLAYER PERFORMANCES

Won	Total Atts	No. Name	Scoring Skills	Won	Total Atts	No. Name
38	72	Total Team	Spike	31	75	Total Team
11	18	6 MIYAURA Kento		9	18	6 RUBIO CAMARGO Jose Luis
11	20	3 HIGUCHI Yuki		8	19	1 MORENO HERNANDEZ Alejandro
8	14	1 TAKANASHI Kenta		5	7	17 BOJORQUEZ VILLA
5	29	Total Team	Block	8	24	Total Team
2	4	7 MURAYAMA Go		3	8	17 BOJORQUEZ VILLA
2	7	9 KASHIMURA Hirohito		2	4	1 MORENO HERNANDEZ Alejandro
1	4	10 KOBAYASHI Mitsuki		2	4	6 RUBIO CAMARGO Jose Luis
3	72	Total Team	Serve	3	59	Total Team
2	13	6 MIYAURA Kento		2	9	1 MORENO HERNANDEZ Alejandro
1	19	3 HIGUCHI Yuki		1	7	8 CARDENAS VALDEZ Jose Angel
47		Total Team	Opp. Error	36		Total Team
93	173	Total Team	Total	78	158	Total Team

13	32	6 MIYAURA Kento	Best Scorer	12	32	1 MORENO HERNANDEZ Alejandro
----	----	-----------------	--------------------	----	----	------------------------------

LEGEND

(C) Team Captain
nn Substitute where nn = shirt number of outgoing player
MB Middle blocker
OS Opposite hitter
S Setter
n Starting line-up where n = starting position on court
Atts Attempts
No. Shirt Number
Pos Playing Position
WS Outside hitter
L Substitute Libero
L Libero
Opp. Opponent
Pts Points scored



SAT 6 JUL 2019

Start Time 12:02 - End Time 13:28

Match Duration: 1h26

Match Statistics

P3

JPN vs MEX


3 0


Team	Sets	1	2	3	Total
JPN	3	25	25	25	75
MEX	0	15	21	20	56
	Playing Time	22min	28min	26min	1h17


First Referee: ORMONDE (POR)

Second Referee: MICHLICH (POL)

JPN - Japan

Scoring Spike	Rk	No.	Name	Spikes	Faults	Shots	Total Attempts	Eff %
	1	7	MURAYAMA Go	7	-	5	12	58.33
	2	1	TAKANASHI Kenta	8	-	6	14	57.14
	3	6	MIYAURA Kento	11	4	3	18	38.89
	4	3	HIGUCHI Yuki	11	4	5	20	35.00
		9	KASHIMURA Hirohito	1	2	2	5	
		4	ARAI Yudai	-	1	1	2	
		2	KATSUOKA Masato	-	-	1	1	
		5	KORI Hiroya	-	-	-	-	
		8	UMEMOTO Rintaro	-	-	-	-	
		10	KOBAYASHI Mitsuki	-	-	-	-	
		11	EIRO Motoki	-	-	-	-	
		12	OGAWA Tomohiro	-	-	-	-	
Limit								
15.00%	Team Totals			38	11	23	72	37.50

Scoring Block	Rk	No.	Name	Kill Blocks	Faults	Rebounds	Total Attempts	Avg. by Set
	1	9	KASHIMURA Hirohito	2	2	3	7	0.67
	1	7	MURAYAMA Go	2	-	2	4	0.67
	3	10	KOBAYASHI Mitsuki	1	1	2	4	0.33
		1	TAKANASHI Kenta	-	6	2	8	
		3	HIGUCHI Yuki	-	1	3	4	
		4	ARAI Yudai	-	-	1	1	
		6	MIYAURA Kento	-	1	-	1	
		2	KATSUOKA Masato	-	-	-	-	
		5	KORI Hiroya	-	-	-	-	
		8	UMEMOTO Rintaro	-	-	-	-	
		11	EIRO Motoki	-	-	-	-	
		12	OGAWA Tomohiro	-	-	-	-	
	Team Totals			5	11	13	29	1.67

Scoring Service	Rk	No.	Name	Aces	Faults	Serve Hits	Total Attempts	Avg. by Set
	1	6	MIYAURA Kento	2	1	10	13	0.67
	2	3	HIGUCHI Yuki	1	1	17	19	0.33
		10	KOBAYASHI Mitsuki	-	1	12	13	
		1	TAKANASHI Kenta	-	1	8	9	
		7	MURAYAMA Go	-	2	5	7	
		9	KASHIMURA Hirohito	-	-	5	5	
		11	EIRO Motoki	-	2	3	5	
		2	KATSUOKA Masato	-	-	1	1	
		4	ARAI Yudai	-	-	-	-	
		5	KORI Hiroya	-	-	-	-	
		8	UMEMOTO Rintaro	-	-	-	-	
		12	OGAWA Tomohiro	-	-	-	-	
	Team Totals			3	8	61	72	1.00

Team	Opponent Errors & Team Faults	47	-		
------	-------------------------------	----	---	--	--



SAT 6 JUL 2019


Start Time 12:02 - End Time 13:28


Match Duration: 1h26


Match Statistics

P3

JPN - Japan

Non-Scoring Dig	Rk	No.	Name	Digs	Faults	Receptions	Total Attempts	Avg. by Set
		12	OGAWA Tomohiro	-	3	12	15	
		1	TAKANASHI Kenta	-	2	2	4	
		3	HIGUCHI Yuki	-	2	2	4	
		10	KOBAYASHI Mitsuki	-	1	3	4	
		2	KATSUOKA Masato	-	1	-	1	
		4	ARAI Yudai	-	1	-	1	
		7	MURAYAMA Go	-	-	1	1	
		11	EIRO Motoki	-	-	1	1	
		5	KORI Hiroya	-	-	-	-	
		6	MIYAURA Kento	-	-	-	-	
		8	UMEMOTO Rintaro	-	-	-	-	
	9	KASHIMURA Hirohito	-	-	-	-		
Team Totals				-	10	21	31	

Non-Scoring Set	Rk	No.	Name	Running Sets	Faults	Still Sets	Total Attempts	Avg. by Set
		10	KOBAYASHI Mitsuki	-	1	-	1	
		1	TAKANASHI Kenta	-	-	-	-	
		2	KATSUOKA Masato	-	-	-	-	
		3	HIGUCHI Yuki	-	-	-	-	
		4	ARAI Yudai	-	-	-	-	
		5	KORI Hiroya	-	-	-	-	
		6	MIYAURA Kento	-	-	-	-	
		7	MURAYAMA Go	-	-	-	-	
		8	UMEMOTO Rintaro	-	-	-	-	
		9	KASHIMURA Hirohito	-	-	-	-	
		11	EIRO Motoki	-	-	-	-	
		12	OGAWA Tomohiro	-	-	-	-	
Team Totals				-	1	-	1	

Non-Scoring Reception	Rk	No.	Name	Excellents	Faults	Serve Receptions	Total Attempts	Succ. %
	1	2	KATSUOKA Masato	2	-	-	2	100.00
	2	12	OGAWA Tomohiro	8	-	1	9	88.89
	3	1	TAKANASHI Kenta	9	1	1	11	81.82
	4	3	HIGUCHI Yuki	14	2	3	19	73.68
		4	ARAI Yudai	-	-	-	-	
		5	KORI Hiroya	-	-	-	-	
		6	MIYAURA Kento	-	-	-	-	
		7	MURAYAMA Go	-	-	-	-	
		8	UMEMOTO Rintaro	-	-	-	-	
		9	KASHIMURA Hirohito	-	-	-	-	
		10	KOBAYASHI Mitsuki	-	-	-	-	
	11	EIRO Motoki	-	-	-	-		
Limit								
25.00%	Team Totals			33	3	5	41	80.49



SAT 6 JUL 2019


Start Time 12:02 - End Time 13:28

Match Duration: 1h26


Match Statistics

P3

MEX - Mexico

Scoring Spike	Rk	No.	Name	Spikes	Faults	Shots	Total Attempts	Eff %
	1	17	BOJORQUEZ VILLA	5	-	2	7	71.43
	2	3	RAMOS ACEVES Jose Jeronimo	2	-	2	4	50.00
	3	15	ARANDA VENTURA	1	-	2	3	33.33
	4	9	PARRA VALENZUELA Victor Manuel	2	1	1	4	25.00
	5	6	RUBIO CAMARGO Jose Luis	9	5	4	18	22.22
	6	12	FUENTES RASCON Mauro Isaac	2	1	3	6	16.67
	7	1	MORENO HERNANDEZ Alejandro	8	5	6	19	15.79
	8		CARDENAS VALDEZ Jose Angel	1	2	5	8	
	4		LOPEZ ARIAS Orlando	1	1	4	6	
	5		MORAILA QUINTERO Andres	-	-	-	-	
	10		MUNOZ LABRA Luis Manuel	-	-	-	-	
	13		CAMPOS CHAVEZ Martin Humberto	-	-	-	-	
	Limit							
15.00%	Team Totals			31	15	29	75	21.33

Scoring Block	Rk	No.	Name	Kill Blocks	Faults	Rebounds	Total Attempts	Avg. by Set
	1	17	BOJORQUEZ VILLA	3	3	2	8	1.00
	2	1	MORENO HERNANDEZ Alejandro	2	1	1	4	0.67
	2	6	RUBIO CAMARGO Jose Luis	2	1	1	4	0.67
	4	9	PARRA VALENZUELA Victor Manuel	1	-	1	2	0.50
	8		CARDENAS VALDEZ Jose Angel	-	2	1	3	
	4		LOPEZ ARIAS Orlando	-	-	1	1	
	12		FUENTES RASCON Mauro Isaac	-	1	-	1	
	15		ARANDA VENTURA	-	1	-	1	
	3		RAMOS ACEVES Jose Jeronimo	-	-	-	-	
	5		MORAILA QUINTERO Andres	-	-	-	-	
	10		MUNOZ LABRA Luis Manuel	-	-	-	-	
	13		CAMPOS CHAVEZ Martin Humberto	-	-	-	-	
		Team Totals			8	9	7	24

Scoring Service	Rk	No.	Name	Aces	Faults	Serve Hits	Total Attempts	Avg. by Set
	1	1	MORENO HERNANDEZ Alejandro	2	3	4	9	0.67
	2	8	CARDENAS VALDEZ Jose Angel	1	1	5	7	0.33
	15		ARANDA VENTURA	-	3	8	11	
	17		BOJORQUEZ VILLA	-	2	8	10	
	6		RUBIO CAMARGO Jose Luis	-	4	4	8	
	9		PARRA VALENZUELA Victor Manuel	-	1	5	6	
	3		RAMOS ACEVES Jose Jeronimo	-	1	3	4	
	4		LOPEZ ARIAS Orlando	-	-	2	2	
	10		MUNOZ LABRA Luis Manuel	-	-	1	1	
	12		FUENTES RASCON Mauro Isaac	-	1	-	1	
	5		MORAILA QUINTERO Andres	-	-	-	-	
	13		CAMPOS CHAVEZ Martin Humberto	-	-	-	-	
		Team Totals			3	16	40	59

Team	Opponent Errors & Team Faults			
		36	-	



SAT 6 JUL 2019


Start Time 12:02 - End Time 13:28


Match Duration: 1h26


Match Statistics

P3

MEX - Mexico

Non-Scoring Dig	Rk	No.	Name	Digs	Faults	Receptions	Total Attempts	Avg. by Set	
		5	MORAILA QUINTERO Andres	-	1	4	5		
		6	RUBIO CAMARGO Jose Luis	-	2	3	5		
		8	CARDENAS VALDEZ Jose Angel	-	-	5	5		
		13	CAMPOS CHAVEZ Martin Humberto	-	3	-	3		
		1	MORENO HERNANDEZ Alejandro	-	-	2	2		
		4	LOPEZ ARIAS Orlando	-	-	1	1		
		9	PARRA VALENZUELA Victor Manuel	-	-	1	1		
		10	MUNOZ LABRA Luis Manuel	-	-	1	1		
		12	FUENTES RASCON Mauro Isaac	-	1	-	1		
		15	ARANDA VENTURA	-	1	-	1		
		17	BOJORQUEZ VILLA	-	1	-	1		
		3	RAMOS ACEVES Jose Jeronimo	-	-	-	-		
	Team Totals				-	9	17	26	

Non-Scoring Set	Rk	No.	Name	Running Sets	Faults	Still Sets	Total Attempts	Avg. by Set	
		1	MORENO HERNANDEZ Alejandro	-	-	-	-		
		3	RAMOS ACEVES Jose Jeronimo	-	-	-	-		
		4	LOPEZ ARIAS Orlando	-	-	-	-		
		5	MORAILA QUINTERO Andres	-	-	-	-		
		6	RUBIO CAMARGO Jose Luis	-	-	-	-		
		8	CARDENAS VALDEZ Jose Angel	-	-	-	-		
		9	PARRA VALENZUELA Victor Manuel	-	-	-	-		
		10	MUNOZ LABRA Luis Manuel	-	-	-	-		
		12	FUENTES RASCON Mauro Isaac	-	-	-	-		
		13	CAMPOS CHAVEZ Martin Humberto	-	-	-	-		
		15	ARANDA VENTURA	-	-	-	-		
		17	BOJORQUEZ VILLA	-	-	-	-		
	Team Totals				-	-	-	-	

Non-Scoring Reception	Rk	No.	Name	Excellents	Faults	Serve Receptions	Total Attempts	Succ. %	
	1	9	PARRA VALENZUELA Victor Manuel	3	-	-	3	100.00	
	1	12	FUENTES RASCON Mauro Isaac	1	-	-	1	100.00	
	3	5	MORAILA QUINTERO Andres	7	-	3	10	70.00	
	4	6	RUBIO CAMARGO Jose Luis	20	1	9	30	66.67	
	5	3	RAMOS ACEVES Jose Jeronimo	3	1	2	6	50.00	
	6	1	MORENO HERNANDEZ Alejandro	5	1	7	13	38.46	
		4	LOPEZ ARIAS Orlando	-	-	-	-		
		8	CARDENAS VALDEZ Jose Angel	-	-	-	-		
		10	MUNOZ LABRA Luis Manuel	-	-	-	-		
		13	CAMPOS CHAVEZ Martin Humberto	-	-	-	-		
		15	ARANDA VENTURA	-	-	-	-		
		17	BOJORQUEZ VILLA	-	-	-	-		
	Limit								
	25.00%	Team Totals			39	3	21	63	61.90

LEGEND

Avg. Average Eff. Efficiency No. Shirt Number Rk Rank Succ Success %



SAT 6 JUL 2019
Start Time 20:00

Start List

ARG vs SUI

P1

First Refere HSU (TPE)

Second Refere LEE (HKG)

ARG - Argentina

Shirt colour White

No.	Name	Shirt Name	Pos.	Han.	Height	Weight	Highest Reac		Date of Birth	Tournament Totals				
							Spike cm	Block cm		Spik	Bloc	Serv	Total	%
1	NIELSON RAMELLA Ramiro		OS		1.92	86	0	0	13 MAY 199	0	0	0	0	0
4	GIRAUDO ESCURRA Nicolas		MB		2.01	93	0	0	3 AUG 1994	3	3	0	6	14.29
5	FERNANDEZ Ignacio Martin		L		1.80	75	0	0	7 JUN 1994	0	0	0	0	0
6	ROBINS Nicolas		MB		1.93	89	0	0	25 SEP 1996	0	0	0	0	0
7	CACERES Franco Hernan		WS		1.98	94	0	0	28 MAR 199	0	0	0	0	0
8	BITAR Gaspar		S		1.83	73	0	0	19 NOV 199	1	1	1	3	7.14
9	ARDUINO Andres Nicolas (C)		WS		1.87	84	0	0	12 JUN 1995	8	0	0	8	19.05
10	ROBERTS Ignacio		S		1.82	82	0	0	28 MAY 199	0	0	0	0	0
11	BUCCIARELLI Juan Horacio		OS		1.98	92	0	0	26 NOV 199	7	2	1	10	23.81
14	TERAN ULLOA Manuel		OS		1.95	93	0	0	20 MAY 199	2	0	0	2	4.76
15	RAJCZAKOWSKI Flavio Jose		MB		2.01	94	0	0	10 JUL 1998	6	1	0	7	16.67
18	BENAVIDEZ Felipe		WS		1.93	84	0	0	31 JAN 1997	13	0	0	13	30.95

Coac **Assista** PEREIRA Pablo / SIMARO Esteban Ricardo

Phase	Opponent	Sets	Points per Set
Preliminary - Group	MEX	3 - 0	25 - 20, 25 - 16, 25 - 19

SUI - Switzerland

Shirt colour Red

No.	Name	Shirt Name	Pos.	Han.	Height	Weight	Highest Reac		Date of Birth	Tournament Totals				
							Spike cm	Block cm		Spik	Bloc	Serv	Total	%
1	ROTH Yves		OS		1.99	86	328	302	8 MAY 1997	2	0	0	2	28.57
2	HARKSEN Peer (C)		S		1.94	88	330	320	30 DEC 199	0	1	0	1	14.29
3	FRAME Christopher		MB		1.96	90	346	315	17 APR 1996	1	0	0	1	14.29
6	VON BURG Mischa Nicola		MB		1.98	90	335	320	17 DEC 199	2	0	0	2	28.57
7	ZERIKA Karim		MB		1.99	87	346	326	2 DEC 1996	3	4	1	8	114.29
8	ZELLER Quentin		WS		2.00	90	350	310	29 MAR 199	2	0	2	4	57.14
9	PFUND Reto		S		1.91	83	321	309	11 APR 1998	0	0	0	0	0
10	ULRICH Luca		WS		1.97	86	340	320	12 JAN 1997	8	1	1	10	142.86
11	SUESS Nico		WS		1.93	81	331	311	5 MAR 1999	1	0	0	1	14.29
12	FISCHER Julian		L		1.73	66	325	315	4 NOV 1996	0	0	0	0	0
15	WEISIGK Julian		WS		1.95	90	335	320	16 FEB 2000	2	0	0	2	28.57
18	MIKA Irian		WS		1.92	84	330	305	22 DEC 199	0	0	0	0	0

Coac **Assista** FOLMLI Marco / PAULI Melanie

Phase	Opponent	Sets	Points per Set
Preliminary - Group	ITA	0 - 3	17 - 25, 23 - 25, 15 - 25

LEGEND

% Percentage of total team s (C) Team Captain
 LH Left Handed MB Middle blocker BH Both Handed
 PR Preliminary RH Right Handed No. Shirt Number OS Opposite hitter L Libero
 S Setter WS Outside hitter Pos Playing Position



SAT 6 JUL 2019
Start Time 20:00 - End Time 21:53
Match Duration 1h52

Results
P2

ARG vs SUI
3 1

Team	Sets	1	2	3	4	Total
ARG	3	25	22	25	25	97
SUI	1	20	25	18	20	83
	Playing Time	24min	25min	24min	26min	1h41

First Refere HSU (TPE)

Second Refere LEE (HKG)

ARG - Argentina								
No.	Name	Pos	1	2	3	4	5	Pts
1	NIELSON RAMELLA Ramiro	OS	15	4		4		
4	GIRAUDO ESCURRA Nicolas	MB	1	5	1	6		7
5	FERNANDEZ Ignacio Martin	L	L	L	L	L		
6	ROBINS Nicolas	MB						
7	CACERES Franco Hernan	WS			4	9		
8	BITAR Gaspar	S	2	6	2	1		5
9	ARDUINO Andres Nicolas (C)	WS	6	4	6	5		12
10	ROBERTS Ignacio	S	4			15		
11	BUCCIARELLI Juan Horacio	OS	5	3	5	4		20
14	TERAN ULLOA Manuel	OS	8	8				
15	RAJZAKOWSKI Flavio Jose	MB	4	2	4	3		8
18	BENAVIDEZ Felipe	WS	3	1	3	2		15

SUI - Switzerland								
No.	Name	Pos	1	2	3	4	5	Pts
1	ROTH Yves	OS	3	3	3	3		18
2	HARKSEN Peer (C)	S	6	6	6	9		2
3	FRAME Christopher	MB	8				2	1
6	VON BURG Mischa Nicola	MB	2	2	2			7
7	ZERIKA Karim	MB	5	5	5	5		10
8	ZELLER Quentin	WS	1	1	1	11		7
9	PFUND Reto	S			2	6		
10	ULRICH Luca	WS	4	4	4	4		15
11	SUESS Nico	WS			8	1		
12	FISCHER Julian	L	L	L	L	L		
15	WEISIGK Julian	WS						
18	MIKA Irian	WS						

Coach
Assistant Coach PEREIRA Pablo / SIMARO Esteban Ricardo

Coach
Assistant Coach FOLMLI Marco / PAULI Melanie

TEAM AND PLAYER PERFORMANCES

Won	Total Atts	No. Name	Scoring Skills	Won	Total Atts	No. Name
54	112	Total Team	Spike	50	115	Total Team
17	33	11 BUCCIARELLI Juan Horacio		15	31	1 ROTH Yves
15	35	18 BENAVIDEZ Felipe		14	33	10 ULRICH Luca
12	25	9 ARDUINO Andres Nicolas		7	12	7 ZERIKA Karim
11	44	Total Team	Block	9	47	Total Team
4	11	8 BITAR Gaspar		3	5	1 ROTH Yves
3	10	4 GIRAUDO ESCURRA Nicolas		3	14	7 ZERIKA Karim
3	12	15 RAJZAKOWSKI Flavio Jose		1	5	6 VON BURG Mischa Nicola
2	96	Total Team	Serve	1	84	Total Team
2	19	11 BUCCIARELLI Juan Horacio		1	13	10 ULRICH Luca
58		Total Team	Opp. Error	56		Total Team
125	252	Total Team	Total	116	246	Total Team
20	57	11 BUCCIARELLI Juan Horacio	Best Scorer	18	51	1 ROTH Yves

LEGEND

(C) Team Captain
nn Substitute where nn = shirt number of outgoing player
MB Middle blocker
OS Opposite hitter
S Setter
n Starting line-up where n= starting position on court
Atts Attempts
No. Shirt Number
Pos Playing Position
WS Outside hitter
L Substitute Libero
L Libero
Opp Opponent
Pts Points scored



SAT 6 JUL 2019

Start Time 20:00 - End Time 21:53

Match Duration: 1h52

Match Statistics

P3


ARG vs SUI
3 1


Team	Sets	1	2	3	4	Total
ARG	3	25	22	25	25	97
SUI	1	20	25	18	20	83
	Playing Time	24min	25min	24min	26min	1h41


First Refere HSU (TPE)

Second Refere LEE (HKG)

ARG - Argentina

Scoring Spike	Rk	No.	Name	Spikes	Faults	Shots	Total Attempts	Eff %	
	1	15	RAJCAKOWSKI Flavio Jose	5	-	4	9	55.56	
	2	4	GIRAUDO ESCURRA Nicolas	4	1	1	6	50.00	
	2	8	BITAR Gaspar	1	-	1	2	50.00	
	4	11	BUCCIARELLI Juan Horacio	17	4	12	33	39.39	
	5	9	ARDUINO Andres Nicolas	12	3	10	25	36.00	
	6	18	BENAVIDEZ Felipe	15	7	13	35	22.86	
		5	FERNANDEZ Ignacio Martin	-	-	2	2	-	
		1	NIELSON RAMELLA Ramiro Nicolas	-	-	-	-	-	
		6	ROBINS Nicolas	-	-	-	-	-	
		7	CACERES Franco Hernan	-	-	-	-	-	
		10	ROBERTS Ignacio	-	-	-	-	-	
		14	TERAN ULLOA Manuel	-	-	-	-	-	
	Limit								
	15.00%	Team Totals			54	15	43	112	34.82

Scoring Block	Rk	No.	Name	Kill Blocks	Faults	Rebounds	Total Attempts	Avg. by Set
	1	8	BITAR Gaspar	4	5	2	11	1.00
	2	15	RAJCAKOWSKI Flavio Jose	3	4	5	12	0.75
	2	4	GIRAUDO ESCURRA Nicolas	3	3	4	10	0.75
	4	11	BUCCIARELLI Juan Horacio	1	3	1	5	0.25
		18	BENAVIDEZ Felipe	-	3	1	4	-
		9	ARDUINO Andres Nicolas	-	-	1	1	-
		14	TERAN ULLOA Manuel	-	-	1	1	-
		1	NIELSON RAMELLA Ramiro Nicolas	-	-	-	-	-
		5	FERNANDEZ Ignacio Martin	-	-	-	-	-
		6	ROBINS Nicolas	-	-	-	-	-
		7	CACERES Franco Hernan	-	-	-	-	-
	10	ROBERTS Ignacio	-	-	-	-	-	
	Team Totals			11	18	15	44	2.75

Scoring Service	Rk	No.	Name	Aces	Faults	Serve Hits	Total Attempts	Avg. by Set	
	1	11	BUCCIARELLI Juan Horacio	2	5	12	19	0.50	
		18	BENAVIDEZ Felipe	-	2	16	18	-	
		8	BITAR Gaspar	-	3	13	16	-	
		9	ARDUINO Andres Nicolas	-	-	15	15	-	
		15	RAJCAKOWSKI Flavio Jose	-	2	11	13	-	
		4	GIRAUDO ESCURRA Nicolas	-	1	8	9	-	
		1	NIELSON RAMELLA Ramiro Nicolas	-	2	2	4	-	
		10	ROBERTS Ignacio	-	2	2	2	-	
		5	FERNANDEZ Ignacio Martin	-	-	-	-	-	
		6	ROBINS Nicolas	-	-	-	-	-	
		7	CACERES Franco Hernan	-	-	-	-	-	
		14	TERAN ULLOA Manuel	-	-	-	-	-	
		Team Totals			2	15	79	96	0.50

Team	Opponent Errors & Team Faults	58	-		
------	-------------------------------	----	---	--	--



SAT 6 JUL 2019


Start Time 20:00 - End Time 21:53


Match Duration: 1h52


Match Statistics

P3

ARG - Argentina

Non-Scoring Dig	Rk	No.	Name	Digs	Faults	Receptions	Total Attempts	Avg. by Set	
	1	5	FERNANDEZ Ignacio Martin	4	5	5	14	4.00	
	2	1	NIELSON RAMELLA Ramiro Nicolas	1	-	-	1	0.33	
	3	11	BUCCIARELLI Juan Horacio	1	3	6	10	0.25	
	3	9	ARDUINO Andres Nicolas	1	2	5	8	0.25	
	3	4	GIRAUDO ESCURRA Nicolas	1	-	1	2	0.25	
		8	BITAR Gaspar	-	3	8	11		
		18	BENAVIDEZ Felipe	-	1	3	4		
		7	CACERES Franco Hernan	-	1	-	1		
		15	RAJZAKOWSKI Flavio Jose	-	-	1	1		
		6	ROBINS Nicolas	-	-	-	-		
		10	ROBERTS Ignacio	-	-	-	-		
		14	TERAN ULLOA Manuel	-	-	-	-		
	Team Totals				8	15	29	52	2.00

Non-Scoring Set	Rk	No.	Name	Running Sets	Faults	Still Sets	Total Attempts	Avg. by Set	
	1	8	BITAR Gaspar	53	1	29	83	13.25	
	2	5	FERNANDEZ Ignacio Martin	3	-	4	7	3.00	
	3	4	GIRAUDO ESCURRA Nicolas	1	-	2	3	0.25	
	3	15	RAJZAKOWSKI Flavio Jose	1	-	1	2	0.25	
	3	9	ARDUINO Andres Nicolas	1	-	-	1	0.25	
		1	NIELSON RAMELLA Ramiro Nicolas	-	-	-	-		
		6	ROBINS Nicolas	-	-	-	-		
		7	CACERES Franco Hernan	-	-	-	-		
		10	ROBERTS Ignacio	-	-	-	-		
		11	BUCCIARELLI Juan Horacio	-	-	-	-		
		14	TERAN ULLOA Manuel	-	-	-	-		
		18	BENAVIDEZ Felipe	-	-	-	-		
	Team Totals				59	1	36	96	14.75

Non-Scoring Reception	Rk	No.	Name	Excellents	Faults	Serve Receptions	Total Attempts	Succ. %	
	1	5	FERNANDEZ Ignacio Martin	9	-	5	14	64.29	
	2	18	BENAVIDEZ Felipe	16	1	20	37	43.24	
	3	9	ARDUINO Andres Nicolas	4	-	13	17	23.53	
		4	GIRAUDO ESCURRA Nicolas	-	-	1	1		
		15	RAJZAKOWSKI Flavio Jose	-	-	1	1		
		1	NIELSON RAMELLA Ramiro Nicolas	-	-	-	-		
		6	ROBINS Nicolas	-	-	-	-		
		7	CACERES Franco Hernan	-	-	-	-		
		8	BITAR Gaspar	-	-	-	-		
		10	ROBERTS Ignacio	-	-	-	-		
		11	BUCCIARELLI Juan Horacio	-	-	-	-		
		14	TERAN ULLOA Manuel	-	-	-	-		
	Limit								
	25.00%	Team Totals			29	1	40	70	41.43



SAT 6 JUL 2019


Start Time 20:00 - End Time 21:53


Match Duration: 1h52


Match Statistics

P3

SUI - Switzerland

Scoring Spike	Rk	No.	Name	Spikes	Faults	Shots	Total Attempts	Eff %	
	1	2	HARKSEN Peer	1	-	-	1	100.00	
	2	7	ZERIKA Karim	7	1	4	12	50.00	
	2	6	VON BURG Mischa Nicola	6	1	3	10	50.00	
	2	3	FRAME Christopher	1	-	1	2	50.00	
	5	1	ROTH Yves	15	5	11	31	32.26	
	6	10	ULRICH Luca	14	5	14	33	27.27	
		8	ZELLER Quentin	6	9	7	22		
		11	SUESS Nico	-	1	2	3		
		9	PFUND Reto	-	-	1	1		
		12	FISCHER Julian	-	-	-	-		
		15	WEISIGK Julian	-	-	-	-		
		18	MIKA Irian	-	-	-	-		
	Limit								
	15.00%	Team Totals			50	22	43	115	24.35

Scoring Block	Rk	No.	Name	Kill Blocks	Faults	Rebounds	Total Attempts	Avg. by Set	
	1	7	ZERIKA Karim	3	5	6	14	0.75	
	1	1	ROTH Yves	3	1	1	5	0.75	
	3	6	VON BURG Mischa Nicola	1	3	1	5	0.33	
	4	2	HARKSEN Peer	1	5	-	6	0.25	
	4	8	ZELLER Quentin	1	2	1	4	0.25	
		9	PFUND Reto	-	-	5	5		
		10	ULRICH Luca	-	1	4	5		
		3	FRAME Christopher	-	2	1	3		
		11	SUESS Nico	-	-	-	-		
		12	FISCHER Julian	-	-	-	-		
		15	WEISIGK Julian	-	-	-	-		
		18	MIKA Irian	-	-	-	-		
	Team Totals				9	19	19	47	2.25

Scoring Service	Rk	No.	Name	Aces	Faults	Serve Hits	Total Attempts	Avg. by Set	
	1	10	ULRICH Luca	1	1	11	13	0.25	
		1	ROTH Yves	-	4	11	15		
		7	ZERIKA Karim	-	1	14	15		
		8	ZELLER Quentin	-	4	8	12		
		6	VON BURG Mischa Nicola	-	1	10	11		
		2	HARKSEN Peer	-	-	9	9		
		3	FRAME Christopher	-	1	4	5		
		9	PFUND Reto	-	-	4	4		
		11	SUESS Nico	-	-	-	-		
		12	FISCHER Julian	-	-	-	-		
		15	WEISIGK Julian	-	-	-	-		
		18	MIKA Irian	-	-	-	-		
	Team Totals				1	12	71	84	0.25

Team	Opponent Errors & Team Faults	56	-		
-------------	--	-----------	----------	--	--



SAT 6 JUL 2019


Start Time 20:00 - End Time 21:53


Match Duration: 1h52


Match Statistics

P3

SUI - Switzerland

Non-Scoring Dig	Rk	No.	Name	Digs	Faults	Receptions	Total Attempts	Avg. by Set
	1	12	FISCHER Julian	4	5	7	16	4.00
	2	10	ULRICH Luca	1	1	2	4	0.25
	1		ROTH Yves	-	1	2	3	
	2		HARKSEN Peer	-	-	3	3	
	6		VON BURG Mischa Nicola	-	1	2	3	
	8		ZELLER Quentin	-	2	1	3	
	7		ZERIKA Karim	-	1	1	2	
	9		PFUND Reto	-	1	1	2	
	3		FRAME Christopher	-	-	1	1	
	11		SUESS Nico	-	-	-	-	
	15		WEISIGK Julian	-	-	-	-	
	18		MIKA Irian	-	-	-	-	
	Team Totals				5	12	20	37

Non-Scoring Set	Rk	No.	Name	Running Sets	Faults	Still Sets	Total Attempts	Avg. by Set
	1	2	HARKSEN Peer	34	2	24	60	8.50
	1	9	PFUND Reto	17	-	14	31	8.50
	3	12	FISCHER Julian	1	-	2	3	1.00
	6		VON BURG Mischa Nicola	-	-	2	2	
	1		ROTH Yves	-	-	1	1	
	8		ZELLER Quentin	-	-	1	1	
	3		FRAME Christopher	-	-	-	-	
	7		ZERIKA Karim	-	-	-	-	
	10		ULRICH Luca	-	-	-	-	
	11		SUESS Nico	-	-	-	-	
	15		WEISIGK Julian	-	-	-	-	
	18		MIKA Irian	-	-	-	-	
	Team Totals				52	2	44	98

Non-Scoring Reception	Rk	No.	Name	Excellents	Faults	Serve Receptions	Total Attempts	Succ. %
	1	6	VON BURG Mischa Nicola	1	-	-	1	100.00
	2	12	FISCHER Julian	12	-	13	25	48.00
	3	10	ULRICH Luca	8	-	11	19	42.11
	4	8	ZELLER Quentin	10	1	17	28	35.71
	5	11	SUESS Nico	2	1	3	6	33.33
	7		ZERIKA Karim	-	-	1	1	
	1		ROTH Yves	-	-	-	-	
	2		HARKSEN Peer	-	-	-	-	
	3		FRAME Christopher	-	-	-	-	
	9		PFUND Reto	-	-	-	-	
	15		WEISIGK Julian	-	-	-	-	
	18		MIKA Irian	-	-	-	-	
	Limit							
25.00%	Team Totals			33	2	45	80	41.25

LEGEND

Avg. Average

Eff. Efficiency

No. Shirt Number

Rk Rank

Suc Success %



SUN 7 JUL 2019
Start Time 20:00

Start List

ITA vs ARG

P1

First Referee: LEE (HKG)

Second Referee: GHARIB (IRI)

ITA - Italy

Shirt colour: White

No.	Name	Shirt Name	Pos.	Han.	Height	Weight	Highest Reach		Date of Birth	Tournament Totals				
							Spike cm	Block cm		Spike	Block	Serve	Total	%
1	RICCI Fabio (C)		WS		1.80	78	0	0	11 JUL 1994	4	1	0	5	12.82
2	PINALI Giulio		MB		1.80	80	0	0	2 JUL 1997	12	2	1	15	38.46
3	MILAN Sebastiano		OS		1.86	80	0	0	6 APR 1995	1	0	0	1	2.56
4	RAFFAELLI Giacomo		WS		1.89	87	0	0	7 FEB 1995	6	1	0	7	17.95
5	POLO Alberto		OS		1.90	80	0	0	7 SEP 1995	4	4	1	9	23.08
6	ROMANO Yuri		WS		1.80	78	0	0	26 JUL 1997	0	0	0	0	0
8	ZONCA Paolo		WS		1.86	80	0	0	13 MAY 1997	0	0	0	0	0
9	PIEROTTI Marco		MB		1.85	77	0	0	19 JUN 1996	3	0	1	4	10.26
10	SALSI Nicola		S		1.87	80	0	0	13 SEP 1997	1	2	0	3	7.69
11	PICCINELLI Alessandro		L		1.79	76	0	0	30 JAN 1997	0	0	0	0	0
12	GALASSI Gianluca		WS		1.89	80	0	0	24 JUL 1997	0	0	0	0	0
13	ZOPPELLARI Francesco		S		1.80	76	0	0	27 MAY 1997	0	0	0	0	0

Coach GRAZIOSI Gianluca

Assistant TOMASELLO Giacomo / GIORDANI Massimiliano

Phase	Opponent	Sets	Points per Set
Preliminary - Group D	SUI	3 - 0	25 - 17, 25 - 23, 25 - 15

ARG - Argentina

Shirt colour: Blue

No.	Name	Shirt Name	Pos.	Han.	Height	Weight	Highest Reach		Date of Birth	Tournament Totals				
							Spike cm	Block cm		Spike	Block	Serve	Total	%
1	NIELSON RAMELLA Ramiro Nicola		OS		1.92	86	0	0	13 MAY 1996	0	0	0	0	0
4	GIRAUDO ESCURRA Nicolas		MB		2.01	93	0	0	3 AUG 1994	7	6	0	13	15.66
5	FERNANDEZ Ignacio Martin		L		1.80	75	0	0	7 JUN 1994	0	0	0	0	0
6	ROBINS Nicolas		MB		1.93	89	0	0	25 SEP 1996	0	0	0	0	0
7	CACERES Franco Hernan		WS		1.98	94	0	0	28 MAR 1994	0	0	0	0	0
8	BITAR Gaspar		S		1.83	73	0	0	19 NOV 1995	2	5	1	8	9.64
9	ARDUINO Andres Nicolas (C)		WS		1.87	84	0	0	12 JUN 1995	20	0	0	20	24.10
10	ROBERTS Ignacio		S		1.82	82	0	0	28 MAY 1997	0	0	0	0	0
11	BUCCIARELLI Juan Horacio		OS		1.98	92	0	0	26 NOV 1997	24	3	3	30	36.14
14	TERAN ULLOA Manuel		OS		1.95	93	0	0	20 MAY 1994	2	0	0	2	2.41
15	RAJCZAKOWSKI Flavio Jose		MB		2.01	94	0	0	10 JUL 1998	11	4	0	15	18.07
18	BENAVIDEZ Felipe		WS		1.93	84	0	0	31 JAN 1997	28	0	0	28	33.73

Coach KANTOR Waldo Ariel

Assistant PEREIRA Pablo / SIMARO Esteban Ricardo

Phase	Opponent	Sets	Points per Set
Preliminary - Group D	MEX	3 - 0	25 - 20, 25 - 16, 25 - 19
Preliminary - Group D	SUI	3 - 1	25 - 20, 22 - 25, 25 - 18, 25 - 20

LEGEND

%	Percentage of total team score	(C)	Team Captain	BH	Both Handed	Han.	Handedness	L	Libero
LH	Left Handed	MB	Middle blocker	No.	Shirt Number	OS	Opposite hitter	Pos	Playing Position
PR	Preliminary	RH	Right Handed	S	Setter	WS	Outside hitter		



SUN 7 JUL 2019
Start Time 20:00 - End Time 22:16
Match Duration 2h16

Results
P2

ITA vs ARG
3 2

Team	Sets	1	2	3	4	5	Total
ITA	3	23	20	25	25	15	108
ARG	2	25	25	15	23	12	100
	Playing Time	27min	28min	23min	26min	16min	2h

First Referee: LEE (HKG)

Second Referee: GHARIB (IRI)

ITA - Italy								
No.	Name	Pos.	1	2	3	4	5	Pts
1	RICCI Fabio (C)	WS	4	5				3
2	PINALI Giulio	MB	2	3	2	3	3	27
3	MILAN Sebastiano	OS		1				1
4	RAFFAELLI Giacomo	WS	3	4	3	4	4	14
5	POLO Alberto	OS	1	2	1	2	2	12
6	ROMANO Yuri	WS				4	4	
8	ZONCA Paolo	WS		3	6	1	1	11
9	PIEROTTI Marco	MB	6					
10	SALSI Nicola	S	5	6				1
11	PICCINELLI Alessandro	L	L	L	L	L	L	
12	GALASSI Gianluca	WS		1	4	5	5	8
13	ZOPPELLARI Francesco	S		10	5	6	6	1

ARG - Argentina								
No.	Name	Pos.	1	2	3	4	5	Pts
1	NIELSON RAMELLA Ramiro Nicolas	OS	15	4	9	5	5	7
4	GIRAUDO ESCURRA Nicolas	MB	1	6	1	6	6	6
5	FERNANDEZ Ignacio Martin	L	L	L	L	L	L	
6	ROBINS Nicolas	MB						
7	CACERES Franco Hernan	WS		9				
8	BITAR Gaspar	S	2	1	2	1	1	1
9	ARDUINO Andres Nicolas (C)	WS	6	5	6			3
10	ROBERTS Ignacio	S			11			
11	BUCCIARELLI Juan Horacio	OS	5	4	5	4	4	19
14	TERAN ULLOA Manuel	OS	8	8	8	8	8	1
15	RAJCZAKOWSKI Flavio Jose	MB	4	3	4	3	3	5
18	BENAVIDEZ Felipe	WS	3	2	3	2	2	26

Coach GRAZIOSI Gianluca
Assistant Coach TOMASELLO Giacomo / GIORDANI

Coach KANTOR Waldo Ariel
Assistant Coach PEREIRA Pablo / SIMARO Esteban Ricardo

TEAM AND PLAYER PERFORMANCES

Won	Total Atts	No.	Name	Scoring Skills	Won	Total Atts	No.	Name
59	120	Total	Team	Spike	58	130	Total	Team
21	36	2	PINALI Giulio		24	45	18	BENAVIDEZ Felipe
11	21	4	RAFFAELLI Giacomo		17	40	11	BUCCIARELLI Juan Horacio
11	21	8	ZONCA Paolo		7	16	1	NIELSON RAMELLA Ramiro Nicolas
16	59	Total	Team	Block	6	42	Total	Team
6	16	5	POLO Alberto		2	9	4	GIRAUDO ESCURRA Nicolas
3	7	4	RAFFAELLI Giacomo		1	5	9	ARDUINO Andres Nicolas
3	11	2	PINALI Giulio		1	4	11	BUCCIARELLI Juan Horacio
3	107	Total	Team	Serve	4	100	Total	Team
3	20	2	PINALI Giulio		2	16	18	BENAVIDEZ Felipe
					1	15	11	BUCCIARELLI Juan Horacio
					1	18	15	RAJCZAKOWSKI Flavio Jose
54		Total	Team	Opp. Error	65		Total	Team
132	286	Total	Team	Total	133	272	Total	Team
27	67	2	PINALI Giulio	Best Scorer	26	66	18	BENAVIDEZ Felipe

LEGEND

(C) Team Captain
nn Substitute where nn = shirt number of outgoing player
MB Middle blocker
OS Opposite hitter
S Setter
n Starting line-up where n= starting position on court
Atts Attempts
No. Shirt Number
Pos Playing Position
WS Outside hitter
L Substitute Libero
L Libero
Opp. Opponent
Pts Points scored



SUN 7 JUL 2019

Start Time 20:00 - End Time 22:16

Match Duration: 2h16

Match Statistics

P3

ITA vs ARG


3 2


Team	Sets	1	2	3	4	5	Total
ITA	3	23	20	25	25	15	108
ARG	2	25	25	15	23	12	100
	Playing Time	27min	28min	23min	26min	16min	2h


First Referee: LEE (HKG)

Second Referee: GHARIB (IRI)

ITA - Italy

Scoring Spike	Rk	No.	Name	Spikes	Faults	Shots	Total Attempts	Eff %
	1	1	RICCI Fabio	3	-	1	4	75.00
	2	12	GALASSI Gianluca	6	1	3	10	50.00
	3	8	ZONCA Paolo	11	1	9	21	47.62
	4	2	PINALI Giulio	21	4	11	36	47.22
	5	4	RAFFAELLI Giacomo	11	3	7	21	38.10
	5	5	POLO Alberto	6	4	5	15	
	3	3	MILAN Sebastiano	1	1	3	5	
	9	9	PIEROTTI Marco	-	2	5	7	
	13	13	ZOPPELLARI Francesco	-	-	1	1	
	6	6	ROMANO' Yuri	-	-	-	-	
	10	10	SALSI Nicola	-	-	-	-	
11	11	PICCINELLI Alessandro	-	-	-	-		
Limit								
15.00%	Team Totals			59	16	45	120	35.83

Scoring Block	Rk	No.	Name	Kill Blocks	Faults	Rebounds	Total Attempts	Avg. by Set
	1	5	POLO Alberto	6	6	4	16	1.20
	2	2	PINALI Giulio	3	5	3	11	0.60
	2	4	RAFFAELLI Giacomo	3	1	3	7	0.60
	4	12	GALASSI Gianluca	2	3	3	8	0.50
	4	10	SALSI Nicola	1	1	1	3	0.50
	6	13	ZOPPELLARI Francesco	1	1	-	2	0.25
	3	3	MILAN Sebastiano	-	3	1	4	
	8	8	ZONCA Paolo	-	2	1	3	
	9	9	PIEROTTI Marco	-	2	1	3	
	1	1	RICCI Fabio	-	1	1	2	
	6	6	ROMANO' Yuri	-	-	-	-	
11	11	PICCINELLI Alessandro	-	-	-	-		
	Team Totals			16	25	18	59	3.20

Scoring Service	Rk	No.	Name	Aces	Faults	Serve Hits	Total Attempts	Avg. by Set
	1	2	PINALI Giulio	3	8	9	20	0.60
	5	5	POLO Alberto	-	3	17	20	
	12	12	GALASSI Gianluca	-	-	15	15	
	4	4	RAFFAELLI Giacomo	-	-	13	13	
	13	13	ZOPPELLARI Francesco	-	2	11	13	
	8	8	ZONCA Paolo	-	1	9	10	
	1	1	RICCI Fabio	-	1	6	7	
	6	6	ROMANO' Yuri	-	1	2	3	
	9	9	PIEROTTI Marco	-	1	2	3	
	10	10	SALSI Nicola	-	-	2	2	
	3	3	MILAN Sebastiano	-	1	-	1	
11	11	PICCINELLI Alessandro	-	-	-	-		
	Team Totals			3	18	86	107	0.60

Team	Opponent Errors & Team Faults	54	-		
------	-------------------------------	----	---	--	--



SUN 7 JUL 2019


Start Time 20:00 - End Time 22:16


Match Duration: 2h16


Match Statistics

P3

ITA - Italy

Non-Scoring Dig	Rk	No.	Name	Digs	Faults	Receptions	Total Attempts	Avg. by Set
		11	PICCINELLI Alessandro	-	1	8	9	
		4	RAFFAELLI Giacomo	-	1	5	6	
		2	PINALI Giulio	-	2	2	4	
		12	GALASSI Gianluca	-	1	1	2	
		3	MILAN Sebastiano	-	-	1	1	
		5	POLO Alberto	-	-	1	1	
		13	ZOPPELLARI Francesco	-	1	-	1	
		1	RICCI Fabio	-	-	-	-	
		6	ROMANO' Yuri	-	-	-	-	
		8	ZONCA Paolo	-	-	-	-	
		9	PIEROTTI Marco	-	-	-	-	
	10	SALSI Nicola	-	-	-	-		
Team Totals				-	6	18	24	

Non-Scoring Set	Rk	No.	Name	Running Sets	Faults	Still Sets	Total Attempts	Avg. by Set
		10	SALSI Nicola	-	1	-	1	
		13	ZOPPELLARI Francesco	-	1	-	1	
		1	RICCI Fabio	-	-	-	-	
		2	PINALI Giulio	-	-	-	-	
		3	MILAN Sebastiano	-	-	-	-	
		4	RAFFAELLI Giacomo	-	-	-	-	
		5	POLO Alberto	-	-	-	-	
		6	ROMANO' Yuri	-	-	-	-	
		8	ZONCA Paolo	-	-	-	-	
		9	PIEROTTI Marco	-	-	-	-	
		11	PICCINELLI Alessandro	-	-	-	-	
		12	GALASSI Gianluca	-	-	-	-	
Team Totals				-	2	-	2	

Non-Scoring Reception	Rk	No.	Name	Excellents	Faults	Serve Receptions	Total Attempts	Succ. %
	1	9	PIEROTTI Marco	3	-	-	3	100.00
	1	5	POLO Alberto	1	-	-	1	100.00
	3	4	RAFFAELLI Giacomo	27	-	11	38	71.05
	4	8	ZONCA Paolo	10	1	9	20	50.00
	4	3	MILAN Sebastiano	5	-	5	10	50.00
	6	11	PICCINELLI Alessandro	5	1	9	15	33.33
		1	RICCI Fabio	-	1	-	1	
		13	ZOPPELLARI Francesco	-	1	-	1	
		2	PINALI Giulio	-	-	-	-	
		6	ROMANO' Yuri	-	-	-	-	
		10	SALSI Nicola	-	-	-	-	
		12	GALASSI Gianluca	-	-	-	-	
Limit								
25.00%	Team Totals			51	4	34	89	57.30



SUN 7 JUL 2019


Start Time 20:00 - End Time 22:16


Match Duration: 2h16


Match Statistics

P3

ARG - Argentina

Scoring Spike	Rk	No.	Name	Spikes	Faults	Shots	Total Attempts	Eff %	
	1	15	RAJZAKOWSKI Flavio Jose	3	-	4	7	42.86	
	2	1	NIELSON RAMELLA Ramiro Nicolas	7	2	7	16	31.25	
	3	18	BENAVIDEZ Felipe	24	11	10	45	28.89	
	11		BUCCIARELLI Juan Horacio	17	10	13	40		
	4		GIRAUDO ESCURRA Nicolas	4	3	3	10		
	9		ARDUINO Andres Nicolas	2	2	5	9		
	8		BITAR Gaspar	1	1	-	2		
	10		ROBERTS Ignacio	-	1	-	1		
	5		FERNANDEZ Ignacio Martin	-	-	-	-		
	6		ROBINS Nicolas	-	-	-	-		
	7		CACERES Franco Hernan	-	-	-	-		
	14		TERAN ULLOA Manuel	-	-	-	-		
	Limit								
	15.00%	Team Totals			58	30	42	130	21.54

Scoring Block	Rk	No.	Name	Kill Blocks	Faults	Rebounds	Total Attempts	Avg. by Set	
	1	4	GIRAUDO ESCURRA Nicolas	2	1	6	9	0.40	
	2	9	ARDUINO Andres Nicolas	1	2	2	5	0.33	
	3	15	RAJZAKOWSKI Flavio Jose	1	6	3	10	0.20	
	3	11	BUCCIARELLI Juan Horacio	1	2	1	4	0.20	
	3	14	TERAN ULLOA Manuel	1	-	2	3	0.20	
	8		BITAR Gaspar	-	4	1	5		
	18		BENAVIDEZ Felipe	-	3	2	5		
	10		ROBERTS Ignacio	-	-	1	1		
	1		NIELSON RAMELLA Ramiro Nicolas	-	-	-	-		
	5		FERNANDEZ Ignacio Martin	-	-	-	-		
	6		ROBINS Nicolas	-	-	-	-		
	7		CACERES Franco Hernan	-	-	-	-		
	Team Totals				6	18	18	42	1.20

Scoring Service	Rk	No.	Name	Aces	Faults	Serve Hits	Total Attempts	Avg. by Set	
	1	18	BENAVIDEZ Felipe	2	3	11	16	0.40	
	2	15	RAJZAKOWSKI Flavio Jose	1	1	16	18	0.20	
	2	11	BUCCIARELLI Juan Horacio	1	3	11	15	0.20	
	8		BITAR Gaspar	-	1	13	14		
	1		NIELSON RAMELLA Ramiro Nicolas	-	1	12	13		
	4		GIRAUDO ESCURRA Nicolas	-	1	12	13		
	9		ARDUINO Andres Nicolas	-	-	8	8		
	10		ROBERTS Ignacio	-	-	2	2		
	14		TERAN ULLOA Manuel	-	1	-	1		
	5		FERNANDEZ Ignacio Martin	-	-	-	-		
	6		ROBINS Nicolas	-	-	-	-		
	7		CACERES Franco Hernan	-	-	-	-		
	Team Totals				4	11	85	100	0.80

Team	Opponent Errors & Team Faults			
		65	-	



SUN 7 JUL 2019


Start Time 20:00 - End Time 22:16


Match Duration: 2h16


Match Statistics

P3

ARG - Argentina

Non-Scoring Dig	Rk	No.	Name	Digs	Faults	Receptions	Total Attempts	Avg. by Set	
		5	FERNANDEZ Ignacio Martin	-	1	6	7		
		1	NIELSON RAMELLA Ramiro Nicolas	-	-	4	4		
		11	BUCCIARELLI Juan Horacio	-	4	-	4		
		8	BITAR Gaspar	-	1	1	2		
		4	GIRAUDO ESCURRA Nicolas	-	-	1	1		
		9	ARDUINO Andres Nicolas	-	-	1	1		
		10	ROBERTS Ignacio	-	-	1	1		
		18	BENAVIDEZ Felipe	-	1	-	1		
		6	ROBINS Nicolas	-	-	-	-		
		7	CACERES Franco Hernan	-	-	-	-		
		14	TERAN ULLOA Manuel	-	-	-	-		
		15	RAJCZAKOWSKI Flavio Jose	-	-	-	-		
	Team Totals				-	7	14	21	

Non-Scoring Set	Rk	No.	Name	Running Sets	Faults	Still Sets	Total Attempts	Avg. by Set
		11	BUCCIARELLI Juan Horacio	-	1	-	1	
		1	NIELSON RAMELLA Ramiro Nicolas	-	-	-	-	
		4	GIRAUDO ESCURRA Nicolas	-	-	-	-	
		5	FERNANDEZ Ignacio Martin	-	-	-	-	
		6	ROBINS Nicolas	-	-	-	-	
		7	CACERES Franco Hernan	-	-	-	-	
		8	BITAR Gaspar	-	-	-	-	
		9	ARDUINO Andres Nicolas	-	-	-	-	
		10	ROBERTS Ignacio	-	-	-	-	
		14	TERAN ULLOA Manuel	-	-	-	-	
		15	RAJCZAKOWSKI Flavio Jose	-	-	-	-	
		18	BENAVIDEZ Felipe	-	-	-	-	
	Team Totals				-	1	-	1

Non-Scoring Reception	Rk	No.	Name	Excellents	Faults	Serve Receptions	Total Attempts	Succ. %	
	1	10	ROBERTS Ignacio	1	-	-	1	100.00	
	2	1	NIELSON RAMELLA Ramiro Nicolas	7	-	4	11	63.64	
	3	9	ARDUINO Andres Nicolas	10	1	7	18	55.56	
	4	18	BENAVIDEZ Felipe	18	1	15	34	52.94	
	5	5	FERNANDEZ Ignacio Martin	12	1	10	23	52.17	
		4	GIRAUDO ESCURRA Nicolas	-	-	1	1		
		15	RAJCZAKOWSKI Flavio Jose	-	-	1	1		
		6	ROBINS Nicolas	-	-	-	-		
		7	CACERES Franco Hernan	-	-	-	-		
		8	BITAR Gaspar	-	-	-	-		
		11	BUCCIARELLI Juan Horacio	-	-	-	-		
		14	TERAN ULLOA Manuel	-	-	-	-		
	Limit								
	25.00%	Team Totals			48	3	38	89	53.93

LEGEND

Avg. Average Eff. Efficiency No. Shirt Number Rk Rank Succ Success %



SUN 7 JUL 2019
Start Time 20:00

Start List

SUI vs JPN

P1

First Refere DZIEWIRZ (CAN)

Second Refere MEDVID (UKR)

SUI - Switzerland

Shirt colour White

No.	Name	Shirt Name	Pos.	Han.	Height	Weight	Highest Reac		Date of Birth	Tournament Totals				
							Spike cm	Block cm		Spik	Bloc	Serv	Total	%
1	ROTH Yves		OS		1.99	86	328	302	8 MAY 1997	17	3	0	20	62.50
2	HARKSEN Peer (C)		S		1.94	88	330	320	30 DEC 199	1	2	0	3	9.38
3	FRAME Christopher		MB		1.96	90	346	315	17 APR 1996	2	0	0	2	6.25
6	VON BURG Mischa Nicola		MB		1.98	90	335	320	17 DEC 199	8	1	0	9	28.13
7	ZERIKA Karim		MB		1.99	87	346	326	2 DEC 1996	10	7	1	18	56.25
8	ZELLER Quentin		WS		2.00	90	350	310	29 MAR 199	8	1	2	11	34.38
9	PFUND Reto		S		1.91	83	321	309	11 APR 1998	0	0	0	0	0
10	ULRICH Luca		WS		1.97	86	340	320	12 JAN 1997	22	1	2	25	78.13
11	SUESS Nico		WS		1.93	81	331	311	5 MAR 1999	1	0	0	1	3.13
12	FISCHER Julian		L		1.73	66	325	315	4 NOV 1996	0	0	0	0	0
15	WEISIGK Julian		WS		1.95	90	335	320	16 FEB 2000	2	0	0	2	6.25
18	MIKA Irian		WS		1.92	84	330	305	22 DEC 199	0	0	0	0	0

Coac MOTTA Mario

Assista FOLMLI Marco / PAULI Melanie

Phase	Opponent	Sets	Points per Set
Preliminary - Group	ITA	0 - 3	17 - 25, 23 - 25, 15 - 25
Preliminary - Group	ARG	1 - 3	20 - 25, 25 - 22, 18 - 25, 20 - 25

JPN - Japan

Shirt colour Red

No.	Name	Shirt Name	Pos.	Han.	Height	Weight	Highest Reac		Date of Birth	Tournament Totals				
							Spike cm	Block cm		Spik	Bloc	Serv	Total	%
1	TAKANASHI Kenta		OS		1.89	78	337	320	25 MAR 199	8	0	0	8	20.51
2	KATSUOKA Masato		WS		1.82	77	330	305	3 JUL 1996	0	0	0	0	0
3	HIGUCHI Yuki		WS		1.91	79	345	320	27 APR 1996	11	0	1	12	30.77
4	ARAI Yudai		OS		1.88	86	350	330	27 JUN 1998	0	0	0	0	0
5	KORI Hiroya		WS		1.95	83	345	330	6 FEB 1996	0	0	0	0	0
6	MIYURA Kento		OS		1.89	78	339	320	22 FEB 1999	11	0	2	13	33.33
7	MURAYAMA Go		MB		1.91	88	330	315	30 JUL 1998	7	2	0	9	23.08
8	UMEMOTO Rintaro		MB		1.93	78	337	325	9 APR 1998	0	0	0	0	0
9	KASHIMURA Hirohito		MB		1.95	87	345	325	15 JAN 1999	1	2	0	3	7.69
10	KOBAYASHI Mitsuki (C)		S		1.73	69	328	310	10 MAY 199	0	1	0	1	2.56
11	EIRO Motoki		S		1.92	80	328	315	8 JUN 1996	0	0	0	0	0
12	OGAWA Tomohiro		L		1.75	66	305	270	4 JUL 1996	0	0	0	0	0

Coac MATSUI Taiji

Assista MATSUNAGA Rio / FUJITA Kazuhiro

Phase	Opponent	Sets	Points per Set
Preliminary - Group	MEX	3 - 0	25 - 15, 25 - 21, 25 - 20

LEGEND

% Percentage of total team s (C) Team Captain
LH Left Handed MB Middle blocker
PR Preliminary RH Right Handed

BH Both Handed
No. Shirt Number
S Setter

Han Handedness
OS Opposite hitter
WS Outside hitter

L Libero
Pos Playing Position



SUN 7 JUL 2019
Start Time 20:09 - End Time 22:01
Match Duration 1h51

Results
P2

SUI vs JPN
1 3

Team	Sets	1	2	3	4	Total
SUI	1	25	21	16	21	83
JPN	3	23	25	25	25	98
	Playing Time	23min	25min	24min	30min	1h42

First Refere DZIEWIRZ (CAN)

Second Refere MEDVID (UKR)

SUI - Switzerland								
No.	Name	Pos	1	2	3	4	5	Pts
1	ROTH Yves	OS	3	3	3	3		9
2	HARKSEN Peer (C)	S	6	6	6	6		3
3	FRAME Christopher	MB			6	2		2
6	VON BURG Mischa Nicola	MB	2	2	2			4
7	ZERIKA Karim	MB	5	5	5	5		7
8	ZELLER Quentin	WS	1	1	1	1		14
9	PFUND Reto	S			2			
10	ULRICH Luca	WS	4	4	4	4		14
11	SUESS Nico	WS						
12	FISCHER Julian	L	L	L	L	L		
15	WEISIGK Julian	WS						
18	MIKA Irian	WS						

JPN - Japan								
No.	Name	Pos	1	2	3	4	5	Pts
1	TAKANASHI Kenta	OS	5	5	6	5		7
2	KATSUOKA Masato	WS						
3	HIGUCHI Yuki	WS	2	2	3	2		14
4	ARAI Yudai	OS			6			
5	KORI Hiroya	WS			10			
6	MIYAUURA Kento	OS	4	4	5	4		25
7	MURAYAMA Go	MB	3	3	4	3		6
8	UMEMOTO Rintaro	MB		10				
9	KASHIMURA Hirohito	MB	6	6	1	6		11
10	KOBAYASHI Mitsuki (C)	S	1	1	2	1		1
11	EIRO Motoki	S	9		9			1
12	OGAWA Tomohiro	L	L	L	L	L		

Coach MOTTA Mario
Assistant Coach FOLMLI Marco / PAULI Melanie

Coach MATSUI Taiji
Assistant Coach MATSUNAGA Rio / FUJITA Kazuhiro

TEAM AND PLAYER PERFORMANCES

Won	Total Atts	No. Name	Scoring Skills	Won	Total Atts	No. Name
45	113	Total Team	Spike	55	118	Total Team
14	35	10 ULRICH Luca		23	40	6 MIYAUURA Kento
14	34	8 ZELLER Quentin		12	28	3 HIGUCHI Yuki
8	24	1 ROTH Yves		9	17	9 KASHIMURA Hirohito
8	47	Total Team	Block	8	43	Total Team
3	18	7 ZERIKA Karim		2	9	6 MIYAUURA Kento
2	5	3 FRAME Christopher		2	8	3 HIGUCHI Yuki
1	6	6 VON BURG Mischa Nicola		2	8	9 KASHIMURA Hirohito
0	84	Total Team	Serve	2	97	Total Team
				1	24	10 KOBAYASHI Mitsuki
				1	2	11 EIRO Motoki
59		Total Team	Opp. Error	65		Total Team
112	244	Total Team	Total	130	258	Total Team

14	60	10 ULRICH Luca	Best Scorer	25	63	6 MIYAUURA Kento
----	----	----------------	--------------------	----	----	------------------

LEGEND

(C) Team Captain
nn Substitute where nn = shirt number of outgoing player
MB Middle blocker
OS Opposite hitter
S Setter
n Starting line-up where n= starting position on court
Atts Attempts
No. Shirt Number
Pos Playing Position
WS Outside hitter
L Substitute Libero
L Libero
Opp Opponent
Pts Points scored



SUN 7 JUL 2019

Start Time 20:09 - End Time 22:01

Match Duration: 1h51

Match Statistics

P3

SUI vs JPN


1 3


Team	Sets	1	2	3	4	Total
SUI	1	25	21	16	21	83
JPN	3	23	25	25	25	98
	Playing Time	23min	25min	24min	30min	1h42


First Refere DZIEWIRZ (CAN)

Second Refere MEDVID (UKR)

SUI - Switzerland

Scoring Spike	Rk	No.	Name	Spikes	Faults	Shots	Total Attempts	Eff %	
	1	2	HARKSEN Peer	2	-	-	2	100.00	
	2	7	ZERIKA Karim	4	1	2	7	42.86	
	3	8	ZELLER Quentin	14	6	14	34	23.53	
	4	10	ULRICH Luca	14	8	13	35	17.14	
		1	ROTH Yves	8	4	12	24		
		6	VON BURG Mischa Nicola	3	2	3	8		
		3	FRAME Christopher	-	-	2	2		
		9	PFUND Reto	-	-	1	1		
		11	SUESS Nico	-	-	-	-		
		12	FISCHER Julian	-	-	-	-		
		15	WEISIGK Julian	-	-	-	-		
		18	MIKA Irian	-	-	-	-		
	Limit								
	15.00%								
	Team Totals				45	21	47	113	21.24

Scoring Block	Rk	No.	Name	Kill Blocks	Faults	Rebounds	Total Attempts	Avg. by Set	
	1	3	FRAME Christopher	2	-	3	5	1.00	
	2	7	ZERIKA Karim	3	9	6	18	0.75	
	3	6	VON BURG Mischa Nicola	1	3	2	6	0.33	
	4	1	ROTH Yves	1	3	1	5	0.25	
	4	2	HARKSEN Peer	1	1	-	2	0.25	
		10	ULRICH Luca	-	5	2	7		
		8	ZELLER Quentin	-	1	3	4		
		9	PFUND Reto	-	-	-	-		
		11	SUESS Nico	-	-	-	-		
		12	FISCHER Julian	-	-	-	-		
		15	WEISIGK Julian	-	-	-	-		
		18	MIKA Irian	-	-	-	-		
	Team Totals				8	22	17	47	2.00

Scoring Service	Rk	No.	Name	Aces	Faults	Serve Hits	Total Attempts	Avg. by Set	
		10	ULRICH Luca	-	3	15	18		
		1	ROTH Yves	-	3	11	14		
		7	ZERIKA Karim	-	2	10	12		
		8	ZELLER Quentin	-	4	8	12		
		2	HARKSEN Peer	-	1	9	10		
		6	VON BURG Mischa Nicola	-	1	9	10		
		3	FRAME Christopher	-	1	5	6		
		9	PFUND Reto	-	1	1	2		
		11	SUESS Nico	-	-	-	-		
		12	FISCHER Julian	-	-	-	-		
		15	WEISIGK Julian	-	-	-	-		
		18	MIKA Irian	-	-	-	-		
	Team Totals				-	16	68	84	

Team	Opponent Errors & Team Faults	59	-		
------	-------------------------------	----	---	--	--



SUN 7 JUL 2019


Start Time 20:09 - End Time 22:01


Match Duration: 1h51


Match Statistics

P3

SUI - Switzerland

Non-Scoring Dig	Rk	No.	Name	Digs	Faults	Receptions	Total Attempts	Avg. by Set	
	1	12	FISCHER Julian	4	5	11	20	4.00	
	2	1	ROTH Yves	4	3	7	14	1.00	
	3	8	ZELLER Quentin	2	-	4	6	0.50	
	3	3	FRAME Christopher	1	1	-	2	0.50	
	5	7	ZERIKA Karim	1	1	2	4	0.25	
	5	2	HARKSEN Peer	1	-	-	1	0.25	
		10	ULRICH Luca	-	-	4	4	-	
		6	VON BURG Mischa Nicola	-	1	1	2	-	
		9	PFUND Reto	-	-	-	-	-	
		11	SUESS Nico	-	-	-	-	-	
		15	WEISIGK Julian	-	-	-	-	-	
		18	MIKA Irian	-	-	-	-	-	
	Team Totals				13	11	29	53	3.25

Non-Scoring Set	Rk	No.	Name	Running Sets	Faults	Still Sets	Total Attempts	Avg. by Set	
	1	2	HARKSEN Peer	50	-	23	73	12.50	
	2	9	PFUND Reto	12	1	6	19	12.00	
	3	12	FISCHER Julian	2	-	2	4	2.00	
	4	10	ULRICH Luca	1	-	3	4	0.25	
	4	8	ZELLER Quentin	1	-	-	1	0.25	
		6	VON BURG Mischa Nicola	-	-	1	1	-	
		1	ROTH Yves	-	-	-	-	-	
		3	FRAME Christopher	-	-	-	-	-	
		7	ZERIKA Karim	-	-	-	-	-	
		11	SUESS Nico	-	-	-	-	-	
		15	WEISIGK Julian	-	-	-	-	-	
		18	MIKA Irian	-	-	-	-	-	
	Team Totals				66	1	35	102	16.50

Non-Scoring Reception	Rk	No.	Name	Excellents	Faults	Serve Receptions	Total Attempts	Succ. %	
	1	12	FISCHER Julian	14	1	8	23	60.87	
	2	10	ULRICH Luca	9	1	11	21	42.86	
	3	8	ZELLER Quentin	12	-	27	39	30.77	
		7	ZERIKA Karim	-	-	1	1	-	
		1	ROTH Yves	-	-	-	-	-	
		2	HARKSEN Peer	-	-	-	-	-	
		3	FRAME Christopher	-	-	-	-	-	
		6	VON BURG Mischa Nicola	-	-	-	-	-	
		9	PFUND Reto	-	-	-	-	-	
		11	SUESS Nico	-	-	-	-	-	
		15	WEISIGK Julian	-	-	-	-	-	
		18	MIKA Irian	-	-	-	-	-	
	Limit								
	25.00%				35	2	47	84	41.67



SUN 7 JUL 2019


Start Time 20:09 - End Time 22:01


Match Duration: 1h51


Match Statistics

P3

JPN - Japan

Scoring Spike	Rk	No.	Name	Spikes	Faults	Shots	Total Attempts	Eff %
	1	6	MIYAURA Kento	23	5	12	40	45.00
	2	7	MURAYAMA Go	4	1	2	7	42.86
	3	9	KASHIMURA Hirohito	9	3	5	17	35.29
	4	3	HIGUCHI Yuki	12	5	11	28	25.00
		1	TAKANASHI Kenta	7	9	7	23	
		10	KOBAYASHI Mitsuki	-	-	3	3	
		2	KATSUOKA Masato	-	-	-	-	
		4	ARAI Yudai	-	-	-	-	
		5	KORI Hiroya	-	-	-	-	
		8	UMEMOTO Rintaro	-	-	-	-	
		11	EIRO Motoki	-	-	-	-	
		12	OGAWA Tomohiro	-	-	-	-	
Limit								
15.00%	Team Totals			55	23	40	118	27.12

Scoring Block	Rk	No.	Name	Kill Blocks	Faults	Rebounds	Total Attempts	Avg. by Set
	1	6	MIYAURA Kento	2	3	4	9	0.50
	1	7	MURAYAMA Go	2	4	3	9	0.50
	1	3	HIGUCHI Yuki	2	2	4	8	0.50
	1	9	KASHIMURA Hirohito	2	3	3	8	0.50
		10	KOBAYASHI Mitsuki	-	5	2	7	
		1	TAKANASHI Kenta	-	2	-	2	
		2	KATSUOKA Masato	-	-	-	-	
		4	ARAI Yudai	-	-	-	-	
		5	KORI Hiroya	-	-	-	-	
		8	UMEMOTO Rintaro	-	-	-	-	
		11	EIRO Motoki	-	-	-	-	
		12	OGAWA Tomohiro	-	-	-	-	
Team Totals				8	19	16	43	2.00

Scoring Service	Rk	No.	Name	Aces	Faults	Serve Hits	Total Attempts	Avg. by Set
	1	11	EIRO Motoki	1	1	-	2	0.50
	2	10	KOBAYASHI Mitsuki	1	1	22	24	0.25
		3	HIGUCHI Yuki	-	4	13	17	
		1	TAKANASHI Kenta	-	1	14	15	
		6	MIYAURA Kento	-	3	11	14	
		9	KASHIMURA Hirohito	-	-	13	13	
		7	MURAYAMA Go	-	2	10	12	
		2	KATSUOKA Masato	-	-	-	-	
		4	ARAI Yudai	-	-	-	-	
		5	KORI Hiroya	-	-	-	-	
		8	UMEMOTO Rintaro	-	-	-	-	
		12	OGAWA Tomohiro	-	-	-	-	
Team Totals				2	12	83	97	0.50

Team	Opponent Errors & Team Faults	65	-		
-------------	--	-----------	----------	--	--



SUN 7 JUL 2019


Start Time 20:09 - End Time 22:01


Match Duration: 1h51


Match Statistics

P3

JPN - Japan

Non-Scoring Dig	Rk	No.	Name	Digs	Faults	Receptions	Total Attempts	Avg. by Set
	1	12	OGAWA Tomohiro	13	4	12	29	13.00
	2	10	KOBAYASHI Mitsuki	2	2	1	5	0.50
	3	3	HIGUCHI Yuki	1	2	4	7	0.25
		1	TAKANASHI Kenta	-	1	5	6	
		6	MIYAURA Kento	-	1	4	5	
		7	MURAYAMA Go	-	3	2	5	
		9	KASHIMURA Hirohito	-	-	3	3	
		2	KATSUOKA Masato	-	-	-	-	
		4	ARAI Yudai	-	-	-	-	
		5	KORI Hiroya	-	-	-	-	
		8	UMEMOTO Rintaro	-	-	-	-	
	11	EIRO Motoki	-	-	-	-		
Team Totals				16	13	31	60	4.00

Non-Scoring Set	Rk	No.	Name	Running Sets	Faults	Still Sets	Total Attempts	Avg. by Set
	1	10	KOBAYASHI Mitsuki	76	-	25	101	19.00
	2	12	OGAWA Tomohiro	3	-	2	5	3.00
	3	1	TAKANASHI Kenta	1	-	2	3	0.25
		3	HIGUCHI Yuki	-	-	1	1	
		2	KATSUOKA Masato	-	-	-	-	
		4	ARAI Yudai	-	-	-	-	
		5	KORI Hiroya	-	-	-	-	
		6	MIYAURA Kento	-	-	-	-	
		7	MURAYAMA Go	-	-	-	-	
		8	UMEMOTO Rintaro	-	-	-	-	
		9	KASHIMURA Hirohito	-	-	-	-	
	11	EIRO Motoki	-	-	-	-		
Team Totals				80	-	30	110	20.00

Non-Scoring Reception	Rk	No.	Name	Excellents	Faults	Serve Receptions	Total Attempts	Succ. %
	1	12	OGAWA Tomohiro	6	-	5	11	54.55
	2	1	TAKANASHI Kenta	9	-	9	18	50.00
	3	3	HIGUCHI Yuki	16	-	21	37	43.24
		6	MIYAURA Kento	-	-	2	2	
		2	KATSUOKA Masato	-	-	-	-	
		4	ARAI Yudai	-	-	-	-	
		5	KORI Hiroya	-	-	-	-	
		7	MURAYAMA Go	-	-	-	-	
		8	UMEMOTO Rintaro	-	-	-	-	
		9	KASHIMURA Hirohito	-	-	-	-	
		10	KOBAYASHI Mitsuki	-	-	-	-	
	11	EIRO Motoki	-	-	-	-		
Limit								
25.00%	Team Totals			31	-	37	68	45.59

LEGEND

Avg. Average

Eff. Efficiency

No. Shirt Number

Rk Rank

Suc Success %



MON 8 JUL 2019
Start Time 20:00

Start List

JPN vs ITA

P1

First Referee: HEMELGARN (USA)

Second Referee: KOVAR (CZE)

JPN - Japan

Shirt colour: White

No.	Name	Shirt Name	Pos.	Han.	Height	Weight	Highest Reach		Date of Birth	Tournament Totals				
							Spike cm	Block cm		Spike	Block	Serve	Total	%
1	TAKANASHI Kenta		OS		1.89	78	337	320	25 MAR 1997	15	0	0	15	19.23
2	KATSUOKA Masato		WS		1.82	77	330	305	3 JUL 1996	0	0	0	0	0
3	HIGUCHI Yuki		WS		1.91	79	345	320	27 APR 1996	23	2	1	26	33.33
4	ARAI Yudai		OS		1.88	86	350	330	27 JUN 1998	0	0	0	0	0
5	KORI Hiroya		WS		1.95	83	345	330	6 FEB 1996	0	0	0	0	0
6	MIYAURA Kento		OS		1.89	78	339	320	22 FEB 1999	34	2	2	38	48.72
7	MURAYAMA Go		MB		1.91	88	330	315	30 JUL 1998	11	4	0	15	19.23
8	UMEMOTO Rintaro		MB		1.93	78	337	325	9 APR 1998	0	0	0	0	0
9	KASHIMURA Hirohito		MB		1.95	87	345	325	15 JAN 1999	10	4	0	14	17.95
10	KOBAYASHI Mitsuki (C)		S		1.73	69	328	310	10 MAY 1996	0	1	1	2	2.56
11	EIRO Motoki		S		1.92	80	328	315	8 JUN 1996	0	0	1	1	1.28
12	OGAWA Tomohiro		L		1.75	66	305	270	4 JUL 1996	0	0	0	0	0
Coach MATSUI Taiji							Assistant MATSUNAGA Rio / FUJITA Kazuhiro							

Phase	Opponent	Sets	Points per Set
Preliminary - Group D	MEX	3 - 0	25 - 15, 25 - 21, 25 - 20
Preliminary - Group D	SUI	3 - 1	23 - 25, 25 - 21, 25 - 16, 25 - 21

ITA - Italy

Shirt colour: Blue

No.	Name	Shirt Name	Pos.	Han.	Height	Weight	Highest Reach		Date of Birth	Tournament Totals				
							Spike cm	Block cm		Spike	Block	Serve	Total	%
1	RICCI Fabio (C)		WS		1.80	78	0	0	11 JUL 1994	7	1	0	8	9.88
2	PINALI Giulio		MB		1.80	80	0	0	2 JUL 1997	33	5	4	42	51.85
3	MILAN Sebastiano		OS		1.86	80	0	0	6 APR 1995	2	0	0	2	2.47
4	RAFFAELLI Giacomo		WS		1.89	87	0	0	7 FEB 1995	17	4	0	21	25.93
5	POLO Alberto		OS		1.90	80	0	0	7 SEP 1995	10	10	1	21	25.93
6	ROMANO Yuri		WS		1.80	78	0	0	26 JUL 1997	0	0	0	0	0
8	ZONCA Paolo		WS		1.86	80	0	0	13 MAY 1997	11	0	0	11	13.58
9	PIEROTTI Marco		MB		1.85	77	0	0	19 JUN 1996	3	0	1	4	4.94
10	SALSI Nicola		S		1.87	80	0	0	13 SEP 1997	1	3	0	4	4.94
11	PICCINELLI Alessandro		L		1.79	76	0	0	30 JAN 1997	0	0	0	0	0
12	GALASSI Gianluca		WS		1.89	80	0	0	24 JUL 1997	6	2	0	8	9.88
13	ZOPPELLARI Francesco		S		1.80	76	0	0	27 MAY 1997	0	1	0	1	1.23
Coach GRAZIOSI Gianluca							Assistant TOMASELLO Giacomo / GIORDANI Massimiliano							

Phase	Opponent	Sets	Points per Set
Preliminary - Group D	SUI	3 - 0	25 - 17, 25 - 23, 25 - 15
Preliminary - Group D	ARG	3 - 2	23 - 25, 20 - 25, 25 - 15, 25 - 23, 15 - 1

LEGEND

%	Percentage of total team score	(C)	Team Captain	BH	Both Handed	Han.	Handedness	L	Libero
LH	Left Handed	MB	Middle blocker	No.	Shirt Number	OS	Opposite hitter	Pos	Playing Position
PR	Preliminary	RH	Right Handed	S	Setter	WS	Outside hitter		



MON 8 JUL 2019
Start Time 20:00 - End Time 21:28
Match Duration 1h28

Results
P2

JPN vs ITA
0 3

Team	Sets	1	2	3	Total
JPN	0	22	19	19	60
ITA	3	25	25	25	75
	Playing Time	28min	26min	25min	1h19

First Referee: HEMELGARN (USA)

Second Referee: KOVAR (CZE)

JPN - Japan								
No.	Name	Pos.	1	2	3	4	5	Pts
1	TAKANASHI Kenta	OS	5	5	3			10
2	KATSUOKA Masato	WS		3	6			1
3	HIGUCHI Yuki	WS	2	2				4
4	ARAI Yudai	OS						
5	KORI Hiroya	WS			2			2
6	MIYAUURA Kento	OS	4	4	5			15
7	MURAYAMA Go	MB	3	3	4			4
8	UMEMOTO Rintaro	MB	10					
9	KASHIMURA Hirohito	MB	6	6	1			3
10	KOBAYASHI Mitsuki (C)	S	1	1	2			1
11	EIRO Motoki	S	9		9			
12	OGAWA Tomohiro	L	L	L	L			

ITA - Italy								
No.	Name	Pos.	1	2	3	4	5	Pts
1	RICCI Fabio (C)	WS						
2	PINALI Giulio	MB	3	4	3			17
3	MILAN Sebastiano	OS	6	8	1			2
4	RAFFAELLI Giacomo	WS	4	5	4			10
5	POLO Alberto	OS	2	3	2			8
6	ROMANO Yuri	WS	3		4			
8	ZONCA Paolo	WS	1	2				4
9	PIEROTTI Marco	MB						
10	SALSI Nicola	S						
11	PICCINELLI Alessandro	L	L	L	L			
12	GALASSI Gianluca	WS	5	6	5			7
13	ZOPPELLARI Francesco	S	6	1	6			

Coach MATSUI Taiji
Assistant Coach MATSUNAGA Rio / FUJITA Kazuhiro

Coach GRAZIOSI Gianluca
Assistant Coach TOMASELLO Giacomo / GIORDANI

TEAM AND PLAYER PERFORMANCES

Won	Total Atts	No.	Name	Scoring Skills	Won	Total Atts	No.	Name
37	97	Total	Team	Spike	36	81	Total	Team
15	31	6	MIYAUURA Kento		13	28	2	PINALI Giulio
9	25	1	TAKANASHI Kenta		8	16	4	RAFFAELLI Giacomo
3	10	7	MURAYAMA Go		6	12	5	POLO Alberto
3	23	Total	Team	Block	8	45	Total	Team
1	8	7	MURAYAMA Go		2	7	4	RAFFAELLI Giacomo
1	3	1	TAKANASHI Kenta		2	7	2	PINALI Giulio
1	3	3	HIGUCHI Yuki		2	9	12	GALASSI Gianluca
0	61	Total	Team	Serve	4	74	Total	Team
					2	13	2	PINALI Giulio
					1	16	5	POLO Alberto
					1	7	8	ZONCA Paolo
37		Total	Team	Opp. Error	38		Total	Team
77	181	Total	Team	Total	86	200	Total	Team
15	42	6	MIYAUURA Kento	Best Scorer	17	48	2	PINALI Giulio

LEGEND

(C) Team Captain
nn Substitute where nn = shirt number of outgoing player
MB Middle blocker
OS Opposite hitter
S Setter
n Starting line-up where n = starting position on court
Atts Attempts
No. Shirt Number
Pos Playing Position
WS Outside hitter
L Substitute Libero
L Libero
Opp. Opponent
Pts Points scored



MON 8 JUL 2019

Start Time 20:00 - End Time 21:28

Match Duration: 1h28

Match Statistics

P3

JPN vs ITA


0 3


Team	Sets	1	2	3	Total
JPN	0	22	19	19	60
ITA	3	25	25	25	75
	Playing Time	28min	26min	25min	1h19


First Referee: HEMELGARN (USA)

Second Referee: KOVAR (CZE)

JPN - Japan

Scoring Spike	Rk	No.	Name	Spikes	Faults	Shots	Total Attempts	Eff %
	1	5	KORI Hiroya	2	-	-	2	100.00
	1	10	KOBAYASHI Mitsuki	1	-	-	1	100.00
	3	9	KASHIMURA Hirohito	3	1	1	5	40.00
	4	6	MIYAURA Kento	15	6	10	31	29.03
	5	7	MURAYAMA Go	3	1	6	10	20.00
		1	TAKANASHI Kenta	9	6	10	25	
		3	HIGUCHI Yuki	3	5	9	17	
		2	KATSUOKA Masato	1	2	2	5	
		12	OGAWA Tomohiro	-	-	1	1	
		4	ARAI Yudai	-	-	-	-	
		8	UMEMOTO Rintaro	-	-	-	-	
Limit	11	EIRO Motoki	-	-	-	-		
15.00%	Team Totals			37	21	39	97	16.49

Scoring Block	Rk	No.	Name	Kill Blocks	Faults	Rebounds	Total Attempts	Avg. by Set
	1	3	HIGUCHI Yuki	1	1	1	3	0.50
	2	7	MURAYAMA Go	1	2	5	8	0.33
	2	1	TAKANASHI Kenta	1	-	2	3	0.33
		6	MIYAURA Kento	-	3	-	3	
		10	KOBAYASHI Mitsuki	-	1	2	3	
		9	KASHIMURA Hirohito	-	1	1	2	
		12	OGAWA Tomohiro	-	-	1	1	
		2	KATSUOKA Masato	-	-	-	-	
		4	ARAI Yudai	-	-	-	-	
		5	KORI Hiroya	-	-	-	-	
		8	UMEMOTO Rintaro	-	-	-	-	
	11	EIRO Motoki	-	-	-	-		
	Team Totals			3	8	12	23	1.00

Scoring Service	Rk	No.	Name	Aces	Faults	Serve Hits	Total Attempts	Avg. by Set
		10	KOBAYASHI Mitsuki	-	1	14	15	
		7	MURAYAMA Go	-	-	10	10	
		1	TAKANASHI Kenta	-	4	5	9	
		6	MIYAURA Kento	-	2	6	8	
		3	HIGUCHI Yuki	-	2	5	7	
		9	KASHIMURA Hirohito	-	-	5	5	
		11	EIRO Motoki	-	-	3	3	
		2	KATSUOKA Masato	-	-	2	2	
		5	KORI Hiroya	-	-	2	2	
		4	ARAI Yudai	-	-	-	-	
		8	UMEMOTO Rintaro	-	-	-	-	
		12	OGAWA Tomohiro	-	-	-	-	
	Team Totals			-	9	52	61	

Team	Opponent Errors & Team Faults	37	-		
------	-------------------------------	----	---	--	--



MON 8 JUL 2019


Start Time 20:00 - End Time 21:28


Match Duration: 1h28


Match Statistics

P3

JPN - Japan

Non-Scoring Dig	Rk	No.	Name	Digs	Faults	Receptions	Total Attempts	Avg. by Set
		10	KOBAYASHI Mitsuki	-	2	4	6	
		5	KORI Hiroya	-	-	2	2	
		6	MIYAURA Kento	-	-	2	2	
		9	KASHIMURA Hirohito	-	-	2	2	
		7	MURAYAMA Go	-	1	-	1	
		11	EIRO Motoki	-	-	1	1	
		1	TAKANASHI Kenta	-	-	-	-	
		2	KATSUOKA Masato	-	-	-	-	
		3	HIGUCHI Yuki	-	-	-	-	
		4	ARAI Yudai	-	-	-	-	
		8	UMEMOTO Rintaro	-	-	-	-	
		12	OGAWA Tomohiro	-	-	-	-	
Team Totals				-	3	11	14	

Non-Scoring Set	Rk	No.	Name	Running Sets	Faults	Still Sets	Total Attempts	Avg. by Set
		3	HIGUCHI Yuki	-	1	-	1	
		1	TAKANASHI Kenta	-	-	-	-	
		2	KATSUOKA Masato	-	-	-	-	
		4	ARAI Yudai	-	-	-	-	
		5	KORI Hiroya	-	-	-	-	
		6	MIYAURA Kento	-	-	-	-	
		7	MURAYAMA Go	-	-	-	-	
		8	UMEMOTO Rintaro	-	-	-	-	
		9	KASHIMURA Hirohito	-	-	-	-	
		10	KOBAYASHI Mitsuki	-	-	-	-	
		11	EIRO Motoki	-	-	-	-	
		12	OGAWA Tomohiro	-	-	-	-	
Team Totals				-	1	-	1	

Non-Scoring Reception	Rk	No.	Name	Excellents	Faults	Serve Receptions	Total Attempts	Succ. %
	1	12	OGAWA Tomohiro	11	-	8	19	57.89
	2	3	HIGUCHI Yuki	7	1	5	13	53.85
	3	2	KATSUOKA Masato	4	1	3	8	50.00
	4	1	TAKANASHI Kenta	8	2	9	19	42.11
		5	KORI Hiroya	-	-	2	2	
		4	ARAI Yudai	-	-	-	-	
		6	MIYAURA Kento	-	-	-	-	
		7	MURAYAMA Go	-	-	-	-	
		8	UMEMOTO Rintaro	-	-	-	-	
		9	KASHIMURA Hirohito	-	-	-	-	
		10	KOBAYASHI Mitsuki	-	-	-	-	
	11	EIRO Motoki	-	-	-	-		
Limit								
25.00%	Team Totals			30	4	27	61	49.18



MON 8 JUL 2019


Start Time 20:00 - End Time 21:28


Match Duration: 1h28


Match Statistics

P3

ITA - Italy

Scoring Spike	Rk	No.	Name	Spikes	Faults	Shots	Total Attempts	Eff %
	1	12	GALASSI Gianluca	5	-	4	9	55.56
	2	4	RAFFAELLI Giacomo	8	-	8	16	50.00
	3	5	POLO Alberto	6	1	5	12	41.67
	4	2	PINALI Giulio	13	4	11	28	32.14
	5	3	MILAN Sebastiano	2	1	3	6	16.67
		8	ZONCA Paolo	2	3	4	9	
		1	RICCI Fabio	-	-	1	1	
		6	ROMANO' Yuri	-	-	-	-	
		9	PIEROTTI Marco	-	-	-	-	
		10	SALSI Nicola	-	-	-	-	
		11	PICCINELLI Alessandro	-	-	-	-	
		13	ZOPPELLARI Francesco	-	-	-	-	
	Limit							
15.00%	Team Totals			36	9	36	81	33.33

Scoring Block	Rk	No.	Name	Kill Blocks	Faults	Rebounds	Total Attempts	Avg. by Set
	1	4	RAFFAELLI Giacomo	2	3	2	7	1.00
	2	12	GALASSI Gianluca	2	3	4	9	0.67
	2	2	PINALI Giulio	2	4	1	7	0.67
	4	8	ZONCA Paolo	1	1	2	4	0.50
	5	5	POLO Alberto	1	4	9	14	0.33
		13	ZOPPELLARI Francesco	-	1	2	3	
		9	PIEROTTI Marco	-	-	1	1	
		1	RICCI Fabio	-	-	-	-	
		3	MILAN Sebastiano	-	-	-	-	
		6	ROMANO' Yuri	-	-	-	-	
		10	SALSI Nicola	-	-	-	-	
		11	PICCINELLI Alessandro	-	-	-	-	
	Team Totals				8	16	21	45

Scoring Service	Rk	No.	Name	Aces	Faults	Serve Hits	Total Attempts	Avg. by Set
	1	2	PINALI Giulio	2	4	7	13	0.67
	2	8	ZONCA Paolo	1	2	4	7	0.50
	3	5	POLO Alberto	1	3	12	16	0.33
		3	MILAN Sebastiano	-	1	10	11	
		13	ZOPPELLARI Francesco	-	1	10	11	
		12	GALASSI Gianluca	-	1	9	10	
		4	RAFFAELLI Giacomo	-	-	3	3	
		6	ROMANO' Yuri	-	-	3	3	
		1	RICCI Fabio	-	-	-	-	
		9	PIEROTTI Marco	-	-	-	-	
		10	SALSI Nicola	-	-	-	-	
		11	PICCINELLI Alessandro	-	-	-	-	
	Team Totals				4	12	58	74

Team	Opponent Errors & Team Faults			
		38	-	



MON 8 JUL 2019


Start Time 20:00 - End Time 21:28


Match Duration: 1h28


Match Statistics

P3

ITA - Italy

Non-Scoring Dig	Rk	No.	Name	Digs	Faults	Receptions	Total Attempts	Avg. by Set
		2	PINALI Giulio	-	-	4	4	
		13	ZOPPELLARI Francesco	-	2	2	4	
		8	ZONCA Paolo	-	1	1	2	
		11	PICCINELLI Alessandro	-	-	2	2	
		3	MILAN Sebastiano	-	-	1	1	
		4	RAFFAELLI Giacomo	-	-	1	1	
		5	POLO Alberto	-	-	1	1	
		1	RICCI Fabio	-	-	-	-	
		6	ROMANO' Yuri	-	-	-	-	
		9	PIEROTTI Marco	-	-	-	-	
		10	SALSI Nicola	-	-	-	-	
		12	GALASSI Gianluca	-	-	-	-	
		Team Totals			-	3	12	15

Non-Scoring Set	Rk	No.	Name	Running Sets	Faults	Still Sets	Total Attempts	Avg. by Set
		1	RICCI Fabio	-	-	-	-	
		2	PINALI Giulio	-	-	-	-	
		3	MILAN Sebastiano	-	-	-	-	
		4	RAFFAELLI Giacomo	-	-	-	-	
		5	POLO Alberto	-	-	-	-	
		6	ROMANO' Yuri	-	-	-	-	
		8	ZONCA Paolo	-	-	-	-	
		9	PIEROTTI Marco	-	-	-	-	
		10	SALSI Nicola	-	-	-	-	
		11	PICCINELLI Alessandro	-	-	-	-	
		12	GALASSI Gianluca	-	-	-	-	
		13	ZOPPELLARI Francesco	-	-	-	-	
		Team Totals			-	-	-	-

Non-Scoring Reception	Rk	No.	Name	Excellents	Faults	Serve Receptions	Total Attempts	Succ. %
		1	RAFFAELLI Giacomo	19	-	11	30	63.33
		2	PICCINELLI Alessandro	5	-	5	10	50.00
		2	ZONCA Paolo	1	-	1	2	50.00
		4	MILAN Sebastiano	4	-	5	9	44.44
		1	RICCI Fabio	-	-	-	-	
		2	PINALI Giulio	-	-	-	-	
		5	POLO Alberto	-	-	-	-	
		6	ROMANO' Yuri	-	-	-	-	
		9	PIEROTTI Marco	-	-	-	-	
		10	SALSI Nicola	-	-	-	-	
		12	GALASSI Gianluca	-	-	-	-	
		13	ZOPPELLARI Francesco	-	-	-	-	
	Limit							
25.00%	Team Totals			29	-	22	51	56.86

LEGEND

Avg. Average Eff. Efficiency No. Shirt Number Rk Rank Succ Success %



MON 8 JUL 2019
Start Time 20:00

Start List

MEX vs SUI

P1

First Refere CHOI (KOR)

Second Refere LEE (HKG)

MEX - Mexico

Shirt colour White

No.	Name	Shirt Name	Pos.	Han.	Height	Weight	Highest Reac		Date of Birth	Tournament Totals				
							Spike cm	Block cm		Spik	Bloc	Serv	Total	%
1	MORENO HERNANDEZ Alej		WS		1.79	75	0	0	16 SEP 1994	10	2	2	14	73.68
3	RAMOS ACEVES Jose Jeroni		WS		1.83	80	0	0	11 OCT 199	8	1	0	9	47.37
4	LOPEZ ARIAS Orlando		MB		1.97	96	0	0	19 MAY 199	2	0	0	2	10.53
5	MORAILA QUINTERO Andre		L		1.79	70	0	0	7 NOV 1996	0	0	0	0	0
6	RUBIO CAMARGO Jose Luis		WS		1.72	68	0	0	17 OCT 199	13	2	0	15	78.95
8	CARDENAS VALDEZ Jose A		OS		1.76	69	0	0	26 MAY 199	9	0	2	11	57.89
9	PARRA VALENZUELA Victor		MB		1.80	69	0	0	3 SEP 1999	3	1	0	4	21.05
10	MUNOZ LABRA Luis Manuel		S		1.82	90	0	0	3 OCT 1994	0	0	0	0	0
12	FUENTES RASCON Mauro Is		OS		1.72	65	0	0	13 OCT 199	8	0	0	8	42.11
13	CAMPOS CHAVEZ Martin Hu		L		1.75	80	0	0	28 SEP 1994	0	0	0	0	0
15	ARANDA VENTURA (C)		S		1.71	68	0	0	9 APR 1997	1	0	0	1	5.26
17	BOJORQUEZ VILLANAZUL L		MB		1.75	68	0	0	14 DEC 199	11	3	0	14	73.68

Coac MACIAS ARENAS Jesus Antonio

Assista LIZARRAGA AGUILAR Efrain Guadalupe / ROSETE CARRERA

Phase	Opponent	Sets	Points per Set
Preliminary - Group	ARG	0 - 3	20 - 25, 16 - 25, 19 - 25
Preliminary - Group	JPN	0 - 3	15 - 25, 21 - 25, 20 - 25

SUI - Switzerland

Shirt colour Red

No.	Name	Shirt Name	Pos.	Han.	Height	Weight	Highest Reac		Date of Birth	Tournament Totals				
							Spike cm	Block cm		Spik	Bloc	Serv	Total	%
1	ROTH Yves		OS		1.99	86	328	302	8 MAY 1997	25	4	0	29	58.00
2	HARKSEN Peer (C)		S		1.94	88	330	320	30 DEC 199	3	3	0	6	12.00
3	FRAME Christopher		MB		1.96	90	346	315	17 APR 1996	2	2	0	4	8.00
6	VON BURG Mischa Nicola		MB		1.98	90	335	320	17 DEC 199	11	2	0	13	26.00
7	ZERIKA Karim		MB		1.99	87	346	326	2 DEC 1996	14	10	1	25	50.00
8	ZELLER Quentin		WS		2.00	90	350	310	29 MAR 199	22	1	2	25	50.00
9	PFUND Reto		S		1.91	83	321	309	11 APR 1998	0	0	0	0	0
10	ULRICH Luca		WS		1.97	86	340	320	12 JAN 1997	36	1	2	39	78.00
11	SUESS Nico		WS		1.93	81	331	311	5 MAR 1999	1	0	0	1	2.00
12	FISCHER Julian		L		1.73	66	325	315	4 NOV 1996	0	0	0	0	0
15	WEISIGK Julian		WS		1.95	90	335	320	16 FEB 2000	2	0	0	2	4.00
18	MIKA Irian		WS		1.92	84	330	305	22 DEC 199	0	0	0	0	0

Coac MOTTA Mario

Assista FOLMLI Marco / PAULI Melanie

Phase	Opponent	Sets	Points per Set
Preliminary - Group	ITA	0 - 3	17 - 25, 23 - 25, 15 - 25
Preliminary - Group	ARG	1 - 3	20 - 25, 25 - 22, 18 - 25, 20 - 25
Preliminary - Group	JPN	1 - 3	25 - 23, 21 - 25, 16 - 25, 21 - 25

LEGEND

%	Percentage of total team s	(C)	Team Captain	BH	Both Handed	Han	Handedness	L	Libero
LH	Left Handed	MB	Middle blocker	No.	Shirt Number	OS	Opposite hitter	Pos	Playing Position
PR	Preliminary	RH	Right Handed	S	Setter	WS	Outside hitter		



MON 8 JUL 2019
Start Time 19:59 - End Time 22:03
Match Duration 2h4

Results
P2

MEX vs SUI
1 3

Team	Sets	1	2	3	4	Total
MEX	1	20	32	26	17	95
SUI	3	25	34	24	25	108
	Playing Time	24min	34min	29min	27min	1h54

First Refere CHOI (KOR)

Second Refere LEE (HKG)

MEX - Mexico								
No.	Name	Pos	1	2	3	4	5	Pts
1	MORENO HERNANDEZ Aleja	WS	6	2	3	6		11
3	RAMOS ACEVES Jose Jeroni	WS	1	17	1	2		4
4	LOPEZ ARIAS Orlando	MB			9	3		
5	MORAILA QUINTERO Andres	L	L	L	L	L		
6	RUBIO CAMARGO Jose Luis	WS		5	6	5		13
8	CARDENAS VALDEZ Jose A	OS	3	15	5	4		14
9	PARRA VALENZUELA Victor	MB	1	3	4			4
10	MUNOZ LABRA Luis Manuel	S		12	2	1		2
12	FUENTES RASCON Mauro Is	OS	5	4		3		7
13	CAMPOS CHAVEZ Martin Hu	L	L	L	L	L		
15	ARANDA VENTURA (C)	S	2	1				1
17	BOJORQUEZ VILLA	MB	4	6	1	6		7

SUI - Switzerland								
No.	Name	Pos	1	2	3	4	5	Pts
1	ROTH Yves	OS	3	3	3	3		15
2	HARKSEN Peer (C)	S	6	6	6	6		3
3	FRAME Christopher	MB		1	7	2		4
6	VON BURG Mischa Nicola	MB	2	2	2			5
7	ZERIKA Karim	MB	5	5	5	5		7
8	ZELLER Quentin	WS	1	1	1	1		17
9	PFUND Reto	S						
10	ULRICH Luca	WS	4	4	4	4		21
11	SUESS Nico	WS						
12	FISCHER Julian	L	L	L	L	L		
15	WEISIGK Julian	WS						
18	MIKA Irian	WS						

Coach MACIAS ARENAS Jesus Antonio
Assistant Coach LIZARRAGA AGUILAR Efrain Guadalupe /

Coach MOTTA Mario
Assistant Coach FOLMLI Marco / PAULI Melanie

TEAM AND PLAYER PERFORMANCES

Won	Total Atts	No. Name	Scoring Skills	Won	Total Atts	No. Name
51	116	Total Team	Spike	56	123	Total Team
13	32	8 CARDENAS VALDEZ Jose Angel		19	45	10 ULRICH Luca
12	24	6 RUBIO CAMARGO Jose Luis		16	31	8 ZELLER Quentin
10	16	1 MORENO HERNANDEZ Alejandro		12	23	1 ROTH Yves
11	54	Total Team	Block	13	44	Total Team
3	4	3 RAMOS ACEVES Jose Jeronimo		4	15	7 ZERIKA Karim
2	5	10 MUNOZ LABRA Luis Manuel		3	3	3 FRAME Christopher
2	7	9 PARRA VALENZUELA Victor Manuel		2	6	1 ROTH Yves
1	95	Total Team	Serve	3	108	Total Team
1	11	1 MORENO HERNANDEZ Alejandro		1	17	1 ROTH Yves
				1	17	6 VON BURG Mischa Nicola
				1	18	10 ULRICH Luca
58		Total Team	Opp. Error	72		Total Team
121	265	Total Team	Total	144	275	Total Team
14	52	8 CARDENAS VALDEZ Jose Angel	Best Scorer	21	67	10 ULRICH Luca

LEGEND

(C) Team Captain
nn Substitute where nn = shirt number of outgoing player
MB Middle blocker
OS Opposite hitter
S Setter
n Starting line-up where n= starting position on court
Atts Attempts
No. Shirt Number
Pos Playing Position
WS Outside hitter
L Substitute Libero
L Libero
Opp Opponent
Pts Points scored



MON 8 JUL 2019

Start Time 19:59 - End Time 22:03

Match Duration: 2h4

Match Statistics

P3

MEX vs SUI

1 3


Team	Sets	1	2	3	4	Total
MEX	1	20	32	26	17	95
SUI	3	25	34	24	25	108
	Playing Time	24min	34min	29min	27min	1h54


First Refere CHOI (KOR)

Second Refere LEE (HKG)

MEX - Mexico

Scoring Spike	Rk	No.	Name	Spikes	Faults	Shots	Total Attempts	Eff %
	1	1	MORENO HERNANDEZ Alejandro	10	1	5	16	56.25
	2	15	ARANDA VENTURA	1	-	1	2	50.00
	3	17	BOJORQUEZ VILLA	6	3	2	11	27.27
	4	9	PARRA VALENZUELA Victor Manuel	2	1	1	4	25.00
	5	6	RUBIO CAMARGO Jose Luis	12	7	5	24	20.83
	6	8	CARDENAS VALDEZ Jose Angel	13	7	12	32	18.75
		12	FUENTES RASCON Mauro Isaac	6	4	5	15	
		3	RAMOS ACEVES Jose Jeronimo	1	4	2	7	
		10	MUNOZ LABRA Luis Manuel	-	1	4	5	
		4	LOPEZ ARIAS Orlando	-	-	-	-	
		5	MORAILA QUINTERO Andres	-	-	-	-	
		13	CAMPOS CHAVEZ Martin Humberto	-	-	-	-	
	Limit							
15.00%								
Team Totals				51	28	37	116	19.83

Scoring Block	Rk	No.	Name	Kill Blocks	Faults	Rebounds	Total Attempts	Avg. by Set
	1	3	RAMOS ACEVES Jose Jeronimo	3	1	-	4	0.75
	2	9	PARRA VALENZUELA Victor Manuel	2	5	-	7	0.67
	2	10	MUNOZ LABRA Luis Manuel	2	-	3	5	0.67
	4	6	RUBIO CAMARGO Jose Luis	1	4	3	8	0.33
	4	12	FUENTES RASCON Mauro Isaac	1	3	2	6	0.33
	6	17	BOJORQUEZ VILLA	1	4	6	11	0.25
	6	8	CARDENAS VALDEZ Jose Angel	1	1	3	5	0.25
		4	LOPEZ ARIAS Orlando	-	3	2	5	
		1	MORENO HERNANDEZ Alejandro	-	-	1	1	
		5	MORAILA QUINTERO Andres	-	-	1	1	
		15	ARANDA VENTURA	-	-	1	1	
		13	CAMPOS CHAVEZ Martin Humberto	-	-	-	-	
	Team Totals				11	21	22	54

Scoring Service	Rk	No.	Name	Aces	Faults	Serve Hits	Total Attempts	Avg. by Set
	1	1	MORENO HERNANDEZ Alejandro	1	4	6	11	0.25
		8	CARDENAS VALDEZ Jose Angel	-	2	13	15	
		17	BOJORQUEZ VILLA	-	2	13	15	
		6	RUBIO CAMARGO Jose Luis	-	3	10	13	
		10	MUNOZ LABRA Luis Manuel	-	-	11	11	
		3	RAMOS ACEVES Jose Jeronimo	-	2	7	9	
		9	PARRA VALENZUELA Victor Manuel	-	1	8	9	
		4	LOPEZ ARIAS Orlando	-	-	5	5	
		15	ARANDA VENTURA	-	1	3	4	
		12	FUENTES RASCON Mauro Isaac	-	-	3	3	
		5	MORAILA QUINTERO Andres	-	-	-	-	
		13	CAMPOS CHAVEZ Martin Humberto	-	-	-	-	
	Team Totals				1	15	79	95

Team	Opponent Errors & Team Faults	58	-		
------	-------------------------------	----	---	--	--



MON 8 JUL 2019


Start Time 19:59 - End Time 22:03


Match Duration: 2h4


Match Statistics

P3

MEX - Mexico

Non-Scoring Dig	Rk	No.	Name	Digs	Faults	Receptions	Total Attempts	Avg. by Set	
		13	CAMPOS CHAVEZ Martin Humberto	-	3	5	8		
		6	RUBIO CAMARGO Jose Luis	-	1	5	6		
		12	FUENTES RASCON Mauro Isaac	-	3	2	5		
		1	MORENO HERNANDEZ Alejandro	-	2	2	4		
		8	CARDENAS VALDEZ Jose Angel	-	-	4	4		
		10	MUNOZ LABRA Luis Manuel	-	2	2	4		
		3	RAMOS ACEVES Jose Jeronimo	-	1	2	3		
		5	MORAILA QUINTERO Andres	-	-	3	3		
		9	PARRA VALENZUELA Victor Manuel	-	1	1	2		
		15	ARANDA VENTURA	-	1	-	1		
		4	LOPEZ ARIAS Orlando	-	-	-	-		
		17	BOJORQUEZ VILLA	-	-	-	-		
	Team Totals				-	14	26	40	

Non-Scoring Set	Rk	No.	Name	Running Sets	Faults	Still Sets	Total Attempts	Avg. by Set	
	1	10	MUNOZ LABRA Luis Manuel	9	2	24	35	3.00	
	2	15	ARANDA VENTURA	5	2	10	17	2.50	
	3	5	MORAILA QUINTERO Andres	1	-	3	4	1.00	
		1	MORENO HERNANDEZ Alejandro	-	-	1	1		
		3	RAMOS ACEVES Jose Jeronimo	-	-	1	1		
		8	CARDENAS VALDEZ Jose Angel	-	-	1	1		
		4	LOPEZ ARIAS Orlando	-	-	-	-		
		6	RUBIO CAMARGO Jose Luis	-	-	-	-		
		9	PARRA VALENZUELA Victor Manuel	-	-	-	-		
		12	FUENTES RASCON Mauro Isaac	-	-	-	-		
		13	CAMPOS CHAVEZ Martin Humberto	-	-	-	-		
		17	BOJORQUEZ VILLA	-	-	-	-		
	Team Totals				15	4	40	59	3.75

Non-Scoring Reception	Rk	No.	Name	Excellents	Faults	Serve Receptions	Total Attempts	Succ. %	
	1	13	CAMPOS CHAVEZ Martin Humberto	1	-	1	2	50.00	
	2	8	CARDENAS VALDEZ Jose Angel	4	1	6	11	36.36	
		6	RUBIO CAMARGO Jose Luis	5	-	22	27		
		1	MORENO HERNANDEZ Alejandro	2	2	13	17		
		5	MORAILA QUINTERO Andres	2	-	13	15		
		3	RAMOS ACEVES Jose Jeronimo	1	-	10	11		
		9	PARRA VALENZUELA Victor Manuel	-	-	1	1		
		10	MUNOZ LABRA Luis Manuel	-	-	1	1		
		12	FUENTES RASCON Mauro Isaac	-	-	1	1		
		4	LOPEZ ARIAS Orlando	-	-	-	-		
		15	ARANDA VENTURA	-	-	-	-		
		17	BOJORQUEZ VILLA	-	-	-	-		
	Limit	25.00%							
	Team Totals				15	3	68	86	



MON 8 JUL 2019


Start Time 19:59 - End Time 22:03


Match Duration: 2h4


Match Statistics

P3

SUI - Switzerland

Scoring Spike	Rk	No.	Name	Spikes	Faults	Shots	Total Attempts	Eff %	
	1	6	VON BURG Mischa Nicola	3	-	4	7	42.86	
	2	8	ZELLER Quentin	16	4	11	31	38.71	
	3	1	ROTH Yves	12	4	7	23	34.78	
	4	10	ULRICH Luca	19	6	20	45	28.89	
		7	ZERIKA Karim	3	3	2	8		
		2	HARKSEN Peer	2	2	2	6		
		3	FRAME Christopher	1	1	1	3		
		9	PFUND Reto	-	-	-	-		
		11	SUESS Nico	-	-	-	-		
		12	FISCHER Julian	-	-	-	-		
		15	WEISIGK Julian	-	-	-	-		
		18	MIKA Irian	-	-	-	-		
	Limit								
	15.00%	Team Totals			56	20	47	123	29.27

Scoring Block	Rk	No.	Name	Kill Blocks	Faults	Rebounds	Total Attempts	Avg. by Set	
	1	7	ZERIKA Karim	4	7	4	15	1.00	
	1	3	FRAME Christopher	3	-	-	3	1.00	
	3	1	ROTH Yves	2	2	2	6	0.50	
	4	6	VON BURG Mischa Nicola	1	6	-	7	0.33	
	5	8	ZELLER Quentin	1	2	3	6	0.25	
	5	10	ULRICH Luca	1	1	2	4	0.25	
	5	2	HARKSEN Peer	1	-	2	3	0.25	
		9	PFUND Reto	-	-	-	-		
		11	SUESS Nico	-	-	-	-		
		12	FISCHER Julian	-	-	-	-		
		15	WEISIGK Julian	-	-	-	-		
		18	MIKA Irian	-	-	-	-		
	Team Totals				13	18	13	44	3.25

Scoring Service	Rk	No.	Name	Aces	Faults	Serve Hits	Total Attempts	Avg. by Set	
	1	6	VON BURG Mischa Nicola	1	1	15	17	0.33	
	2	10	ULRICH Luca	1	4	13	18	0.25	
	2	1	ROTH Yves	1	6	10	17	0.25	
		7	ZERIKA Karim	-	4	12	16		
		8	ZELLER Quentin	-	4	12	16		
		2	HARKSEN Peer	-	2	13	15		
		3	FRAME Christopher	-	-	9	9		
		9	PFUND Reto	-	-	-	-		
		11	SUESS Nico	-	-	-	-		
		12	FISCHER Julian	-	-	-	-		
		15	WEISIGK Julian	-	-	-	-		
		18	MIKA Irian	-	-	-	-		
	Team Totals				3	21	84	108	0.75

Team	Opponent Errors & Team Faults			
		72	-	



MON 8 JUL 2019


Start Time 19:59 - End Time 22:03


Match Duration: 2h4


Match Statistics

P3

SUI - Switzerland

Non-Scoring Dig	Rk	No.	Name	Digs	Faults	Receptions	Total Attempts	Avg. by Set	
	1	12	FISCHER Julian	1	2	8	11	1.00	
		8	ZELLER Quentin	-	3	6	9		
		1	ROTH Yves	-	1	4	5		
		6	VON BURG Mischa Nicola	-	1	3	4		
		10	ULRICH Luca	-	-	2	2		
		2	HARKSEN Peer	-	1	-	1		
		7	ZERIKA Karim	-	-	1	1		
		3	FRAME Christopher	-	-	-	-		
		9	PFUND Reto	-	-	-	-		
		11	SUESS Nico	-	-	-	-		
		15	WEISIGK Julian	-	-	-	-		
		18	MIKA Irian	-	-	-	-		
	Team Totals				1	8	24	33	0.25

Non-Scoring Set	Rk	No.	Name	Running Sets	Faults	Still Sets	Total Attempts	Avg. by Set	
	1	2	HARKSEN Peer	23	-	40	63	5.75	
		3	FRAME Christopher	-	1	-	1		
		12	FISCHER Julian	-	-	1	1		
		1	ROTH Yves	-	-	-	-		
		6	VON BURG Mischa Nicola	-	-	-	-		
		7	ZERIKA Karim	-	-	-	-		
		8	ZELLER Quentin	-	-	-	-		
		9	PFUND Reto	-	-	-	-		
		10	ULRICH Luca	-	-	-	-		
		11	SUESS Nico	-	-	-	-		
		15	WEISIGK Julian	-	-	-	-		
		18	MIKA Irian	-	-	-	-		
	Team Totals				23	1	41	65	5.75

Non-Scoring Reception	Rk	No.	Name	Excellents	Faults	Serve Receptions	Total Attempts	Succ. %	
	1	6	VON BURG Mischa Nicola	1	-	-	1	100.00	
	2	10	ULRICH Luca	13	-	22	35	37.14	
	3	12	FISCHER Julian	6	-	14	20	30.00	
	4	8	ZELLER Quentin	5	-	15	20	25.00	
		1	ROTH Yves	-	1	1	2		
		7	ZERIKA Karim	-	-	1	1		
		2	HARKSEN Peer	-	-	-	-		
		3	FRAME Christopher	-	-	-	-		
		9	PFUND Reto	-	-	-	-		
		11	SUESS Nico	-	-	-	-		
		15	WEISIGK Julian	-	-	-	-		
		18	MIKA Irian	-	-	-	-		
	Limit								
	25.00%				25	1	53	79	31.65

LEGEND

Avg. Average

Eff. Efficiency

No. Shirt Number

Rk Rank

Suc Success %



TUE 9 JUL 2019
Start Time 17:30

Start List

ARG vs JPN

P1

First Referee: ORMONDE (POR)

Second Referee: PAVLOV (RUS)

ARG - Argentina

Shirt colour: Black

No.	Name	Shirt Name	Pos.	Han.	Height	Weight	Highest Reach		Date of Birth	Tournament Totals				
							Spike cm	Block cm		Spike	Block	Serve	Total	%
1	NIELSON RAMELLA Ramiro Nicola		OS		1.92	86	0	0	13 MAY 1996	7	0	0	7	5.43
4	GIRAUDO ESCURRA Nicolas		MB		2.01	93	0	0	3 AUG 1994	11	8	0	19	14.73
5	FERNANDEZ Ignacio Martin		L		1.80	75	0	0	7 JUN 1994	0	0	0	0	0
6	ROBINS Nicolas		MB		1.93	89	0	0	25 SEP 1996	0	0	0	0	0
7	CACERES Franco Hernan		WS		1.98	94	0	0	28 MAR 1994	0	0	0	0	0
8	BITAR Gaspar		S		1.83	73	0	0	19 NOV 1995	3	5	1	9	6.98
9	ARDUINO Andres Nicolas (C)		WS		1.87	84	0	0	12 JUN 1995	22	1	0	23	17.83
10	ROBERTS Ignacio		S		1.82	82	0	0	28 MAY 1997	0	0	0	0	0
11	BUCCIARELLI Juan Horacio		OS		1.98	92	0	0	26 NOV 1997	41	4	4	49	37.98
14	TERAN ULLOA Manuel		OS		1.95	93	0	0	20 MAY 1994	2	1	0	3	2.33
15	RAJCAKOWSKI Flavio Jose		MB		2.01	94	0	0	10 JUL 1998	14	5	1	20	15.50
18	BENAVIDEZ Felipe		WS		1.93	84	0	0	31 JAN 1997	52	0	2	54	41.86

Coach KANTOR Waldo Ariel

Assistant PEREIRA Pablo / SIMARO Esteban Ricardo

Phase	Opponent	Sets	Points per Set
Preliminary - Group D	MEX	3 - 0	25 - 20, 25 - 16, 25 - 19
Preliminary - Group D	SUI	3 - 1	25 - 20, 22 - 25, 25 - 18, 25 - 20
Preliminary - Group D	ITA	2 - 3	25 - 23, 25 - 20, 15 - 25, 23 - 25, 12 - 1

JPN - Japan

Shirt colour: White

No.	Name	Shirt Name	Pos.	Han.	Height	Weight	Highest Reach		Date of Birth	Tournament Totals				
							Spike cm	Block cm		Spike	Block	Serve	Total	%
1	TAKANASHI Kenta		OS		1.89	78	337	320	25 MAR 1997	24	1	0	25	25.00
2	KATSUOKA Masato		WS		1.82	77	330	305	3 JUL 1996	1	0	0	1	1.00
3	HIGUCHI Yuki		WS		1.91	79	345	320	27 APR 1996	26	3	1	30	30.00
4	ARAI Yudai		OS		1.88	86	350	330	27 JUN 1998	0	0	0	0	0
5	KORI Hiroya		WS		1.95	83	345	330	6 FEB 1996	2	0	0	2	2.00
6	MIYAURA Kento		OS		1.89	78	339	320	22 FEB 1999	49	2	2	53	53.00
7	MURAYAMA Go		MB		1.91	88	330	315	30 JUL 1998	14	5	0	19	19.00
8	UMEMOTO Rintaro		MB		1.93	78	337	325	9 APR 1998	0	0	0	0	0
9	KASHIMURA Hirohito		MB		1.95	87	345	325	15 JAN 1999	13	4	0	17	17.00
10	KOBAYASHI Mitsuki (C)		S		1.73	69	328	310	10 MAY 1996	1	1	1	3	3.00
11	EIRO Motoki		S		1.92	80	328	315	8 JUN 1996	0	0	1	1	1.00
12	OGAWA Tomohiro		L		1.75	66	305	270	4 JUL 1996	0	0	0	0	0

Coach MATSUI Taiji

Assistant MATSUNAGA Rio / FUJITA Kazuhiro

Phase	Opponent	Sets	Points per Set
Preliminary - Group D	MEX	3 - 0	25 - 15, 25 - 21, 25 - 20
Preliminary - Group D	SUI	3 - 1	23 - 25, 25 - 21, 25 - 16, 25 - 21
Preliminary - Group D	ITA	0 - 3	22 - 25, 19 - 25, 19 - 25

LEGEND

% Percentage of total team score (C) Team Captain BH Both Handed Han. Handedness L Libero
LH Left Handed MB Middle blocker No. Shirt Number OS Opposite hitter Pos Playing Position
PR Preliminary RH Right Handed S Setter WS Outside hitter



TUE 9 JUL 2019
Start Time 17:30 - End Time 18:54
Match Duration 1h24

Results
P2

ARG vs JPN
0 3

Team	Sets	1	2	3	Total
ARG	0	20	23	18	61
JPN	3	25	25	25	75
	Playing Time	25min	28min	24min	1h17

First Referee: ORMONDE (POR)

Second Referee: PAVLOV (RUS)

ARG - Argentina								
No.	Name	Pos.	1	2	3	4	5	Pts
1	NIELSON RAMELLA Ramiro Nicolas	OS		9	1			2
4	GIRAUDO ESCURRA Nicolas	MB	6	2	2			6
5	FERNANDEZ Ignacio Martin	L	L	L	L			
6	ROBINS Nicolas	MB						
7	CACERES Franco Hernan	WS	9					
8	BITAR Gaspar	S	1	3	3			
9	ARDUINO Andres Nicolas (C)	WS	5	1	1			4
10	ROBERTS Ignacio	S	11					
11	BUCCIARELLI Juan Horacio	OS	4	6	6			11
14	TERAN ULLOA Manuel	OS	8	8	8			
15	RAJCZAKOWSKI Flavio Jose	MB	3	5	5			8
18	BENAVIDEZ Felipe	WS	2	4	4			12

JPN - Japan								
No.	Name	Pos.	1	2	3	4	5	Pts
1	TAKANASHI Kenta	OS	5	5	5			13
2	KATSUOKA Masato	WS						
3	HIGUCHI Yuki	WS	2	2	2			8
4	ARAI Yudai	OS						
5	KORI Hiroya	WS						
6	MIYAJIMA Kento	OS	4	4	4			18
7	MURAYAMA Go	MB	3	3	3			5
8	UMEMOTO Rintaro	MB						
9	KASHIMURA Hirohito	MB	6	6	6			7
10	KOBAYASHI Mitsuki (C)	S	1	1	1			3
11	EIRO Motoki	S			9			
12	OGAWA Tomohiro	L	L	L	L			

Coach KANTOR Waldo Ariel
Assistant Coach PEREIRA Pablo / SIMARO Esteban Ricardo

Coach MATSUI Taiji
Assistant Coach MATSUNAGA Rio / FUJITA Kazuhiro

TEAM AND PLAYER PERFORMANCES

Won	Total Atts	No. Name	Scoring Skills	Won	Total Atts	No. Name
35	79	Total Team	Spike	39	73	Total Team
11	26	18 BENAVIDEZ Felipe		16	25	6 MIYAJIMA Kento
9	19	11 BUCCIARELLI Juan Horacio		10	17	1 TAKANASHI Kenta
5	10	4 GIRAUDO ESCURRA Nicolas		5	6	7 MURAYAMA Go
4	16	Total Team	Block	10	27	Total Team
3	7	15 RAJCZAKOWSKI Flavio Jose		4	8	3 HIGUCHI Yuki
1	1	4 GIRAUDO ESCURRA Nicolas		2	2	6 MIYAJIMA Kento
4	61	Total Team	Serve	2	4	9 KASHIMURA Hirohito
2	9	11 BUCCIARELLI Juan Horacio		5	73	Total Team
1	13	18 BENAVIDEZ Felipe		3	15	1 TAKANASHI Kenta
1	9	15 RAJCZAKOWSKI Flavio Jose		1	15	10 KOBAYASHI Mitsuki
29		Total Team	Opp. Error	1	13	3 HIGUCHI Yuki
72	156	Total Team	Total	36		Total Team
				90	173	Total Team
12	42	18 BENAVIDEZ Felipe	Best Scorer	18	35	6 MIYAJIMA Kento

LEGEND

- (C) Team Captain
- nn Substitute where nn = shirt number of outgoing player
- MB Middle blocker
- OS Opposite hitter
- S Setter
- n Starting line-up where n = starting position on court
- Atts Attempts
- No. Shirt Number
- Pos Playing Position
- WS Outside hitter
- L Substitute Libero
- L Libero
- Opp. Opponent
- Pts Points scored



TUE 9 JUL 2019

Start Time 17:30 - End Time 18:54

Match Duration: 1h24

Match Statistics

P3

ARG vs JPN


0 3


Team	Sets	1	2	3	Total
ARG	0	20	23	18	61
JPN	3	25	25	25	75
	Playing Time	25min	28min	24min	1h17


First Referee: ORMONDE (POR)

Second Referee: PAVLOV (RUS)

ARG - Argentina

Scoring Spike	Rk	No.	Name	Spikes	Faults	Shots	Total Attempts	Eff %
	1	15	RAJCZAKOWSKI Flavio Jose	4	1	2	7	42.86
	2	9	ARDUINO Andres Nicolas	4	1	4	9	33.33
	3	4	GIRAUDO ESCURRA Nicolas	5	2	3	10	30.00
	4	11	BUCCIARELLI Juan Horacio	9	4	6	19	26.32
	5	18	BENAVIDEZ Felipe	11	5	10	26	23.08
	6	1	NIELSON RAMELLA Ramiro Nicolas	2	1	2	5	20.00
	7		CACERES Franco Hernan	-	-	2	2	
	14		TERAN ULLOA Manuel	-	1	-	1	
	5		FERNANDEZ Ignacio Martin	-	-	-	-	
	6		ROBINS Nicolas	-	-	-	-	
8		BITAR Gaspar	-	-	-	-		
10		ROBERTS Ignacio	-	-	-	-		
Limit								
15.00%	Team Totals			35	15	29	79	25.32

Scoring Block	Rk	No.	Name	Kill Blocks	Faults	Rebounds	Total Attempts	Avg. by Set
	1	15	RAJCZAKOWSKI Flavio Jose	3	4	-	7	1.00
	2	4	GIRAUDO ESCURRA Nicolas	1	-	-	1	0.33
	11		BUCCIARELLI Juan Horacio	-	-	3	3	
	18		BENAVIDEZ Felipe	-	3	-	3	
	8		BITAR Gaspar	-	-	2	2	
	1		NIELSON RAMELLA Ramiro Nicolas	-	-	-	-	
	5		FERNANDEZ Ignacio Martin	-	-	-	-	
	6		ROBINS Nicolas	-	-	-	-	
	7		CACERES Franco Hernan	-	-	-	-	
	9		ARDUINO Andres Nicolas	-	-	-	-	
	10		ROBERTS Ignacio	-	-	-	-	
	14		TERAN ULLOA Manuel	-	-	-	-	
	Team Totals			4	7	5	16	1.33

Scoring Service	Rk	No.	Name	Aces	Faults	Serve Hits	Total Attempts	Avg. by Set
	1	11	BUCCIARELLI Juan Horacio	2	2	5	9	0.67
	2	18	BENAVIDEZ Felipe	1	6	6	13	0.33
	2	15	RAJCZAKOWSKI Flavio Jose	1	1	7	9	0.33
	8		BITAR Gaspar	-	1	11	12	
	4		GIRAUDO ESCURRA Nicolas	-	1	9	10	
	1		NIELSON RAMELLA Ramiro Nicolas	-	-	4	4	
	9		ARDUINO Andres Nicolas	-	1	3	4	
	5		FERNANDEZ Ignacio Martin	-	-	-	-	
	6		ROBINS Nicolas	-	-	-	-	
	7		CACERES Franco Hernan	-	-	-	-	
	10		ROBERTS Ignacio	-	-	-	-	
	14		TERAN ULLOA Manuel	-	-	-	-	
	Team Totals			4	12	45	61	1.33

Team	Opponent Errors & Team Faults	29	-		
------	-------------------------------	----	---	--	--



TUE 9 JUL 2019


Start Time 17:30 - End Time 18:54


Match Duration: 1h24


Match Statistics

P3

ARG - Argentina

Non-Scoring Dig	Rk	No.	Name	Digs	Faults	Receptions	Total Attempts	Avg. by Set	
		5	FERNANDEZ Ignacio Martin	-	4	2	6		
		18	BENAVIDEZ Felipe	-	1	3	4		
		11	BUCCIARELLI Juan Horacio	-	1	1	2		
		9	ARDUINO Andres Nicolas	-	-	1	1		
		1	NIELSON RAMELLA Ramiro Nicolas	-	-	-	-		
		4	GIRAUDO ESCURRA Nicolas	-	-	-	-		
		6	ROBINS Nicolas	-	-	-	-		
		7	CACERES Franco Hernan	-	-	-	-		
		8	BITAR Gaspar	-	-	-	-		
		10	ROBERTS Ignacio	-	-	-	-		
		14	TERAN ULLOA Manuel	-	-	-	-		
		15	RAJCZAKOWSKI Flavio Jose	-	-	-	-		
	Team Totals				-	6	7	13	

Non-Scoring Set	Rk	No.	Name	Running Sets	Faults	Still Sets	Total Attempts	Avg. by Set	
		11	BUCCIARELLI Juan Horacio	-	1	-	1		
		1	NIELSON RAMELLA Ramiro Nicolas	-	-	-	-		
		4	GIRAUDO ESCURRA Nicolas	-	-	-	-		
		5	FERNANDEZ Ignacio Martin	-	-	-	-		
		6	ROBINS Nicolas	-	-	-	-		
		7	CACERES Franco Hernan	-	-	-	-		
		8	BITAR Gaspar	-	-	-	-		
		9	ARDUINO Andres Nicolas	-	-	-	-		
		10	ROBERTS Ignacio	-	-	-	-		
		14	TERAN ULLOA Manuel	-	-	-	-		
		15	RAJCZAKOWSKI Flavio Jose	-	-	-	-		
		18	BENAVIDEZ Felipe	-	-	-	-		
	Team Totals				-	1	-	1	

Non-Scoring Reception	Rk	No.	Name	Excellents	Faults	Serve Receptions	Total Attempts	Succ. %	
	1	4	GIRAUDO ESCURRA Nicolas	1	-	-	1	100.00	
	2	18	BENAVIDEZ Felipe	21	1	16	38	55.26	
	3	5	FERNANDEZ Ignacio Martin	5	1	5	11	45.45	
	4	9	ARDUINO Andres Nicolas	2	2	3	7	28.57	
	5	1	NIELSON RAMELLA Ramiro Nicolas	1	1	2	4	25.00	
		6	ROBINS Nicolas	-	-	-	-		
		7	CACERES Franco Hernan	-	-	-	-		
		8	BITAR Gaspar	-	-	-	-		
		10	ROBERTS Ignacio	-	-	-	-		
		11	BUCCIARELLI Juan Horacio	-	-	-	-		
		14	TERAN ULLOA Manuel	-	-	-	-		
		15	RAJCZAKOWSKI Flavio Jose	-	-	-	-		
	Limit								
	25.00%	Team Totals			30	5	26	61	49.18



TUE 9 JUL 2019


Start Time 17:30 - End Time 18:54


Match Duration: 1h24


Match Statistics

P3

JPN - Japan

Scoring Spike	Rk	No.	Name	Spikes	Faults	Shots	Total Attempts	Eff %
	1	7	MURAYAMA Go	5	-	1	6	83.33
	2	9	KASHIMURA Hirohito	5	-	2	7	71.43
	3	6	MIYAURA Kento	16	2	7	25	56.00
	4	1	TAKANASHI Kenta	10	1	6	17	52.94
		3	HIGUCHI Yuki	3	4	7	14	
		10	KOBAYASHI Mitsuki	-	1	2	3	
		5	KORI Hiroya	-	1	-	1	
		2	KATSUOKA Masato	-	-	-	-	
		4	ARAI Yudai	-	-	-	-	
		8	UMEMOTO Rintaro	-	-	-	-	
		11	EIRO Motoki	-	-	-	-	
		12	OGAWA Tomohiro	-	-	-	-	
Limit								
15.00%	Team Totals			39	9	25	73	41.10

Scoring Block	Rk	No.	Name	Kill Blocks	Faults	Rebounds	Total Attempts	Avg. by Set
	1	3	HIGUCHI Yuki	4	3	1	8	1.33
	2	10	KOBAYASHI Mitsuki	2	2	1	5	0.67
	2	9	KASHIMURA Hirohito	2	1	1	4	0.67
	2	6	MIYAURA Kento	2	-	-	2	0.67
		1	TAKANASHI Kenta	-	2	2	4	
		7	MURAYAMA Go	-	2	1	3	
		11	EIRO Motoki	-	1	-	1	
		2	KATSUOKA Masato	-	-	-	-	
		4	ARAI Yudai	-	-	-	-	
		5	KORI Hiroya	-	-	-	-	
		8	UMEMOTO Rintaro	-	-	-	-	
		12	OGAWA Tomohiro	-	-	-	-	
Team Totals				10	11	6	27	3.33

Scoring Service	Rk	No.	Name	Aces	Faults	Serve Hits	Total Attempts	Avg. by Set
	1	1	TAKANASHI Kenta	3	2	10	15	1.00
	2	10	KOBAYASHI Mitsuki	1	1	13	15	0.33
	2	3	HIGUCHI Yuki	1	2	10	13	0.33
		7	MURAYAMA Go	-	2	9	11	
		9	KASHIMURA Hirohito	-	-	10	10	
		6	MIYAURA Kento	-	2	6	8	
		11	EIRO Motoki	-	-	1	1	
		2	KATSUOKA Masato	-	-	-	-	
		4	ARAI Yudai	-	-	-	-	
		5	KORI Hiroya	-	-	-	-	
		8	UMEMOTO Rintaro	-	-	-	-	
		12	OGAWA Tomohiro	-	-	-	-	
Team Totals				5	9	59	73	1.67

Team	Opponent Errors & Team Faults
	36



TUE 9 JUL 2019


Start Time 17:30 - End Time 18:54


Match Duration: 1h24


Match Statistics

P3

JPN - Japan

Non-Scoring Dig	Rk	No.	Name	Digs	Faults	Receptions	Total Attempts	Avg. by Set
		12	OGAWA Tomohiro	-	-	2	2	
		1	TAKANASHI Kenta	-	-	1	1	
		10	KOBAYASHI Mitsuki	-	-	1	1	
		2	KATSUOKA Masato	-	-	-	-	
		3	HIGUCHI Yuki	-	-	-	-	
		4	ARAI Yudai	-	-	-	-	
		5	KORI Hiroya	-	-	-	-	
		6	MIYAURA Kento	-	-	-	-	
		7	MURAYAMA Go	-	-	-	-	
		8	UMEMOTO Rintaro	-	-	-	-	
		9	KASHIMURA Hirohito	-	-	-	-	
	11	EIRO Motoki	-	-	-	-		
Team Totals				-	-	4	4	

Non-Scoring Set	Rk	No.	Name	Running Sets	Faults	Still Sets	Total Attempts	Avg. by Set
		1	TAKANASHI Kenta	-	-	-	-	
		2	KATSUOKA Masato	-	-	-	-	
		3	HIGUCHI Yuki	-	-	-	-	
		4	ARAI Yudai	-	-	-	-	
		5	KORI Hiroya	-	-	-	-	
		6	MIYAURA Kento	-	-	-	-	
		7	MURAYAMA Go	-	-	-	-	
		8	UMEMOTO Rintaro	-	-	-	-	
		9	KASHIMURA Hirohito	-	-	-	-	
		10	KOBAYASHI Mitsuki	-	-	-	-	
		11	EIRO Motoki	-	-	-	-	
		12	OGAWA Tomohiro	-	-	-	-	
Team Totals				-	-	-	-	

Non-Scoring Reception	Rk	No.	Name	Excellents	Faults	Serve Receptions	Total Attempts	Succ. %
	1	12	OGAWA Tomohiro	9	1	6	16	56.25
	2	3	HIGUCHI Yuki	11	2	7	20	55.00
	3	1	TAKANASHI Kenta	5	1	6	12	41.67
		2	KATSUOKA Masato	-	-	-	-	
		4	ARAI Yudai	-	-	-	-	
		5	KORI Hiroya	-	-	-	-	
		6	MIYAURA Kento	-	-	-	-	
		7	MURAYAMA Go	-	-	-	-	
		8	UMEMOTO Rintaro	-	-	-	-	
		9	KASHIMURA Hirohito	-	-	-	-	
		10	KOBAYASHI Mitsuki	-	-	-	-	
	11	EIRO Motoki	-	-	-	-		
Limit								
25.00%	Team Totals			25	4	19	48	52.08

LEGEND

Avg. Average Eff. Efficiency No. Shirt Number Rk Rank Succ Success %



TUE 9 JUL 2019
Start Time 20:00

Start List

ITA vs MEX

P1

First Referee: WANG JUN (CHN)

Second Referee: KOVAR (CZE)

ITA - Italy

Shirt colour: Green

No.	Name	Shirt Name	Pos.	Han.	Height	Weight	Highest Reach		Date of Birth	Tournament Totals				
							Spike cm	Block cm		Spike	Block	Serve	Total	%
1	RICCI Fabio (C)		WS		1.80	78	0	0	11 JUL 1994	7	1	0	8	6.72
2	PINALI Giulio		MB		1.80	80	0	0	2 JUL 1997	46	7	6	59	49.58
3	MILAN Sebastiano		OS		1.86	80	0	0	6 APR 1995	4	0	0	4	3.36
4	RAFFAELLI Giacomo		WS		1.89	87	0	0	7 FEB 1995	25	6	0	31	26.05
5	POLO Alberto		OS		1.90	80	0	0	7 SEP 1995	16	11	2	29	24.37
6	ROMANO Yuri		WS		1.80	78	0	0	26 JUL 1997	0	0	0	0	0
8	ZONCA Paolo		WS		1.86	80	0	0	13 MAY 1997	13	1	1	15	12.61
9	PIEROTTI Marco		MB		1.85	77	0	0	19 JUN 1996	3	0	1	4	3.36
10	SALSI Nicola		S		1.87	80	0	0	13 SEP 1997	1	3	0	4	3.36
11	PICCINELLI Alessandro		L		1.79	76	0	0	30 JAN 1997	0	0	0	0	0
12	GALASSI Gianluca		WS		1.89	80	0	0	24 JUL 1997	11	4	0	15	12.61
13	ZOPPELLARI Francesco		S		1.80	76	0	0	27 MAY 1997	0	1	0	1	0.84

Coach GRAZIOSI Gianluca

Assistant TOMASELLO Giacomo / GIORDANI Massimiliano

Phase	Opponent	Sets	Points per Set
Preliminary - Group D	SUI	3 - 0	25 - 17, 25 - 23, 25 - 15
Preliminary - Group D	ARG	3 - 2	23 - 25, 20 - 25, 25 - 15, 25 - 23, 15 - 1
Preliminary - Group D	JPN	3 - 0	25 - 22, 25 - 19, 25 - 19

MEX - Mexico

Shirt colour: Blue

No.	Name	Shirt Name	Pos.	Han.	Height	Weight	Highest Reach		Date of Birth	Tournament Totals				
							Spike cm	Block cm		Spike	Block	Serve	Total	%
1	MORENO HERNANDEZ Alejandro		WS		1.79	75	0	0	16 SEP 1994	20	2	3	25	59.52
3	RAMOS ACEVES Jose Jeronimo		WS		1.83	80	0	0	11 OCT 1994	9	4	0	13	30.95
4	LOPEZ ARIAS Orlando		MB		1.97	96	0	0	19 MAY 1997	2	0	0	2	4.76
5	MORAILA QUINTERO Andres		L		1.79	70	0	0	7 NOV 1996	0	0	0	0	0
6	RUBIO CAMARGO Jose Luis		WS		1.72	68	0	0	17 OCT 1996	25	3	0	28	66.67
8	CARDENAS VALDEZ Jose Angel		OS		1.76	69	0	0	26 MAY 1998	22	1	2	25	59.52
9	PARRA VALENZUELA Victor Manu		MB		1.80	69	0	0	3 SEP 1999	5	3	0	8	19.05
10	MUNOZ LABRA Luis Manuel		S		1.82	90	0	0	3 OCT 1994	0	2	0	2	4.76
12	FUENTES RASCON Mauro Isaac		OS		1.72	65	0	0	13 OCT 1997	14	1	0	15	35.71
13	CAMPOS CHAVEZ Martin Humbert		L		1.75	80	0	0	28 SEP 1994	0	0	0	0	0
15	ARANDA VENTURA (C)		S		1.71	68	0	0	9 APR 1997	2	0	0	2	4.76
17	BOJORQUEZ VILLANAZUL Luis Ge		MB		1.75	68	0	0	14 DEC 1995	17	4	0	21	50.00

Coach MACIAS ARENAS Jesus Antonio

Assistant LIZARRAGA AGUILAR Efrain Guadalupe / ROSETE CARRERA Luis Carlos

Phase	Opponent	Sets	Points per Set
Preliminary - Group D	ARG	0 - 3	20 - 25, 16 - 25, 19 - 25
Preliminary - Group D	JPN	0 - 3	15 - 25, 21 - 25, 20 - 25
Preliminary - Group D	SUI	1 - 3	20 - 25, 32 - 34, 26 - 24, 17 - 25

LEGEND

% Percentage of total team score (C) Team Captain BH Both Handed Han. Handedness L Libero
LH Left Handed MB Middle blocker No. Shirt Number OS Opposite hitter Pos Playing Position
PR Preliminary RH Right Handed S Setter WS Outside hitter



TUE 9 JUL 2019
Start Time 20:00 - End Time 21:18
Match Duration 1h18

Results

P2

ITA vs MEX

3 0

Team	Sets	1	2	3	Total
ITA	3	25	25	25	75
MEX	0	20	16	19	55
	Playing Time	25min	22min	23min	1h10

First Referee: WANG JUN (CHN)

Second Referee: KOVAR (CZE)

ITA - Italy								
No.	Name	Pos.	1	2	3	4	5	Pts
1	RICCI Fabio (C)	WS	5	6	5			10
2	PINALI Giulio	MB	3	4	3			9
3	MILAN Sebastiano	OS	1	2	1			7
4	RAFFAELLI Giacomo	WS	4	5	4			10
5	POLO Alberto	OS	2	3	2			10
6	ROMANO Yuri	WS	13	13	2			5
8	ZONCA Paolo	WS	4					
9	PIEROTTI Marco	MB		4	4			3
10	SALSI Nicola	S	2	2	13			
11	PICCINELLI Alessandro	L	L	L	L			
12	GALASSI Gianluca	WS						
13	ZOPPELLARI Francesco	S	6	1	6			1

MEX - Mexico								
No.	Name	Pos.	1	2	3	4	5	Pts
1	MORENO HERNANDEZ Alejandro	WS	3	2	3			3
3	RAMOS ACEVES Jose Jeronimo	WS	1	1	6			1
4	LOPEZ ARIAS Orlando	MB	9					
5	MORAILA QUINTERO Andres	L	L	L	L			
6	RUBIO CAMARGO Jose Luis	WS	6	5	3			15
8	CARDENAS VALDEZ Jose Angel	OS	5	4	5			4
9	PARRA VALENZUELA Victor Manuel	MB	4	3	4			3
10	MUNOZ LABRA Luis Manuel	S	2	1	2			
12	FUENTES RASCON Mauro Isaac	OS	10	10	10			5
13	CAMPOS CHAVEZ Martin Humberto	L	L	L	L			
15	ARANDA VENTURA (C)	S	8	8	8			
17	BOJORQUEZ VILLA	MB	1	6	1			7

Coach GRAZIOSI Gianluca
Assistant Coach TOMASELLO Giacomo / GIORDANI

Coach MACIAS ARENAS Jesus Antonio
Assistant Coach LIZARRAGA AGUILAR Efrain Guadalupe /

TEAM AND PLAYER PERFORMANCES

Won	Total Atts	No. Name	Scoring Skills	Won	Total Atts	No. Name
42	76	Total Team	Spike	31	71	Total Team
8	12	1 RICCI Fabio		13	26	6 RUBIO CAMARGO Jose Luis
8	10	2 PINALI Giulio		4	9	17 BOJORQUEZ VILLA
7	17	3 MILAN Sebastiano		4	7	12 FUENTES RASCON Mauro Isaac
8	32	Total Team	Block	5	30	Total Team
5	12	5 POLO Alberto		3	7	17 BOJORQUEZ VILLA
1	1	9 PIEROTTI Marco		1	2	6 RUBIO CAMARGO Jose Luis
1	3	13 ZOPPELLARI Francesco		1	9	9 PARRA VALENZUELA Victor Manuel
5	74	Total Team	Serve	2	56	Total Team
3	12	4 RAFFAELLI Giacomo		1	8	6 RUBIO CAMARGO Jose Luis
1	14	1 RICCI Fabio		1	4	12 FUENTES RASCON Mauro Isaac
1	10	2 PINALI Giulio				
47		Total Team	Opp. Error	42		Total Team
102	182	Total Team	Total	80	157	Total Team
10	30	4 RAFFAELLI Giacomo	Best Scorer	15	36	6 RUBIO CAMARGO Jose Luis

LEGEND

(C)	Team Captain	n	Starting line-up where n= starting position on court	L	Substitute Libero
nn	Substitute where nn = shirt number of outgoing player	Atts	Attempts	L	Libero
MB	Middle blocker	No.	Shirt Number	Opp.	Opponent
OS	Opposite hitter	Pos	Playing Position	Pts	Points scored
S	Setter	WS	Outside hitter		



TUE 9 JUL 2019

Start Time 20:00 - End Time 21:18

Match Duration: 1h18

Match Statistics

P3

ITA vs MEX


3 0


Team	Sets	1	2	3	Total
ITA	3	25	25	25	75
MEX	0	20	16	19	55
	Playing Time	25min	22min	23min	1h10


First Referee: WANG JUN (CHN)

Second Referee: KOVAR (CZE)

ITA - Italy

Scoring Spike	Rk	No.	Name	Spikes	Faults	Shots	Total Attempts	Eff %
	1	2	PINALI Giulio	8	1	1	10	70.00
	2	1	RICCI Fabio	8	1	3	12	58.33
	3	6	ROMANO' Yuri	5	1	1	7	57.14
	4	9	PIEROTTI Marco	2	-	2	4	50.00
	5	4	RAFFAELLI Giacomo	7	1	7	15	40.00
	6	5	POLO Alberto	5	1	5	11	36.36
	7	3	MILAN Sebastiano	7	2	8	17	29.41
	8		ZONCA Paolo	-	-	-	-	-
	10		SALSI Nicola	-	-	-	-	-
	11		PICCINELLI Alessandro	-	-	-	-	-
	12		GALASSI Gianluca	-	-	-	-	-
	13		ZOPPELLARI Francesco	-	-	-	-	-
Limit								
15.00%	Team Totals			42	7	27	76	46.05

Scoring Block	Rk	No.	Name	Kill Blocks	Faults	Rebounds	Total Attempts	Avg. by Set
	1	5	POLO Alberto	5	4	3	12	1.67
	2	9	PIEROTTI Marco	1	-	-	1	0.50
	3	1	RICCI Fabio	1	5	1	7	0.33
	3	13	ZOPPELLARI Francesco	1	2	-	3	0.33
		4	RAFFAELLI Giacomo	-	2	1	3	-
		2	PINALI Giulio	-	2	-	2	-
		3	MILAN Sebastiano	-	1	1	2	-
		6	ROMANO' Yuri	-	2	-	2	-
		8	ZONCA Paolo	-	-	-	-	-
		10	SALSI Nicola	-	-	-	-	-
		11	PICCINELLI Alessandro	-	-	-	-	-
		12	GALASSI Gianluca	-	-	-	-	-
	Team Totals			8	18	6	32	2.67

Scoring Service	Rk	No.	Name	Aces	Faults	Serve Hits	Total Attempts	Avg. by Set
	1	4	RAFFAELLI Giacomo	3	1	8	12	1.00
	2	1	RICCI Fabio	1	1	12	14	0.33
	2	2	PINALI Giulio	1	1	8	10	0.33
		3	MILAN Sebastiano	-	6	10	16	-
		5	POLO Alberto	-	2	7	9	-
		13	ZOPPELLARI Francesco	-	1	4	5	-
		10	SALSI Nicola	-	-	4	4	-
		6	ROMANO' Yuri	-	2	-	2	-
		8	ZONCA Paolo	-	-	1	1	-
		9	PIEROTTI Marco	-	-	1	1	-
		11	PICCINELLI Alessandro	-	-	-	-	-
		12	GALASSI Gianluca	-	-	-	-	-
	Team Totals			5	14	55	74	1.67

Team	Opponent Errors & Team Faults	47	-		
------	-------------------------------	----	---	--	--



TUE 9 JUL 2019


Start Time 20:00 - End Time 21:18


Match Duration: 1h18


Match Statistics

P3

ITA - Italy

Non-Scoring Dig	Rk	No.	Name	Digs	Faults	Receptions	Total Attempts	Avg. by Set
		11	PICCINELLI Alessandro	-	3	7	10	
		5	POLO Alberto	-	1	1	2	
		1	RICCI Fabio	-	-	1	1	
		2	PINALI Giulio	-	-	1	1	
		3	MILAN Sebastiano	-	-	1	1	
		4	RAFFAELLI Giacomo	-	1	-	1	
		6	ROMANO' Yuri	-	-	1	1	
		10	SALSI Nicola	-	1	-	1	
		13	ZOPPELLARI Francesco	-	-	1	1	
		8	ZONCA Paolo	-	-	-	-	
		9	PIEROTTI Marco	-	-	-	-	
		12	GALASSI Gianluca	-	-	-	-	
	Team Totals				-	6	13	19

Non-Scoring Set	Rk	No.	Name	Running Sets	Faults	Still Sets	Total Attempts	Avg. by Set
		1	RICCI Fabio	-	-	-	-	
		2	PINALI Giulio	-	-	-	-	
		3	MILAN Sebastiano	-	-	-	-	
		4	RAFFAELLI Giacomo	-	-	-	-	
		5	POLO Alberto	-	-	-	-	
		6	ROMANO' Yuri	-	-	-	-	
		8	ZONCA Paolo	-	-	-	-	
		9	PIEROTTI Marco	-	-	-	-	
		10	SALSI Nicola	-	-	-	-	
		11	PICCINELLI Alessandro	-	-	-	-	
		12	GALASSI Gianluca	-	-	-	-	
		13	ZOPPELLARI Francesco	-	-	-	-	
	Team Totals				-	-	-	-

Non-Scoring Reception	Rk	No.	Name	Excellents	Faults	Serve Receptions	Total Attempts	Succ. %
		1	POLO Alberto	1	-	-	1	100.00
		2	RAFFAELLI Giacomo	8	-	1	9	88.89
		3	PIEROTTI Marco	4	-	2	6	66.67
		4	MILAN Sebastiano	14	-	8	22	63.64
		5	PICCINELLI Alessandro	6	2	3	11	54.55
		2	PINALI Giulio	-	-	1	1	
		1	RICCI Fabio	-	-	-	-	
		6	ROMANO' Yuri	-	-	-	-	
		8	ZONCA Paolo	-	-	-	-	
		10	SALSI Nicola	-	-	-	-	
		12	GALASSI Gianluca	-	-	-	-	
		13	ZOPPELLARI Francesco	-	-	-	-	
	Limit							
25.00%	Team Totals			33	2	15	50	66.00



TUE 9 JUL 2019


Start Time 20:00 - End Time 21:18


Match Duration: 1h18


Match Statistics

P3

MEX - Mexico

Scoring Spike	Rk	No.	Name	Spikes	Faults	Shots	Total Attempts	Eff %
	1	12	FUENTES RASCON Mauro Isaac	4	-	3	7	57.14
	2	9	PARRA VALENZUELA Victor Manuel	2	1	1	4	25.00
	3	17	BOJORQUEZ VILLA	4	2	3	9	22.22
	4	6	RUBIO CAMARGO Jose Luis	13	9	4	26	15.38
	8		CARDENAS VALDEZ Jose Angel	4	3	5	12	
	1		MORENO HERNANDEZ Alejandro	3	3	2	8	
	3		RAMOS ACEVES Jose Jeronimo	1	2	-	3	
	10		MUNOZ LABRA Luis Manuel	-	-	1	1	
	15		ARANDA VENTURA	-	-	1	1	
	4		LOPEZ ARIAS Orlando	-	-	-	-	
	5		MORAILA QUINTERO Andres	-	-	-	-	
	13		CAMPOS CHAVEZ Martin Humberto	-	-	-	-	
	Limit							
15.00%	Team Totals			31	20	20	71	15.49

Scoring Block	Rk	No.	Name	Kill Blocks	Faults	Rebounds	Total Attempts	Avg. by Set
	1	17	BOJORQUEZ VILLA	3	3	1	7	1.00
	2	9	PARRA VALENZUELA Victor Manuel	1	6	2	9	0.33
	2	6	RUBIO CAMARGO Jose Luis	1	1	-	2	0.33
	8		CARDENAS VALDEZ Jose Angel	-	1	2	3	
	10		MUNOZ LABRA Luis Manuel	-	2	1	3	
	1		MORENO HERNANDEZ Alejandro	-	2	-	2	
	12		FUENTES RASCON Mauro Isaac	-	-	2	2	
	3		RAMOS ACEVES Jose Jeronimo	-	1	-	1	
	15		ARANDA VENTURA	-	-	1	1	
	4		LOPEZ ARIAS Orlando	-	-	-	-	
	5		MORAILA QUINTERO Andres	-	-	-	-	
	13		CAMPOS CHAVEZ Martin Humberto	-	-	-	-	
		Team Totals			5	16	9	30

Scoring Service	Rk	No.	Name	Aces	Faults	Serve Hits	Total Attempts	Avg. by Set
	1	6	RUBIO CAMARGO Jose Luis	1	1	6	8	0.33
	1	12	FUENTES RASCON Mauro Isaac	1	-	3	4	0.33
	10		MUNOZ LABRA Luis Manuel	-	-	9	9	
	9		PARRA VALENZUELA Victor Manuel	-	-	7	7	
	15		ARANDA VENTURA	-	-	7	7	
	8		CARDENAS VALDEZ Jose Angel	-	1	5	6	
	17		BOJORQUEZ VILLA	-	-	6	6	
	1		MORENO HERNANDEZ Alejandro	-	2	2	4	
	3		RAMOS ACEVES Jose Jeronimo	-	2	2	4	
	4		LOPEZ ARIAS Orlando	-	-	1	1	
	5		MORAILA QUINTERO Andres	-	-	-	-	
	13		CAMPOS CHAVEZ Martin Humberto	-	-	-	-	
		Team Totals			2	6	48	56

Team	Opponent Errors & Team Faults			
		42	-	



TUE 9 JUL 2019


Start Time 20:00 - End Time 21:18


Match Duration: 1h18


Match Statistics

P3

MEX - Mexico

Non-Scoring Dig	Rk	No.	Name	Digs	Faults	Receptions	Total Attempts	Avg. by Set
		6	RUBIO CAMARGO Jose Luis	-	2	1	3	
		1	MORENO HERNANDEZ Alejandro	-	-	2	2	
		3	RAMOS ACEVES Jose Jeronimo	-	2	-	2	
		10	MUNOZ LABRA Luis Manuel	-	-	1	1	
		15	ARANDA VENTURA	-	-	1	1	
		17	BOJORQUEZ VILLA	-	1	-	1	
		4	LOPEZ ARIAS Orlando	-	-	-	-	
		5	MORAILA QUINTERO Andres	-	-	-	-	
		8	CARDENAS VALDEZ Jose Angel	-	-	-	-	
		9	PARRA VALENZUELA Victor Manuel	-	-	-	-	
		12	FUENTES RASCON Mauro Isaac	-	-	-	-	
		13	CAMPOS CHAVEZ Martin Humberto	-	-	-	-	
	Team Totals				-	5	5	10

Non-Scoring Set	Rk	No.	Name	Running Sets	Faults	Still Sets	Total Attempts	Avg. by Set
		15	ARANDA VENTURA	-	2	-	2	
		10	MUNOZ LABRA Luis Manuel	-	1	-	1	
		1	MORENO HERNANDEZ Alejandro	-	-	-	-	
		3	RAMOS ACEVES Jose Jeronimo	-	-	-	-	
		4	LOPEZ ARIAS Orlando	-	-	-	-	
		5	MORAILA QUINTERO Andres	-	-	-	-	
		6	RUBIO CAMARGO Jose Luis	-	-	-	-	
		8	CARDENAS VALDEZ Jose Angel	-	-	-	-	
		9	PARRA VALENZUELA Victor Manuel	-	-	-	-	
		12	FUENTES RASCON Mauro Isaac	-	-	-	-	
	13	CAMPOS CHAVEZ Martin Humberto	-	-	-	-		
	17	BOJORQUEZ VILLA	-	-	-	-		
Team Totals				-	3	-	3	

Non-Scoring Reception	Rk	No.	Name	Excellents	Faults	Serve Receptions	Total Attempts	Succ. %
	1	3	RAMOS ACEVES Jose Jeronimo	3	-	3	6	50.00
	2	1	MORENO HERNANDEZ Alejandro	6	-	11	17	35.29
	3	5	MORAILA QUINTERO Andres	8	1	14	23	34.78
	4	6	RUBIO CAMARGO Jose Luis	4	3	5	12	33.33
		12	FUENTES RASCON Mauro Isaac	-	1	-	1	
		13	CAMPOS CHAVEZ Martin Humberto	-	-	1	1	
		4	LOPEZ ARIAS Orlando	-	-	-	-	
		8	CARDENAS VALDEZ Jose Angel	-	-	-	-	
		9	PARRA VALENZUELA Victor Manuel	-	-	-	-	
		10	MUNOZ LABRA Luis Manuel	-	-	-	-	
		15	ARANDA VENTURA	-	-	-	-	
		17	BOJORQUEZ VILLA	-	-	-	-	
	Limit							
25.00%	Team Totals			21	5	34	60	35.00

LEGEND

Avg. Average Eff. Efficiency No. Shirt Number Rk Rank Succ Success %


Results Table - Final Round
P4
As of SAT 13 JUL 2019 at 22:56

Match	Phase	Date	Teams	Sets	Points per Set					Total Points	Match Duration	Spectators
					1	2	3	4	5			
41	Quarter-finals	THU 11 JUL 2019	RUS vs JPN	3 - 1	25 - 21	25 - 11	23 - 25	25 - 14		98 - 71	1:54	
42	Quarterfinals 9-16	THU 11 JUL 2019	USA vs SUI	0 - 3	23 - 25	21 - 25	15 - 25			59 - 75	1:21	
43	Quarter-finals	THU 11 JUL 2019	POL vs TPE	3 - 0	25 - 17	25 - 18	25 - 9			75 - 44	1:18	
44	Quarterfinals 9-16	THU 11 JUL 2019	BRA vs CHI	3 - 1	23 - 25	25 - 19	25 - 22	25 - 19		98 - 85	1:58	
45	Quarter-finals	THU 11 JUL 2019	CZE vs FRA	1 - 3	22 - 25	17 - 25	26 - 24	19 - 25		84 - 99	1:56	
46	Quarterfinals 9-16	THU 11 JUL 2019	UKR vs CAN	0 - 3	17 - 25	13 - 25	16 - 25			46 - 75	1:12	
47	Semifinals 17-20	THU 11 JUL 2019	HKG vs MEX	1 - 3	25 - 22	14 - 25	13 - 25	21 - 25		73 - 97	1:46	
48	Quarter-finals	THU 11 JUL 2019	ITA vs POR	3 - 0	25 - 16	25 - 21	25 - 15			75 - 52	1:13	
49	Quarterfinals 9-16	THU 11 JUL 2019	ARG vs KOR	2 - 3	24 - 26	25 - 16	25 - 18	19 - 25	12 - 15	105 - 100	2:11	
50	Semifinals 17-20	THU 11 JUL 2019	CHN vs IRI	0 - 3	16 - 25	22 - 25	19 - 25			57 - 75	1:13	
51	Semi-finals	FRI 12 JUL 2019	POL vs RUS	3 - 2	25 - 21	25 - 15	19 - 25	18 - 25	17 - 15	104 - 101	2:10	
52	Semifinals 5-8	FRI 12 JUL 2019	TPE vs JPN	1 - 3	31 - 33	23 - 25	25 - 16	22 - 25		101 - 99	2:09	
53	Semifinals 9-12	FRI 12 JUL 2019	BRA vs SUI	1 - 3	22 - 25	17 - 25	25 - 22	21 - 25		85 - 97	1:50	
54	Semi-finals	FRI 12 JUL 2019	FRA vs ITA	0 - 3	16 - 25	21 - 25	18 - 25			55 - 75	1:19	
55	Semifinals 5-8	FRI 12 JUL 2019	CZE vs POR	3 - 1	25 - 23	25 - 23	21 - 25	25 - 18		96 - 89	1:52	
56	Semifinals 9-12	FRI 12 JUL 2019	CAN vs KOR	0 - 3	21 - 25	23 - 25	26 - 28			70 - 78	1:34	
57	Final 19th-20th Pl.	FRI 12 JUL 2019	HKG vs CHN	3 - 0	25 - 21	25 - 23	25 - 13			75 - 57	1:15	
58	Semifinals 13-16	FRI 12 JUL 2019	UKR vs ARG	3 - 2	19 - 25	29 - 27	23 - 25	25 - 21	15 - 11	111 - 109	2:22	
59	Semifinals 13-16	FRI 12 JUL 2019	CHI vs USA	3 - 1	21 - 25	25 - 16	25 - 22	25 - 21		96 - 84	1:54	
60	Final 17th-18th Pl.	FRI 12 JUL 2019	MEX vs IRI	3 - 0	25 - 23	25 - 20	25 - 18			75 - 61	1:30	
61	Final 7th-8th Place	SAT 13 JUL 2019	POR vs TPE	1 - 3	25 - 14	18 - 25	28 - 30	23 - 25		94 - 94	2:08	
62	Final 11th-12th Pl.	SAT 13 JUL 2019	CAN vs BRA	3 - 2	25 - 16	23 - 25	25 - 21	19 - 25	15 - 9	107 - 96	2:06	
63	Final 15th-16th Pl.	SAT 13 JUL 2019	ARG vs USA	3 - 0	25 - 20	25 - 15	25 - 20			75 - 55	1:17	
64	Final 5th-6th Place	SAT 13 JUL 2019	CZE vs JPN	0 - 3	19 - 25	18 - 25	22 - 25			59 - 75	1:20	
65	Final 9th-10th Place	SAT 13 JUL 2019	KOR vs SUI	0 - 3	15 - 25	25 - 27	17 - 25			57 - 77	1:20	
66	Final 13th-14th Pl.	SAT 13 JUL 2019	UKR vs CHI	3 - 0	25 - 20	25 - 20	25 - 22			75 - 62	1:21	
67	Bronze-medal Match	SAT 13 JUL 2019	FRA vs RUS	0 - 3	18 - 25	20 - 25	22 - 25			60 - 75	1:23	
68	Gold-medal Match	SAT 13 JUL 2019	ITA vs POL	3 - 2	16 - 25	25 - 20	22 - 25	25 - 23	15 - 10	103 - 103	2:16	

Statistics of	Average match duration	Average spectators	Total spectators
Preliminary	1h43		
Final Rounds	1h41		
Tournament	1h42		



Results Table - Final Round

P4

As of SAT 13 JUL 2019 at 22:56

Quarterfinal Round Semifinal Round Final Round

CZE - Czech Republic

Match 45, 11 JUL 17:30

FRA - France

FRA - France 3 - 1

ITA - Italy

Match 48, 11 JUL 20:00

POR - Portugal

Match 54, 12 JUL 14:30

ITA - Italy 3 - 0

ITA - Italy 3 - 0

POL - Poland

Match 43, 11 JUL 14:30

TPE - Chinese Taipei

POL - Poland 3 - 0

Match 51, 12 JUL 12:00

POL - Poland 3 - 2

RUS - Russia

Match 41, 11 JUL 12:00

JPN - Japan

RUS - Russia 3 - 1

FRA - France

Match 67, 13 JUL 17:30

RUS - Russia

RUS 3 - 0

3 RUS - Russia

4 FRA - France

CZE - Czech Republic

Match 55, 12 JUL 14:30

POR - Portugal

TPE - Chinese Taipei

Match 52, 12 JUL 12:00

JPN - Japan

CZE - Czech Republic 3 - 1

Match 64, 13 JUL 14:30

JPN - Japan 3 - 1

JPN 3 - 0

5 JPN - Japan

6 CZE - Czech Republic

POR - Portugal

Match 61, 13 JUL 12:00

TPE - Chinese Taipei

TPE 3 - 1

7 TPE - Chinese Taipei

8 POR - Portugal



Results Table - Final Round

P4

As of SAT 13 JUL 2019 at 22:56

UKR - Ukraine

Match 46, 11 JUL 17:30
CAN - Canada

ARG - Argentina

Match 49, 11 JUL 20:00
KOR - Republic of Korea

BRA - Brazil

Match 44, 11 JUL 14:30
CHI - Chile

USA - United States

Match 42, 11 JUL 12:00
SUI - Switzerland

CAN - Canada 3 - 0

Match 56, 12 JUL 14:30

KOR - Republic of Korea 3 - 2

BRA - Brazil 3 - 1

Match 53, 12 JUL 12:00

SUI - Switzerland 3 - 0

KOR - Republic of Korea 3 - 0

Match 65, 13 JUL 14:30

SUI - Switzerland 3 - 1

SUI 3 - 0

9 SUI - Switzerland

10 KOR - Republic of Korea

CAN - Canada

Match 62, 13 JUL 12:00

BRA - Brazil

CAN 3 - 2

11 CAN - Canada

12 BRA - Brazil

UKR - Ukraine

Match 58, 12 JUL 17:30

ARG - Argentina

CHI - Chile

Match 59, 12 JUL 17:30

USA - United States

UKR - Ukraine 3 - 2

Match 66, 13 JUL 14:30

CHI - Chile 3 - 1

UKR 3 - 0

13 UKR - Ukraine

14 CHI - Chile

ARG - Argentina

Match 63, 13 JUL 12:00

USA - United States

ARG 3 - 0

15 ARG - Argentina

16 USA - United States

LEGEND

Ax x (x=1-4) ranked team from pool A

Bx x (x=1-4) ranked team from pool B



THU 11 JUL 2019
Start Time 17:30

Start List

CZE vs FRA

P1

First Referee: PAVLOV (RUS)

Second Referee: ORMONDE (POR)

CZE - Czech Republic

Shirt colour: White

No.	Name	Shirt Name	Pos.	Han.	Height	Weight	Highest Reach		Date of Birth	Tournament Totals				
							Spike cm	Block cm		Spike	Block	Serve	Total	%
2	TIBITANZL Martin		MB		1.99	93	0	0	30 MAY 1996	14	8	4	26	16.05
4	HLADIK Martin		OS		1.96	100	0	0	29 SEP 1996	55	8	2	65	40.12
5	MOTYCKA Jakub		WS		1.92	82	0	0	26 MAY 1996	8	0	0	8	4.94
6	KUPLIK Filip		S		1.88	82	0	0	10 NOV 1994	0	3	0	3	1.85
7	SULC Marek		WS		1.90	85	0	0	15 FEB 1998	20	4	1	25	15.43
8	KRAFFER Jiri		WS		1.92	88	0	0	6 JUN 1996	14	2	0	16	9.88
9	BARTOS Pavel (C)		S		1.91	84	0	0	20 APR 1994	5	4	2	11	6.79
10	JAKUBEC Vit		MB		2.02	80	0	0	28 FEB 1996	6	0	0	6	3.70
11	JANKU David		WS		1.93	92	0	0	16 JUN 1995	42	5	6	53	32.72
12	MIKULENKA Vladimir		MB		1.98	93	0	0	30 OCT 1997	13	6	1	20	12.35
13	INDRA Patrik		OS		2.00	90	0	0	8 DEC 1997	38	2	4	44	27.16
16	KOVARIK Michael		L		1.90	80	0	0	19 NOV 1996	0	0	0	0	0

Coach VASINA Lubomir

Assistant MELICHAREK Zdenek

Phase	Opponent	Sets	Points per Set
Preliminary - Group A	CHI	3 - 0	25 - 13, 25 - 15, 30 - 28
Preliminary - Group A	TPE	3 - 1	25 - 23, 25 - 18, 24 - 26, 25 - 21
Preliminary - Group A	UKR	3 - 1	26 - 28, 25 - 13, 25 - 21, 25 - 22
Preliminary - Group A	HKG	3 - 1	22 - 25, 25 - 19, 25 - 18, 25 - 10

FRA - France

Shirt colour: Blue

No.	Name	Shirt Name	Pos.	Han.	Height	Weight	Highest Reach		Date of Birth	Tournament Totals				
							Spike cm	Block cm		Spike	Block	Serve	Total	%
1	WALGENWITZ Dimitri		S		1.79	78	0	0	11 APR 1994	1	1	2	4	2.67
2	CAPET Maxime		OS		2.01	85	0	0	24 OCT 1997	2	0	2	4	2.67
3	BASIC Luka (C)		MB		2.00	84	0	0	29 JAN 1995	12	1	1	14	9.33
4	KABA Kevin		MB		2.03	94	0	0	8 JUN 1994	16	5	0	21	14.00
5	MEYER Leo		S		1.95	85	0	0	25 JAN 1997	6	2	1	9	6.00
6	RODRIGUEZ Kevin		MB		2.02	95	0	0	13 NOV 1994	16	9	4	29	19.33
7	PREVERT Gildas		MB		2.02	90	0	0	15 JUN 1996	3	4	0	7	4.67
8	DEROUILLOIN Pierre		WS		1.97	88	0	0	6 JUN 1999	30	3	1	34	22.67
9	CARLE Timothee		WS		1.98	89	0	0	30 NOV 1995	56	0	5	61	40.67
10	THORAL Thibault		WS		1.91	86	0	0	3 JAN 1997	2	0	0	2	1.33
11	DIEZ Benjamin		L		1.84	75	0	0	4 APR 1998	0	0	0	0	0
12	WINKELMULLER Julien		OS		1.98	80	0	0	31 JUL 1994	59	4	3	66	44.00

Coach LE MARREC Loic

Assistant BELMADI Slimane / ROLAND Dominique

Phase	Opponent	Sets	Points per Set
Preliminary - Group C	IRI	3 - 2	25 - 12, 25 - 19, 19 - 25, 25 - 27, 15 - 8
Preliminary - Group C	POL	0 - 3	14 - 25, 22 - 25, 19 - 25
Preliminary - Group C	CAN	3 - 1	25 - 18, 25 - 27, 25 - 17, 25 - 20
Preliminary - Group C	BRA	3 - 1	25 - 21, 25 - 18, 21 - 25, 25 - 22

LEGEND

% Percentage of total team score (C) Team Captain BH Both Handed Han. Handedness L Libero
LH Left Handed MB Middle blocker No. Shirt Number OS Opposite hitter Pos Playing Position
PR Preliminary QF Quarter-finals RH Right Handed S Setter WS Outside hitter



THU 11 JUL 2019
Start Time 17:23 - End Time 19:19
Match Duration 1h56

Results
P2

CZE vs FRA
1 3

Team	Sets	1	2	3	4	Total
CZE	1	22	17	26	19	84
FRA	3	25	25	24	25	99
	Playing Time	25min	22min	27min	23min	1h37

First Referee: PAVLOV (RUS)

Second Referee: ORMONDE (POR)

CZE - Czech Republic

No.	Name	Pos.	1	2	3	4	5	Pts
2	TIBITANZL Martin	MB	3	3	3	3		12
4	HLADIK Martin	OS	4	4	4	5		16
5	MOTYCKA Jakub	WS		11				
6	KUPILIK Filip	S	4	9	4			
7	SULC Marek	WS		8		4		2
8	KRAFFER Jiri	WS	5	5	5			1
9	BARTOS Pavel (C)	S	1	1	1	1		1
10	JAKUBEC Vit	MB	6	6	6	6		5
11	JANKU David	WS	2	2	5	2		10
12	MIKULENKA Vladimir	MB			9	10		
13	INDRA Patrik	OS	9		2	4		9
16	KOVARIK Michael	L	L	L	L	L		

FRA - France

No.	Name	Pos.	1	2	3	4	5	Pts
1	WALGENWITZ Dimitri	S	6	6	6	6		1
2	CAPET Maxime	OS	4	4	4	6		
3	BASIC Luka (C)	MB						
4	KABA Kevin	MB	5	5	5	5		11
5	MEYER Leo	S						
6	RODRIGUEZ Kevin	MB	2	2	2	2		11
7	PREVERT Gildas	MB			6			
8	DEROUILLOON Pierre	WS	1	1	1	1		14
9	CARLE Timothee	WS	4	4	4	4		13
10	THORAL Thibault	WS						1
11	DIEZ Benjamin	L	L	L	L	L		
12	WINKELMULLER Julien	OS	3	3	3	3		16

Coach VASINA Lubomir
Assistant Coach MELICHAREK Zdenek

Coach LE MARREC Loic
Assistant Coach BELMADI Siimane / ROLAND Dominique

TEAM AND PLAYER PERFORMANCES

Won	Total Atts	No. Name	Scoring Skills	Won	Total Atts	No. Name
46	104	Total Team	Spike	47	86	Total Team
15	29	4 HLADIK Martin		14	23	12 WINKELMULLER Julien
10	12	2 TIBITANZL Martin		11	24	8 DEROUILLOON Pierre
8	18	13 INDRA Patrik		10	20	9 CARLE Timothee
5	34	Total Team	Block	13	42	Total Team
2	13	2 TIBITANZL Martin		6	9	6 RODRIGUEZ Kevin
1	2	4 HLADIK Martin		4	13	4 KABA Kevin
1	3	13 INDRA Patrik		2	7	8 DEROUILLOON Pierre
5	85	Total Team	Serve	7	98	Total Team
3	17	11 JANKU David		3	16	9 CARLE Timothee
1	10	10 JAKUBEC Vit		2	22	12 WINKELMULLER Julien
1	7	7 SULC Marek		1	16	8 DEROUILLOON Pierre
51		Total Team	Opp. Error	56		Total Team
107	223	Total Team	Total	123	226	Total Team
16	42	4 HLADIK Martin	Best Scorer	16	51	12 WINKELMULLER Julien

LEGEND

- (C) Team Captain
- nn Substitute where nn = shirt number of outgoing player
- MB Middle blocker
- OS Opposite hitter
- S Setter
- n Starting line-up where n= starting position on court
- Atts Attempts
- No. Shirt Number
- Pos Playing Position
- WS Outside hitter
- L Substitute Libero
- L Libero
- Opp. Opponent
- Pts Points scored



THU 11 JUL 2019

Start Time 17:23 - End Time 19:19

Match Duration: 1h56

Match Statistics

P3


CZE vs FRA
1 3


Team	Sets	1	2	3	4	Total
CZE	1	22	17	26	19	84
FRA	3	25	25	24	25	99
	Playing Time	25min	22min	27min	23min	1h37


First Referee: PAVLOV (RUS)

Second Referee: ORMONDE (POR)

CZE - Czech Republic

Scoring Spike	Rk	No.	Name	Spikes	Faults	Shots	Total Attempts	Eff %	
	1	9	BARTOS Pavel	1	-	-	1	100.00	
	2	2	TIBITANZL Martin	10	1	1	12	75.00	
	3	4	HLADIK Martin	15	7	7	29	27.59	
	4	10	JAKUBEC Vit	4	2	4	10	20.00	
	5	13	INDRA Patrik	8	5	5	18	16.67	
		11	JANKU David	6	3	13	22		
		8	KRAFFER Jiri	1	2	2	5		
		7	SULC Marek	1	1	2	4		
		5	MOTYCKA Jakub	-	1	1	2		
		12	MIKULENKA Vladimir	-	1	-	1		
		6	KUPILIK Filip	-	-	-	-		
		16	KOVARIK Michael	-	-	-	-		
	Limit								
	15.00%	Team Totals			46	23	35	104	22.12

Scoring Block	Rk	No.	Name	Kill Blocks	Faults	Rebounds	Total Attempts	Avg. by Set	
	1	2	TIBITANZL Martin	2	7	4	13	0.50	
	2	13	INDRA Patrik	1	1	1	3	0.33	
	3	11	JANKU David	1	4	2	7	0.25	
	3	4	HLADIK Martin	1	1	-	2	0.25	
		9	BARTOS Pavel	-	2	4	6		
		6	KUPILIK Filip	-	-	1	1		
		8	KRAFFER Jiri	-	1	-	1		
		10	JAKUBEC Vit	-	1	-	1		
		5	MOTYCKA Jakub	-	-	-	-		
		7	SULC Marek	-	-	-	-		
		12	MIKULENKA Vladimir	-	-	-	-		
		16	KOVARIK Michael	-	-	-	-		
		Team Totals			5	17	12	34	1.25

Scoring Service	Rk	No.	Name	Aces	Faults	Serve Hits	Total Attempts	Avg. by Set	
	1	11	JANKU David	3	7	7	17	0.75	
	2	7	SULC Marek	1	-	6	7	0.50	
	3	10	JAKUBEC Vit	1	2	7	10	0.25	
		2	TIBITANZL Martin	-	3	12	15		
		9	BARTOS Pavel	-	3	11	14		
		4	HLADIK Martin	-	5	6	11		
		13	INDRA Patrik	-	-	7	7		
		8	KRAFFER Jiri	-	-	4	4		
		5	MOTYCKA Jakub	-	-	-	-		
		6	KUPILIK Filip	-	-	-	-		
		12	MIKULENKA Vladimir	-	-	-	-		
		16	KOVARIK Michael	-	-	-	-		
		Team Totals			5	20	60	85	1.25

Team	Opponent Errors & Team Faults	51	-		
------	-------------------------------	----	---	--	--



THU 11 JUL 2019


Start Time 17:23 - End Time 19:19


Match Duration: 1h56


Match Statistics

P3

CZE - Czech Republic

Non-Scoring Dig	Rk	No.	Name	Digs	Faults	Receptions	Total Attempts	Avg. by Set
		16	KOVARIK Michael	-	-	3	3	
		4	HLADIK Martin	-	-	2	2	
		10	JAKUBEC Vit	-	-	2	2	
		11	JANKU David	-	1	1	2	
		2	TIBITANZL Martin	-	-	1	1	
		8	KRAFFER Jiri	-	-	1	1	
		9	BARTOS Pavel	-	1	-	1	
		13	INDRA Patrik	-	-	1	1	
		5	MOTYCKA Jakub	-	-	-	-	
		6	KUPILIK Filip	-	-	-	-	
		7	SULC Marek	-	-	-	-	
		12	MIKULENKA Vladimir	-	-	-	-	
	Team Totals				-	2	11	13

Non-Scoring Set	Rk	No.	Name	Running Sets	Faults	Still Sets	Total Attempts	Avg. by Set
		2	TIBITANZL Martin	-	-	-	-	
		4	HLADIK Martin	-	-	-	-	
		5	MOTYCKA Jakub	-	-	-	-	
		6	KUPILIK Filip	-	-	-	-	
		7	SULC Marek	-	-	-	-	
		8	KRAFFER Jiri	-	-	-	-	
		9	BARTOS Pavel	-	-	-	-	
		10	JAKUBEC Vit	-	-	-	-	
		11	JANKU David	-	-	-	-	
		12	MIKULENKA Vladimir	-	-	-	-	
		13	INDRA Patrik	-	-	-	-	
		16	KOVARIK Michael	-	-	-	-	
	Team Totals				-	-	-	-

Non-Scoring Reception	Rk	No.	Name	Excellents	Faults	Serve Receptions	Total Attempts	Succ. %
	1	10	JAKUBEC Vit	1	-	-	1	100.00
	2	8	KRAFFER Jiri	5	-	1	6	83.33
	3	7	SULC Marek	4	1	-	5	80.00
	4	11	JANKU David	18	2	20	40	45.00
	5	16	KOVARIK Michael	6	1	9	16	37.50
		4	HLADIK Martin	1	1	9	11	
		5	MOTYCKA Jakub	-	2	2	4	
		2	TIBITANZL Martin	-	-	-	-	
		6	KUPILIK Filip	-	-	-	-	
		9	BARTOS Pavel	-	-	-	-	
		12	MIKULENKA Vladimir	-	-	-	-	
		13	INDRA Patrik	-	-	-	-	
	Limit							
25.00%	Team Totals			35	7	41	83	42.17



THU 11 JUL 2019


Start Time 17:23 - End Time 19:19


Match Duration: 1h56


Match Statistics

P3

FRA - France

Scoring Spike	Rk	No.	Name	Spikes	Faults	Shots	Total Attempts	Eff %
	1	10	THORAL Thibault	1	-	-	1	100.00
	2	4	KABA Kevin	6	1	1	8	62.50
	3	12	WINKELMULLER Julien	14	3	6	23	47.83
	4	6	RODRIGUEZ Kevin	5	1	4	10	40.00
	5	8	DEROILLON Pierre	11	2	11	24	37.50
	6	9	CARLE Timothee	10	5	5	20	25.00
		1	WALGENWITZ Dimitri	-	-	-	-	-
		2	CAPET Maxime	-	-	-	-	-
		3	BASIC Luka	-	-	-	-	-
		5	MEYER Leo	-	-	-	-	-
		7	PREVERT Gildas	-	-	-	-	-
Limit		11	DIEZ Benjamin	-	-	-	-	-
15.00%	Team Totals			47	12	27	86	40.70

Scoring Block	Rk	No.	Name	Kill Blocks	Faults	Rebounds	Total Attempts	Avg. by Set
	1	6	RODRIGUEZ Kevin	6	1	2	9	1.50
	2	4	KABA Kevin	4	6	3	13	1.00
	3	8	DEROILLON Pierre	2	2	3	7	0.50
	4	1	WALGENWITZ Dimitri	1	1	2	4	0.25
		12	WINKELMULLER Julien	-	4	2	6	-
		9	CARLE Timothee	-	2	1	3	-
		2	CAPET Maxime	-	-	-	-	-
		3	BASIC Luka	-	-	-	-	-
		5	MEYER Leo	-	-	-	-	-
		7	PREVERT Gildas	-	-	-	-	-
		10	THORAL Thibault	-	-	-	-	-
	11	DIEZ Benjamin	-	-	-	-	-	
Team Totals	Team Totals			13	16	13	42	3.25

Scoring Service	Rk	No.	Name	Aces	Faults	Serve Hits	Total Attempts	Avg. by Set
	1	9	CARLE Timothee	3	4	9	16	0.75
	2	12	WINKELMULLER Julien	2	4	16	22	0.50
	3	8	DEROILLON Pierre	1	2	13	16	0.25
	3	4	KABA Kevin	1	1	9	11	0.25
		1	WALGENWITZ Dimitri	-	2	13	15	-
		6	RODRIGUEZ Kevin	-	-	14	14	-
		2	CAPET Maxime	-	1	3	4	-
		3	BASIC Luka	-	-	-	-	-
		5	MEYER Leo	-	-	-	-	-
		7	PREVERT Gildas	-	-	-	-	-
		10	THORAL Thibault	-	-	-	-	-
	11	DIEZ Benjamin	-	-	-	-	-	
Team Totals	Team Totals			7	14	77	98	1.75

Team	Opponent Errors & Team Faults			
		56	-	



THU 11 JUL 2019


Start Time 17:23 - End Time 19:19


Match Duration: 1h56


Match Statistics

P3

FRA - France

Non-Scoring Dig	Rk	No.	Name	Digs	Faults	Receptions	Total Attempts	Avg. by Set
		11	DIEZ Benjamin	-	2	6	8	
		8	DEROILLON Pierre	-	2	3	5	
		1	WALGENWITZ Dimitri	-	1	-	1	
		2	CAPET Maxime	-	1	-	1	
		6	RODRIGUEZ Kevin	-	1	-	1	
		9	CARLE Timothee	-	1	-	1	
		3	BASIC Luka	-	-	-	-	
		4	KABA Kevin	-	-	-	-	
		5	MEYER Leo	-	-	-	-	
		7	PREVERT Gildas	-	-	-	-	
		10	THORAL Thibault	-	-	-	-	
		12	WINKELMULLER Julien	-	-	-	-	
Team Totals				-	8	9	17	

Non-Scoring Set	Rk	No.	Name	Running Sets	Faults	Still Sets	Total Attempts	Avg. by Set
		1	WALGENWITZ Dimitri	-	1	-	1	
		2	CAPET Maxime	-	-	-	-	
		3	BASIC Luka	-	-	-	-	
		4	KABA Kevin	-	-	-	-	
		5	MEYER Leo	-	-	-	-	
		6	RODRIGUEZ Kevin	-	-	-	-	
		7	PREVERT Gildas	-	-	-	-	
		8	DEROILLON Pierre	-	-	-	-	
		9	CARLE Timothee	-	-	-	-	
		10	THORAL Thibault	-	-	-	-	
		11	DIEZ Benjamin	-	-	-	-	
		12	WINKELMULLER Julien	-	-	-	-	
Team Totals				-	1	-	1	

Non-Scoring Reception	Rk	No.	Name	Excellents	Faults	Serve Receptions	Total Attempts	Succ. %
		1	RODRIGUEZ Kevin	1	-	-	1	100.00
		2	THORAL Thibault	1	-	1	2	50.00
		3	CARLE Timothee	6	1	6	13	46.15
		4	DEROILLON Pierre	7	-	9	16	43.75
		5	DIEZ Benjamin	12	2	15	29	41.38
		1	WALGENWITZ Dimitri	-	2	1	3	
		2	CAPET Maxime	-	-	-	-	
		3	BASIC Luka	-	-	-	-	
		4	KABA Kevin	-	-	-	-	
		5	MEYER Leo	-	-	-	-	
		7	PREVERT Gildas	-	-	-	-	
		12	WINKELMULLER Julien	-	-	-	-	
Limit								
25.00%	Team Totals			27	5	32	64	42.19

LEGEND

Avg. Average Eff. Efficiency No. Shirt Number Rk Rank Succ Success %



THU 11 JUL 2019

Start List

Start Time 20:00

ITA vs POR

P1

First Referee: CHOI (KOR)

Second Referee: DZIEWIRZ (CAN)

ITA - Italy

Shirt colour: White

No.	Name	Shirt Name	Pos.	Han.	Height	Weight	Highest Reach		Date of Birth	Tournament Totals				
							Spike cm	Block cm		Spike	Block	Serve	Total	%
1	RICCI Fabio (C)		WS		1.80	78	0	0	11 JUL 1994	15	2	1	18	11.84
2	PINALI Giulio		MB		1.80	80	0	0	2 JUL 1997	54	7	7	68	44.74
3	MILAN Sebastiano		OS		1.86	80	0	0	6 APR 1995	11	0	0	11	7.24
4	RAFFAELLI Giacomo		WS		1.89	87	0	0	7 FEB 1995	32	6	3	41	26.97
5	POLO Alberto		OS		1.90	80	0	0	7 SEP 1995	21	16	2	39	25.66
6	ROMANO Yuri		WS		1.80	78	0	0	26 JUL 1997	5	0	0	5	3.29
8	ZONCA Paolo		WS		1.86	80	0	0	13 MAY 1997	13	1	1	15	9.87
9	PIEROTTI Marco		MB		1.85	77	0	0	19 JUN 1996	5	1	1	7	4.61
10	SALSI Nicola	SALSI	S		1.87	80	0	0	13 SEP 1997	1	3	0	4	2.63
11	PICCINELLI Alessandro		L		1.79	76	0	0	30 JAN 1997	0	0	0	0	0
12	GALASSI Gianluca		WS		1.89	80	0	0	24 JUL 1997	11	4	0	15	9.87
13	ZOPPELLARI Francesco		S		1.80	76	0	0	27 MAY 1997	0	2	0	2	1.32

Coach GRAZIOSI Gianluca

Assistant TOMASELLO Giacomo / GIORDANI Massimiliano

Phase	Opponent	Sets	Points per Set
Preliminary - Group D	SUI	3 - 0	25 - 17, 25 - 23, 25 - 15
Preliminary - Group D	ARG	3 - 2	23 - 25, 20 - 25, 25 - 15, 25 - 23, 15 - 1
Preliminary - Group D	JPN	3 - 0	25 - 22, 25 - 19, 25 - 19
Preliminary - Group D	MEX	3 - 0	25 - 20, 25 - 16, 25 - 19

POR - Portugal

Shirt colour: Blue

No.	Name	Shirt Name	Pos.	Han.	Height	Weight	Highest Reach		Date of Birth	Tournament Totals				
							Spike cm	Block cm		Spike	Block	Serve	Total	%
1	SANTOS Frederico		S		1.90	73	335	320	16 SEP 1997	0	0	0	0	0
2	MENEZES Guilherme		MB		1.97	92	325	300	20 DEC 2000	18	5	3	26	17.22
3	CAVALCANTI Rafael		OS		1.90	80	316	295	20 OCT 1997	0	0	1	1	0.66
4	SINFRONIO Miquel		MB		1.96	92	350	330	18 MAR 1999	17	9	3	29	19.21
5	ROSA Andre (C)		OS		1.94	85	325	300	26 JAN 1997	49	4	5	58	38.41
6	CUNHA Miquel		OS		1.96	99	325	298	18 AUG 1997	2	0	0	2	1.32
7	REIS Afonso		S		1.83	79	305	280	9 AUG 1999	4	2	3	9	5.96
8	PEIXOTO Miquel		L		1.72	67	295	275	28 AUG 2000	0	0	0	0	0
9	GOMES Diogo		L		1.82	76	294	273	5 JAN 1996	0	0	0	0	0
10	CUNHA Bruno		OS		1.94	92	325	298	18 AUG 1997	69	8	4	81	53.64
11	MARQUES Andre		OS		1.88	73	325	310	10 APR 2000	21	5	1	27	17.88
12	BELO Jose		MB		1.94	85	330	315	5 DEC 1999	0	0	1	1	0.66

Coach JOSE Joao

Assistant PRATA Carlos / MEDEIROS Rodrigo

Phase	Opponent	Sets	Points per Set
Preliminary - Group B	RUS	1 - 3	26 - 24, 15 - 25, 20 - 25, 17 - 25
Preliminary - Group B	KOR	3 - 1	25 - 21, 25 - 20, 27 - 29, 25 - 8
Preliminary - Group B	CHN	3 - 0	25 - 22, 25 - 18, 25 - 18
Preliminary - Group B	USA	3 - 0	25 - 19, 33 - 31, 25 - 21

LEGEND

%	Percentage of total team score	(C)	Team Captain	BH	Both Handed	Han.	Handedness	L	Libero
LH	Left Handed	MB	Middle blocker	No.	Shirt Number	OS	Opposite hitter	Pos	Playing Position
PR	Preliminary	QF	Quarter-finals	RH	Right Handed	S	Setter	WS	Outside hitter



THU 11 JUL 2019
Start Time 19:59 - End Time 21:12
Match Duration 1h13

Results
P2

ITA vs POR
3 0

Team	Sets	1	2	3	Total
ITA	3	25	25	25	75
POR	0	16	21	15	52
	Playing Time	20min	24min	21min	1h5

First Referee: CHOI (KOR)

Second Referee: DZIEWIRZ (CAN)

ITA - Italy								
No.	Name	Pos.	1	2	3	4	5	Pts
1	RICCI Fabio (C)	WS	6	5	6			11
2	PINALI Giulio	MB	4	3	4			9
3	MILAN Sebastiano	OS	2	1	2			10
4	RAFFAELLI Giacomo	WS	5	4	5			8
5	POLO Alberto	OS	3	2	3			12
6	ROMANO Yuri	WS		4	4			
8	ZONCA Paolo	WS						
9	PIEROTTI Marco	MB						
10	SALSI Nicola	S						
11	PICCINELLI Alessandro	L	L	L	L			
12	GALASSI Gianluca	WS			1			2
13	ZOPPELLARI Francesco	S	1	6	1			2

POR - Portugal								
No.	Name	Pos.	1	2	3	4	5	Pts
1	SANTOS Frederico	S			1			
2	MENEZES Guilherme	MB	3	4	3			2
3	CAVALCANTI Rafael	OS						
4	SINFRONIO Miguel	MB	6	1	6			7
5	ROSA Andre (C)	OS	2	3	2			10
6	CUNHA Miguel	OS		10	4			5
7	REIS Afonso	S	1	2	6			
8	PEIXOTO Miguel	L						
9	GOMES Diogo	L	L	L	L			
10	CUNHA Bruno	OS	4	5	1			6
11	MARQUES Andre	OS	5	6	5			5
12	BELO Jose	MB						

Coach GRAZIOSI Gianluca
Assistant Coach TOMASELLO Giacomo / GIORDANI

Coach JOSE Joao
Assistant Coach PRATA Carlos / MEDEIROS Rodrigo

TEAM AND PLAYER PERFORMANCES

Won	Total Atts	No.	Name	Scoring Skills	Won	Total Atts	No.	Name
34	64	Total	Team	Spike	30	87	Total	Team
8	17	2	PINALI Giulio		8	24	5	ROSA Andre
7	13	4	RAFFAELLI Giacomo		6	18	10	CUNHA Bruno
7	13	5	POLO Alberto		6	7	4	SINFRONIO Miguel
16	44	Total	Team	Block	4	27	Total	Team
6	8	1	RICCI Fabio		1	3	5	ROSA Andre
4	7	3	MILAN Sebastiano		1	2	6	CUNHA Miguel
4	15	5	POLO Alberto		1	7	4	SINFRONIO Miguel
4	73	Total	Team	Serve	1	54	Total	Team
1	13	5	POLO Alberto		1	9	5	ROSA Andre
1	14	13	ZOPPELLARI Francesco					
1	2	12	GALASSI Gianluca					
35		Total	Team	Opp. Error	35		Total	Team
89	181	Total	Team	Total	70	168	Total	Team
12	41	5	POLO Alberto	Best Scorer	10	36	5	ROSA Andre

LEGEND

- (C) Team Captain
- nn Substitute where nn = shirt number of outgoing player
- MB Middle blocker
- OS Opposite hitter
- S Setter
- n Starting line-up where n= starting position on court
- Atts Attempts
- No. Shirt Number
- Pos Playing Position
- WS Outside hitter
- L Substitute Libero
- L Libero
- Opp. Opponent
- Pts Points scored



THU 11 JUL 2019

Start Time 19:59 - End Time 21:12

Match Duration: 1h13

Match Statistics

P3

ITA vs POR


3 0


Team	Sets	1	2	3	Total
ITA	3	25	25	25	75
POR	0	16	21	15	52
	Playing Time	20min	24min	21min	1h5


First Referee: CHOI (KOR)

Second Referee: DZIEWIRZ (CAN)

ITA - Italy

Scoring Spike	Rk	No.	Name	Spikes	Faults	Shots	Total Attempts	Eff %
	1	12	GALASSI Gianluca	1	-	-	1	100.00
	1	13	ZOPPELLARI Francesco	1	-	-	1	100.00
	3	1	RICCI Fabio	4	-	1	5	80.00
	4	5	POLO Alberto	7	1	5	13	46.15
	4	3	MILAN Sebastiano	6	-	7	13	46.15
	6	4	RAFFAELLI Giacomo	7	2	4	13	38.46
	7	2	PINALI Giulio	8	4	5	17	23.53
		11	PICCINELLI Alessandro	-	-	1	1	
		6	ROMANO' Yuri	-	-	-	-	
		8	ZONCA Paolo	-	-	-	-	
	9	PIEROTTI Marco	-	-	-	-		
	10	SALSI Nicola	-	-	-	-		
Limit								
15.00%	Team Totals			34	7	23	64	42.19

Scoring Block	Rk	No.	Name	Kill Blocks	Faults	Rebounds	Total Attempts	Avg. by Set
	1	1	RICCI Fabio	6	1	1	8	2.00
	2	5	POLO Alberto	4	4	7	15	1.33
	2	3	MILAN Sebastiano	4	3	-	7	1.33
	4	2	PINALI Giulio	1	3	2	6	0.33
	4	4	RAFFAELLI Giacomo	1	2	2	5	0.33
		13	ZOPPELLARI Francesco	-	-	2	2	
		12	GALASSI Gianluca	-	1	-	1	
		6	ROMANO' Yuri	-	-	-	-	
		8	ZONCA Paolo	-	-	-	-	
		9	PIEROTTI Marco	-	-	-	-	
		10	SALSI Nicola	-	-	-	-	
	11	PICCINELLI Alessandro	-	-	-	-		
Team Totals				16	14	14	44	5.33

Scoring Service	Rk	No.	Name	Aces	Faults	Serve Hits	Total Attempts	Avg. by Set
	1	12	GALASSI Gianluca	1	1	-	2	1.00
	2	13	ZOPPELLARI Francesco	1	2	11	14	0.33
	2	5	POLO Alberto	1	-	12	13	0.33
	2	1	RICCI Fabio	1	-	10	11	0.33
		3	MILAN Sebastiano	-	5	7	12	
		2	PINALI Giulio	-	3	7	10	
		4	RAFFAELLI Giacomo	-	1	7	8	
		6	ROMANO' Yuri	-	2	1	3	
		8	ZONCA Paolo	-	-	-	-	
		9	PIEROTTI Marco	-	-	-	-	
		10	SALSI Nicola	-	-	-	-	
	11	PICCINELLI Alessandro	-	-	-	-		
Team Totals				4	14	55	73	1.33

Team	Opponent Errors & Team Faults	35	-		
------	-------------------------------	----	---	--	--



THU 11 JUL 2019


Start Time 19:59 - End Time 21:12


Match Duration: 1h13


Match Statistics

P3

ITA - Italy

Non-Scoring Dig	Rk	No.	Name	Digs	Faults	Receptions	Total Attempts	Avg. by Set
		4	RAFFAELLI Giacomo	-	2	6	8	
		11	PICCINELLI Alessandro	-	-	4	4	
		5	POLO Alberto	-	-	2	2	
		13	ZOPPELLARI Francesco	-	1	1	2	
		3	MILAN Sebastiano	-	-	1	1	
		6	ROMANO' Yuri	-	-	1	1	
		1	RICCI Fabio	-	-	-	-	
		2	PINALI Giulio	-	-	-	-	
		8	ZONCA Paolo	-	-	-	-	
		9	PIEROTTI Marco	-	-	-	-	
		10	SALSI Nicola	-	-	-	-	
		12	GALASSI Gianluca	-	-	-	-	
	Team Totals				-	3	15	18

Non-Scoring Set	Rk	No.	Name	Running Sets	Faults	Still Sets	Total Attempts	Avg. by Set
		1	RICCI Fabio	-	-	-	-	
		2	PINALI Giulio	-	-	-	-	
		3	MILAN Sebastiano	-	-	-	-	
		4	RAFFAELLI Giacomo	-	-	-	-	
		5	POLO Alberto	-	-	-	-	
		6	ROMANO' Yuri	-	-	-	-	
		8	ZONCA Paolo	-	-	-	-	
		9	PIEROTTI Marco	-	-	-	-	
		10	SALSI Nicola	-	-	-	-	
		11	PICCINELLI Alessandro	-	-	-	-	
		12	GALASSI Gianluca	-	-	-	-	
		13	ZOPPELLARI Francesco	-	-	-	-	
	Team Totals				-	-	-	-

Non-Scoring Reception	Rk	No.	Name	Excellents	Faults	Serve Receptions	Total Attempts	Succ. %
	1	3	MILAN Sebastiano	11	1	6	18	61.11
	2	4	RAFFAELLI Giacomo	8	-	7	15	53.33
	3	11	PICCINELLI Alessandro	4	-	4	8	50.00
		1	RICCI Fabio	-	-	-	-	
		2	PINALI Giulio	-	-	-	-	
		5	POLO Alberto	-	-	-	-	
		6	ROMANO' Yuri	-	-	-	-	
		8	ZONCA Paolo	-	-	-	-	
		9	PIEROTTI Marco	-	-	-	-	
		10	SALSI Nicola	-	-	-	-	
		12	GALASSI Gianluca	-	-	-	-	
		13	ZOPPELLARI Francesco	-	-	-	-	
	Limit							
25.00%	Team Totals			23	1	17	41	56.10



THU 11 JUL 2019


Start Time 19:59 - End Time 21:12


Match Duration: 1h13


Match Statistics

P3

POR - Portugal

Scoring Spike	Rk	No.	Name	Spikes	Faults	Shots	Total Attempts	Eff %
	1	4	SINFRONIO Miguel	6	1	-	7	71.43
		5	ROSA Andre	8	8	8	24	
		10	CUNHA Bruno	6	6	6	18	
		11	MARQUES Andre	4	3	11	18	
		6	CUNHA Miguel	4	3	4	11	
		2	MENEZES Guilherme	2	2	3	7	
		7	REIS Afonso	-	-	2	2	
		1	SANTOS Frederico	-	-	-	-	
		3	CAVALCANTI Rafael	-	-	-	-	
		8	PEIXOTO Miguel	-	-	-	-	
		9	GOMES Diogo	-	-	-	-	
		12	BELO Jose	-	-	-	-	
Limit								
15.00%	Team Totals			30	23	34	87	

Scoring Block	Rk	No.	Name	Kill Blocks	Faults	Rebounds	Total Attempts	Avg. by Set
	1	6	CUNHA Miguel	1	-	1	2	0.50
	2	4	SINFRONIO Miguel	1	3	3	7	0.33
	2	11	MARQUES Andre	1	2	1	4	0.33
	2	5	ROSA Andre	1	-	2	3	0.33
		2	MENEZES Guilherme	-	2	6	8	
		7	REIS Afonso	-	1	1	2	
		1	SANTOS Frederico	-	1	-	1	
		3	CAVALCANTI Rafael	-	-	-	-	
		8	PEIXOTO Miguel	-	-	-	-	
		9	GOMES Diogo	-	-	-	-	
		10	CUNHA Bruno	-	-	-	-	
		12	BELO Jose	-	-	-	-	
Team Totals	Team Totals			4	9	14	27	1.33

Scoring Service	Rk	No.	Name	Aces	Faults	Serve Hits	Total Attempts	Avg. by Set
	1	5	ROSA Andre	1	4	4	9	0.33
		11	MARQUES Andre	-	2	9	11	
		7	REIS Afonso	-	2	8	10	
		2	MENEZES Guilherme	-	2	7	9	
		4	SINFRONIO Miguel	-	1	5	6	
		1	SANTOS Frederico	-	-	3	3	
		6	CUNHA Miguel	-	-	3	3	
		10	CUNHA Bruno	-	2	1	3	
		3	CAVALCANTI Rafael	-	-	-	-	
		8	PEIXOTO Miguel	-	-	-	-	
		9	GOMES Diogo	-	-	-	-	
		12	BELO Jose	-	-	-	-	
Team Totals	Team Totals			1	13	40	54	0.33

Team	Opponent Errors & Team Faults	35	-		
-------------	--	-----------	----------	--	--



THU 11 JUL 2019


Start Time 19:59 - End Time 21:12


Match Duration: 1h13


Match Statistics

P3

POR - Portugal

Non-Scoring Dig	Rk	No.	Name	Digs	Faults	Receptions	Total Attempts	Avg. by Set
		11	MARQUES Andre	-	2	2	4	
		4	SINFRONIO Miguel	-	-	2	2	
		9	GOMES Diogo	-	-	2	2	
		10	CUNHA Bruno	-	-	2	2	
		1	SANTOS Frederico	-	-	1	1	
		2	MENEZES Guilherme	-	-	1	1	
		6	CUNHA Miguel	-	-	1	1	
		7	REIS Afonso	-	-	1	1	
		3	CAVALCANTI Rafael	-	-	-	-	
		5	ROSA Andre	-	-	-	-	
		8	PEIXOTO Miguel	-	-	-	-	
		12	BELO Jose	-	-	-	-	
	Team Totals				-	2	12	14

Non-Scoring Set	Rk	No.	Name	Running Sets	Faults	Still Sets	Total Attempts	Avg. by Set
		1	SANTOS Frederico	-	-	-	-	
		2	MENEZES Guilherme	-	-	-	-	
		3	CAVALCANTI Rafael	-	-	-	-	
		4	SINFRONIO Miguel	-	-	-	-	
		5	ROSA Andre	-	-	-	-	
		6	CUNHA Miguel	-	-	-	-	
		7	REIS Afonso	-	-	-	-	
		8	PEIXOTO Miguel	-	-	-	-	
		9	GOMES Diogo	-	-	-	-	
		10	CUNHA Bruno	-	-	-	-	
		11	MARQUES Andre	-	-	-	-	
		12	BELO Jose	-	-	-	-	
Team Totals				-	-	-	-	

Non-Scoring Reception	Rk	No.	Name	Excellents	Faults	Serve Receptions	Total Attempts	Succ. %
	1	8	PEIXOTO Miguel	1	-	-	1	100.00
	2	9	GOMES Diogo	7	1	6	14	50.00
	3	5	ROSA Andre	15	1	15	31	48.39
	4	11	MARQUES Andre	5	2	6	13	38.46
		1	SANTOS Frederico	-	-	-	-	
		2	MENEZES Guilherme	-	-	-	-	
		3	CAVALCANTI Rafael	-	-	-	-	
		4	SINFRONIO Miguel	-	-	-	-	
		6	CUNHA Miguel	-	-	-	-	
		7	REIS Afonso	-	-	-	-	
		10	CUNHA Bruno	-	-	-	-	
		12	BELO Jose	-	-	-	-	
Limit								
25.00%	Team Totals			28	4	27	59	47.46

LEGEND

Avg. Average Eff. Efficiency No. Shirt Number Rk Rank Succ Success %



THU 11 JUL 2019
Start Time 14:30

Start List

POL vs TPE

P1

First Referee: NAVA (MEX)

Second Referee: MEDVID (UKR)

POL - Poland

Shirt colour: White

No.	Name	Shirt Name	Pos.	Han.	Height	Weight	Highest Reach		Date of Birth	Tournament Totals				
							Spike cm	Block cm		Spike	Block	Serve	Total	%
1	NOWAKOWSKI Jan		MB		2.02	103	0	0	17 MAY 1994	16	5	1	22	14.01
3	KEDZIERSKI Michal (C)		S		1.94	89	0	0	9 AUG 1994	0	0	0	0	0
6	LIPINSKI Bartlomiej		OS		2.01	105	0	0	16 NOV 1996	8	3	3	14	8.92
7	LEMANSKI Bartlomiej		MB		2.17	114	0	0	19 MAR 1996	21	6	0	27	17.20
9	NIEMIEC Patryk		MB		2.02	90	0	0	18 FEB 1997	10	2	2	14	8.92
10	FILIPIAK Bartosz		WS		1.97	95	0	0	27 FEB 1994	44	1	2	47	29.94
11	SEMENIUK Kamil		OS		1.94	85	0	0	16 JUL 1996	31	3	7	41	26.11
13	MASLOWSKI Mateusz		L		1.85	80	0	0	13 JUN 1997	0	0	0	0	0
15	HALABA Pawel		OS		1.95	86	0	0	14 DEC 1995	31	4	2	37	23.57
18	DOMAGALA Damian		WS		1.99	90	0	0	23 APR 1998	3	0	0	3	1.91

Coach WOICKI Pawel

Assistant PLINSKI Daniel / SLOMKA Artur

Phase	Opponent	Sets	Points per Set
Preliminary - Group C	BRA	3 - 0	25 - 22, 25 - 11, 25 - 23
Preliminary - Group C	FRA	3 - 0	25 - 14, 25 - 22, 25 - 19
Preliminary - Group C	IRI	3 - 0	25 - 19, 25 - 21, 25 - 21
Preliminary - Group C	CAN	3 - 0	25 - 20, 25 - 16, 25 - 18

TPE - Chinese Taipei

Shirt colour: Blue

No.	Name	Shirt Name	Pos.	Han.	Height	Weight	Highest Reach		Date of Birth	Tournament Totals				
							Spike cm	Block cm		Spike	Block	Serve	Total	%
2	JHANG Yun-Liang		L		1.66	76	0	0	28 AUG 1998	1	0	0	1	0.66
3	LIU Chia-Chang		S		1.83	67	0	0	2 OCT 1999	0	0	0	0	0
4	CHEN Cheng-Chi		MB		1.92	85	0	0	29 JAN 1999	19	8	1	28	18.54
6	CHANG Ching-Hsiang		WS		1.88	80	0	0	12 DEC 1996	0	0	0	0	0
7	SHIH Hsiu-Chih		S		1.85	79	0	0	24 JUL 1995	2	2	7	11	7.28
8	CHEN Chien-Ting		MB		1.93	90	0	0	23 MAR 1996	3	3	0	6	3.97
9	KAO Wei-Cheng		OS		1.80	70	0	0	29 OCT 1995	48	2	1	51	33.77
10	SU Hou-Chen		WS		1.81	84	0	0	14 SEP 1995	0	0	0	0	0
11	WU Tsung-Hsuan (C)		OS		1.87	84	0	0	9 JUL 1994	77	6	7	90	59.60
12	SUNG Po-Ting		WS		1.86	84	0	0	2 SEP 1998	36	5	4	45	29.80
19	LIN Yu-Cheng		MB		1.95	85	0	0	7 NOV 1999	8	2	2	12	7.95

Coach MORO Branislav

Assistant VULICEVIC Dejan / LIU Kuo Tai

Phase	Opponent	Sets	Points per Set
Preliminary - Group A	UKR	3 - 2	25 - 22, 15 - 25, 22 - 25, 25 - 17, 15 - 1
Preliminary - Group A	CZE	1 - 3	23 - 25, 18 - 25, 26 - 24, 21 - 25
Preliminary - Group A	HKG	3 - 0	25 - 13, 25 - 18, 25 - 17
Preliminary - Group A	CHI	3 - 1	22 - 25, 25 - 18, 25 - 14, 25 - 9

LEGEND

%	Percentage of total team score	(C)	Team Captain	BH	Both Handed	Han.	Handedness	L	Libero
LH	Left Handed	MB	Middle blocker	No.	Shirt Number	OS	Opposite hitter	Pos	Playing Position
PR	Preliminary	QF	Quarter-finals	RH	Right Handed	S	Setter	WS	Outside hitter



THU 11 JUL 2019
Start Time 14:29 - End Time 15:47
Match Duration 1h18

Results
P2

POL vs TPE
3 0

Team	Sets	1	2	3	Total
POL	3	25	25	25	75
TPE	0	17	18	9	44
	Playing Time	24min	24min	22min	1h10

First Referee: NAVA (MEX)

Second Referee: MEDVID (UKR)

POL - Poland								
No.	Name	Pos.	1	2	3	4	5	Pts
1	NOWAKOWSKI Jan	MB	4	3				6
3	KEDZIERSKI Michal (C)	S	2	1	2			1
6	LIPINSKI Bartlomiej	OS						
7	LEMANSKI Bartlomiej	MB	1	6	1			9
9	NIEMIEC Patryk	MB				4		3
10	FILIPIAK Bartosz	WS	5	4	5			16
11	SEMENIUK Kamil	OS	3	2	3			7
13	MASLOWSKI Mateusz	L	L	L	L			
15	HALABA Pawel	OS	6	5	6			11
18	DOMAGALA Damian	WS						

TPE - Chinese Taipei								
No.	Name	Pos.	1	2	3	4	5	Pts
2	JHANG Yun-Liang	L	L	L	L			
3	LIU Chia-Chang	S		1	1			
4	CHEN Cheng-Chi	MB	2	3	3			4
6	CHANG Ching-Hsiang	WS		3	11			2
7	SHIH Hsiu-Chih	S	6	11	3			1
8	CHEN Chien-Ting	MB				4		
9	KAO Wei-Cheng	OS	1	2	2			6
10	SU Hou-Chen	WS				9		
11	WU Tsung-Hsuan (C)	OS	3	4	4			7
12	SUNG Po-Ting	WS	4	5	5			4
19	LIN Yu-Cheng	MB	5	6	6			1

Coach WOICKI Pawel
Assistant Coach PLINSKI Daniel / SLOMKA Artur

Coach MORO Branislav
Assistant Coach VULICEVIC Dejan / LIU Kuo Tai

TEAM AND PLAYER PERFORMANCES

Won	Total Atts	No. Name	Scoring Skills	Won	Total Atts	No. Name
38	62	Total Team	Spike	22	66	Total Team
13	16	10 FILIPIAK Bartosz		7	21	11 WU Tsung-Hsuan
9	16	15 HALABA Pawel		6	16	9 KAO Wei-Cheng
6	14	11 SEMENIUK Kamil		4	15	12 SUNG Po-Ting
9	18	Total Team	Block	2	20	Total Team
4	6	7 LEMANSKI Bartlomiej		1	2	7 SHIH Hsiu-Chih
2	3	9 NIEMIEC Patryk		1	8	4 CHEN Cheng-Chi
1	1	15 HALABA Pawel				
6	73	Total Team	Serve	1	46	Total Team
2	8	10 FILIPIAK Bartosz		1	9	4 CHEN Cheng-Chi
2	16	1 NOWAKOWSKI Jan				
1	12	11 SEMENIUK Kamil				
42		Total Team	Opp. Error	30		Total Team
95	153	Total Team	Total	55	132	Total Team

16	26	10 FILIPIAK Bartosz	Best Scorer	7	27	11 WU Tsung-Hsuan
----	----	---------------------	--------------------	---	----	-------------------

LEGEND

- (C) Team Captain
- nn Substitute where nn = shirt number of outgoing player
- MB Middle blocker
- OS Opposite hitter
- S Setter
- n Starting line-up where n= starting position on court
- Atts Attempts
- No. Shirt Number
- Pos Playing Position
- WS Outside hitter
- L Substitute Libero
- L Libero
- Opp. Opponent
- Pts Points scored



THU 11 JUL 2019

Start Time 14:29 - End Time 15:47

Match Duration: 1h18

Match Statistics

P3

POL vs TPE


3 0


Team	Sets	1	2	3	Total
POL	3	25	25	25	75
TPE	0	17	18	9	44
	Playing Time	24min	24min	22min	1h10


First Referee: NAVA (MEX)

Second Referee: MEDVID (UKR)

POL - Poland

Scoring Spike	Rk	No.	Name	Spikes	Faults	Shots	Total Attempts	Eff %
	1	3	KEDZIERSKI Michal	1	-	-	1	100.00
	1	9	NIEMIEC Patryk	1	-	-	1	100.00
	3	10	FILIPIAK Bartosz	13	-	3	16	81.25
	4	7	LEMANSKI Bartlomiej	5	1	2	8	50.00
	5	15	HALABA Pawel	9	3	4	16	37.50
	6	11	SEMENIUK Kamil	6	1	7	14	35.71
	7	1	NOWAKOWSKI Jan	3	1	2	6	33.33
	6	LIPINSKI Bartlomiej	-	-	-	-	-	
	13	MASLOWSKI Mateusz	-	-	-	-	-	
Limit	18	DOMAGALA Damian	-	-	-	-	-	
15.00%	Team Totals			38	6	18	62	51.61

Scoring Block	Rk	No.	Name	Kill Blocks	Faults	Rebounds	Total Attempts	Avg. by Set
	1	9	NIEMIEC Patryk	2	1	-	3	2.00
	2	7	LEMANSKI Bartlomiej	4	1	1	6	1.33
	3	1	NOWAKOWSKI Jan	1	2	1	4	0.50
	4	10	FILIPIAK Bartosz	1	1	-	2	0.33
	4	15	HALABA Pawel	1	-	-	1	0.33
		3	KEDZIERSKI Michal	-	1	-	1	
		11	SEMENIUK Kamil	-	1	-	1	
	6	LIPINSKI Bartlomiej	-	-	-	-		
	13	MASLOWSKI Mateusz	-	-	-	-		
	18	DOMAGALA Damian	-	-	-	-		
	Team Totals			9	7	2	18	3.00

Scoring Service	Rk	No.	Name	Aces	Faults	Serve Hits	Total Attempts	Avg. by Set
	1	1	NOWAKOWSKI Jan	2	2	12	16	1.00
	2	10	FILIPIAK Bartosz	2	3	3	8	0.67
	3	11	SEMENIUK Kamil	1	4	7	12	0.33
	3	15	HALABA Pawel	1	2	4	7	0.33
		3	KEDZIERSKI Michal	-	-	15	15	
		7	LEMANSKI Bartlomiej	-	3	5	8	
		9	NIEMIEC Patryk	-	-	7	7	
	6	LIPINSKI Bartlomiej	-	-	-	-		
	13	MASLOWSKI Mateusz	-	-	-	-		
	18	DOMAGALA Damian	-	-	-	-		
	Team Totals			6	14	53	73	2.00

Team	Opponent Errors & Team Faults			
		42	-	



THU 11 JUL 2019


Start Time 14:29 - End Time 15:47


Match Duration: 1h18


Match Statistics

P3

POL - Poland

Non-Scoring Dig	Rk	No.	Name	Digs	Faults	Receptions	Total Attempts	Avg. by Set
		11	SEMENIUK Kamil	-	2	9	11	
		15	HALABA Pawel	-	1	4	5	
		10	FILIPIAK Bartosz	-	-	4	4	
		13	MASLOWSKI Mateusz	-	-	4	4	
		3	KEDZIERSKI Michal	-	-	3	3	
		1	NOWAKOWSKI Jan	-	-	2	2	
		6	LIPINSKI Bartlomiej	-	-	-	-	
		7	LEMANSKI Bartlomiej	-	-	-	-	
		9	NIEMIEC Patryk	-	-	-	-	
		18	DOMAGALA Damian	-	-	-	-	
Team Totals				-	3	26	29	

Non-Scoring Set	Rk	No.	Name	Running Sets	Faults	Still Sets	Total Attempts	Avg. by Set
		10	FILIPIAK Bartosz	-	1	-	1	
		1	NOWAKOWSKI Jan	-	-	-	-	
		3	KEDZIERSKI Michal	-	-	-	-	
		6	LIPINSKI Bartlomiej	-	-	-	-	
		7	LEMANSKI Bartlomiej	-	-	-	-	
		9	NIEMIEC Patryk	-	-	-	-	
		11	SEMENIUK Kamil	-	-	-	-	
		13	MASLOWSKI Mateusz	-	-	-	-	
		15	HALABA Pawel	-	-	-	-	
		18	DOMAGALA Damian	-	-	-	-	
Team Totals				-	1	-	1	

Non-Scoring Reception	Rk	No.	Name	Excellents	Faults	Serve Receptions	Total Attempts	Succ. %
	1	11	SEMENIUK Kamil	7	-	2	9	77.78
	2	15	HALABA Pawel	8	1	7	16	50.00
	3	13	MASLOWSKI Mateusz	3	-	4	7	42.86
		1	NOWAKOWSKI Jan	-	-	1	1	
		7	LEMANSKI Bartlomiej	-	-	1	1	
		3	KEDZIERSKI Michal	-	-	-	-	
		6	LIPINSKI Bartlomiej	-	-	-	-	
		9	NIEMIEC Patryk	-	-	-	-	
		10	FILIPIAK Bartosz	-	-	-	-	
		18	DOMAGALA Damian	-	-	-	-	
Limit				18	1	15	34	52.94
25.00%	Team Totals			18	1	15	34	52.94



THU 11 JUL 2019


Start Time 14:29 - End Time 15:47


Match Duration: 1h18


Match Statistics

P3

TPE - Chinese Taipei

Scoring Spike	Rk	No.	Name	Spikes	Faults	Shots	Total Attempts	Eff %
	1	4	CHEN Cheng-Chi	2	-	1	3	66.67
	2	6	CHANG Ching-Hsiang	2	1	-	3	33.33
	3	19	LIN Yu-Cheng	1	-	5	6	16.67
	4	11	WU Tsung-Hsuan	7	4	10	21	14.29
	5	9	KAO Wei-Cheng	6	4	6	16	12.50
		12	SUNG Po-Ting	4	5	6	15	
		3	LIU Chia-Chang	-	1	-	1	
		8	CHEN Chien-Ting	-	1	-	1	
		2	JHANG Yun-Liang	-	-	-	-	
		7	SHIH Hsiu-Chih	-	-	-	-	
Limit		10	SU Hou-Chen	-	-	-	-	
15.00%	Team Totals			22	16	28	66	

Scoring Block	Rk	No.	Name	Kill Blocks	Faults	Rebounds	Total Attempts	Avg. by Set
	1	4	CHEN Cheng-Chi	1	6	1	8	0.33
	1	7	SHIH Hsiu-Chih	1	-	1	2	0.33
		19	LIN Yu-Cheng	-	1	3	4	
		9	KAO Wei-Cheng	-	1	1	2	
		12	SUNG Po-Ting	-	1	1	2	
		3	LIU Chia-Chang	-	-	1	1	
		11	WU Tsung-Hsuan	-	1	-	1	
		2	JHANG Yun-Liang	-	-	-	-	
		6	CHANG Ching-Hsiang	-	-	-	-	
		8	CHEN Chien-Ting	-	-	-	-	
	10	SU Hou-Chen	-	-	-	-		
	Team Totals			2	10	8	20	0.67

Scoring Service	Rk	No.	Name	Aces	Faults	Serve Hits	Total Attempts	Avg. by Set
	1	4	CHEN Cheng-Chi	1	1	7	9	0.33
		9	KAO Wei-Cheng	-	4	7	11	
		19	LIN Yu-Cheng	-	1	6	7	
		11	WU Tsung-Hsuan	-	3	2	5	
		12	SUNG Po-Ting	-	2	3	5	
		7	SHIH Hsiu-Chih	-	-	4	4	
		3	LIU Chia-Chang	-	-	2	2	
		6	CHANG Ching-Hsiang	-	-	2	2	
		8	CHEN Chien-Ting	-	1	-	1	
		2	JHANG Yun-Liang	-	-	-	-	
	10	SU Hou-Chen	-	-	-	-		
	Team Totals			1	12	33	46	0.33

Team	Opponent Errors & Team Faults	30	-		
------	-------------------------------	----	---	--	--



THU 11 JUL 2019


Start Time 14:29 - End Time 15:47


Match Duration: 1h18


Match Statistics

P3

TPE - Chinese Taipei

Non-Scoring Dig	Rk	No.	Name	Digs	Faults	Receptions	Total Attempts	Avg. by Set
		2	JHANG Yun-Liang	-	2	4	6	
		9	KAO Wei-Cheng	-	1	2	3	
		12	SUNG Po-Ting	-	-	3	3	
		11	WU Tsung-Hsuan	-	1	1	2	
		7	SHIH Hsiu-Chih	-	1	-	1	
		19	LIN Yu-Cheng	-	-	1	1	
		3	LIU Chia-Chang	-	-	-	-	
		4	CHEN Cheng-Chi	-	-	-	-	
		6	CHANG Ching-Hsiang	-	-	-	-	
		8	CHEN Chien-Ting	-	-	-	-	
	10	SU Hou-Chen	-	-	-	-		
Team Totals				-	5	11	16	

Non-Scoring Set	Rk	No.	Name	Running Sets	Faults	Still Sets	Total Attempts	Avg. by Set
		7	SHIH Hsiu-Chih	-	1	-	1	
		11	WU Tsung-Hsuan	-	1	-	1	
		2	JHANG Yun-Liang	-	-	-	-	
		3	LIU Chia-Chang	-	-	-	-	
		4	CHEN Cheng-Chi	-	-	-	-	
		6	CHANG Ching-Hsiang	-	-	-	-	
		8	CHEN Chien-Ting	-	-	-	-	
		9	KAO Wei-Cheng	-	-	-	-	
		10	SU Hou-Chen	-	-	-	-	
		12	SUNG Po-Ting	-	-	-	-	
	19	LIN Yu-Cheng	-	-	-	-		
Team Totals				-	2	-	2	

Non-Scoring Reception	Rk	No.	Name	Excellents	Faults	Serve Receptions	Total Attempts	Succ. %	
	1	2	JHANG Yun-Liang	3	1	6	10	30.00	
	2	12	SUNG Po-Ting	6	2	14	22	27.27	
	3	9	KAO Wei-Cheng	6	3	17	26	23.08	
		7	SHIH Hsiu-Chih	-	-	1	1		
		3	LIU Chia-Chang	-	-	-	-		
		4	CHEN Cheng-Chi	-	-	-	-		
		6	CHANG Ching-Hsiang	-	-	-	-		
		8	CHEN Chien-Ting	-	-	-	-		
		10	SU Hou-Chen	-	-	-	-		
		11	WU Tsung-Hsuan	-	-	-	-		
	19	LIN Yu-Cheng	-	-	-	-			
Limit									
25.00%	Team Totals				15	6	38	59	25.42

LEGEND

Avg. Average Eff. Efficiency No. Shirt Number Rk Rank Succ Success %



THU 11 JUL 2019
Start Time 12:00

Start List

RUS vs JPN

P1

First Referee: COUTINHO (BRA)

Second Referee: CAREAGA (CHI)

RUS - Russia

Shirt colour: Blue

No.	Name	Shirt Name	Pos.	Han.	Height	Weight	Highest Reach		Date of Birth	Tournament Totals				
							Spike cm	Block cm		Spike	Block	Serve	Total	%
1	PANKOV Pavel (C)		S		1.98	108	345	330	14 AUG 1995	2	0	3	5	3.38
2	KLETS Kirill		OS		2.10	102	340	330	15 MAR 1998	22	7	0	29	19.59
3	SURMACHEVSKIY Andrey		WS		1.96	98	335	325	22 JUN 1996	27	4	9	40	27.03
4	KONONOV Aleksei		MB		2.13	96	350	340	9 APR 1997	7	7	3	17	11.49
7	URSOV Kirill		WS		1.94	80	335	325	13 FEB 1995	5	0	0	5	3.38
8	PAKSHIN Roman		WS		2.03	82	335	320	17 APR 1998	8	1	1	10	6.76
9	BOGDAN Denis		WS		2.00	98	350	340	13 OCT 1996	32	4	5	41	27.70
10	YAKOVLEV Dmitry		OS		2.04	98	350	340	21 JUN 1998	28	2	5	35	23.65
11	POROSHIN Roman		S		2.01	99	332	321	28 AUG 1995	3	2	0	5	3.38
13	BELOGORTSEV Maksim		MB		2.03	103	340	330	3 FEB 1996	12	9	5	26	17.57
16	MELNIKOV Aleksandr		MB		2.06	96	350	340	3 MAY 1997	15	6	4	25	16.89
19	KRIVITCHENKO Semen		L		1.83	83	305	305	6 MAR 1995	0	0	0	0	0

Coach VERBOV Aleksey

Assistant SIDENKO Konstantin

Phase	Opponent	Sets	Points per Set
Preliminary - Group B	POR	3 - 1	24 - 26, 25 - 15, 25 - 20, 25 - 17
Preliminary - Group B	KOR	3 - 0	25 - 17, 25 - 22, 25 - 18
Preliminary - Group B	CHN	3 - 0	25 - 20, 25 - 15, 25 - 15
Preliminary - Group B	USA	3 - 0	25 - 13, 25 - 15, 25 - 19

JPN - Japan

Shirt colour: White

No.	Name	Shirt Name	Pos.	Han.	Height	Weight	Highest Reach		Date of Birth	Tournament Totals				
							Spike cm	Block cm		Spike	Block	Serve	Total	%
1	TAKANASHI Kenta		OS		1.89	78	337	320	25 MAR 1997	34	1	3	38	26.21
2	KATSUOKA Masato		WS		1.82	77	330	305	3 JUL 1996	1	0	0	1	0.69
3	HIGUCHI Yuki		WS		1.91	79	345	320	27 APR 1996	29	7	2	38	26.21
4	ARAI Yudai		OS		1.88	86	350	330	27 JUN 1998	0	0	0	0	0
5	KORI Hiroya		WS		1.95	83	345	330	6 FEB 1996	2	0	0	2	1.38
6	MIYAURA Kento		OS		1.89	78	339	320	22 FEB 1999	65	4	2	71	48.97
7	MURAYAMA Go		MB		1.91	88	330	315	30 JUL 1998	19	5	0	24	16.55
8	UMEMOTO Rintaro		MB		1.93	78	337	325	9 APR 1998	0	0	0	0	0
9	KASHIMURA Hirohito		MB		1.95	87	345	325	15 JAN 1999	18	6	0	24	16.55
10	KOBAYASHI Mitsuki (C)		S		1.73	69	328	310	10 MAY 1996	1	3	2	6	4.14
11	EIRO Motoki		S		1.92	80	328	315	8 JUN 1996	0	0	1	1	0.69
12	OGAWA Tomohiro		L		1.75	66	305	270	4 JUL 1996	0	0	0	0	0

Coach MATSUI Taiji

Assistant MATSUNAGA Rio / FUJITA Kazuhiro

Phase	Opponent	Sets	Points per Set
Preliminary - Group D	MEX	3 - 0	25 - 15, 25 - 21, 25 - 20
Preliminary - Group D	SUI	3 - 1	23 - 25, 25 - 21, 25 - 16, 25 - 21
Preliminary - Group D	ITA	0 - 3	22 - 25, 19 - 25, 19 - 25
Preliminary - Group D	ARG	3 - 0	25 - 20, 25 - 23, 25 - 18

LEGEND

%	Percentage of total team score	(C)	Team Captain	BH	Both Handed	Han.	Handedness	L	Libero
LH	Left Handed	MB	Middle blocker	No.	Shirt Number	OS	Opposite hitter	Pos	Playing Position
PR	Preliminary	QF	Quarter-finals	RH	Right Handed	S	Setter	WS	Outside hitter



THU 11 JUL 2019
Start Time 11:59 - End Time 13:53
Match Duration 1h54

Results
P2

RUS vs JPN
3 1

Team	Sets	1	2	3	4	Total
RUS	3	25	25	23	25	98
JPN	1	21	11	25	14	71
	Playing Time	28min	20min	31min	23min	1h42

First Referee: COUTINHO (BRA)

Second Referee: CAREAGA (CHI)

RUS - Russia							
No.	Name	Pos.	1	2	3	4	5 Pts
1	PANKOV Pavel (C)	S		10		10	
2	KLETS Kirill	OS		11	11	11	3
3	SURMACHEVSKIY Andrey	WS	5	6	5	6	17
4	KONONOV Aleksei	MB	6	1	6	1	10
7	URSOV Kirill	WS		3	3		
8	PAKSHIN Roman	WS					
9	BOGDAN Denis	WS	2	3	2	3	10
10	YAKOVLEV Dmitry	OS	4	5	4	5	25
11	POROSHIN Roman	S	1	2	1	2	3
13	BELOGORTSEV Maksim	MB					
16	MELNIKOV Aleksandr	MB	3	4	3	4	10
19	KRIVITCHENKO Semen	L	L	L	L	L	

JPN - Japan							
No.	Name	Pos.	1	2	3	4	5 Pts
1	TAKANASHI Kenta	OS	5	5	5	5	6
2	KATSUOKA Masato	WS		6		3	2
3	HIGUCHI Yuki	WS	2	2	2	2	8
4	ARAI Yudai	OS		7		6	
5	KORI Hiroya	WS		1			
6	MIYAJURA Kento	OS	4	4	4	4	15
7	MURAYAMA Go	MB	3	3	3	3	7
8	UMEMOTO Rintaro	MB			10		
9	KASHIMURA Hirohito	MB	6	6	6	6	3
10	KOBAYASHI Mitsuki (C)	S	1	1	1	1	
11	EIRO Motoki	S		10	9	10	
12	OGAWA Tomohiro	L	L	L	L	L	

Coach VERBOV Aleksey
Assistant Coach SIDENKO Konstantin

Coach MATSUI Taiji
Assistant Coach MATSUNAGA Rio / FUJITA Kazuhiro

TEAM AND PLAYER PERFORMANCES

Won	Total Atts	No. Name	Scoring Skills	Won	Total Atts	No. Name
52	96	Total Team	Spike	36	92	Total Team
18	28	10 YAKOVLEV Dmitry		14	38	6 MIYAJURA Kento
10	20	3 SURMACHEVSKIY Andrey		6	10	7 MURAYAMA Go
8	12	4 KONONOV Aleksei		6	21	3 HIGUCHI Yuki
13	49	Total Team	Block	2	20	Total Team
3	4	11 POROSHIN Roman		1	4	1 TAKANASHI Kenta
3	6	3 SURMACHEVSKIY Andrey		1	3	3 HIGUCHI Yuki
3	8	9 BOGDAN Denis				
13	97	Total Team	Serve	3	72	Total Team
5	27	10 YAKOVLEV Dmitry		1	14	7 MURAYAMA Go
4	14	3 SURMACHEVSKIY Andrey		1	9	6 MIYAJURA Kento
2	14	16 MELNIKOV Aleksandr		1	14	3 HIGUCHI Yuki
48		Total Team	Opp. Error	50		Total Team
126	242	Total Team	Total	91	184	Total Team
25	64	10 YAKOVLEV Dmitry	Best Scorer	15	50	6 MIYAJURA Kento

LEGEND

- (C) Team Captain
- nn Substitute where nn = shirt number of outgoing player
- MB Middle blocker
- OS Opposite hitter
- S Setter
- n Starting line-up where n= starting position on court
- Atts Attempts
- No. Shirt Number
- Pos Playing Position
- WS Outside hitter
- L Substitute Libero
- L Libero
- Opp. Opponent
- Pts Points scored



THU 11 JUL 2019

Start Time 11:59 - End Time 13:53

Match Duration: 1h54

Match Statistics

P3

RUS vs JPN


3 1


Team	Sets	1	2	3	4	Total
RUS	3	25	25	23	25	98
JPN	1	21	11	25	14	71
	Playing Time	28min	20min	31min	23min	1h42


First Referee: COUTINHO (BRA)

Second Referee: CAREAGA (CHI)

RUS - Russia

Scoring Spike	Rk	No.	Name	Spikes	Faults	Shots	Total Attempts	Eff %	
	1	2	KLETS Kirill	2	-	-	2	100.00	
	2	4	KONONOV Aleksei	8	-	4	12	66.67	
	3	16	MELNIKOV Aleksandr	8	1	2	11	63.64	
	4	10	YAKOVLEV Dmitry	18	2	8	28	57.14	
	5	3	SURMACHEVSKIY Andrey	10	3	7	20	35.00	
		9	BOGDAN Denis	6	4	12	22		
		11	POROSHIN Roman	-	-	1	1		
		1	PANKOV Pavel	-	-	-	-		
		7	URSOV Kirill	-	-	-	-		
		8	PAKSHIN Roman	-	-	-	-		
		13	BELOGORTSEV Maksim	-	-	-	-		
		19	KRIVITCHENKO Semen	-	-	-	-		
	Limit								
	15.00%								
	Team Totals				52	10	34	96	43.75

Scoring Block	Rk	No.	Name	Kill Blocks	Faults	Rebounds	Total Attempts	Avg. by Set	
	1	9	BOGDAN Denis	3	1	4	8	0.75	
	1	3	SURMACHEVSKIY Andrey	3	3	-	6	0.75	
	1	11	POROSHIN Roman	3	-	1	4	0.75	
	4	4	KONONOV Aleksei	2	2	6	10	0.50	
	4	10	YAKOVLEV Dmitry	2	5	2	9	0.50	
		16	MELNIKOV Aleksandr	-	3	9	12		
		1	PANKOV Pavel	-	-	-	-		
		2	KLETS Kirill	-	-	-	-		
		7	URSOV Kirill	-	-	-	-		
		8	PAKSHIN Roman	-	-	-	-		
		13	BELOGORTSEV Maksim	-	-	-	-		
		19	KRIVITCHENKO Semen	-	-	-	-		
	Team Totals				13	14	22	49	3.25

Scoring Service	Rk	No.	Name	Aces	Faults	Serve Hits	Total Attempts	Avg. by Set	
	1	10	YAKOVLEV Dmitry	5	6	16	27	1.25	
	2	3	SURMACHEVSKIY Andrey	4	3	7	14	1.00	
	3	16	MELNIKOV Aleksandr	2	3	9	14	0.50	
	4	2	KLETS Kirill	1	-	-	1	0.33	
	5	9	BOGDAN Denis	1	7	7	15	0.25	
		11	POROSHIN Roman	-	-	16	16		
		4	KONONOV Aleksei	-	1	9	10		
		1	PANKOV Pavel	-	-	-	-		
		7	URSOV Kirill	-	-	-	-		
		8	PAKSHIN Roman	-	-	-	-		
		13	BELOGORTSEV Maksim	-	-	-	-		
		19	KRIVITCHENKO Semen	-	-	-	-		
	Team Totals				13	20	64	97	3.25

Team	Opponent Errors & Team Faults	48	-		
------	-------------------------------	----	---	--	--



THU 11 JUL 2019


Start Time 11:59 - End Time 13:53


Match Duration: 1h54


Match Statistics

P3

RUS - Russia

Non-Scoring Dig	Rk	No.	Name	Digs	Faults	Receptions	Total Attempts	Avg. by Set
		19	KRIVITCHENKO Semen	-	2	12	14	
		10	YAKOVLEV Dmitry	-	-	5	5	
		3	SURMACHEVSKIY Andrey	-	1	3	4	
		9	BOGDAN Denis	-	-	2	2	
		11	POROSHIN Roman	-	1	1	2	
		16	MELNIKOV Aleksandr	-	-	2	2	
		4	KONONOV Aleksei	-	-	1	1	
		1	PANKOV Pavel	-	-	-	-	
		2	KLETS Kirill	-	-	-	-	
		7	URSOV Kirill	-	-	-	-	
		8	PAKSHIN Roman	-	-	-	-	
		13	BELOGORTSEV Maksim	-	-	-	-	
	Team Totals				-	4	26	30

Non-Scoring Set	Rk	No.	Name	Running Sets	Faults	Still Sets	Total Attempts	Avg. by Set
		10	YAKOVLEV Dmitry	-	1	-	1	
		1	PANKOV Pavel	-	-	-	-	
		2	KLETS Kirill	-	-	-	-	
		3	SURMACHEVSKIY Andrey	-	-	-	-	
		4	KONONOV Aleksei	-	-	-	-	
		7	URSOV Kirill	-	-	-	-	
		8	PAKSHIN Roman	-	-	-	-	
		9	BOGDAN Denis	-	-	-	-	
		11	POROSHIN Roman	-	-	-	-	
		13	BELOGORTSEV Maksim	-	-	-	-	
		16	MELNIKOV Aleksandr	-	-	-	-	
		19	KRIVITCHENKO Semen	-	-	-	-	
	Team Totals				-	1	-	1

Non-Scoring Reception	Rk	No.	Name	Excellents	Faults	Serve Receptions	Total Attempts	Succ. %
	1	9	BOGDAN Denis	8	1	7	16	50.00
	1	16	MELNIKOV Aleksandr	1	1	-	2	50.00
	3	3	SURMACHEVSKIY Andrey	8	1	8	17	47.06
	4	19	KRIVITCHENKO Semen	6	-	18	24	25.00
		7	URSOV Kirill	-	-	1	1	
		10	YAKOVLEV Dmitry	-	-	1	1	
		1	PANKOV Pavel	-	-	-	-	
		2	KLETS Kirill	-	-	-	-	
		4	KONONOV Aleksei	-	-	-	-	
		8	PAKSHIN Roman	-	-	-	-	
		11	POROSHIN Roman	-	-	-	-	
		13	BELOGORTSEV Maksim	-	-	-	-	
	Limit							
25.00%	Team Totals			23	3	35	61	37.70



THU 11 JUL 2019


Start Time 11:59 - End Time 13:53


Match Duration: 1h54


Match Statistics

P3

JPN - Japan

Scoring Spike	Rk	No.	Name	Spikes	Faults	Shots	Total Attempts	Eff %
	1	2	KATSUOKA Masato	2	-	1	3	66.67
	2	7	MURAYAMA Go	6	1	3	10	50.00
	3	9	KASHIMURA Hirohito	3	1	1	5	40.00
	4	1	TAKANASHI Kenta	5	3	5	13	15.38
	5	3	HIGUCHI Yuki	6	3	12	21	14.29
		6	MIYAURA Kento	14	9	15	38	
		4	ARAI Yudai	-	-	1	1	
		11	EIRO Motoki	-	-	1	1	
		5	KORI Hiroya	-	-	-	-	
		8	UMEMOTO Rintaro	-	-	-	-	
		10	KOBAYASHI Mitsuki	-	-	-	-	
		12	OGAWA Tomohiro	-	-	-	-	
Limit								
15.00%	Team Totals			36	17	39	92	20.65

Scoring Block	Rk	No.	Name	Kill Blocks	Faults	Rebounds	Total Attempts	Avg. by Set
	1	1	TAKANASHI Kenta	1	1	2	4	0.25
	1	3	HIGUCHI Yuki	1	2	-	3	0.25
		10	KOBAYASHI Mitsuki	-	2	4	6	
		6	MIYAURA Kento	-	3	-	3	
		9	KASHIMURA Hirohito	-	1	2	3	
		7	MURAYAMA Go	-	-	1	1	
		2	KATSUOKA Masato	-	-	-	-	
		4	ARAI Yudai	-	-	-	-	
		5	KORI Hiroya	-	-	-	-	
		8	UMEMOTO Rintaro	-	-	-	-	
		11	EIRO Motoki	-	-	-	-	
		12	OGAWA Tomohiro	-	-	-	-	
	Team Totals			2	9	9	20	0.50

Scoring Service	Rk	No.	Name	Aces	Faults	Serve Hits	Total Attempts	Avg. by Set
	1	3	HIGUCHI Yuki	1	1	12	14	0.25
	1	7	MURAYAMA Go	1	1	12	14	0.25
	1	6	MIYAURA Kento	1	1	7	9	0.25
		1	TAKANASHI Kenta	-	2	9	11	
		10	KOBAYASHI Mitsuki	-	-	10	10	
		9	KASHIMURA Hirohito	-	2	5	7	
		11	EIRO Motoki	-	1	2	3	
		2	KATSUOKA Masato	-	1	1	2	
		4	ARAI Yudai	-	1	-	1	
		5	KORI Hiroya	-	1	-	1	
		8	UMEMOTO Rintaro	-	-	-	-	
		12	OGAWA Tomohiro	-	-	-	-	
	Team Totals			3	11	58	72	0.75

Team	Opponent Errors & Team Faults
	50



THU 11 JUL 2019


Start Time 11:59 - End Time 13:53


Match Duration: 1h54


Match Statistics

P3

JPN - Japan

Non-Scoring Dig	Rk	No.	Name	Digs	Faults	Receptions	Total Attempts	Avg. by Set
		12	OGAWA Tomohiro	-	2	12	14	
		1	TAKANASHI Kenta	-	3	3	6	
		7	MURAYAMA Go	-	1	2	3	
		10	KOBAYASHI Mitsuki	-	2	1	3	
		3	HIGUCHI Yuki	-	1	1	2	
		2	KATSUOKA Masato	-	-	1	1	
		6	MIYAURA Kento	-	-	1	1	
		4	ARAI Yudai	-	-	-	-	
		5	KORI Hiroya	-	-	-	-	
		8	UMEMOTO Rintaro	-	-	-	-	
		9	KASHIMURA Hirohito	-	-	-	-	
	11	EIRO Motoki	-	-	-	-		
Team Totals				-	9	21	30	

Non-Scoring Set	Rk	No.	Name	Running Sets	Faults	Still Sets	Total Attempts	Avg. by Set
		10	KOBAYASHI Mitsuki	-	1	-	1	
		1	TAKANASHI Kenta	-	-	-	-	
		2	KATSUOKA Masato	-	-	-	-	
		3	HIGUCHI Yuki	-	-	-	-	
		4	ARAI Yudai	-	-	-	-	
		5	KORI Hiroya	-	-	-	-	
		6	MIYAURA Kento	-	-	-	-	
		7	MURAYAMA Go	-	-	-	-	
		8	UMEMOTO Rintaro	-	-	-	-	
		9	KASHIMURA Hirohito	-	-	-	-	
		11	EIRO Motoki	-	-	-	-	
		12	OGAWA Tomohiro	-	-	-	-	
Team Totals				-	1	-	1	

Non-Scoring Reception	Rk	No.	Name	Excellents	Faults	Serve Receptions	Total Attempts	Succ. %
	1	2	KATSUOKA Masato	4	-	3	7	57.14
	2	3	HIGUCHI Yuki	13	4	16	33	39.39
	3	12	OGAWA Tomohiro	5	5	11	21	23.81
	4	1	TAKANASHI Kenta	2	2	5	9	22.22
		9	KASHIMURA Hirohito	-	1	-	1	
		10	KOBAYASHI Mitsuki	-	1	-	1	
		4	ARAI Yudai	-	-	-	-	
		5	KORI Hiroya	-	-	-	-	
		6	MIYAURA Kento	-	-	-	-	
		7	MURAYAMA Go	-	-	-	-	
		8	UMEMOTO Rintaro	-	-	-	-	
	11	EIRO Motoki	-	-	-	-		
Limit	25.00%							
Team Totals				24	13	35	72	33.33

LEGEND

Avg. Average Eff. Efficiency No. Shirt Number Rk Rank Succ Success %



Palasele
Volleyball
Men
Semi-finals
Match 54



FRI 12 JUL 2019
Start Time 14:30

Start List

FRA vs ITA

P1

First Referee: MEDVID (UKR)

Second Referee: COUTINHO (BRA)

FRA - France

Shirt colour: White

No.	Name	Shirt Name	Pos.	Han.	Height	Weight	Highest Reach		Date of Birth	Tournament Totals				
							Spike cm	Block cm		Spike	Block	Serve	Total	%
1	WALGENWITZ Dimitri		S		1.79	78	0	0	11 APR 1994	1	2	2	5	2.53
2	CAPET Maxime		OS		2.01	85	0	0	24 OCT 1997	2	0	2	4	2.02
3	BASIC Luka (C)		MB		2.00	84	0	0	29 JAN 1995	12	1	1	14	7.07
4	KABA Kevin		MB		2.03	94	0	0	8 JUN 1994	22	9	1	32	16.16
5	MEYER Leo		S		1.95	85	0	0	25 JAN 1997	6	2	1	9	4.55
6	RODRIGUEZ Kevin		MB		2.02	95	0	0	13 NOV 1994	21	15	4	40	20.20
7	PREVERT Gildas		MB		2.02	90	0	0	15 JUN 1996	3	4	0	7	3.54
8	DEROUILLON Pierre		WS		1.97	88	0	0	6 JUN 1999	41	5	2	48	24.24
9	CARLE Timothee		WS		1.98	89	0	0	30 NOV 1995	66	0	8	74	37.37
10	THORAL Thibault		WS		1.91	86	0	0	3 JAN 1997	3	0	0	3	1.52
11	DIEZ Benjamin		L		1.84	75	0	0	4 APR 1998	0	0	0	0	0
12	WINKELMULLER Julien		OS		1.98	80	0	0	31 JUL 1994	73	4	5	82	41.41

Coach LE MARREC Loic

Assistant BELMADI Slimane / ROLAND Dominique

Phase	Opponent	Sets	Points per Set
Preliminary - Group C	IRI	3 - 2	25 - 12, 25 - 19, 19 - 25, 25 - 27, 15 - 8
Preliminary - Group C	POL	0 - 3	14 - 25, 22 - 25, 19 - 25
Preliminary - Group C	CAN	3 - 1	25 - 18, 25 - 27, 25 - 17, 25 - 20
Preliminary - Group C	BRA	3 - 1	25 - 21, 25 - 18, 21 - 25, 25 - 22
Quarter-finals	CZE	3 - 1	25 - 22, 25 - 17, 24 - 26, 25 - 19

ITA - Italy

Shirt colour: Gray

No.	Name	Shirt Name	Pos.	Han.	Height	Weight	Highest Reach		Date of Birth	Tournament Totals				
							Spike cm	Block cm		Spike	Block	Serve	Total	%
1	RICCI Fabio (C)		WS		1.80	78	0	0	11 JUL 1994	19	8	2	29	15.10
2	PINALI Giulio		MB		1.80	80	0	0	2 JUL 1997	62	8	7	77	40.10
3	MILAN Sebastiano		OS		1.86	80	0	0	6 APR 1995	17	4	0	21	10.94
4	RAFFAELLI Giacomo		WS		1.89	87	0	0	7 FEB 1995	39	7	3	49	25.52
5	POLO Alberto		OS		1.90	80	0	0	7 SEP 1995	28	20	3	51	26.56
6	ROMANO Yuri		WS		1.80	78	0	0	26 JUL 1997	5	0	0	5	2.60
8	ZONCA Paolo		WS		1.86	80	0	0	13 MAY 1997	13	1	1	15	7.81
9	PIEROTTI Marco		MB		1.85	77	0	0	19 JUN 1996	5	1	1	7	3.65
10	SALSI Nicola	SALSI	S		1.87	80	0	0	13 SEP 1997	1	3	0	4	2.08
11	PICCINELLI Alessandro		L		1.79	76	0	0	30 JAN 1997	0	0	0	0	0
12	GALASSI Gianluca		WS		1.89	80	0	0	24 JUL 1997	12	4	1	17	8.85
13	ZOPPELLARI Francesco		S		1.80	76	0	0	27 MAY 1997	1	2	1	4	2.08

Coach GRAZIOSI Gianluca

Assistant TOMASELLO Giacomo / GIORDANI Massimiliano

Phase	Opponent	Sets	Points per Set
Preliminary - Group D	SUI	3 - 0	25 - 17, 25 - 23, 25 - 15
Preliminary - Group D	ARG	3 - 2	23 - 25, 20 - 25, 25 - 15, 25 - 23, 15 - 1
Preliminary - Group D	JPN	3 - 0	25 - 22, 25 - 19, 25 - 19
Preliminary - Group D	MEX	3 - 0	25 - 20, 25 - 16, 25 - 19
Quarter-finals	POR	3 - 0	25 - 16, 25 - 21, 25 - 15

LEGEND

- % Percentage of total team score (C) Team Captain BH Both Handed Han. Handedness L Libero
LH Left Handed MB Middle blocker No. Shirt Number OS Opposite hitter Pos Playing Position
WS Outside hitter QF Quarter-finals RH Right Handed S Setter SFL Semi-finals





FRI 12 JUL 2019
Start Time 14:50 - End Time 16:09
Match Duration 1h19

Results
P2

FRA vs ITA
0 3

Team	Sets	1	2	3	Total
FRA	0	16	21	18	55
ITA	3	25	25	25	75
	Playing Time	22min	26min	24min	1h12

First Referee: MEDVID (UKR)

Second Referee: COUTINHO (BRA)

FRA - France								
No.	Name	Pos.	1	2	3	4	5	Pts
1	WALGENWITZ Dimitri	S	6	3				
2	CAPET Maxime	OS	12	6	12			3
3	BASIC Luka (C)	MB		1	4			7
4	KABA Kevin	MB	5	2	5			2
5	MEYER Leo	S			6			1
6	RODRIGUEZ Kevin	MB	2	5	2			9
7	PREVERT Gildas	MB			4			1
8	DEROILLON Pierre	WS	1					2
9	CARLE Timothee	WS	4	4	1			7
10	THORAL Thibault	WS			9			
11	DIEZ Benjamin	L	L	L	L			
12	WINKELMULLER Julien	OS	3	6	3			7

ITA - Italy								
No.	Name	Pos.	1	2	3	4	5	Pts
1	RICCI Fabio (C)	WS	5	5	5			4
2	PINALI Giulio	MB	3	3	3			9
3	MILAN Sebastiano	OS	1	1	1			15
4	RAFFAELLI Giacomo	WS	4	4	4			17
5	POLO Alberto	OS	2	2	2			11
6	ROMANO' Yuri	WS		4				
8	ZONCA Paolo	WS						
9	PIEROTTI Marco	MB						
10	SALSI Nicola	S						
11	PICCINELLI Alessandro	L	L	L	L			
12	GALASSI Gianluca	WS						
13	ZOPPELLARI Francesco	S	6	6	6			1

Coach LE MARREC Loic
Assistant Coach BELMADI Slimane / ROLAND Dominique

Coach GRAZIOSI Gianluca
Assistant Coach TOMASELLO Giacomo / GIORDANI

TEAM AND PLAYER PERFORMANCES

Won	Total Atts	No.	Name	Scoring Skills	Won	Total Atts	No.	Name
31	83	Total	Team	Spike	31	66	Total	Team
7	16	3	BASIC Luka		11	17	3	MILAN Sebastiano
5	17	12	WINKELMULLER Julien		9	16	4	RAFFAELLI Giacomo
5	9	6	RODRIGUEZ Kevin		6	20	2	PINALI Giulio
8	32	Total	Team	Block	23	52	Total	Team
4	11	6	RODRIGUEZ Kevin		8	11	4	RAFFAELLI Giacomo
2	3	12	WINKELMULLER Julien		6	17	5	POLO Alberto
2	5	9	CARLE Timothee		3	12	1	RICCI Fabio
0	57	Total	Team	Serve	3	73	Total	Team
					2	16	3	MILAN Sebastiano
					1	12	5	POLO Alberto
37		Total	Team	Opp. Error	39		Total	Team
76	172	Total	Team	Total	96	191	Total	Team
9	30	6	RODRIGUEZ Kevin	Best Scorer	17	34	4	RAFFAELLI Giacomo

LEGEND

(C) Team Captain
nn Substitute where nn = shirt number of outgoing player
MB Middle blocker
OS Opposite hitter
S Setter
n Starting line-up where n = starting position on court
Atts Attempts
No. Shirt Number
Pos Playing Position
WS Outside hitter
L Substitute Libero
L Libero
Opp. Opponent
Pts Points scored



FRI 12 JUL 2019

Start Time 14:50 - End Time 16:09

Match Duration: 1h19

Match Statistics

P3

FRA vs ITA


0 3


Team	Sets	1	2	3	Total
FRA	0	16	21	18	55
ITA	3	25	25	25	75
	Playing Time	22min	26min	24min	1h12


First Referee: MEDVID (UKR)

Second Referee: COUTINHO (BRA)

FRA - France

Scoring Spike	Rk	No.	Name	Spikes	Faults	Shots	Total Attempts	Eff %
	1	5	MEYER Leo	1	-	-	1	100.00
	1	7	PREVERT Gildas	1	-	-	1	100.00
	3	4	KABA Kevin	2	-	2	4	50.00
	4	6	RODRIGUEZ Kevin	5	2	2	9	33.33
	5	3	BASIC Luka	7	4	5	16	18.75
	9		CARLE Timothee	5	7	6	18	
	12		WINKELMULLER Julien	5	9	3	17	
	2		CAPET Maxime	3	3	3	9	
	8		DEROILLON Pierre	2	4	-	6	
	1		WALGENWITZ Dimitri	-	1	-	1	
	10		THORAL Thibault	-	1	-	1	
11		DIEZ Benjamin	-	-	-	-		
Limit								
15.00%								
Team Totals				31	31	21	83	

Scoring Block	Rk	No.	Name	Kill Blocks	Faults	Rebounds	Total Attempts	Avg. by Set
	1	6	RODRIGUEZ Kevin	4	3	4	11	1.33
	2	9	CARLE Timothee	2	2	1	5	0.67
	2	12	WINKELMULLER Julien	2	1	-	3	0.67
	4		KABA Kevin	-	4	3	7	
	1		WALGENWITZ Dimitri	-	2	-	2	
	3		BASIC Luka	-	1	1	2	
	8		DEROILLON Pierre	-	1	-	1	
	10		THORAL Thibault	-	-	1	1	
	2		CAPET Maxime	-	-	-	-	
	5		MEYER Leo	-	-	-	-	
	7		PREVERT Gildas	-	-	-	-	
11		DIEZ Benjamin	-	-	-	-		
Team Totals				8	14	10	32	2.67

Scoring Service	Rk	No.	Name	Aces	Faults	Serve Hits	Total Attempts	Avg. by Set
		6	RODRIGUEZ Kevin	-	-	10	10	
		9	CARLE Timothee	-	4	5	9	
		4	KABA Kevin	-	1	7	8	
		3	BASIC Luka	-	1	5	6	
		12	WINKELMULLER Julien	-	1	5	6	
		1	WALGENWITZ Dimitri	-	-	5	5	
		8	DEROILLON Pierre	-	-	4	4	
		7	PREVERT Gildas	-	1	2	3	
		2	CAPET Maxime	-	1	1	2	
		5	MEYER Leo	-	-	2	2	
		10	THORAL Thibault	-	-	2	2	
	11	DIEZ Benjamin	-	-	-	-		
Team Totals				-	9	48	57	

Team	Opponent Errors & Team Faults	37	-		
------	-------------------------------	----	---	--	--



FRI 12 JUL 2019


Start Time 14:50 - End Time 16:09


Match Duration: 1h19


Match Statistics

P3

FRA - France

Non-Scoring Dig	Rk	No.	Name	Digs	Faults	Receptions	Total Attempts	Avg. by Set
		11	DIEZ Benjamin	-	1	6	7	
		1	WALGENWITZ Dimitri	-	1	2	3	
		3	BASIC Luka	-	1	2	3	
		9	CARLE Timothee	-	2	1	3	
		6	RODRIGUEZ Kevin	-	-	1	1	
		7	PREVERT Gildas	-	-	1	1	
		8	DEROILLON Pierre	-	-	1	1	
		2	CAPET Maxime	-	-	-	-	
		4	KABA Kevin	-	-	-	-	
		5	MEYER Leo	-	-	-	-	
		10	THORAL Thibault	-	-	-	-	
		12	WINKELMULLER Julien	-	-	-	-	
Team Totals				-	5	14	19	

Non-Scoring Set	Rk	No.	Name	Running Sets	Faults	Still Sets	Total Attempts	Avg. by Set
		1	WALGENWITZ Dimitri	-	-	-	-	
		2	CAPET Maxime	-	-	-	-	
		3	BASIC Luka	-	-	-	-	
		4	KABA Kevin	-	-	-	-	
		5	MEYER Leo	-	-	-	-	
		6	RODRIGUEZ Kevin	-	-	-	-	
		7	PREVERT Gildas	-	-	-	-	
		8	DEROILLON Pierre	-	-	-	-	
		9	CARLE Timothee	-	-	-	-	
		10	THORAL Thibault	-	-	-	-	
		11	DIEZ Benjamin	-	-	-	-	
		12	WINKELMULLER Julien	-	-	-	-	
Team Totals				-	-	-	-	

Non-Scoring Reception	Rk	No.	Name	Excellents	Faults	Serve Receptions	Total Attempts	Succ. %
		1	RODRIGUEZ Kevin	1	-	-	1	100.00
		2	CARLE Timothee	14	-	10	24	58.33
		3	BASIC Luka	7	1	6	14	50.00
		4	DIEZ Benjamin	5	2	9	16	31.25
		8	DEROILLON Pierre	-	-	4	4	
		10	THORAL Thibault	-	-	1	1	
		1	WALGENWITZ Dimitri	-	-	-	-	
		2	CAPET Maxime	-	-	-	-	
		4	KABA Kevin	-	-	-	-	
		5	MEYER Leo	-	-	-	-	
		7	PREVERT Gildas	-	-	-	-	
		12	WINKELMULLER Julien	-	-	-	-	
Limit								
25.00%	Team Totals			27	3	30	60	45.00



FRI 12 JUL 2019


Start Time 14:50 - End Time 16:09


Match Duration: 1h19


Match Statistics

P3

ITA - Italy

Scoring Spike	Rk	No.	Name	Spikes	Faults	Shots	Total Attempts	Eff %
	1	3	MILAN Sebastiano	11	2	4	17	52.94
	2	4	RAFFAELLI Giacomo	9	1	6	16	50.00
	3	5	POLO Alberto	4	2	3	9	22.22
	4	2	PINALI Giulio	6	3	11	20	15.00
		1	RICCI Fabio	1	2	1	4	
		6	ROMANO' Yuri	-	-	-	-	
		8	ZONCA Paolo	-	-	-	-	
		9	PIEROTTI Marco	-	-	-	-	
		10	SALSI Nicola	-	-	-	-	
		11	PICCINELLI Alessandro	-	-	-	-	
		12	GALASSI Gianluca	-	-	-	-	
		13	ZOPPELLARI Francesco	-	-	-	-	
	Limit							
15.00%	Team Totals			31	10	25	66	31.82

Scoring Block	Rk	No.	Name	Kill Blocks	Faults	Rebounds	Total Attempts	Avg. by Set
	1	4	RAFFAELLI Giacomo	8	2	1	11	2.67
	2	5	POLO Alberto	6	6	5	17	2.00
	3	1	RICCI Fabio	3	5	4	12	1.00
	3	2	PINALI Giulio	3	1	1	5	1.00
	5	3	MILAN Sebastiano	2	1	1	4	0.67
	6	13	ZOPPELLARI Francesco	1	1	1	3	0.33
		6	ROMANO' Yuri	-	-	-	-	
		8	ZONCA Paolo	-	-	-	-	
		9	PIEROTTI Marco	-	-	-	-	
		10	SALSI Nicola	-	-	-	-	
		11	PICCINELLI Alessandro	-	-	-	-	
		12	GALASSI Gianluca	-	-	-	-	
Team Totals				23	16	13	52	7.67

Scoring Service	Rk	No.	Name	Aces	Faults	Serve Hits	Total Attempts	Avg. by Set
	1	3	MILAN Sebastiano	2	4	10	16	0.67
	2	5	POLO Alberto	1	2	9	12	0.33
		2	PINALI Giulio	-	5	10	15	
		13	ZOPPELLARI Francesco	-	1	11	12	
		1	RICCI Fabio	-	-	10	10	
		4	RAFFAELLI Giacomo	-	1	6	7	
		6	ROMANO' Yuri	-	-	1	1	
		8	ZONCA Paolo	-	-	-	-	
		9	PIEROTTI Marco	-	-	-	-	
		10	SALSI Nicola	-	-	-	-	
		11	PICCINELLI Alessandro	-	-	-	-	
		12	GALASSI Gianluca	-	-	-	-	
Team Totals				3	13	57	73	1.00

Team	Opponent Errors & Team Faults			
		39	-	



FRI 12 JUL 2019


Start Time 14:50 - End Time 16:09


Match Duration: 1h19


Match Statistics

P3

ITA - Italy

Non-Scoring Dig	Rk	No.	Name	Digs	Faults	Receptions	Total Attempts	Avg. by Set
		11	PICCINELLI Alessandro	-	-	5	5	
		2	PINALI Giulio	-	1	2	3	
		13	ZOPPELLARI Francesco	-	1	2	3	
		4	RAFFAELLI Giacomo	-	-	2	2	
		1	RICCI Fabio	-	1	-	1	
		3	MILAN Sebastiano	-	-	1	1	
		5	POLO Alberto	-	1	-	1	
		12	GALASSI Gianluca	-	1	-	1	
		6	ROMANO' Yuri	-	-	-	-	
		8	ZONCA Paolo	-	-	-	-	
		9	PIEROTTI Marco	-	-	-	-	
	10	SALSI Nicola	-	-	-	-		
Team Totals				-	5	12	17	

Non-Scoring Set	Rk	No.	Name	Running Sets	Faults	Still Sets	Total Attempts	Avg. by Set
		2	PINALI Giulio	-	1	-	1	
		1	RICCI Fabio	-	-	-	-	
		3	MILAN Sebastiano	-	-	-	-	
		4	RAFFAELLI Giacomo	-	-	-	-	
		5	POLO Alberto	-	-	-	-	
		6	ROMANO' Yuri	-	-	-	-	
		8	ZONCA Paolo	-	-	-	-	
		9	PIEROTTI Marco	-	-	-	-	
		10	SALSI Nicola	-	-	-	-	
		11	PICCINELLI Alessandro	-	-	-	-	
		12	GALASSI Gianluca	-	-	-	-	
		13	ZOPPELLARI Francesco	-	-	-	-	
	Team Totals				-	1	-	1

Non-Scoring Reception	Rk	No.	Name	Excellents	Faults	Serve Receptions	Total Attempts	Succ. %
	1	3	MILAN Sebastiano	8	-	4	12	66.67
	2	4	RAFFAELLI Giacomo	16	-	14	30	53.33
	3	11	PICCINELLI Alessandro	3	-	3	6	50.00
		1	RICCI Fabio	-	-	-	-	
		2	PINALI Giulio	-	-	-	-	
		5	POLO Alberto	-	-	-	-	
		6	ROMANO' Yuri	-	-	-	-	
		8	ZONCA Paolo	-	-	-	-	
		9	PIEROTTI Marco	-	-	-	-	
		10	SALSI Nicola	-	-	-	-	
		12	GALASSI Gianluca	-	-	-	-	
		13	ZOPPELLARI Francesco	-	-	-	-	
	Limit							
25.00%	Team Totals			27	-	21	48	56.25

LEGEND

Avg. Average

Eff. Efficiency

No. Shirt Number

Rk Rank

Succ Success %



FRI 12 JUL 2019
Start Time 12:00

Start List

POL vs RUS

P1

First Referee: GRIEDER (SUI)

Second Referee: DZIEWIRZ (CAN)

POL - Poland

Shirt colour: Red

No.	Name	Shirt Name	Pos.	Han.	Height	Weight	Highest Reach		Date of Birth	Tournament Totals				
							Spike cm	Block cm		Spike	Block	Serve	Total	%
1	NOWAKOWSKI Jan		MB		2.02	103	0	0	17 MAY 1994	19	6	3	28	13.86
3	KEDZIERSKI Michal (C)		S		1.94	89	0	0	9 AUG 1994	1	0	0	1	0.50
4	KOZUB Lukasz		S		1.87	87	0	0	3 NOV 1997	4	2	1	7	3.47
6	LIPINSKI Bartlomiej		OS		2.01	105	0	0	16 NOV 1996	8	3	3	14	6.93
7	LEMANSKI Bartlomiej		MB		2.17	114	0	0	19 MAR 1996	26	10	0	36	17.82
9	NIEMIEC Patryk		MB		2.02	90	0	0	18 FEB 1997	11	4	2	17	8.42
10	FILIPIAK Bartosz		WS		1.97	95	0	0	27 FEB 1994	57	2	4	63	31.19
11	SEMENIUK Kamil		OS		1.94	85	0	0	16 JUL 1996	37	3	8	48	23.76
13	MASLOWSKI Mateusz		L		1.85	80	0	0	13 JUN 1997	0	0	0	0	0
15	HALABA Pawel		OS		1.95	86	0	0	14 DEC 1995	40	5	3	48	23.76
18	DOMAGALA Damian		WS		1.99	90	0	0	23 APR 1998	3	0	0	3	1.49

Coach WOICKI Pawel

Assistant PLINSKI Daniel / SLOMKA Artur

Phase	Opponent	Sets	Points per Set
Preliminary - Group C	BRA	3 - 0	25 - 22, 25 - 11, 25 - 23
Preliminary - Group C	FRA	3 - 0	25 - 14, 25 - 22, 25 - 19
Preliminary - Group C	IRI	3 - 0	25 - 19, 25 - 21, 25 - 21
Preliminary - Group C	CAN	3 - 0	25 - 20, 25 - 16, 25 - 18
Quarter-finals	TPE	3 - 0	25 - 17, 25 - 18, 25 - 9

RUS - Russia

Shirt colour: Blue

No.	Name	Shirt Name	Pos.	Han.	Height	Weight	Highest Reach		Date of Birth	Tournament Totals				
							Spike cm	Block cm		Spike	Block	Serve	Total	%
1	PANKOV Pavel (C)		S		1.98	108	345	330	14 AUG 1995	2	0	3	5	2.55
2	KLETS Kirill		OS		2.10	102	340	330	15 MAR 1998	24	7	1	32	16.33
3	SURMACHEVSKIY Andrey		WS		1.96	98	335	325	22 JUN 1996	37	7	13	57	29.08
4	KONONOV Aleksei		MB		2.13	96	350	340	9 APR 1997	15	9	3	27	13.78
7	URSOV Kirill		WS		1.94	80	335	325	13 FEB 1995	5	0	0	5	2.55
8	PAKSHIN Roman		WS		2.03	82	335	320	17 APR 1998	8	1	1	10	5.10
9	BOGDAN Denis		WS		2.00	98	350	340	13 OCT 1996	38	7	6	51	26.02
10	YAKOVLEV Dmitry		OS		2.04	98	350	340	21 JUN 1998	46	4	10	60	30.61
11	POROSHIN Roman		S		2.01	99	332	321	28 AUG 1995	3	5	0	8	4.08
13	BELOGORTSEV Maksim		MB		2.03	103	340	330	3 FEB 1996	12	9	5	26	13.27
16	MELNIKOVA Aleksandr		MB		2.06	96	350	340	3 MAY 1997	23	6	6	35	17.86
19	KRIVITCHENKO Semen		L		1.83	83	305	305	6 MAR 1995	0	0	0	0	0

Coach VERBOV Aleksey

Assistant SIDENKO Konstantin

Phase	Opponent	Sets	Points per Set
Preliminary - Group B	POR	3 - 1	24 - 26, 25 - 15, 25 - 20, 25 - 17
Preliminary - Group B	KOR	3 - 0	25 - 17, 25 - 22, 25 - 18
Preliminary - Group B	CHN	3 - 0	25 - 20, 25 - 15, 25 - 15
Preliminary - Group B	USA	3 - 0	25 - 13, 25 - 15, 25 - 19
Quarter-finals	JPN	3 - 1	25 - 21, 25 - 11, 23 - 25, 25 - 14

LEGEND

%	Percentage of total team score	(C)	Team Captain	BH	Both Handed	Han.	Handedness	L	Libero
LH	Left Handed	MB	Middle blocker	No.	Shirt Number	OS	Opposite hitter	Pos	Playing Position
WS	Outside hitter	QF	Quarter-finals	RH	Right Handed	S	Setter	SFL	Semi-finals



FRI 12 JUL 2019
Start Time 12:04 - End Time 14:14
Match Duration 2h10

Results
P2

POL vs RUS
3 2

Team	Sets	1	2	3	4	5	Total
POL	3	25	25	19	18	17	104
RUS	2	21	15	25	25	15	101
	Playing Time	26min	23min	26min	26min	20min	2h1

First Referee: GRIEDER (SUI)

Second Referee: DZIEWIRZ (CAN)

POL - Poland								
No.	Name	Pos.	1	2	3	4	5	Pts
1	NOWAKOWSKI Jan	MB	2	3	2	3	3	3
3	KEDZIERSKI Michal (C)	S	6	1	6	1	1	3
4	KOZUB Lukasz	S						
6	LIPINSKI Bartlomiej	OS						
7	LEMANSKI Bartlomiej	MB	5	6	5	6	6	1
9	NIEMIEC Patryk	MB	3			7	3	2
10	FILIPIAK Bartosz	WS	3	4	3	4	4	13
11	SEMENIUK Kamil	OS	1	2	1	2	2	15
13	MASLOWSKI Mateusz	L	L	L	L	L		
15	HALABA Pawel	OS	4	5	4	5	5	12
18	DOMAGALA Damian	WS						

RUS - Russia								
No.	Name	Pos.	1	2	3	4	5	Pts
1	PANKOV Pavel (C)	S	10	10			10	
2	KLETS Kirill	OS	11	11			11	1
3	SURMACHEVSKIY Andrey	WS	4	4	4	4	4	17
4	KONONOV Aleksei	MB	5	5	5	5	5	8
7	URSOV Kirill	WS	3	3		3	3	
8	PAKSHIN Roman	WS		9				
9	BOGDAN Denis	WS	1	1	1	1	1	16
10	YAKOVLEV Dmitry	OS	3	3	3	3	3	7
11	POROSHIN Roman	S	6	6	6	6	6	1
13	BELOGORTSEV Maksim	MB	2		16	2	2	3
16	MELNIKOV Aleksandr	MB	2	2	2			2
19	KRIVITCHENKO Semen	L	L	L	L	L	L	

Coach WOICKI Pawel
Assistant Coach PLINSKI Daniel / SLOMKA Artur

Coach VERBOV Aleksey
Assistant Coach SIDENKO Konstantin

TEAM AND PLAYER PERFORMANCES

Won	Total Atts	No. Name	Scoring Skills	Won	Total Atts	No. Name
35	72	Total Team	Spike	35	73	Total Team
13	28	11 SEMENIUK Kamil		13	22	9 BOGDAN Denis
9	17	10 FILIPIAK Bartosz		9	22	3 SURMACHEVSKIY Andrey
8	17	15 HALABA Pawel		7	17	10 YAKOVLEV Dmitry
5	23	Total Team	Block	8	38	Total Team
2	7	10 FILIPIAK Bartosz		3	8	4 KONONOV Aleksei
1	2	11 SEMENIUK Kamil		2	3	3 SURMACHEVSKIY Andrey
1	2	9 NIEMIEC Patryk		1	3	9 BOGDAN Denis
9	105	Total Team	Serve	12	100	Total Team
4	15	15 HALABA Pawel		6	18	3 SURMACHEVSKIY Andrey
2	13	10 FILIPIAK Bartosz		2	22	9 BOGDAN Denis
2	14	3 KEDZIERSKI Michal		1	16	13 BELOGORTSEV Maksim
66		Total Team	Opp. Error	60		Total Team
115	200	Total Team	Total	115	211	Total Team
15	63	11 SEMENIUK Kamil	Best Scorer	17	43	3 SURMACHEVSKIY Andrey

LEGEND

- (C) Team Captain
- nn Substitute where nn = shirt number of outgoing player
- MB Middle blocker
- OS Opposite hitter
- S Setter
- n Starting line-up where n= starting position on court
- Atts Attempts
- No. Shirt Number
- Pos Playing Position
- WS Outside hitter
- L Substitute Libero
- L Libero
- Opp. Opponent
- Pts Points scored



FRI 12 JUL 2019

Start Time 12:04 - End Time 14:14

Match Duration: 2h10

Match Statistics

P3


POL vs RUS
3 2


Team	Sets	1	2	3	4	5	Total
POL	3	25	25	19	18	17	104
RUS	2	21	15	25	25	15	101
	Playing Time	26min	23min	26min	26min	20min	2h1


First Referee: GRIEDER (SUI)

Second Referee: DZIEWIRZ (CAN)

POL - Poland

Scoring Spike	Rk	No.	Name	Spikes	Faults	Shots	Total Attempts	Eff %	
	1	1	NOWAKOWSKI Jan	3	1	2	6	33.33	
	2	15	HALABA Pawel	8	3	6	17	29.41	
	3	11	SEMENIUK Kamil	13	5	10	28	28.57	
	4	10	FILIPIAK Bartosz	9	6	2	17	17.65	
		7	LEMANSKI Bartlomiej	1	1	-	2		
		9	NIEMIEC Patryk	1	1	-	2		
		3	KEDZIERSKI Michal	-	-	-	-		
		4	KOZUB Lukasz	-	-	-	-		
		6	LIPINSKI Bartlomiej	-	-	-	-		
		13	MASLOWSKI Mateusz	-	-	-	-		
		18	DOMAGALA Damian	-	-	-	-		
	Limit								
	15.00%	Team Totals			35	17	20	72	25.00

Scoring Block	Rk	No.	Name	Kill Blocks	Faults	Rebounds	Total Attempts	Avg. by Set
	1	10	FILIPIAK Bartosz	2	3	2	7	0.50
	1	9	NIEMIEC Patryk	1	1	-	2	0.50
	3	3	KEDZIERSKI Michal	1	1	2	4	0.20
	3	11	SEMENIUK Kamil	1	1	-	2	0.20
		1	NOWAKOWSKI Jan	-	2	2	4	
		7	LEMANSKI Bartlomiej	-	1	1	2	
		15	HALABA Pawel	-	2	-	2	
		4	KOZUB Lukasz	-	-	-	-	
		6	LIPINSKI Bartlomiej	-	-	-	-	
		13	MASLOWSKI Mateusz	-	-	-	-	
		18	DOMAGALA Damian	-	-	-	-	
	Team Totals			5	11	7	23	1.00

Scoring Service	Rk	No.	Name	Aces	Faults	Serve Hits	Total Attempts	Avg. by Set
	1	15	HALABA Pawel	4	3	8	15	0.80
	2	10	FILIPIAK Bartosz	2	5	6	13	0.50
	3	3	KEDZIERSKI Michal	2	2	10	14	0.40
	4	11	SEMENIUK Kamil	1	5	27	33	0.20
		1	NOWAKOWSKI Jan	-	3	13	16	
		7	LEMANSKI Bartlomiej	-	2	8	10	
		9	NIEMIEC Patryk	-	1	3	4	
		4	KOZUB Lukasz	-	-	-	-	
		6	LIPINSKI Bartlomiej	-	-	-	-	
		13	MASLOWSKI Mateusz	-	-	-	-	
		18	DOMAGALA Damian	-	-	-	-	
	Team Totals			9	21	75	105	1.80

Team	Opponent Errors & Team Faults	66	-		
------	-------------------------------	----	---	--	--



FRI 12 JUL 2019


Start Time 12:04 - End Time 14:14


Match Duration: 2h10


Match Statistics

P3

POL - Poland

Non-Scoring Dig	Rk	No.	Name	Digs	Faults	Receptions	Total Attempts	Avg. by Set
		3	KEDZIERSKI Michal	-	2	4	6	
		15	HALABA Pawel	-	-	5	5	
		10	FILIPIAK Bartosz	-	3	1	4	
		11	SEMENIUK Kamil	-	-	3	3	
		13	MASLOWSKI Mateusz	-	1	2	3	
		1	NOWAKOWSKI Jan	-	1	-	1	
		4	KOZUB Lukasz	-	-	-	-	
		6	LIPINSKI Bartlomiej	-	-	-	-	
		7	LEMANSKI Bartlomiej	-	-	-	-	
		9	NIEMIEC Patryk	-	-	-	-	
	18	DOMAGALA Damian	-	-	-	-		
Team Totals				-	7	15	22	

Non-Scoring Set	Rk	No.	Name	Running Sets	Faults	Still Sets	Total Attempts	Avg. by Set
		1	NOWAKOWSKI Jan	-	-	-	-	
		3	KEDZIERSKI Michal	-	-	-	-	
		4	KOZUB Lukasz	-	-	-	-	
		6	LIPINSKI Bartlomiej	-	-	-	-	
		7	LEMANSKI Bartlomiej	-	-	-	-	
		9	NIEMIEC Patryk	-	-	-	-	
		10	FILIPIAK Bartosz	-	-	-	-	
		11	SEMENIUK Kamil	-	-	-	-	
		13	MASLOWSKI Mateusz	-	-	-	-	
		15	HALABA Pawel	-	-	-	-	
	18	DOMAGALA Damian	-	-	-	-		
Team Totals				-	-	-	-	

Non-Scoring Reception	Rk	No.	Name	Excellents	Faults	Serve Receptions	Total Attempts	Succ. %	
	1	10	FILIPIAK Bartosz	1	-	-	1	100.00	
	2	11	SEMENIUK Kamil	11	8	13	32	34.38	
	3	15	HALABA Pawel	8	3	13	24	33.33	
		13	MASLOWSKI Mateusz	1	1	6	8		
		1	NOWAKOWSKI Jan	-	-	-	-		
		3	KEDZIERSKI Michal	-	-	-	-		
		4	KOZUB Lukasz	-	-	-	-		
		6	LIPINSKI Bartlomiej	-	-	-	-		
		7	LEMANSKI Bartlomiej	-	-	-	-		
		9	NIEMIEC Patryk	-	-	-	-		
	18	DOMAGALA Damian	-	-	-	-			
Limit									
25.00%	Team Totals				21	12	32	65	32.31



FRI 12 JUL 2019


Start Time 12:04 - End Time 14:14


Match Duration: 2h10


Match Statistics

P3

RUS - Russia

Scoring Spike	Rk	No.	Name	Spikes	Faults	Shots	Total Attempts	Eff %
	1	13	BELOGORTSEV Maksim	1	-	-	1	100.00
	2	4	KONONOV Aleksei	4	-	3	7	57.14
	3	9	BOGDAN Denis	13	2	7	22	50.00
	3	2	KLETS Kirill	1	-	1	2	50.00
	5	3	SURMACHEVSKIY Andrey	9	6	7	22	13.64
		10	YAKOVLEV Dmitry	7	7	3	17	
		7	URSOV Kirill	-	1	-	1	
		16	MELNIKOV Aleksandr	-	-	1	1	
		1	PANKOV Pavel	-	-	-	-	
		8	PAKSHIN Roman	-	-	-	-	
		11	POROSHIN Roman	-	-	-	-	
	19	KRIVITCHENKO Semen	-	-	-	-		
Limit								
15.00%	Team Totals			35	16	22	73	26.03

Scoring Block	Rk	No.	Name	Kill Blocks	Faults	Rebounds	Total Attempts	Avg. by Set
	1	4	KONONOV Aleksei	3	5	-	8	0.60
	2	16	MELNIKOV Aleksandr	1	1	1	3	0.50
	3	3	SURMACHEVSKIY Andrey	2	1	-	3	0.40
	4	13	BELOGORTSEV Maksim	1	5	1	7	0.33
	5	9	BOGDAN Denis	1	1	1	3	0.20
		11	POROSHIN Roman	-	2	4	6	
		2	KLETS Kirill	-	3	-	3	
		10	YAKOVLEV Dmitry	-	3	-	3	
		1	PANKOV Pavel	-	-	1	1	
		7	URSOV Kirill	-	-	1	1	
		8	PAKSHIN Roman	-	-	-	-	
	19	KRIVITCHENKO Semen	-	-	-	-		
Team Totals				8	21	9	38	1.60

Scoring Service	Rk	No.	Name	Aces	Faults	Serve Hits	Total Attempts	Avg. by Set
	1	3	SURMACHEVSKIY Andrey	6	4	8	18	1.20
	2	16	MELNIKOV Aleksandr	1	1	4	6	0.50
	3	9	BOGDAN Denis	2	4	16	22	0.40
	4	13	BELOGORTSEV Maksim	1	2	13	16	0.33
	5	4	KONONOV Aleksei	1	3	10	14	0.20
	5	11	POROSHIN Roman	1	-	11	12	0.20
		10	YAKOVLEV Dmitry	-	5	6	11	
		2	KLETS Kirill	-	-	1	1	
		1	PANKOV Pavel	-	-	-	-	
		7	URSOV Kirill	-	-	-	-	
		8	PAKSHIN Roman	-	-	-	-	
	19	KRIVITCHENKO Semen	-	-	-	-		
Team Totals				12	19	69	100	2.40

Team	Opponent Errors & Team Faults			
		60	-	



FRI 12 JUL 2019


Start Time 12:04 - End Time 14:14


Match Duration: 2h10


Match Statistics

P3

RUS - Russia

Non-Scoring Dig	Rk	No.	Name	Digs	Faults	Receptions	Total Attempts	Avg. by Set	
		19	KRIVITCHENKO Semen	-	2	3	5		
		9	BOGDAN Denis	-	-	3	3		
		11	POROSHIN Roman	-	2	1	3		
		3	SURMACHEVSKIY Andrey	-	1	1	2		
		4	KONONOV Aleksei	-	-	2	2		
		7	URSOV Kirill	-	-	1	1		
		10	YAKOVLEV Dmitry	-	-	1	1		
		13	BELOGORTSEV Maksim	-	-	1	1		
		1	PANKOV Pavel	-	-	-	-		
		2	KLETS Kirill	-	-	-	-		
		8	PAKSHIN Roman	-	-	-	-		
		16	MELNIKOV Aleksandr	-	-	-	-		
	Team Totals				-	5	13	18	

Non-Scoring Set	Rk	No.	Name	Running Sets	Faults	Still Sets	Total Attempts	Avg. by Set	
		1	PANKOV Pavel	-	1	-	1		
		2	KLETS Kirill	-	-	-	-		
		3	SURMACHEVSKIY Andrey	-	-	-	-		
		4	KONONOV Aleksei	-	-	-	-		
		7	URSOV Kirill	-	-	-	-		
		8	PAKSHIN Roman	-	-	-	-		
		9	BOGDAN Denis	-	-	-	-		
		10	YAKOVLEV Dmitry	-	-	-	-		
		11	POROSHIN Roman	-	-	-	-		
		13	BELOGORTSEV Maksim	-	-	-	-		
		16	MELNIKOV Aleksandr	-	-	-	-		
		19	KRIVITCHENKO Semen	-	-	-	-		
	Team Totals				-	1	-	1	

Non-Scoring Reception	Rk	No.	Name	Excellents	Faults	Serve Receptions	Total Attempts	Succ. %	
	1	9	BOGDAN Denis	11	2	12	25	44.00	
	2	3	SURMACHEVSKIY Andrey	8	2	12	22	36.36	
		19	KRIVITCHENKO Semen	1	5	8	14		
		7	URSOV Kirill	-	-	2	2		
		1	PANKOV Pavel	-	-	-	-		
		2	KLETS Kirill	-	-	-	-		
		4	KONONOV Aleksei	-	-	-	-		
		8	PAKSHIN Roman	-	-	-	-		
		10	YAKOVLEV Dmitry	-	-	-	-		
		11	POROSHIN Roman	-	-	-	-		
		13	BELOGORTSEV Maksim	-	-	-	-		
		16	MELNIKOV Aleksandr	-	-	-	-		
	Limit								
	25.00%	Team Totals			20	9	34	63	31.75

LEGEND

Avg. Average Eff. Efficiency No. Shirt Number Rk Rank Succ Success %



SAT 13 JUL 2019

Start List

Start Time 20:30

ITA vs POL

P1

First Referee: ASAI (JPN)

Second Referee: ORMONDE (POR)

ITA - Italy

Shirt colour: Blue

No.	Name	Shirt Name	Pos.	Han.	Height	Weight	Highest Reach		Date of Birth	Tournament Totals				
							Spike cm	Block cm		Spike	Block	Serve	Total	%
1	RICCI Fabio (C)		WS		1.80	78	0	0	11 JUL 1994	20	11	2	33	14.35
2	PINALI Giulio		MB		1.80	80	0	0	2 JUL 1997	68	11	7	86	37.39
3	MILAN Sebastiano		OS		1.86	80	0	0	6 APR 1995	28	6	2	36	15.65
4	RAFFAELLI Giacomo		WS		1.89	87	0	0	7 FEB 1995	48	15	3	66	28.70
5	POLO Alberto		OS		1.90	80	0	0	7 SEP 1995	32	26	4	62	26.96
6	ROMANO Yuri		WS		1.80	78	0	0	26 JUL 1997	5	0	0	5	2.17
8	ZONCA Paolo		WS		1.86	80	0	0	13 MAY 1997	13	1	1	15	6.52
9	PIEROTTI Marco		MB		1.85	77	0	0	19 JUN 1996	5	1	1	7	3.04
10	SALSI Nicola	SALSI	S		1.87	80	0	0	13 SEP 1997	1	3	0	4	1.74
11	PICCINELLI Alessandro		L		1.79	76	0	0	30 JAN 1997	0	0	0	0	0
12	GALASSI Gianluca		WS		1.89	80	0	0	24 JUL 1997	12	4	1	17	7.39
13	ZOPPELLARI Francesco		S		1.80	76	0	0	27 MAY 1997	1	3	1	5	2.17

Coach GRAZIOSI Gianluca

Assistant TOMASELLO Giacomo / GIORDANI Massimiliano

Phase	Opponent	Sets	Points per Set
Preliminary - Group D	SUI	3 - 0	25 - 17, 25 - 23, 25 - 15
Preliminary - Group D	ARG	3 - 2	23 - 25, 20 - 25, 25 - 15, 25 - 23, 15 - 1
Preliminary - Group D	JPN	3 - 0	25 - 22, 25 - 19, 25 - 19
Preliminary - Group D	MEX	3 - 0	25 - 20, 25 - 16, 25 - 19
Quarter-finals	POR	3 - 0	25 - 16, 25 - 21, 25 - 15
Semi-finals	FRA	3 - 0	25 - 16, 25 - 21, 25 - 18

POL - Poland

Shirt colour: White

No.	Name	Shirt Name	Pos.	Han.	Height	Weight	Highest Reach		Date of Birth	Tournament Totals				
							Spike cm	Block cm		Spike	Block	Serve	Total	%
1	NOWAKOWSKI Jan		MB		2.02	103	0	0	17 MAY 1994	22	6	3	31	12.60
3	KEDZIERSKI Michal (C)		S		1.94	89	0	0	9 AUG 1994	1	1	2	4	1.63
4	KOZUB Lukasz		S		1.87	87	0	0	3 NOV 1997	4	2	1	7	2.85
6	LIPINSKI Bartlomiej		OS		2.01	105	0	0	16 NOV 1996	8	3	3	14	5.69
7	LEMANSKI Bartlomiej		MB		2.17	114	0	0	19 MAR 1996	27	10	0	37	15.04
9	NIEMIEC Patryk		MB		2.02	90	0	0	18 FEB 1997	12	5	2	19	7.72
10	FILIPIAK Bartosz		WS		1.97	95	0	0	27 FEB 1994	66	4	6	76	30.89
11	SEMENIUK Kamil		OS		1.94	85	0	0	16 JUL 1996	50	4	9	63	25.61
13	MASLOWSKI Mateusz		L		1.85	80	0	0	13 JUN 1997	0	0	0	0	0
15	HALABA Pawel		OS		1.95	86	0	0	14 DEC 1995	48	5	7	60	24.39
18	DOMAGALA Damian		WS		1.99	90	0	0	23 APR 1998	3	0	0	3	1.22

Coach WOICKI Pawel

Assistant PLINSKI Daniel / SLOMKA Artur

Phase	Opponent	Sets	Points per Set
Preliminary - Group C	BRA	3 - 0	25 - 22, 25 - 11, 25 - 23
Preliminary - Group C	FRA	3 - 0	25 - 14, 25 - 22, 25 - 19
Preliminary - Group C	IRI	3 - 0	25 - 19, 25 - 21, 25 - 21
Preliminary - Group C	CAN	3 - 0	25 - 20, 25 - 16, 25 - 18
Quarter-finals	TPE	3 - 0	25 - 17, 25 - 18, 25 - 9
Semi-finals	RUS	3 - 2	25 - 21, 25 - 15, 19 - 25, 18 - 25, 17 - 1

LEGEND

%	Percentage of total team score	(C)	Team Captain	BH	Both Handed	F1	Gold-medal Match	Han.	Handedness
L	Libero	LH	Left Handed	MB	Middle blocker	No.	Shirt Number	OS	Opposite hitter
SFL	Semi-finals	WS	Outside hitter	QF	Quarter-finals	RH	Right Handed	S	Setter



SAT 13 JUL 2019

Start Time 20:30 - End Time 22:46

Match Duration: 2h16

Play by Play

ITA vs POL
3 2

Team	Sets	1	2	3	4	5	Total
ITA	3	16	25	22	25	15	103
POL	2	25	20	25	23	10	103
	Playing Time	23min	26min	29min	29min	13min	2h

First Referee: ASAI (JPN)

Second Referee: ORMONDE (POR)

1st Set

Rally	ITA - Italy			Lead	Score	Lead	POL - Poland		
1	Serve	3	Serve Hit				Spike	11	Spike
	Dig	11	Fault	+	0-1	1			Opp. Error
2				+	0-2	2	Serve	3	Serve Hit
							Block	11	Kill Block
3							Serve	3	Serve Hit
	Spike	2	Fault				Block	11	Kill Block
4					0-3	3	+ Point	TEAM	Point
5							Serve	3	Serve Hit
	Spike	2	Fault						Opp. Error
6					0-4	4	+ Point	TEAM	Point
7							Serve	3	Serve Hit
				+	0-5	5	Spike	11	Spike
8							Serve	3	Serve Hit
	Spike	4	Spike	+	1-5	4	Block	10	Fault
			Opp. Error						
9	Serve	5	Serve Hit						
	Spike	4	Spike	+	2-5	3	Block	1	Fault
			Opp. Error						
10	Serve	5	Serve Hit						
	Spike	1	Spike	+	3-5	2	Block	1	Fault
			Opp. Error						
11	Serve	5	Ace						
			Opp. Error				Reception	15	Reception Fault
12	Point	TEAM	Point	+	4-5	1			
									Time Out
13	Serve	5	Serve Hit						
	Spike	4	Fault						Opp. Error
14					4-6	2	+ Point	TEAM	Point
15							Serve	11	Ace
	Reception	3	Reception Fault						Opp. Error
16					4-7	3	+ Point	TEAM	Point
17							Serve	11	Serve Hit
	Spike	4	Spike	+	5-7	2	Block	1	Fault
			Opp. Error						
18	Serve	2	Serve Hit						
	Block	1	Fault	+	5-8	3	Spike	15	Spike
									Opp. Error
19							Serve	1	Serve Hit
	Block	1	Kill Block				Spike	15	Fault
20	Point	TEAM	Point	+	6-8	2			
21	Serve	4	Serve Hit						
				+	6-9	3	Spike	7	Spike



SAT 13 JUL 2019

Play by Play

Start Time 20:30 - End Time 22:46

Match Duration: 2h16

1st Set

Rally	ITA - Italy			Lead	Score	Lead	POL - Poland		
22							Serve	10	Serve Hit
				+	6-10	4	Spike	7	Spike
23	Reception	3	Reception Fault				Serve	10	Ace
24					6-11	5	+ Point	TEAM	Point
25	Reception	4	Reception Fault				Serve	10	Ace
26					6-12	6	+ Point	TEAM	Point
27	Block	3	Fault				Serve	10	Serve Hit
				+	6-13	7	Spike	10	Spike
	Sub.	10	SALSI In						Opp. Error
	Sub.	13	Out						
28	Spike	3	Spike				Serve	10	Serve Hit
			Opp. Error	+	7-13	6	Dig	13	Fault
29	Serve	1	Serve Hit						
	Spike	5	Spike	+	8-13	5			
30	Serve	1	Serve Hit						
				+	8-14	6			
31	Reception	4	Reception Fault				Spike	10	Spike
							Serve	15	Ace
32					8-15	7	+ Point	TEAM	Point
33					8-16	8	Serve	15	Serve Hit
				+			Spike	11	Spike
34	Reception	3	Reception Fault				Serve	15	Ace
					8-17	9	+ Point	TEAM	Point
35							Serve	15	Serve Hit
36	Spike	2	Spike	+	9-17	8			
37	Serve	10	SALSI Fault						
				+	9-18	9			Opp. Error
38					10-18	8	Serve	7	Fault
	Sub.	3	Out						
	Sub.	9	In						
39	Serve	9	Serve Hit						
	Block	5	Fault				Spike	15	Spike
				+	10-19	9			Opp. Error
40					10-20	10	Serve	3	Serve Hit
				+			Spike	11	Spike
41	Block	5	Fault				Serve	3	Serve Hit
				+	10-21	11	Spike	10	Spike
42							Serve	3	Serve Hit
			Opp. Error				Spike	11	Fault
43	Point	TEAM	Point	+	11-21	10			
44	Serve	5	Serve Hit						
	Block	1	Kill Block				Spike	10	Fault
45	Point	TEAM	Point	+	12-21	9			



SAT 13 JUL 2019

Play by Play

Start Time 20:30 - End Time 22:46

Match Duration: 2h16

1st Set

Rally	ITA - Italy			Lead	Score	Lead	POL - Poland		
46	Serve	5	Serve Hit						
	Spike	4	Spike	+	13-21	8			
47	Serve	5	Fault						
				+	13-22	9			
48			Opp. Error	+	14-22	8	Serve	11	Opp. Error Fault
49	Serve	2	Fault						
				+	14-23	9			Opp. Error
50	Spike	2	Spike				Serve	1	Serve Hit
			Opp. Error	+	15-23	8	Block	7	Fault
51	Serve	4	Serve Hit						
				+	15-24	9	Spike	7	Spike
52			Opp. Error	+	16-24	8	Serve	10	Fault
53	Serve	1	Serve Hit						
				+	16-25	9	Spike	7	Spike

2nd Set

Rally	ITA - Italy			Lead	Score	Lead	POL - Poland		
1				+	1	1-0	Serve	3	Serve Hit
2	Serve	5	Fault						Opp. Error
				+	1-1				Serve Hit
3	Spike	4	Spike				Serve	11	Fault
			Opp. Error	+	2-1		Dig	3	
4	Serve	2	Serve Hit						
	Block	1	Fault				Spike	10	Spike
				+	2-2				Opp. Error
5							Serve	1	Serve Hit
				+	2-3	1	Spike	7	Spike
6	Spike	1	Fault				Serve	1	Serve Hit
							Block	7	Kill Block
7					2-4	2	+	Point	TEAM
8	Reception	4	Reception Fault				Serve	1	Ace
									Opp. Error
9			Opp. Error	+	3-5	2	+	Point	TEAM
10			Serve Hit				Serve	1	Fault
			Fault						
11	Serve	4	Serve Hit						
	Block	1	Fault				Spike	15	Spike
				+	3-6	3			Opp. Error
	Sub.	6	Out						
	Sub.	8	In						
12	Reception	11	Reception Fault				Serve	10	Ace
									Opp. Error
13					3-7	4	+	Point	TEAM
14	Spike	1	Fault				Serve	10	Serve Hit
									Opp. Error
15					3-8	5	+	Point	TEAM



SAT 13 JUL 2019

Play by Play

Start Time 20:30 - End Time 22:46

Match Duration: 2h16

2nd Set

Rally	ITA - Italy			Lead	Score	Lead	POL - Poland		
16			Opp. Error	+	4-8	4	Serve	10	Fault
17	Serve	1	Serve Hit						
	Block	1	Kill Block				Spike	15	Fault
18	Point	TEAM	Point	+	5-8	3			
19	Serve	1	Serve Hit	+	6-8	2			
20	Serve	1	Ace						
			Opp. Error				Reception	11	Reception Fault
21	Point	TEAM	Point	+	7-8	1			
									Time Out
22	Serve	1	Serve Hit	+	7-9	2	Spike	10	Spike
23							Serve	15	Fault
			Opp. Error	+	8-9	1			
24	Serve	13	Serve Hit	+	8-10	2	Spike	7	Spike
25				+	8-11	3	Serve	7	Serve Hit
							Spike	11	Spike
26							Serve	7	Fault
			Opp. Error	+	9-11	2			
27	Serve	8	Serve Hit	+	9-12	3	Spike	1	Spike
28							Serve	3	Fault
			Opp. Error	+	10-12	2			
29	Serve	5	Serve Hit	+	10-13	3	Spike	1	Spike
30							Serve	11	Serve Hit
	Spike	2	Spike				Block	1	Fault
			Opp. Error	+	11-13	2			
31	Serve	2	Serve Hit						
	Spike	4	Fault						Opp. Error
32					11-14	3	+ Point	TEAM	Point
33							Serve	1	Serve Hit
	Spike	4	Spike				Dig	3	Fault
			Opp. Error	+	12-14	2			
34	Serve	4	Serve Hit	+	12-15	3	Spike	10	Spike
35							Serve	10	Serve Hit
	Spike	2	Spike	+	13-15	2			
36	Serve	1	Serve Hit						
			Opp. Error				Spike	15	Fault
37	Point	TEAM	Point	+	14-15	1			
38	Serve	1	Serve Hit	+	14-16	2	Spike	7	Spike
39							Serve	15	Fault
			Opp. Error	+	15-16	1			
40	Serve	13	Serve Hit				Spike	10	Fault
			Opp. Error						
41	Point	TEAM	Point	+	16-16				
42	Serve	13	Serve Hit						
	Block	5	Fault				Spike	11	Spike
				+	16-17	1			Opp. Error
							Sub.	7	Out
							Sub.	9	In



SAT 13 JUL 2019

Play by Play

Start Time 20:30 - End Time 22:46

Match Duration: 2h16

2nd Set

Rally	ITA - Italy			Lead	Score	Lead	POL - Poland		
43			Opp. Error	+	17-17		Serve	9	Fault
							Sub.	7	In
							Sub.	9	Out
44	Serve	8	Fault		17-18	1			Opp. Error
45				+	17-19	2	Serve	3	Serve Hit
				+			Spike	10	Spike
			Time Out						
46					18-19	1	Serve	3	Serve Hit
47	Spike	2	Spike	+					
	Serve	5	Serve Hit						
	Spike	2	Spike				Block	10	Fault
			Opp. Error	+	19-19				
48	Serve	5	Serve Hit						
	Block	1	Kill Block				Spike	1	Fault
49	Point	TEAM	Point	+	1	20-19			
							Sub.	6	In
							Sub.	15	Out
50	Serve	5	Serve Hit						
	Spike	4	Spike				Block	11	Fault
			Opp. Error	+	2	21-19			
									Time Out
51	Serve	5	Serve Hit						
	Spike	4	Spike				Block	11	Fault
			Opp. Error	+	3	22-19			
52	Serve	5	Serve Hit						
	Block	1	Kill Block				Spike	11	Fault
53	Point	TEAM	Point	+	4	23-19			
54	Serve	5	Serve Hit						
	Block	2	Fault				Spike	10	Spike
				+	3	23-20			Opp. Error
							Sub.	6	Out
							Sub.	15	In
55							Serve	11	Fault
			Opp. Error	+	4	24-20			
	Sub.	12	In						
	Sub.	13	Out						
56	Serve	2	Serve Hit						
	Spike	2	Spike				Dig	13	Fault
			Opp. Error	+	5	25-20			

3rd Set

Rally	ITA - Italy			Lead	Score	Lead	POL - Poland		
1	Serve	8	Ace						
			Opp. Error				Reception	15	Reception Fault
2	Point	TEAM	Point	+	1	1-0			
3	Serve	8	Fault						
				+		1-1			Opp. Error
4							Serve	7	Serve Hit
	Spike	4	Spike				Block	1	Fault
			Opp. Error	+	1	2-1			



SAT 13 JUL 2019

Start Time 20:30 - End Time 22:46

Match Duration: 2h16

Play by Play

3rd Set

Rally	ITA - Italy			Lead	Score	Lead	POL - Poland		
5	Serve Block	5 1	Serve Hit Fault				Spike	11	Spike Opp. Error
				+	2-2				
6	Spike	1	Spike	+	1	3-2	Serve	3	Serve Hit
7	Serve Block	2 13	Serve Hit Fault				Spike	10	Spike Opp. Error
				+	3-3				
8	Spike	4	Spike Opp. Error	+	1	4-3	Serve Dig	11 13	Serve Hit Fault
9	Serve Spike	4 2	Serve Hit Spike	+	2	5-3			
10	Serve	4	Fault	+	1	5-4			Opp. Error
11	Block	1	Kill Block				Serve Spike	1 15	Serve Hit Fault
12	Point	TEAM	Point	+	2	6-4			
13	Serve Set	1 2	Serve Hit Fault						Opp. Error
				+	1	6-5			
14	Spike	8	Spike Opp. Error	+	2	7-5	Serve Block	10 3	Serve Hit Fault
15	Serve Spike	13 8	Serve Hit Fault						Opp. Error
16					1	7-6	+	Point	TEAM
17	Block	5	Kill Block				Serve Spike	15 10	Serve Hit Fault
18	Point	TEAM	Point	+	2	8-6			
							Sub.	6	In
							Sub.	15	Out
19	Serve	8	Serve Hit	+	1	8-7	Spike	7	Spike
20	Spike	4	Spike Opp. Error	+	2	9-7	Serve Block	7 11	Serve Hit Fault
21	Serve Spike	5 2	Serve Hit Fault				Block	11	Kill Block
22					1	9-8	+	Point	TEAM
23	Spike	2	Spike	+	2	10-8	Serve	3	Serve Hit
24	Serve	2	Fault	+	1	10-9			Opp. Error
25	Reception	8	Reception Fault				Serve	11	Ace Opp. Error
26						10-10	+	Point	TEAM
27	Spike	4	Fault				Serve Block	11 1	Serve Hit Kill Block
28						10-11	1	+	Point
29	Reception	8	Reception Fault				Serve	11	Ace Opp. Error



SAT 13 JUL 2019

Play by Play

Start Time 20:30 - End Time 22:46

Match Duration: 2h16

3rd Set

Rally	ITA - Italy			Lead	Score	Lead	POL - Poland		
30					10-12	2	+ Point	TEAM	Point
			Time Out						
31	Dig	2	Fault	+	10-13	3	Serve	11	Serve Hit
							Spike	10	Spike
									Opp. Error
32	Reception	8	Reception Fault				Serve	11	Ace
33					10-14	4	+ Point	TEAM	Point
	Sub.	8	Out						
	Sub.	9	In						
34	Block	4	Fault	+	10-15	5	Serve	11	Serve Hit
							Spike	10	Spike
									Opp. Error
35	Spike	4	Spike	+	11-15	4	Serve	11	Serve Hit
			Opp. Error				Dig	13	Fault
36	Serve	4	Serve Hit				Block	1	Kill Block
	Spike	2	Fault						Point
37					11-16	5	+ Point	TEAM	Point
	Sub.	8	In						
	Sub.	9	Out						
38			Opp. Error	+	12-16	4	Serve	1	Fault
39	Serve	1	Serve Hit						
	Block	5	Fault	+	12-17	5	Spike	10	Spike
									Opp. Error
40	Spike	2	Spike	+	13-17	4	Serve	10	Serve Hit
			Opp. Error				Block	6	Fault
41	Serve	13	Serve Hit						
	Block	5	Fault	+	13-18	5	Spike	10	Spike
									Opp. Error
42	Spike	5	Spike	+	14-18	4	Serve	6	Serve Hit
			Opp. Error				Block	7	Fault
43	Serve	8	Serve Hit						
	Block	5	Fault	+	14-19	5	Spike	10	Spike
									Opp. Error
44	Block	5	Fault	+	14-20	6	Serve	7	Serve Hit
							Spike	11	Spike
									Opp. Error
			Time Out						
45	Spike	4	Spike	+	15-20	5	Serve	7	Serve Hit
			Opp. Error				Block	1	Fault
46	Serve	5	Ace						
			Opp. Error				Reception	11	Reception Fault
47	Point	TEAM	Point	+	16-20	4			
48	Serve	5	Fault	+	16-21	5			Opp. Error
49							Serve	3	Fault
			Opp. Error	+	17-21	4			



SAT 13 JUL 2019

Start Time 20:30 - End Time 22:46

Match Duration: 2h16

Play by Play

3rd Set

Rally	ITA - Italy				Lead	Score	Lead	POL - Poland		
50	Serve	2	Serve Hit							
	Spike	4	Spike	+		18-21	3			
										Time Out
51	Serve	2	Ace							
			Opp. Error							
52	Point	TEAM	Point	+		19-21	2			
53	Serve	2	Serve Hit							
			Opp. Error							
54	Point	TEAM	Point	+		20-21	1			
										Sub. 6 Out
										Sub. 15 In
55	Serve	2	Serve Hit							
	Block	1	Fault							
				+		20-22	2			
	Sub.	6	In							
	Sub.	13	Out							
	Sub.	6	Out							
	Sub.	13	In							
56	Serve	11	Serve Hit							
	Spike	4	Fault							
										Serve Hit Opp. Error
57						20-23	3	+	Point	TEAM
58	Serve	11	Serve Hit							
	Block	15	Fault							
				+		21-23	2			
	Sub.	4	Out							
	Sub.	12	In							
59	Serve	12	Serve Hit							
	Block	8	Fault							
				+		21-24	3			
	Sub.	4	In							
	Sub.	12	Out							
										Sub. 1 Out
										Sub. 9 In
60	Serve	9	Serve Hit							
	Dig	9	Fault							
				+		22-24	2			
	Sub.	1	In							
	Sub.	9	Out							
61	Serve	1	Serve Hit							
				+		22-25	3			
										Spike 10 Spike

4th Set

Rally	ITA - Italy				Lead	Score	Lead	POL - Poland		
1	Serve	15	Serve Hit							
	Block	7	Kill Block							
2	Point	TEAM	Point			0-1	1	+		
3	Serve	15	Serve Hit							
			Opp. Error							
4	Point	TEAM	Point			0-2	2	+		
5	Serve	15	Fault							
				+		1-2	1			



SAT 13 JUL 2019

Start Time 20:30 - End Time 22:46

Match Duration: 2h16

Play by Play

4th Set

Rally	ITA - Italy			Lead	Score	Lead	POL - Poland		
6	Serve	5	Serve Hit	+					
					1-3	2	Spike	7	Spike
7	Spike	1	Spike Opp. Error	+			Serve	7	Serve Hit
					2-3	1	Block	1	Fault
8	Serve	2	Fault	+					Opp. Error
					2-4	2			Serve Hit
9				+			Serve	3	Spike
					2-5	3	Spike	11	Serve Hit
10	Spike	2	Spike Opp. Error	+			Serve	3	Serve Hit
					3-5	2	Block	1	Fault
11	Serve	4	Serve Hit						
	Spike	2	Spike Opp. Error	+			Block	1	Fault
					4-5	1			
12	Serve	4	Fault	+					Opp. Error
					4-6	2			Serve Hit
13	Spike	2	Spike	+			Serve	11	
					5-6	1			
14	Serve	1	Serve Hit						
	Spike	5	Spike	+					
					6-6				
15	Serve	1	Serve Hit						
	Spike	8	Spike Opp. Error	+	1		Dig	15	Fault
					7-6				
16	Serve	1	Serve Hit						
	Block	5	Fault	+			Spike	1	Spike Opp. Error
					7-7				
17	Spike	8	Spike Opp. Error	+	1		Serve	1	Serve Hit
					8-7		Block	7	Fault
18	Serve	13	Serve Hit						
	Block	5	Kill Block				Spike	15	Fault
19	Point	TEAM	Point	+	2				
20	Serve	13	Serve Hit						
	Spike	8	Fault						Opp. Error
21					1		+	Point	TEAM
					9-8				Point
22							Serve	10	Serve Hit
	Set	13	Fault	+					Opp. Error
					9-9				Serve Hit
23			Opp. Error				Serve	10	Serve Hit
							Spike	10	Fault
24	Point	TEAM	Point	+	1				
					10-9				
25	Serve	8	Fault	+					Opp. Error
					10-10				Serve Hit
26	Spike	2	Spike Opp. Error	+	1		Serve	15	Serve Hit
					11-10		Block	11	Fault
27	Serve	5	Serve Hit						
	Spike	2	Spike Opp. Error	+	2		Block	11	Fault
					12-10				
28	Serve	5	Serve Hit						
	Spike	2	Spike				Block	7	Fault
			Opp. Error	+	3				
					13-10				
									Time Out



SAT 13 JUL 2019

Play by Play

Start Time 20:30 - End Time 22:46

Match Duration: 2h16

4th Set

Rally	ITA - Italy			Lead	Score	Lead	POL - Poland		
29	Serve	5	Serve Hit Opp. Error				Spike	11	Fault
30	Point	TEAM	Point	+	4	14-10			
31	Serve	5	Fault						Opp. Error
				+	3	14-11			
32	Spike	1	Spike	+	4	15-11	Serve	7	Serve Hit
33	Serve Block	2 1	Serve Hit Fault				Spike	11	Spike Opp. Error
				+	3	15-12			
34			Opp. Error				Serve Spike	3 11	Serve Hit Fault
35	Point	TEAM	Point	+	4	16-12			
							Sanction	10	Yellow card
36	Serve	4	Serve Hit				Spike	1	Spike
				+	3	16-13	Serve	11	Serve Hit
37	Spike	8	Spike	+	4	17-13			
38	Serve	1	Serve Hit				Spike	1	Spike
				+	3	17-14	Serve	1	Fault
39			Opp. Error	+	4	18-14			
40	Serve	13	Serve Hit Opp. Error				Spike	10	Fault
41	Point	TEAM	Point	+	5	19-14			
							Sub.	6	In
							Sub.	15	Out
42	Serve Spike	13 2	Serve Hit Spike Opp. Error				Dig	3	Fault
				+	6	20-14			
									Time Out
43	Serve Block	13 2	Serve Hit Fault				Spike	6	Spike Opp. Error
				+	5	20-15	Serve	10	Ace Opp. Error
44	Reception	8	Reception Fault						Point
45					4	20-16	+ Point	TEAM	
46			Opp. Error	+	5	21-16	Serve	10	Fault
47	Serve	8	Fault						Opp. Error
				+	4	21-17			
	Sub.	8	Out						
	Sub.	9	In						
48			Opp. Error	+	5	22-17	Serve	6	Fault
49	Serve Spike	5 4	Serve Hit Fault						Opp. Error
50					4	22-18	+ Point	TEAM	Point
51	Spike	2	Spike Opp. Error				Serve Block	7 1	Serve Hit Fault
				+	5	23-18			
	Sub.	12	In						
	Sub.	13	Out						

VVOMTEAM6-----FNL-000100--_69 1.0

Report Created SAT 13 JUL 2019 22:50

Page 10 / 12

Data Processing and Timing by Microplus - www.microplustiming.com



SAT 13 JUL 2019

Start Time 20:30 - End Time 22:46

Match Duration: 2h16

Play by Play

4th Set

Rally	ITA - Italy			Lead	Score	Lead	POL - Poland		
52	Serve	2	Serve Hit				Spike	11	Spike
	Dig	11	Fault	+	4	23-19			Opp. Error
	Sub.	12	Out						
	Sub.	13	In						
53							Serve	3	Serve Hit
	Spike	2	Fault						Opp. Error
54				3	23-20		+	Point	TEAM
			Time Out						Point
55				+	2	23-21		Serve	3
								Spike	11
56	Spike	4	Fault					Serve	3
								Block	10
57				1	23-22		+	Point	TEAM
58	Spike	4	Fault					Serve	3
59					23-23		+	Point	TEAM
60	Spike	2	Spike	+	1	24-23		Serve	3
			Opp. Error					Dig	13
61	Serve	4	Ace						
			Opp. Error					Reception	13
62	Point	TEAM	Point	+	2	25-23			Reception Fault

5th Set

Rally	ITA - Italy			Lead	Score	Lead	POL - Poland		
1	Block	2	Kill Block				Serve	3	Serve Hit
2	Point	TEAM	Point	+	1	1-0		Spike	11
3	Serve	5	Serve Hit						Fault
	Spike	2	Fault						Opp. Error
4						1-1	+	Point	TEAM
5	Reception	8	Reception Fault					Serve	11
6						1-2	1	+	Point
7								Serve	11
			Opp. Error	+		2-2			Fault
8	Serve	2	Serve Hit						
	Spike	2	Fault					Block	6
9						2-3	1	+	Point
10								Serve	1
			Opp. Error	+		3-3			Fault
11	Serve	4	Serve Hit	+		3-4	1		
12	Spike	8	Spike	+		4-4		Spike	7
	Serve	1	Serve Hit					Serve	10
13						4-5	1		
14								Spike	7
			Opp. Error	+		5-5		Serve	6
									Fault



SAT 13 JUL 2019

Play by Play

Start Time 20:30 - End Time 22:46

Match Duration: 2h16

5th Set

Rally	ITA - Italy			Lead	Score	Lead	POL - Poland		
15	Serve	13	Serve Hit				Block	7	Fault
	Spike	8	Spike						
			Opp. Error	+	1	6-5			
16	Serve	13	Fault						Opp. Error
				+		6-6			
17	Reception	4	Reception Fault				Serve	7	Ace
18						6-7	1	+	Point
19									TEAM
19	Spike	5	Fault				Serve	7	Serve Hit
20						6-8	2	+	Point
21	Spike	2	Spike				Serve	7	Serve Hit
			Opp. Error	+		7-8	1		Fault
22	Serve	8	Fault						
				+		7-9	2		Opp. Error
	Sub.	8	Out						
	Sub.	9	In						
23	Spike	5	Spike	+		8-9	1	Serve	3
24	Serve	5	Serve Hit						Serve Hit
	Spike	4	Spike				Block	1	Fault
			Opp. Error	+		9-9			
25	Serve	5	Serve Hit						
	Spike	2	Spike				Block	10	Fault
			Opp. Error	+	1	10-9			
									Time Out
26	Serve	5	Serve Hit			10-10			
				+			Spike	11	Spike
27	Spike	1	Spike	+	1	11-10	Serve	11	Serve Hit
28	Serve	2	Serve Hit						
	Block	4	Kill Block				Spike	10	Fault
29	Point	TEAM	Point	+	2	12-10			
									Time Out
30	Serve	2	Ace						
			Opp. Error				Reception	6	Reception Fault
31	Point	TEAM	Point	+	3	13-10			
32	Serve	2	Serve Hit	+	4	14-10			
33	Serve	2	Serve Hit						
			Opp. Error				Spike	6	Fault
34	Point	TEAM	Point	+	5	15-10			

LEGEND

+ Point scored by team

Opp. Opponent

Sub. Substitution



SAT 13 JUL 2019
Start Time 20:30 - End Time 22:46
Match Duration 2h16

Results
P2

ITA vs POL
3 2

Team	Sets	1	2	3	4	5	Total
ITA	3	16	25	22	25	15	103
POL	2	25	20	25	23	10	103
	Playing Time	23min	26min	29min	29min	13min	2h

First Referee: ASAI (JPN)

Second Referee: ORMONDE (POR)

ITA - Italy								
No.	Name	Pos.	1	2	3	4	5	Pts
1	RICCI Fabio (C)	WS	5	5	5	5	5	12
2	PINALI Giulio	MB	3	3	3	3	3	26
3	MILAN Sebastiano	OS	1					1
4	RAFFAELLI Giacomo	WS	4	4	4	4	4	17
5	POLO Alberto	OS	2	2	2	2	2	8
6	ROMANO Yuri	WS		1	13			
8	ZONCA Paolo	WS		6	1	1	1	7
9	PIEROTTI Marco	MB	3		8	8	8	
10	SALSI Nicola	S	13					
11	PICCINELLI Alessandro	L	L	L	L	L	L	
12	GALASSI Gianluca	WS		13	4	13		
13	ZOPPELLARI Francesco	S	6	6	6	6	6	

POL - Poland								
No.	Name	Pos.	1	2	3	4	5	Pts
1	NOWAKOWSKI Jan	MB	4	3	5	5	3	8
3	KEDZIERSKI Michal (C)	S	2	1	3	3	1	
4	KOZUB Lukasz	S						
6	LIPINSKI Bartlomiej	OS		15	15	15	5	2
7	LEMANSKI Bartlomiej	MB	1	6	2	2	6	14
9	NIEMIEC Patryk	MB		7	1			
10	FILIPIAK Bartosz	WS	5	4	6	6	4	22
11	SEMENIUK Kamil	OS	3	2	4	4	2	21
13	MASLOWSKI Mateusz	L	L	L	L	L	L	
15	HALABA Pawel	OS	6	5	1	1		5
18	DOMAGALA Damian	WS						

Coach GRAZIOSI Gianluca
Assistant Coach TOMASELLO Giacomo / GIORDANI

Coach WOICKI Pawel
Assistant Coach PLINSKI Daniel / SLOMKA Artur

TEAM AND PLAYER PERFORMANCES

Won	Total Atts	No. Name	Scoring Skills	Won	Total Atts	No. Name
54	126	Total Team	Spike	50	121	Total Team
23	45	2 PINALI Giulio		17	33	10 FILIPIAK Bartosz
15	38	4 RAFFAELLI Giacomo		13	35	11 SEMENIUK Kamil
6	15	8 ZONCA Paolo		11	17	7 LEMANSKI Bartlomiej
10	58	Total Team	Block	9	64	Total Team
6	22	1 RICCI Fabio		3	12	11 SEMENIUK Kamil
2	17	5 POLO Alberto		2	24	1 NOWAKOWSKI Jan
1	5	2 PINALI Giulio		2	12	7 LEMANSKI Bartlomiej
7	102	Total Team	Serve	13	104	Total Team
2	29	5 POLO Alberto		5	21	11 SEMENIUK Kamil
2	19	2 PINALI Giulio		4	17	10 FILIPIAK Bartosz
1	9	8 ZONCA Paolo		2	11	15 HALABA Pawel
74		Total Team	Opp. Error	67		Total Team
145	286	Total Team	Total	139	289	Total Team
26	69	2 PINALI Giulio	Best Scorer	22	58	10 FILIPIAK Bartosz

LEGEND

- (C) Team Captain
- nn Substitute where nn = shirt number of outgoing player
- MB Middle blocker
- OS Opposite hitter
- S Setter
- n Starting line-up where n= starting position on court
- Atts Attempts
- No. Shirt Number
- Pos Playing Position
- WS Outside hitter
- L Substitute Libero
- L Libero
- Opp. Opponent
- Pts Points scored



SAT 13 JUL 2019

Start Time 20:30 - End Time 22:46

Match Duration: 2h16

Match Statistics

P3


ITA vs POL
3 2


Team	Sets	1	2	3	4	5	Total
ITA	3	16	25	22	25	15	103
POL	2	25	20	25	23	10	103
	Playing Time	23min	26min	29min	29min	13min	2h


First Referee: ASAI (JPN)

Second Referee: ORMONDE (POR)

ITA - Italy

Scoring Spike	Rk	No.	Name	Spikes	Faults	Shots	Total Attempts	Eff %
	1	2	PINALI Giulio	23	7	15	45	35.56
	2	1	RICCI Fabio	5	2	4	11	27.27
	3	8	ZONCA Paolo	6	2	7	15	26.67
	4	5	POLO Alberto	4	1	7	12	25.00
		4	RAFFAELLI Giacomo	15	8	15	38	
		3	MILAN Sebastiano	1	1	1	3	
		10	SALSI Nicola	-	-	1	1	
		11	PICCINELLI Alessandro	-	-	1	1	
		6	ROMANO' Yuri	-	-	-	-	
		9	PIEROTTI Marco	-	-	-	-	
		12	GALASSI Gianluca	-	-	-	-	
		13	ZOPPELLARI Francesco	-	-	-	-	
	Limit							
15.00%	Team Totals			54	21	51	126	26.19

Scoring Block	Rk	No.	Name	Kill Blocks	Faults	Rebounds	Total Attempts	Avg. by Set
	1	1	RICCI Fabio	6	6	10	22	1.20
	2	5	POLO Alberto	2	8	7	17	0.40
	3	2	PINALI Giulio	1	2	2	5	0.20
	3	4	RAFFAELLI Giacomo	1	1	1	3	0.20
		13	ZOPPELLARI Francesco	-	1	5	6	
		8	ZONCA Paolo	-	1	3	4	
		3	MILAN Sebastiano	-	1	-	1	
		6	ROMANO' Yuri	-	-	-	-	
		9	PIEROTTI Marco	-	-	-	-	
		10	SALSI Nicola	-	-	-	-	
		11	PICCINELLI Alessandro	-	-	-	-	
		12	GALASSI Gianluca	-	-	-	-	
Team Totals				10	20	28	58	2.00

Scoring Service	Rk	No.	Name	Aces	Faults	Serve Hits	Total Attempts	Avg. by Set
	1	5	POLO Alberto	2	4	23	29	0.40
	1	2	PINALI Giulio	2	3	14	19	0.40
	3	8	ZONCA Paolo	1	5	3	9	0.25
	4	1	RICCI Fabio	1	-	16	17	0.20
	4	4	RAFFAELLI Giacomo	1	2	9	12	0.20
		13	ZOPPELLARI Francesco	-	1	11	12	
		3	MILAN Sebastiano	-	-	1	1	
		9	PIEROTTI Marco	-	-	1	1	
		10	SALSI Nicola	-	1	-	1	
		12	GALASSI Gianluca	-	-	1	1	
		6	ROMANO' Yuri	-	-	-	-	
	11	PICCINELLI Alessandro	-	-	-	-		
Team Totals				7	16	79	102	1.40

Team	Opponent Errors & Team Faults	74	-		
------	-------------------------------	----	---	--	--



SAT 13 JUL 2019


Start Time 20:30 - End Time 22:46


Match Duration: 2h16


Match Statistics

P3

ITA - Italy

Non-Scoring Dig	Rk	No.	Name	Digs	Faults	Receptions	Total Attempts	Avg. by Set
		11	PICCINELLI Alessandro	-	2	10	12	
		13	ZOPPELLARI Francesco	-	-	10	10	
		2	PINALI Giulio	-	1	4	5	
		1	RICCI Fabio	-	-	3	3	
		4	RAFFAELLI Giacomo	-	-	3	3	
		3	MILAN Sebastiano	-	-	2	2	
		8	ZONCA Paolo	-	-	2	2	
		5	POLO Alberto	-	-	1	1	
		6	ROMANO' Yuri	-	-	-	-	
		9	PIEROTTI Marco	-	-	-	-	
		10	SALSI Nicola	-	-	-	-	
		12	GALASSI Gianluca	-	-	-	-	
Team Totals				-	3	35	38	

Non-Scoring Set	Rk	No.	Name	Running Sets	Faults	Still Sets	Total Attempts	Avg. by Set
		2	PINALI Giulio	-	1	-	1	
		13	ZOPPELLARI Francesco	-	1	-	1	
		1	RICCI Fabio	-	-	-	-	
		3	MILAN Sebastiano	-	-	-	-	
		4	RAFFAELLI Giacomo	-	-	-	-	
		5	POLO Alberto	-	-	-	-	
		6	ROMANO' Yuri	-	-	-	-	
		8	ZONCA Paolo	-	-	-	-	
		9	PIEROTTI Marco	-	-	-	-	
		10	SALSI Nicola	-	-	-	-	
		11	PICCINELLI Alessandro	-	-	-	-	
		12	GALASSI Gianluca	-	-	-	-	
Team Totals				-	2	-	2	

Non-Scoring Reception	Rk	No.	Name	Excellents	Faults	Serve Receptions	Total Attempts	Succ. %
	1	9	PIEROTTI Marco	2	-	-	2	100.00
	2	8	ZONCA Paolo	8	5	5	18	44.44
	3	4	RAFFAELLI Giacomo	7	4	20	31	22.58
		11	PICCINELLI Alessandro	4	1	15	20	
		3	MILAN Sebastiano	1	3	6	10	
		5	POLO Alberto	-	-	2	2	
		6	ROMANO' Yuri	-	-	1	1	
		1	RICCI Fabio	-	-	-	-	
		2	PINALI Giulio	-	-	-	-	
		10	SALSI Nicola	-	-	-	-	
		12	GALASSI Gianluca	-	-	-	-	
		13	ZOPPELLARI Francesco	-	-	-	-	
	Limit							
25.00%	Team Totals			22	13	49	84	26.19



SAT 13 JUL 2019


Start Time 20:30 - End Time 22:46


Match Duration: 2h16


Match Statistics

P3

POL - Poland

Scoring Spike	Rk	No.	Name	Spikes	Faults	Shots	Total Attempts	Eff %	
	1	7	LEMANSKI Bartlomiej	11	-	6	17	64.71	
	2	1	NOWAKOWSKI Jan	5	1	5	11	36.36	
	3	10	FILIPIAK Bartosz	17	6	10	33	33.33	
	4	11	SEMENIUK Kamil	13	6	16	35	20.00	
		15	HALABA Pawel	3	5	12	20		
		6	LIPINSKI Bartlomiej	1	1	3	5		
		3	KEDZIERSKI Michal	-	-	-	-		
		4	KOZUB Lukasz	-	-	-	-		
		9	NIEMIEC Patryk	-	-	-	-		
		13	MASLOWSKI Mateusz	-	-	-	-		
		18	DOMAGALA Damian	-	-	-	-		
	Limit		18						
	15.00%	Team Totals			50	19	52	121	25.62

Scoring Block	Rk	No.	Name	Kill Blocks	Faults	Rebounds	Total Attempts	Avg. by Set	
	1	11	SEMENIUK Kamil	3	5	4	12	0.60	
	2	1	NOWAKOWSKI Jan	2	12	10	24	0.40	
	2	7	LEMANSKI Bartlomiej	2	5	5	12	0.40	
	4	6	LIPINSKI Bartlomiej	1	1	-	2	0.25	
	5	10	FILIPIAK Bartosz	1	3	4	8	0.20	
		3	KEDZIERSKI Michal	-	1	2	3		
		15	HALABA Pawel	-	1	2	3		
		4	KOZUB Lukasz	-	-	-	-		
		9	NIEMIEC Patryk	-	-	-	-		
		13	MASLOWSKI Mateusz	-	-	-	-		
		18	DOMAGALA Damian	-	-	-	-		
		Team Totals			9	28	27	64	1.80

Scoring Service	Rk	No.	Name	Aces	Faults	Serve Hits	Total Attempts	Avg. by Set	
	1	11	SEMENIUK Kamil	5	3	13	21	1.00	
	2	10	FILIPIAK Bartosz	4	3	10	17	0.80	
	3	15	HALABA Pawel	2	3	6	11	0.50	
	4	7	LEMANSKI Bartlomiej	1	2	10	13	0.20	
	4	1	NOWAKOWSKI Jan	1	4	7	12	0.20	
		3	KEDZIERSKI Michal	-	2	23	25		
		6	LIPINSKI Bartlomiej	-	2	1	3		
		9	NIEMIEC Patryk	-	1	1	2		
		4	KOZUB Lukasz	-	-	-	-		
		13	MASLOWSKI Mateusz	-	-	-	-		
		18	DOMAGALA Damian	-	-	-	-		
		Team Totals			13	20	71	104	2.60

Team	Opponent Errors & Team Faults	67	-		
------	-------------------------------	----	---	--	--



SAT 13 JUL 2019


Start Time 20:30 - End Time 22:46


Match Duration: 2h16


Match Statistics

P3

POL - Poland

Non-Scoring Dig	Rk	No.	Name	Digs	Faults	Receptions	Total Attempts	Avg. by Set
	1	15	HALABA Pawel	1	1	1	3	0.25
		13	MASLOWSKI Mateusz	-	5	6	11	
		3	KEDZIERSKI Michal	-	3	6	9	
		11	SEMENIUK Kamil	-	-	4	4	
		7	LEMANSKI Bartlomiej	-	-	2	2	
		1	NOWAKOWSKI Jan	-	-	1	1	
		6	LIPINSKI Bartlomiej	-	-	1	1	
		9	NIEMIEC Patryk	-	1	-	1	
		10	FILIPIAK Bartosz	-	-	1	1	
		4	KOZUB Lukasz	-	-	-	-	
		18	DOMAGALA Damian	-	-	-	-	
Team Totals				1	10	22	33	0.20

Non-Scoring Set	Rk	No.	Name	Running Sets	Faults	Still Sets	Total Attempts	Avg. by Set
		1	NOWAKOWSKI Jan	-	-	-	-	
		3	KEDZIERSKI Michal	-	-	-	-	
		4	KOZUB Lukasz	-	-	-	-	
		6	LIPINSKI Bartlomiej	-	-	-	-	
		7	LEMANSKI Bartlomiej	-	-	-	-	
		9	NIEMIEC Patryk	-	-	-	-	
		10	FILIPIAK Bartosz	-	-	-	-	
		11	SEMENIUK Kamil	-	-	-	-	
		13	MASLOWSKI Mateusz	-	-	-	-	
		15	HALABA Pawel	-	-	-	-	
		18	DOMAGALA Damian	-	-	-	-	
Team Totals				-	-	-	-	-

Non-Scoring Reception	Rk	No.	Name	Excellents	Faults	Serve Receptions	Total Attempts	Succ. %
	1	13	MASLOWSKI Mateusz	7	1	4	12	58.33
	2	11	SEMENIUK Kamil	12	2	10	24	50.00
	3	15	HALABA Pawel	15	2	19	36	41.67
		6	LIPINSKI Bartlomiej	1	2	10	13	
		1	NOWAKOWSKI Jan	-	-	-	-	
		3	KEDZIERSKI Michal	-	-	-	-	
		4	KOZUB Lukasz	-	-	-	-	
		7	LEMANSKI Bartlomiej	-	-	-	-	
		9	NIEMIEC Patryk	-	-	-	-	
		10	FILIPIAK Bartosz	-	-	-	-	
		18	DOMAGALA Damian	-	-	-	-	
Limit				35	7	43	85	41.18
25.00%	Team Totals			35	7	43	85	41.18

LEGEND

Avg. Average

Eff. Efficiency

No. Shirt Number

Rk Rank

Succ Success %



SAT 13 JUL 2019

Start List

Start Time 17:30

FRA vs RUS

P1

First Referee: GRIEDER (SUI)

Second Referee: LOT (ITA)

FRA - France

Shirt colour: Blue

No.	Name	Shirt Name	Pos.	Han.	Height	Weight	Highest Reach		Date of Birth	Tournament Totals				
							Spike cm	Block cm		Spike	Block	Serve	Total	%
1	WALGENWITZ Dimitri		S		1.79	78	0	0	11 APR 1994	1	2	2	5	2.34
2	CAPET Maxime		OS		2.01	85	0	0	24 OCT 1997	5	0	2	7	3.27
3	BASIC Luka (C)		MB		2.00	84	0	0	29 JAN 1995	19	1	1	21	9.81
4	KABA Kevin		MB		2.03	94	0	0	8 JUN 1994	24	9	1	34	15.89
5	MEYER Leo		S		1.95	85	0	0	25 JAN 1997	7	2	1	10	4.67
6	RODRIGUEZ Kevin		MB		2.02	95	0	0	13 NOV 1994	26	19	4	49	22.90
7	PREVERT Gildas		MB		2.02	90	0	0	15 JUN 1996	4	4	0	8	3.74
8	DEROUILLO Pierre		WS		1.97	88	0	0	6 JUN 1999	43	5	2	50	23.36
9	CARLE Timothee		WS		1.98	89	0	0	30 NOV 1995	71	2	8	81	37.85
10	THORAL Thibault		WS		1.91	86	0	0	3 JAN 1997	3	0	0	3	1.40
11	DIEZ Benjamin		L		1.84	75	0	0	4 APR 1998	0	0	0	0	0
12	WINKELMULLER Julien		OS		1.98	80	0	0	31 JUL 1994	78	6	5	89	41.59

Coach LE MARREC Loic

Assistant BELMADI Slimane / ROLAND Dominique

Phase	Opponent	Sets	Points per Set
Preliminary - Group C	IRI	3 - 2	25 - 12, 25 - 19, 19 - 25, 25 - 27, 15 - 8
Preliminary - Group C	POL	0 - 3	14 - 25, 22 - 25, 19 - 25
Preliminary - Group C	CAN	3 - 1	25 - 18, 25 - 27, 25 - 17, 25 - 20
Preliminary - Group C	BRA	3 - 1	25 - 21, 25 - 18, 21 - 25, 25 - 22
Quarter-finals	CZE	3 - 1	25 - 22, 25 - 17, 24 - 26, 25 - 19
Semi-finals	ITA	0 - 3	16 - 25, 21 - 25, 18 - 25

RUS - Russia

Shirt colour: White

No.	Name	Shirt Name	Pos.	Han.	Height	Weight	Highest Reach		Date of Birth	Tournament Totals				
							Spike cm	Block cm		Spike	Block	Serve	Total	%
1	PANKOV Pavel (C)		S		1.98	108	345	330	14 AUG 1995	2	0	3	5	2.16
2	KLETS Kirill		OS		2.10	102	340	330	15 MAR 1998	25	7	1	33	14.29
3	SURMACHEVSKIY Andrey		WS		1.96	98	335	325	22 JUN 1996	46	9	19	74	32.03
4	KONONOV Aleksei		MB		2.13	96	350	340	9 APR 1997	19	12	4	35	15.15
7	URSOV Kirill		WS		1.94	80	335	325	13 FEB 1995	5	0	0	5	2.16
8	PAKSHIN Roman		WS		2.03	82	335	320	17 APR 1998	8	1	1	10	4.33
9	BOGDAN Denis		WS		2.00	98	350	340	13 OCT 1996	51	8	8	67	29.00
10	YAKOVLEV Dmitry		OS		2.04	98	350	340	21 JUN 1998	53	4	10	67	29.00
11	POROSHIN Roman		S		2.01	99	332	321	28 AUG 1995	3	5	1	9	3.90
13	BELOGORTSEV Maksim		MB		2.03	103	340	330	3 FEB 1996	13	10	6	29	12.55
16	MELNIKOVA Aleksandr		MB		2.06	96	350	340	3 MAY 1997	23	7	7	37	16.02
19	KRIVITCHENKO Semen		L		1.83	83	305	305	6 MAR 1995	0	0	0	0	0

Coach VERBOV Aleksey

Assistant SIDENKO Konstantin

Phase	Opponent	Sets	Points per Set
Preliminary - Group B	POR	3 - 1	24 - 26, 25 - 15, 25 - 20, 25 - 17
Preliminary - Group B	KOR	3 - 0	25 - 17, 25 - 22, 25 - 18
Preliminary - Group B	CHN	3 - 0	25 - 20, 25 - 15, 25 - 15
Preliminary - Group B	USA	3 - 0	25 - 13, 25 - 15, 25 - 19
Quarter-finals	JPN	3 - 1	25 - 21, 25 - 11, 23 - 25, 25 - 14
Semi-finals	POL	2 - 3	21 - 25, 15 - 25, 25 - 19, 25 - 18, 15 - 1

LEGEND

% Percentage of total team score (C) Team Captain BH Both Handed F1 Gold-medal Match F3 Bronze-medal Match
Han. Handedness L Libero LH Left Handed MB Middle blocker No. Shirt Number
S Setter SFL Semi-finals WS Outside hitter QF Quarter-finals RH Right Handed



SAT 13 JUL 2019

Start Time 17:30 - End Time 18:53

Match Duration: 1h23

Play by Play

FRA vs RUS
0 3

Team	Sets	1	2	3	Total
FRA	0	18	20	22	60
RUS	3	25	25	25	75
	Playing Time	24min	24min	27min	1h15

First Referee: GRIEDER (SUI)

Second Referee: LOT (ITA)

1st Set

Rally	FRA - France			Lead	Score	Lead	RUS - Russia		
1	Serve	8	Fault		0-1	1			Opp. Error
2	Spike	6	Spike	+	1-1		Serve	13	Serve Hit
3	Serve	6	Serve Hit	+	1-2	1	Spike	9	Spike
4				+	1-3	2	Serve	2	Serve Hit
5	Block	12	Fault	+	1-4	3	Spike	9	Spike
6	Spike	12	Spike				Serve	2	Serve Hit
7	Dig	12	Fault	+	2-4	2	Dig	19	Fault
8	Serve	12	Serve Hit				Serve	2	Serve Hit
9	Dig	12	Fault	+	2-5	3	Spike	3	Spike
10	Block	1	Kill Block				Serve	3	Serve Hit
11	Point	TEAM	Point	+	3-5	2	Spike	9	Fault
12	Serve	9	Fault	+	3-6	3			Opp. Error
13	Spike	8	Spike	+	4-6	2	Serve	4	Serve Hit
14	Serve	4	Serve Hit	+	4-7	3	Spike	9	Spike
15				+	4-8	4	Serve	1	Serve Hit
16	Reception	9	Reception Fault				Serve	1	Ace
17					4-9	5	Point	TEAM	Point
18				+	4-10	6	Serve	1	Serve Hit
19					Time Out		Spike	3	Spike
20	Spike	8	Spike	+	5-10	5	Serve	1	Serve Hit
21	Serve	1	Serve Hit	+	5-11	6	Block	2	Fault
22	Serve	8	Serve Hit	+	6-11	5	Spike	13	Spike
23	Spike	8	Spike	+	6-12	6	Serve	9	Serve Hit
24	Serve	8	Serve Hit	+			Block	3	Fault
25							Serve	2	Spike



SAT 13 JUL 2019

Play by Play

Start Time 17:30 - End Time 18:53

Match Duration: 1h23

1st Set

Rally	FRA - France			Lead	Score	Lead	RUS - Russia		
21	Spike	12	Spike Opp. Error	+	7-12	5	Serve Block	13 4	Serve Hit Fault
22	Serve	6	Serve Hit	+	7-13	6	Spike	3	Spike
23	Spike	9	Spike Opp. Error	+	8-13	5	Serve Block	2 1	Serve Hit Fault
24	Serve	12	Serve Hit Opp. Error				Spike	2	Fault
25	Point	TEAM	Point	+	9-13	4			
26	Serve Spike	12 12	Serve Hit Fault						Opp. Error
27					9-14	5	+ Point	TEAM	Point
28	Spike	4	Spike	+	10-14	4	Serve	3	Serve Hit
29	Serve	9	Fault	+	10-15	5			Opp. Error
30	Spike	12	Spike Opp. Error	+	11-15	4	Serve Dig	4 4	Serve Hit Fault
31	Serve Block	4 1	Serve Hit Fault	+	11-16	5	Spike	9	Spike Opp. Error
32				+	11-17	6	Serve Spike	1 9	Serve Hit Spike
33	Spike	12	Fault				Serve Block	1 13	Serve Hit Kill Block
34					11-18	7	+ Point	TEAM	Point
			Time Out						
35	Spike	12	Fault				Serve Block	1 13	Serve Hit Kill Block
36					11-19	8	+ Point	TEAM	Point
37	Spike	8	Spike	+	12-19	7	Serve	1	Serve Hit
38	Serve Block	1 8	Serve Hit Fault	+	12-20	8	Spike	9	Spike Opp. Error
39			Opp. Error	+	13-20	7	Serve	9	Fault
40	Serve Dig	8 1	Serve Hit Fault	+	13-21	8	Spike	2	Spike Opp. Error
41	Spike	9	Spike Opp. Error	+	14-21	7	Serve Block	13 4	Serve Hit Fault
42	Serve Spike	6 9	Serve Hit Spike	+	15-21	6			
43	Serve	6	Serve Hit	+	15-22	7	Spike	3	Spike
44							Serve Block	2 4	Serve Hit Fault
	Spike	12	Spike Opp. Error	+	16-22	6			



SAT 13 JUL 2019

Play by Play

Start Time 17:30 - End Time 18:53

Match Duration: 1h23

1st Set

Rally	FRA - France			Lead	Score	Lead	RUS - Russia		
45	Serve	12	Serve Hit	+	16-23	7	Spike	4	Spike
46			Opp. Error	+	17-23	6	Serve	3	Fault
47	Serve	9	Serve Hit						
	Spike	4	Spike	+	18-23	5			
							Sub.	3	Out
							Sub.	7	In
									Time Out
48	Serve	9	Fault	+	18-24	6			Opp. Error
49							Serve	4	Serve Hit
	Spike	4	Fault				Block	13	Kill Block
50					18-25	7	+ Point	TEAM	Point

2nd Set

Rally	FRA - France			Lead	Score	Lead	RUS - Russia		
1	Spike	6	Spike	+	1-0		Serve	1	Serve Hit
			Opp. Error				Dig	19	Fault
2	Serve	6	Serve Hit	+	1-1				
	Dig	1	Fault				Spike	3	Spike
3									Opp. Error
			Opp. Error	+	2-1		Serve	9	Fault
4	Serve	12	Serve Hit						
	Spike	4	Spike	+	3-1				
5	Serve	12	Serve Hit						
	Spike	8	Fault						Opp. Error
6					3-2		+ Point	TEAM	Point
7							Serve	13	Fault
			Opp. Error	+	4-2				
8	Serve	9	Fault	+	4-3				Opp. Error
9							Serve	2	Serve Hit
	Spike	12	Spike	+	5-3		Dig	2	Fault
			Opp. Error						
10	Serve	4	Ace						
			Opp. Error				Reception	9	Reception Fault
11	Point	TEAM	Point	+	6-3				
12	Serve	4	Fault	+	6-4				Opp. Error
13							Serve	3	Fault
			Opp. Error	+	7-4				
14	Serve	1	Serve Hit	+	7-5		Spike	9	Spike
15							Serve	4	Serve Hit
	Spike	12	Spike	+	8-5		Dig	2	Fault
			Opp. Error						
16	Serve	8	Fault	+	8-6				Opp. Error



SAT 13 JUL 2019

Start Time 17:30 - End Time 18:53

Match Duration: 1h23

Play by Play

2nd Set

Rally	FRA - France			Lead	Score	Lead	RUS - Russia		
17			Opp. Error	+	3		Serve	1	Fault
18	Serve Block	6 4	Serve Hit Fault		2		Spike	2	Spike Opp. Error
19	Spike	4	Fault				Serve	9	Serve Hit Opp. Error
20					1		+ Point	TEAM	Point
21	Spike	2	Spike Opp. Error	+	2		Serve Block	9 13	Serve Hit Fault
22	Serve	12	Fault	+	1				Opp. Error
23	Spike	9	Spike Opp. Error	+	2		Serve Block	13 2	Serve Hit Fault
24	Serve	9	Fault	+	1				Opp. Error
							Sub.	1	Out
							Sub.	11	In
25	Spike	12	Spike	+	2		Serve	2	Serve Hit
26	Serve	4	Serve Hit	+	1				
27			Opp. Error	+	2		Spike Spike	4 3	Spike Fault
28	Serve	1	Serve Hit	+	1				
29	Spike	12	Spike Opp. Error	+	2		Spike Spike Block	4 4 2	Spike Spike Fault
30	Serve Spike	8 12	Serve Hit Fault						Opp. Error
31					1		+ Point	TEAM	Point
32	Spike	9	Fault				Serve	11	Serve Hit Opp. Error
33							+ Point	TEAM	Point
34	Block	6	Fault	+			Serve Spike	11 9	Serve Hit Spike Opp. Error
			Time Out						
35	Block	6	Kill Block				Serve Spike	11 2	Serve Hit Fault
36	Point	TEAM	Point	+					
37	Serve	6	Fault	+					Opp. Error
38	Spike	9	Fault				Serve Block	9 13	Serve Hit Kill Block
39							+ Point	TEAM	Point
	Sub.	3	In						
	Sub.	9	Out						



SAT 13 JUL 2019

Play by Play

Start Time 17:30 - End Time 18:53

Match Duration: 1h23

2nd Set

Rally	FRA - France			Lead	Score	Lead	RUS - Russia		
40	Spike	3	Spike	+	16-17	1	Serve	9	Serve Hit
41	Serve	12	Serve Hit				Spike	3	Spike Opp. Error
	Block	4	Fault	+	16-18	2			
42	Spike	3	Fault				Serve	13	Serve Hit Opp. Error
43					16-19	3	+ Point	TEAM	Point
44					16-20	4	Serve	13	Serve Hit
							Spike	3	Spike
45			Time Out				Serve	13	Serve Hit
			Opp. Error				Spike	3	Fault
46	Point	TEAM	Point	+	17-20	3			
47	Serve	3	Fault	+	17-21	4			Opp. Error
48	Spike	12	Spike				Serve	2	Serve Hit
			Opp. Error	+	18-21	3	Block	3	Fault
	Sub.	2	In						
	Sub.	4	Out						Time Out
49	Serve	2	Fault	+	18-22	4			Opp. Error
	Sub.	2	Out						
	Sub.	4	In						
50	Spike	8	Fault				Serve	3	Serve Hit
					18-23	5	Block	4	Kill Block
51							+ Point	TEAM	Point
52			Opp. Error	+	19-23	4	Serve	3	Fault
53	Serve	1	Serve Hit	+	19-24	5	Spike	4	Spike
54					20-24	4	Serve	4	Fault
55	Serve	8	Fault	+	20-25	5			Opp. Error

3rd Set

Rally	FRA - France			Lead	Score	Lead	RUS - Russia		
1	Serve	8	Fault	+	0-1	1			Opp. Error
2			Opp. Error	+	1-1		Serve	13	Fault
3	Serve	6	Serve Hit	+	1-2	1	Spike	3	Spike
4					1-3	2	Serve	2	Serve Hit
							Spike	2	Spike
5			Opp. Error	+	2-3	1	Serve	2	Fault



SAT 13 JUL 2019

Start Time 17:30 - End Time 18:53

Match Duration: 1h23

Play by Play

3rd Set

Rally	FRA - France				Lead	Score	Lead	RUS - Russia		
6	Serve	12	Fault	+		2-4	2			Opp. Error
7	Spike	12	Spike Opp. Error	+		3-4	1	Serve Block	3 9	Serve Hit Fault
8	Serve	9	Serve Hit	+		3-5	2	Spike	2	Spike
9	Spike	12	Spike	+		4-5	1	Serve	4	Serve Hit
10	Serve Dig	4 4	Serve Hit Fault	+		4-6	2	Spike	9	Spike Opp. Error
11	Block	1	Kill Block					Serve Spike	11 9	Serve Hit Fault
12	Point	TEAM	Point	+		5-6	1			
13	Serve	1	Serve Hit	+		5-7	2	Spike	9	Spike
14	Spike	6	Spike	+		6-7	1	Serve	9	Serve Hit
15	Serve Block	8 6	Serve Hit Kill Block					Spike	13	Fault
16	Point	TEAM	Point	+		7-7				
17	Serve Spike	8 9	Serve Hit Spike	+	1	8-7				
18	Serve	8	Serve Hit	+		8-8		Spike Spike	2 13	Spike Ace Opp. Error
19	Reception	9	Reception Fault							
20						8-9	1	+ Point	TEAM	Point
21	Spike	12	Fault					Serve	13	Serve Hit Opp. Error
22						8-10	2	+ Point	TEAM	Point
23								Serve	13	Fault
24	Serve Block	6 4	Serve Hit Kill Block	+		9-10	1			
25	Point	TEAM	Point	+		10-10		Spike	3	Fault
26	Serve Set	6 1	Serve Hit Fault	+						
27						10-11	1			Opp. Error Fault
28	Serve Spike	12 9	Serve Hit Spike	+	1	11-11		Serve	2	Fault
29	Serve	12	Serve Hit Opp. Error					Spike	2	Fault
30	Point	TEAM	Point	+	2	13-11				
31	Serve Block	12 4	Serve Hit Kill Block							Time Out
32	Point	TEAM	Point	+	3	14-11		Spike	9	Fault



SAT 13 JUL 2019

Start Time 17:30 - End Time 18:53

Match Duration: 1h23

Play by Play

3rd Set

Rally	FRA - France			Lead	Score	Lead	RUS - Russia			
33	Serve	12	Serve Hit	+	2	14-12		Spike	4	Spike
34				+	1	14-13		Serve	3	Serve Hit
								Spike	9	Spike
35	Spike	9	Spike	+	2	15-13		Serve	3	Serve Hit
			Opp. Error					Block	4	Fault
36	Serve	9	Serve Hit							
	Dig	11	Fault	+	1	15-14		Spike	2	Spike
37				+		15-15				Opp. Error
38								Serve	4	Serve Hit
	Spike	8	Fault					Serve	4	Serve Hit
								Block	11	Kill Block
39						15-16	1	+	Point	TEAM
40										Point
			Opp. Error	+		16-16		Serve	4	Fault
	Sub.	2	In							
	Sub.	4	Out							
41	Serve	2	Serve Hit							
			Opp. Error							
42	Point	TEAM	Point	+	1	17-16		Spike	9	Fault
43	Serve	2	Serve Hit	+		17-17				
	Sub.	2	Out					Spike	9	Spike
	Sub.	4	In							
44	Block	6	Fault	+		17-18	1	Serve	11	Serve Hit
								Spike	2	Spike
45										Opp. Error
46	Spike	12	Fault					Serve	11	Serve Hit
						17-19	2	+	Point	TEAM
			Time Out							Point
47								Serve	11	Serve Hit
	Spike	8	Fault					Block	2	Kill Block
48						17-20	3	+	Point	TEAM
49										Point
	Spike	8	Spike	+		18-20	2	Serve	11	Serve Hit
			Opp. Error					Block	2	Fault
50	Serve	1	Serve Hit							
				+		19-20	1	Set	11	Fault
51	Serve	1	Serve Hit							
			Opp. Error					Spike	2	Fault
52	Point	TEAM	Point	+		20-20				
53	Serve	1	Serve Hit							
	Block	6	Kill Block					Spike	2	Fault
54	Point	TEAM	Point	+	1	21-20				
55	Serve	1	Serve Hit							
	Block	6	Fault	+		21-21		Spike	2	Spike
										Opp. Error



SAT 13 JUL 2019

Play by Play

Start Time 17:30 - End Time 18:53

Match Duration: 1h23

3rd Set

Rally	FRA - France			Lead	Score	Lead	RUS - Russia		
56	Reception	9	Reception Fault				Serve	9	Ace
57					21-22	1	+ Point	TEAM	Point
			Time Out						
58	Reception	11	Reception Fault				Serve	9	Ace
59					21-23	2	+ Point	TEAM	Point
60							Serve	9	Fault
61	Serve	8	Opp. Error Fault	+	22-23	1			
62				+	22-24	2			Opp. Error
				+	22-25	3	Serve Spike	13 3	Serve Hit Spike

LEGEND

+ Point scored by team

Opp. Opponent

Sub. Substitution



SAT 13 JUL 2019
Start Time 17:30 - End Time 18:53
Match Duration 1h23

Results
P2

FRA vs RUS
0 3

Team	Sets	1	2	3	Total
FRA	0	18	20	22	60
RUS	3	25	25	25	75
	Playing Time	24min	24min	27min	1h15

First Referee: GRIEDER (SUI)

Second Referee: LOT (ITA)

FRA - France								
No.	Name	Pos.	1	2	3	4	5	Pts
1	WALGENWITZ Dimitri	S	6	6	6			2
2	CAPET Maxime	OS		4	4			1
3	BASIC Luka (C)	MB		9				1
4	KABA Kevin	MB	5	5	5			6
5	MEYER Leo	S						
6	RODRIGUEZ Kevin	MB	2	2	2			6
7	PREVERT Gildas	MB						
8	DEROUILLO Pierre	WS	1	1	1			5
9	CARLE Timothee	WS	4	4	4			7
10	THORAL Thibault	WS						
11	DIEZ Benjamin	L	L	L	L			
12	WINKELMULLER Julien	OS	3	3	3			11

RUS - Russia								
No.	Name	Pos.	1	2	3	4	5	Pts
1	PANKOV Pavel (C)	S	6	1				1
2	KLETS Kirill	OS	3	4	3			10
3	SURMACHEVSKIY Andrey	WS	4	5	4			10
4	KONONOV Aleksei	MB	5	6	5			6
7	URSOV Kirill	WS	3					
8	PAKSHIN Roman	WS						
9	BOGDAN Denis	WS	1	2	1			15
10	YAKOVLEV Dmitry	OS						
11	POROSHIN Roman	S		1	6			1
13	BELOGORTSEV Maksim	MB	2	3	2			6
16	MELNIKOV Aleksandr	MB						
19	KRIVITCHENKO Semen	L	L	L	L			

Coach LE MARREC Loic
Assistant Coach BELMADI Slimane / ROLAND Dominique

Coach VERBOV Aleksey
Assistant Coach SIDENKO Konstantin

TEAM AND PLAYER PERFORMANCES

Won	Total Atts	No. Name	Scoring Skills	Won	Total Atts	No. Name
31	70	Total Team	Spike	38	76	Total Team
11	28	12 WINKELMULLER Julien		13	23	9 BOGDAN Denis
7	16	9 CARLE Timothee		10	17	3 SURMACHEVSKIY Andrey
5	11	8 DEROUILLO Pierre		9	21	2 KLETS Kirill
7	30	Total Team	Block	7	30	Total Team
3	10	6 RODRIGUEZ Kevin		4	8	13 BELOGORTSEV Maksim
2	3	1 WALGENWITZ Dimitri		1	8	2 KLETS Kirill
2	11	4 KABA Kevin		1	9	4 KONONOV Aleksei
1	62	Total Team	Serve	4	73	Total Team
1	6	4 KABA Kevin		2	11	9 BOGDAN Denis
				1	13	13 BELOGORTSEV Maksim
				1	10	1 PANKOV Pavel
40		Total Team	Opp. Error	42		Total Team
79	162	Total Team	Total	91	179	Total Team
11	42	12 WINKELMULLER Julien	Best Scorer	15	35	9 BOGDAN Denis

LEGEND

(C) Team Captain
nn Substitute where nn = shirt number of outgoing player
MB Middle blocker
OS Opposite hitter
S Setter
n Starting line-up where n= starting position on court
Atts Attempts
No. Shirt Number
Pos Playing Position
WS Outside hitter
L Substitute Libero
L Libero
Opp. Opponent
Pts Points scored



SAT 13 JUL 2019

Start Time 17:30 - End Time 18:53

Match Duration: 1h23

Match Statistics

P3

FRA vs RUS


0 3


Team	Sets	1	2	3	Total
FRA	0	18	20	22	60
RUS	3	25	25	25	75
	Playing Time	24min	24min	27min	1h15


First Referee: GRIEDER (SUI)

Second Referee: LOT (ITA)

FRA - France

Scoring Spike	Rk	No.	Name	Spikes	Faults	Shots	Total Attempts	Eff %
	1	2	CAPET Maxime	1	-	-	1	100.00
	2	6	RODRIGUEZ Kevin	3	-	2	5	60.00
	3	9	CARLE Timothee	7	2	7	16	31.25
	4	4	KABA Kevin	3	2	-	5	20.00
	5	12	WINKELMULLER Julien	11	6	11	28	17.86
	8		DEROILLON Pierre	5	4	2	11	
	3		BASIC Luka	1	1	1	3	
	1		WALGENWITZ Dimitri	-	-	1	1	
	5		MEYER Leo	-	-	-	-	
	7		PREVERT Gildas	-	-	-	-	
	10		THORAL Thibault	-	-	-	-	
11		DIEZ Benjamin	-	-	-	-		
Limit								
15.00%								
Team Totals				31	15	24	70	22.86

Scoring Block	Rk	No.	Name	Kill Blocks	Faults	Rebounds	Total Attempts	Avg. by Set
	1	6	RODRIGUEZ Kevin	3	3	4	10	1.00
	2	4	KABA Kevin	2	2	7	11	0.67
	2	1	WALGENWITZ Dimitri	2	1	-	3	0.67
	9		CARLE Timothee	-	-	3	3	
	3		BASIC Luka	-	-	1	1	
	8		DEROILLON Pierre	-	1	-	1	
	12		WINKELMULLER Julien	-	1	-	1	
	2		CAPET Maxime	-	-	-	-	
	5		MEYER Leo	-	-	-	-	
	7		PREVERT Gildas	-	-	-	-	
	10		THORAL Thibault	-	-	-	-	
11		DIEZ Benjamin	-	-	-	-		
Team Totals				7	8	15	30	2.33

Scoring Service	Rk	No.	Name	Aces	Faults	Serve Hits	Total Attempts	Avg. by Set
	1	4	KABA Kevin	1	1	4	6	0.33
	12		WINKELMULLER Julien	-	2	11	13	
	8		DEROILLON Pierre	-	5	6	11	
	1		WALGENWITZ Dimitri	-	-	10	10	
	6		RODRIGUEZ Kevin	-	1	9	10	
	9		CARLE Timothee	-	5	3	8	
	2		CAPET Maxime	-	1	2	3	
	3		BASIC Luka	-	1	-	1	
	5		MEYER Leo	-	-	-	-	
	7		PREVERT Gildas	-	-	-	-	
	10		THORAL Thibault	-	-	-	-	
11		DIEZ Benjamin	-	-	-	-		
Team Totals				1	16	45	62	0.33

Team	Opponent Errors & Team Faults	40	-		
------	-------------------------------	----	---	--	--



SAT 13 JUL 2019


Start Time 17:30 - End Time 18:53


Match Duration: 1h23


Match Statistics

P3

FRA - France

Non-Scoring Dig	Rk	No.	Name	Digs	Faults	Receptions	Total Attempts	Avg. by Set
		11	DIEZ Benjamin	-	1	5	6	
		12	WINKELMULLER Julien	-	1	4	5	
		1	WALGENWITZ Dimitri	-	2	-	2	
		8	DEROILLON Pierre	-	-	2	2	
		4	KABA Kevin	-	1	-	1	
		2	CAPET Maxime	-	-	-	-	
		3	BASIC Luka	-	-	-	-	
		5	MEYER Leo	-	-	-	-	
		6	RODRIGUEZ Kevin	-	-	-	-	
		7	PREVERT Gildas	-	-	-	-	
		9	CARLE Timothee	-	-	-	-	
	10	THORAL Thibault	-	-	-	-		
Team Totals				-	5	11	16	

Non-Scoring Set	Rk	No.	Name	Running Sets	Faults	Still Sets	Total Attempts	Avg. by Set
		1	WALGENWITZ Dimitri	-	1	-	1	
		2	CAPET Maxime	-	-	-	-	
		3	BASIC Luka	-	-	-	-	
		4	KABA Kevin	-	-	-	-	
		5	MEYER Leo	-	-	-	-	
		6	RODRIGUEZ Kevin	-	-	-	-	
		7	PREVERT Gildas	-	-	-	-	
		8	DEROILLON Pierre	-	-	-	-	
		9	CARLE Timothee	-	-	-	-	
		10	THORAL Thibault	-	-	-	-	
		11	DIEZ Benjamin	-	-	-	-	
		12	WINKELMULLER Julien	-	-	-	-	
Team Totals				-	1	-	1	

Non-Scoring Reception	Rk	No.	Name	Excellents	Faults	Serve Receptions	Total Attempts	Succ. %
	1	11	DIEZ Benjamin	5	1	7	13	38.46
	2	3	BASIC Luka	1	-	2	3	33.33
	3	9	CARLE Timothee	5	3	8	16	31.25
	4	8	DEROILLON Pierre	4	-	20	24	16.67
		4	KABA Kevin	-	-	1	1	
		1	WALGENWITZ Dimitri	-	-	-	-	
		2	CAPET Maxime	-	-	-	-	
		5	MEYER Leo	-	-	-	-	
		6	RODRIGUEZ Kevin	-	-	-	-	
		7	PREVERT Gildas	-	-	-	-	
		10	THORAL Thibault	-	-	-	-	
		12	WINKELMULLER Julien	-	-	-	-	
Limit								
25.00%	Team Totals			15	4	38	57	26.32



SAT 13 JUL 2019


Start Time 17:30 - End Time 18:53


Match Duration: 1h23


Match Statistics

P3

RUS - Russia

Scoring Spike	Rk	No.	Name	Spikes	Faults	Shots	Total Attempts	Eff %	
	1	4	KONONOV Aleksei	5	-	4	9	55.56	
	2	3	SURMACHEVSKIY Andrey	10	2	5	17	47.06	
	3	9	BOGDAN Denis	13	4	6	23	39.13	
	4	2	KLETS Kirill	9	5	7	21	19.05	
		13	BELOGORTSEV Maksim	1	1	2	4		
		1	PANKOV Pavel	-	-	1	1		
		19	KRIVITCHENKO Semen	-	-	1	1		
		7	URSOV Kirill	-	-	-	-		
		8	PAKSHIN Roman	-	-	-	-		
		10	YAKOVLEV Dmitry	-	-	-	-		
		11	POROSHIN Roman	-	-	-	-		
		16	MELNIKOVA Aleksandr	-	-	-	-		
	Limit								
	15.00%	Team Totals			38	12	26	76	34.21

Scoring Block	Rk	No.	Name	Kill Blocks	Faults	Rebounds	Total Attempts	Avg. by Set	
	1	13	BELOGORTSEV Maksim	4	1	3	8	1.33	
	2	11	POROSHIN Roman	1	-	-	1	0.50	
	3	4	KONONOV Aleksei	1	4	4	9	0.33	
	3	2	KLETS Kirill	1	4	3	8	0.33	
		3	SURMACHEVSKIY Andrey	-	2	-	2		
		1	PANKOV Pavel	-	1	-	1		
		9	BOGDAN Denis	-	1	-	1		
		7	URSOV Kirill	-	-	-	-		
		8	PAKSHIN Roman	-	-	-	-		
		10	YAKOVLEV Dmitry	-	-	-	-		
		16	MELNIKOVA Aleksandr	-	-	-	-		
		19	KRIVITCHENKO Semen	-	-	-	-		
	Team Totals				7	13	10	30	2.33

Scoring Service	Rk	No.	Name	Aces	Faults	Serve Hits	Total Attempts	Avg. by Set	
	1	9	BOGDAN Denis	2	3	6	11	0.67	
	2	1	PANKOV Pavel	1	1	8	10	0.50	
	3	13	BELOGORTSEV Maksim	1	3	9	13	0.33	
		2	KLETS Kirill	-	2	9	11		
		3	SURMACHEVSKIY Andrey	-	4	6	10		
		4	KONONOV Aleksei	-	2	8	10		
		11	POROSHIN Roman	-	-	8	8		
		7	URSOV Kirill	-	-	-	-		
		8	PAKSHIN Roman	-	-	-	-		
		10	YAKOVLEV Dmitry	-	-	-	-		
		16	MELNIKOVA Aleksandr	-	-	-	-		
		19	KRIVITCHENKO Semen	-	-	-	-		
	Team Totals				4	15	54	73	1.33

Team	Opponent Errors & Team Faults			
		42	-	



SAT 13 JUL 2019


Start Time 17:30 - End Time 18:53


Match Duration: 1h23


Match Statistics

P3

RUS - Russia

Non-Scoring Dig	Rk	No.	Name	Digs	Faults	Receptions	Total Attempts	Avg. by Set	
		19	KRIVITCHENKO Semen	-	2	6	8		
		3	SURMACHEVSKIY Andrey	-	-	5	5		
		2	KLETS Kirill	-	2	2	4		
		13	BELOGORTSEV Maksim	-	-	2	2		
		4	KONONOV Aleksei	-	1	-	1		
		1	PANKOV Pavel	-	-	-	-		
		7	URSOV Kirill	-	-	-	-		
		8	PAKSHIN Roman	-	-	-	-		
		9	BOGDAN Denis	-	-	-	-		
		10	YAKOVLEV Dmitry	-	-	-	-		
		11	POROSHIN Roman	-	-	-	-		
		16	MELNIKOVA Aleksandr	-	-	-	-		
	Team Totals				-	5	15	20	

Non-Scoring Set	Rk	No.	Name	Running Sets	Faults	Still Sets	Total Attempts	Avg. by Set	
		11	POROSHIN Roman	-	1	-	1		
		1	PANKOV Pavel	-	-	-	-		
		2	KLETS Kirill	-	-	-	-		
		3	SURMACHEVSKIY Andrey	-	-	-	-		
		4	KONONOV Aleksei	-	-	-	-		
		7	URSOV Kirill	-	-	-	-		
		8	PAKSHIN Roman	-	-	-	-		
		9	BOGDAN Denis	-	-	-	-		
		10	YAKOVLEV Dmitry	-	-	-	-		
		13	BELOGORTSEV Maksim	-	-	-	-		
		16	MELNIKOVA Aleksandr	-	-	-	-		
		19	KRIVITCHENKO Semen	-	-	-	-		
	Team Totals				-	1	-	1	

Non-Scoring Reception	Rk	No.	Name	Excellents	Faults	Serve Receptions	Total Attempts	Succ. %	
	1	4	KONONOV Aleksei	1	-	-	1	100.00	
	1	13	BELOGORTSEV Maksim	1	-	-	1	100.00	
	3	3	SURMACHEVSKIY Andrey	5	-	2	7	71.43	
	4	9	BOGDAN Denis	11	1	9	21	52.38	
	5	19	KRIVITCHENKO Semen	6	-	9	15	40.00	
		11	POROSHIN Roman	-	-	1	1		
		1	PANKOV Pavel	-	-	-	-		
		2	KLETS Kirill	-	-	-	-		
		7	URSOV Kirill	-	-	-	-		
		8	PAKSHIN Roman	-	-	-	-		
		10	YAKOVLEV Dmitry	-	-	-	-		
		16	MELNIKOVA Aleksandr	-	-	-	-		
	Limit								
	25.00%	Team Totals			24	1	21	46	52.17

LEGEND

Avg. Average

Eff. Efficiency

No. Shirt Number

Rk Rank

Succ Success %



FRI 12 JUL 2019

Start List

Start Time 14:30

CZE vs POR

P1

First Refere LEE (HKG)

Second Refere REJAEYAN (FRA)

CZE - Czech Republic

Shirt colour Blue

No.	Name	Shirt Name	Pos.	Han.	Height	Weight	Highest Reac		Date of Birth	Tournament Totals				
							Spike cm	Block cm		Spik	Bloc	Serv	Total	%
2	TIBITANZL Martin		MB		1.99	93	0	0	30 MAY 199	24	10	4	38	20.00
4	HLADIK Martin		OS		1.96	100	0	0	29 SEP 1996	70	9	2	81	42.63
5	MOTYCKA Jakub		WS		1.92	82	0	0	26 MAY 199	8	0	0	8	4.21
6	KUPILIK Filip		S		1.88	82	0	0	10 NOV 199	0	3	0	3	1.58
7	SULC Marek		WS		1.90	85	0	0	15 FEB 1998	21	4	2	27	14.21
8	KRAFFER Jiri		WS		1.92	88	0	0	6 JUN 1996	15	2	0	17	8.95
9	BARTOS Pavel (C)		S		1.91	84	0	0	20 APR 1994	6	4	2	12	6.32
10	JAKUBEC Vit		MB		2.02	80	0	0	28 FEB 1996	10	0	1	11	5.79
11	JANKU David		WS		1.93	92	0	0	16 JUN 1995	48	6	9	63	33.16
12	MIKULENKA Vladimir		MB		1.98	93	0	0	30 OCT 199	13	6	1	20	10.53
13	INDRA Patrik		OS		2.00	90	0	0	8 DEC 1997	46	3	4	53	27.89
16	KOVARIK Michael		L		1.90	80	0	0	19 NOV 199	0	0	0	0	0
Coac VASINA Lubomir							Assista MELICHAREK Zdenek							

Phase	Opponent	Sets	Points per Set
Preliminary - Group	CHI	3 - 0	25 - 13, 25 - 15, 30 - 28
Preliminary - Group	TPE	3 - 1	25 - 23, 25 - 18, 24 - 26, 25 - 21
Preliminary - Group	UKR	3 - 1	26 - 28, 25 - 13, 25 - 21, 25 - 22
Preliminary - Group	HKG	3 - 1	22 - 25, 25 - 19, 25 - 18, 25 - 10
Quarter-finals	FRA	1 - 3	22 - 25, 17 - 25, 26 - 24, 19 - 25

POR - Portugal

Shirt colour Red

No.	Name	Shirt Name	Pos.	Han.	Height	Weight	Highest Reac		Date of Birth	Tournament Totals				
							Spike cm	Block cm		Spik	Bloc	Serv	Total	%
1	SANTOS Frederico		S		1.90	73	335	320	16 SEP 1997	0	0	0	0	0
2	MENEZES Guilherme		MB		1.97	92	325	300	20 DEC 200	20	5	3	28	16.67
3	CAVALCANTI Rafael		OS		1.90	80	316	295	20 OCT 199	0	0	1	1	0.60
4	SINFRONIO Miguel		MB		1.96	92	350	330	18 MAR 199	23	10	3	36	21.43
5	ROSA Andre (C)		OS		1.94	85	325	300	26 JAN 1997	57	5	6	68	40.48
6	CUNHA Miquel		OS		1.96	99	325	298	18 AUG 199	6	1	0	7	4.17
7	REIS Afonso		S		1.83	79	305	280	9 AUG 1999	4	2	3	9	5.36
8	PEIXOTO Miguel		L		1.72	67	295	275	28 AUG 200	0	0	0	0	0
9	GOMES Diogo		L		1.82	76	294	273	5 JAN 1996	0	0	0	0	0
10	CUNHA Bruno		OS		1.94	92	325	298	18 AUG 199	75	8	4	87	51.79
11	MARQUES Andre		OS		1.88	73	325	310	10 APR 2000	25	6	1	32	19.05
12	BELO Jose		MB		1.94	85	330	315	5 DEC 1999	0	0	1	1	0.60
Coac JOSE Joao							Assista PRATA Carlos / MEDEIROS Rodrigo							

Phase	Opponent	Sets	Points per Set
Preliminary - Group	RUS	1 - 3	26 - 24, 15 - 25, 20 - 25, 17 - 25
Preliminary - Group	KOR	3 - 1	25 - 21, 25 - 20, 27 - 29, 25 - 8
Preliminary - Group	CHN	3 - 0	25 - 22, 25 - 18, 25 - 18
Preliminary - Group	USA	3 - 0	25 - 19, 33 - 31, 25 - 21
Quarter-finals	ITA	0 - 3	16 - 25, 21 - 25, 15 - 25

LEGEND

%	Percentage of total team s	(C)	Team Captain	BH	Both Handed	F1	Gold-medal Match	F3	Bronze-medal Match
Han	Handedness	L	Libero	LH	Left Handed	MB	Middle blocker	No.	Shirt Number
S	Setter	SF5	Semifinals 5-8	SFL	Semi-finals	WS	Outside hitter	RH	Right Handed



FRI 12 JUL 2019
Start Time 14:44 - End Time 16:37
Match Duration 1h52

Results
P2

CZE vs POR
3 1

Team	Sets	1	2	3	4	Total
CZE	3	25	25	21	25	96
POR	1	23	23	25	18	89
	Playing Time	26min	27min	26min	24min	1h43

First Refere LEE (HKG)

Second Refere REJAEYAN (FRA)

CZE - Czech Republic

No.	Name	Pos	1	2	3	4	5	Pts
2	TIBITANZL Martin	MB	1	1	1	1		4
4	HLADIK Martin	OS	2	2	2	2		26
5	MOTYCKA Jakub	WS						
6	KUPLIK Filip	S	4		4			
7	SULC Marek	WS	8	3	3	3		16
8	KRAFFER Jiri	WS	3	11				2
9	BARTOS Pavel (C)	S	5	5	5	5		2
10	JAKUBEC Vit	MB	4	4	4	4		5
11	JANKU David	WS	6	6	6	6		11
12	MIKULENKA Vladimir	MB					10	
13	INDRA Patrik	OS	9		9			
16	KOVARIK Michael	L	L	L	L	L		

POR - Portugal

No.	Name	Pos	1	2	3	4	5	Pts
1	SANTOS Frederico	S	10	10		7		
2	MENEZES Guilherme	MB	3					2
3	CAVALCANTI Rafael	OS						
4	SINFRONIO Miguel	MB	6	1	6	1		10
5	ROSA Andre (C)	OS	2	3	2	3		10
6	CUNHA Miguel	OS	7	7		5		1
7	REIS Afonso	S	1	2	1	2		2
8	PEIXOTO Miguel	L						
9	GOMES Diogo	L	L	L	L	L		
10	CUNHA Bruno	OS	4	5	4	5		23
11	MARQUES Andre	OS	5	6	5	6		12
12	BELO Jose	MB	2	4	3	4		7

Coach VASINA Lubomir
Assistant Coach MELICHAREK Zdenek

Coach JOSE Joao
Assistant Coach PRATA Carlos / MEDEIROS Rodrigo

TEAM AND PLAYER PERFORMANCES

Won	Total Atts	No. Name	Scoring Skills	Won	Total Atts	No. Name
51	101	Total Team	Spike	53	114	Total Team
22	37	4 HLADIK Martin		20	42	10 CUNHA Bruno
13	20	7 SULC Marek		9	12	4 SINFRONIO Miguel
8	23	11 JANKU David		8	21	11 MARQUES Andre
8	48	Total Team	Block	5	47	Total Team
2	12	11 JANKU David		2	9	10 CUNHA Bruno
2	9	4 HLADIK Martin		2	12	12 BELO Jose
2	4	7 SULC Marek		1	6	11 MARQUES Andre
7	95	Total Team	Serve	9	90	Total Team
2	21	9 BARTOS Pavel		3	15	11 MARQUES Andre
2	15	4 HLADIK Martin		3	19	5 ROSA Andre
1	21	2 TIBITANZL Martin		1	13	10 CUNHA Bruno
78		Total Team	Opp. Error	60		Total Team
144	244	Total Team	Total	127	251	Total Team
26	61	4 HLADIK Martin	Best Scorer	23	64	10 CUNHA Bruno

LEGEND

(C) Team Captain
nn Substitute where nn = shirt number of outgoing player
MB Middle blocker
OS Opposite hitter
S Setter
n Starting line-up where n= starting position on court
Atts Attempts
No. Shirt Number
Pos Playing Position
WS Outside hitter
L Substitute Libero
L Libero
Opp Opponent
Pts Points scored



FRI 12 JUL 2019

Start Time 14:44 - End Time 16:37

Match Duration: 1h52

Match Statistics

P3


CZE vs POR
3 1


Team	Sets	1	2	3	4	Total
CZE	3	25	25	21	25	96
POR	1	23	23	25	18	89
	Playing Time	26min	27min	26min	24min	1h43


First Refere LEE (HKG)

Second Refere REJAEYAN (FRA)

CZE - Czech Republic

Scoring Spike	Rk	No.	Name	Spikes	Faults	Shots	Total Attempts	Eff %	
	1	7	SULC Marek	13	1	6	20	60.00	
	2	4	HLADIK Martin	22	4	11	37	48.65	
	3	8	KRAFFER Jiri	2	1	-	3	33.33	
	4	10	JAKUBEC Vit	4	2	2	8	25.00	
	5	11	JANKU David	8	3	12	23	21.74	
		2	TIBITANZL Martin	2	1	4	7		
		9	BARTOS Pavel	-	-	2	2		
		13	INDRA Patrik	-	-	1	1		
		5	MOTYCKA Jakub	-	-	-	-		
		6	KUPILIK Filip	-	-	-	-		
		12	MIKULENKA Vladimir	-	-	-	-		
		16	KOVARIK Michael	-	-	-	-		
	Limit								
	15.00%								
	Team Totals				51	12	38	101	38.61

Scoring Block	Rk	No.	Name	Kill Blocks	Faults	Rebounds	Total Attempts	Avg. by Set
	1	11	JANKU David	2	6	4	12	0.50
	1	4	HLADIK Martin	2	2	5	9	0.50
	1	7	SULC Marek	2	1	1	4	0.50
	4	2	TIBITANZL Martin	1	5	3	9	0.25
	4	10	JAKUBEC Vit	1	3	4	8	0.25
		8	KRAFFER Jiri	-	2	1	3	
		9	BARTOS Pavel	-	1	1	2	
		16	KOVARIK Michael	-	-	1	1	
		5	MOTYCKA Jakub	-	-	-	-	
		6	KUPILIK Filip	-	-	-	-	
		12	MIKULENKA Vladimir	-	-	-	-	
		13	INDRA Patrik	-	-	-	-	
	Team Totals				8	20	20	48

Scoring Service	Rk	No.	Name	Aces	Faults	Serve Hits	Total Attempts	Avg. by Set
	1	9	BARTOS Pavel	2	-	19	21	0.50
	1	4	HLADIK Martin	2	4	9	15	0.50
	3	2	TIBITANZL Martin	1	2	18	21	0.25
	3	7	SULC Marek	1	1	10	12	0.25
	3	11	JANKU David	1	4	5	10	0.25
		10	JAKUBEC Vit	-	2	11	13	
		8	KRAFFER Jiri	-	1	1	2	
		6	KUPILIK Filip	-	-	1	1	
		5	MOTYCKA Jakub	-	-	-	-	
		12	MIKULENKA Vladimir	-	-	-	-	
		13	INDRA Patrik	-	-	-	-	
		16	KOVARIK Michael	-	-	-	-	
	Team Totals				7	14	74	95

Team	Opponent Errors & Team Faults	78	-		
------	-------------------------------	----	---	--	--



FRI 12 JUL 2019


Start Time 14:44 - End Time 16:37


Match Duration: 1h52


Match Statistics

P3

CZE - Czech Republic

Non-Scoring Dig	Rk	No.	Name	Digs	Faults	Receptions	Total Attempts	Avg. by Set
	1	16	KOVARIK Michael	3	3	9	15	3.00
	2	11	JANKU David	3	2	1	6	0.75
	3	7	SULC Marek	2	1	3	6	0.50
	4	2	TIBITANZL Martin	1	1	-	2	0.25
		4	HLADIK Martin	-	1	4	5	
		9	BARTOS Pavel	-	-	3	3	
		6	KUPILIK Filip	-	2	-	2	
		5	MOTYCKA Jakub	-	-	-	-	
		8	KRAFFER Jiri	-	-	-	-	
		10	JAKUBEC Vit	-	-	-	-	
		12	MIKULENKA Vladimir	-	-	-	-	
		13	INDRA Patrik	-	-	-	-	
	Team Totals				9	10	20	39

Non-Scoring Set	Rk	No.	Name	Running Sets	Faults	Still Sets	Total Attempts	Avg. by Set
	1	9	BARTOS Pavel	55	-	21	76	13.75
	2	16	KOVARIK Michael	5	-	1	6	5.00
	3	6	KUPILIK Filip	2	-	-	2	1.00
	4	7	SULC Marek	1	-	-	1	0.25
		4	HLADIK Martin	-	-	2	2	
		11	JANKU David	-	-	2	2	
		2	TIBITANZL Martin	-	-	1	1	
		5	MOTYCKA Jakub	-	-	-	-	
		8	KRAFFER Jiri	-	-	-	-	
		10	JAKUBEC Vit	-	-	-	-	
		12	MIKULENKA Vladimir	-	-	-	-	
		13	INDRA Patrik	-	-	-	-	
	Team Totals				63	-	27	90

Non-Scoring Reception	Rk	No.	Name	Excellents	Faults	Serve Receptions	Total Attempts	Succ. %
	1	11	JANKU David	22	6	12	40	55.00
	2	7	SULC Marek	5	1	6	12	41.67
	3	16	KOVARIK Michael	5	2	8	15	33.33
	3	8	KRAFFER Jiri	1	-	2	3	33.33
		2	TIBITANZL Martin	-	-	1	1	
		9	BARTOS Pavel	-	-	1	1	
		10	JAKUBEC Vit	-	-	1	1	
		4	HLADIK Martin	-	-	-	-	
		5	MOTYCKA Jakub	-	-	-	-	
		6	KUPILIK Filip	-	-	-	-	
		12	MIKULENKA Vladimir	-	-	-	-	
		13	INDRA Patrik	-	-	-	-	
	Limit	25.00%						
Team Totals				33	9	31	73	45.21



FRI 12 JUL 2019


Start Time 14:44 - End Time 16:37


Match Duration: 1h52


Match Statistics

P3

POR - Portugal

Scoring Spike	Rk	No.	Name	Spikes	Faults	Shots	Total Attempts	Eff %
	1	4	SINFRONIO Miguel	9	-	3	12	75.00
	2	12	BELO Jose	5	-	5	10	50.00
	3	10	CUNHA Bruno	20	7	15	42	30.95
	4	11	MARQUES Andre	8	3	10	21	23.81
		5	ROSA Andre	7	5	7	19	
		2	MENEZES Guilherme	2	2	-	4	
		6	CUNHA Miguel	1	1	2	4	
		7	REIS Afonso	1	1	-	2	
		1	SANTOS Frederico	-	-	-	-	
		3	CAVALCANTI Rafael	-	-	-	-	
		8	PEIXOTO Miguel	-	-	-	-	
		9	GOMES Diogo	-	-	-	-	
	Limit							
15.00%	Team Totals			53	19	42	114	29.82

Scoring Block	Rk	No.	Name	Kill Blocks	Faults	Rebounds	Total Attempts	Avg. by Set
	1	12	BELO Jose	2	5	5	12	0.50
	1	10	CUNHA Bruno	2	5	2	9	0.50
	3	11	MARQUES Andre	1	1	4	6	0.25
		5	ROSA Andre	-	3	3	6	
		7	REIS Afonso	-	3	3	6	
		4	SINFRONIO Miguel	-	3	2	5	
		2	MENEZES Guilherme	-	1	1	2	
		6	CUNHA Miguel	-	1	-	1	
		1	SANTOS Frederico	-	-	-	-	
		3	CAVALCANTI Rafael	-	-	-	-	
		8	PEIXOTO Miguel	-	-	-	-	
		9	GOMES Diogo	-	-	-	-	
	Team Totals				5	22	20	47

Scoring Service	Rk	No.	Name	Aces	Faults	Serve Hits	Total Attempts	Avg. by Set
	1	5	ROSA Andre	3	4	12	19	0.75
	1	11	MARQUES Andre	3	2	10	15	0.75
	3	7	REIS Afonso	1	-	15	16	0.25
	3	10	CUNHA Bruno	1	4	8	13	0.25
	3	4	SINFRONIO Miguel	1	1	9	11	0.25
		12	BELO Jose	-	6	4	10	
		1	SANTOS Frederico	-	-	3	3	
		2	MENEZES Guilherme	-	-	3	3	
		3	CAVALCANTI Rafael	-	-	-	-	
		6	CUNHA Miguel	-	-	-	-	
		8	PEIXOTO Miguel	-	-	-	-	
		9	GOMES Diogo	-	-	-	-	
	Team Totals				9	17	64	90

Team	Opponent Errors & Team Faults	60	-		
-------------	--	-----------	----------	--	--



FRI 12 JUL 2019


Start Time 14:44 - End Time 16:37


Match Duration: 1h52


Match Statistics

P3

POR - Portugal

Non-Scoring Dig	Rk	No.	Name	Digs	Faults	Receptions	Total Attempts	Avg. by Set
	1	9	GOMES Diogo	2	3	2	7	2.00
	2	10	CUNHA Bruno	3	8	1	12	0.75
	3	11	MARQUES Andre	1	2	1	4	0.25
	3	5	ROSA Andre	1	1	1	3	0.25
	7		REIS Afonso	-	5	6	11	
	4		SINFRONIO Miguel	-	1	-	1	
	12		BELO Jose	-	1	-	1	
	1		SANTOS Frederico	-	-	-	-	
	2		MENEZES Guilherme	-	-	-	-	
	3		CAVALCANTI Rafael	-	-	-	-	
	6		CUNHA Miguel	-	-	-	-	
	8		PEIXOTO Miguel	-	-	-	-	
Team Totals				7	21	11	39	1.75

Non-Scoring Set	Rk	No.	Name	Running Sets	Faults	Still Sets	Total Attempts	Avg. by Set
	1	7	REIS Afonso	39	-	24	63	9.75
	2	1	SANTOS Frederico	17	-	3	20	5.67
	3	9	GOMES Diogo	2	-	6	8	2.00
	11		MARQUES Andre	-	-	2	2	
	4		SINFRONIO Miguel	-	-	1	1	
	10		CUNHA Bruno	-	-	1	1	
	2		MENEZES Guilherme	-	-	-	-	
	3		CAVALCANTI Rafael	-	-	-	-	
	5		ROSA Andre	-	-	-	-	
	6		CUNHA Miguel	-	-	-	-	
	8		PEIXOTO Miguel	-	-	-	-	
	12		BELO Jose	-	-	-	-	
Team Totals				58	-	37	95	14.50

Non-Scoring Reception	Rk	No.	Name	Excellents	Faults	Serve Receptions	Total Attempts	Succ. %
	1	12	BELO Jose	1	-	-	1	100.00
	2	9	GOMES Diogo	12	-	6	18	66.67
	3	11	MARQUES Andre	14	3	20	37	37.84
	4	5	ROSA Andre	9	4	11	24	37.50
	1		SANTOS Frederico	-	-	-	-	
	2		MENEZES Guilherme	-	-	-	-	
	3		CAVALCANTI Rafael	-	-	-	-	
	4		SINFRONIO Miguel	-	-	-	-	
	6		CUNHA Miguel	-	-	-	-	
	7		REIS Afonso	-	-	-	-	
	8		PEIXOTO Miguel	-	-	-	-	
	10		CUNHA Bruno	-	-	-	-	
Limit	25.00%							
Team Totals				36	7	37	80	45.00

LEGEND

Avg. Average

Eff. Efficiency

No. Shirt Number

Rk Rank

Suc Success %



FRI 12 JUL 2019
Start Time 12:00

Start List

TPE vs JPN

P1

First Refere KOVAR (CZE)

Second Refere HEMELGARN (USA)

TPE - Chinese Taipei

Shirt colour White

No.	Name	Shirt Name	Pos.	Han.	Height	Weight	Highest Reac		Date of Birth	Tournament Totals				
							Spike cm	Block cm		Spik	Bloc	Serv	Total	%
2	JHANG Yun-Liang		L		1.66	76	0	0	28 AUG 199	1	0	0	1	0.65
3	LIU Chia-Chang		S		1.83	67	0	0	2 OCT 1999	0	0	0	0	0
4	CHEN Cheng-Chi		MB		1.92	85	0	0	29 JAN 1999	21	9	2	32	20.92
6	CHANG Ching-Hsiang		WS		1.88	80	0	0	12 DEC 199	2	0	0	2	1.31
7	SHIH Hsiu-Chih		S		1.85	79	0	0	24 JUL 1995	2	3	7	12	7.84
8	CHEN Chien-Ting		MB		1.93	90	0	0	23 MAR 199	3	3	0	6	3.92
9	KAO Wei-Cheng		OS		1.80	70	0	0	29 OCT 199	54	2	1	57	37.25
10	SU Hou-Chen		WS		1.81	84	0	0	14 SEP 1995	0	0	0	0	0
11	WU Tsung-Hsuan (C)		OS		1.87	84	0	0	9 JUL 1994	84	6	7	97	63.40
12	SUNG Po-Ting		WS		1.86	84	0	0	2 SEP 1998	40	5	4	49	32.03
19	LIN Yu-Cheng		MB		1.95	85	0	0	7 NOV 1999	9	2	2	13	8.50

Coac MORO Branislav

Assista VULICEVIC Dejan / LIU Kuo Tai

Phase	Opponent	Sets	Points per Set
Preliminary - Group	UKR	3 - 2	25 - 22, 15 - 25, 22 - 25, 25 - 17,
Preliminary - Group	CZE	1 - 3	23 - 25, 18 - 25, 26 - 24, 21 - 25
Preliminary - Group	HKG	3 - 0	25 - 13, 25 - 18, 25 - 17
Preliminary - Group	CHI	3 - 1	22 - 25, 25 - 18, 25 - 14, 25 - 9
Quarter-finals	POL	0 - 3	17 - 25, 18 - 25, 9 - 25

JPN - Japan

Shirt colour Red

No.	Name	Shirt Name	Pos.	Han.	Height	Weight	Highest Reac		Date of Birth	Tournament Totals				
							Spike cm	Block cm		Spik	Bloc	Serv	Total	%
1	TAKANASHI Kenta		OS		1.89	78	337	320	25 MAR 199	39	2	3	44	26.19
2	KATSUOKA Masato		WS		1.82	77	330	305	3 JUL 1996	3	0	0	3	1.79
3	HIGUCHI Yuki		WS		1.91	79	345	320	27 APR 1996	35	8	3	46	27.38
4	ARAI Yudai		OS		1.88	86	350	330	27 JUN 1998	0	0	0	0	0
5	KORI Hiroya		WS		1.95	83	345	330	6 FEB 1996	2	0	0	2	1.19
6	MIYAURA Kento		OS		1.89	78	339	320	22 FEB 1999	79	4	3	86	51.19
7	MURAYAMA Go		MB		1.91	88	330	315	30 JUL 1998	25	5	1	31	18.45
8	UMEMOTO Rintaro		MB		1.93	78	337	325	9 APR 1998	0	0	0	0	0
9	KASHIMURA Hirohito		MB		1.95	87	345	325	15 JAN 1999	21	6	0	27	16.07
10	KOBAYASHI Mitsuki (C)		S		1.73	69	328	310	10 MAY 199	1	3	2	6	3.57
11	EIRO Motoki		S		1.92	80	328	315	8 JUN 1996	0	0	1	1	0.60
12	OGAWA Tomohiro		L		1.75	66	305	270	4 JUL 1996	0	0	0	0	0

Coac MATSUI Taiji

Assista MATSUNAGA Rio / FUJITA Kazuhiro

Phase	Opponent	Sets	Points per Set
Preliminary - Group	MEX	3 - 0	25 - 15, 25 - 21, 25 - 20
Preliminary - Group	SUI	3 - 1	23 - 25, 25 - 21, 25 - 16, 25 - 21
Preliminary - Group	ITA	0 - 3	22 - 25, 19 - 25, 19 - 25
Preliminary - Group	ARG	3 - 0	25 - 20, 25 - 23, 25 - 18
Quarter-finals	RUS	1 - 3	21 - 25, 11 - 25, 25 - 23, 14 - 25

LEGEND

% Percentage of total team s (C) Team Captain BH Both Handed F1 Gold-medal Match F3 Bronze-medal Match
Han Handedness L Libero LH Left Handed MB Middle blocker No. Shirt Number
S Setter SF5 Semifinals 5-8 SFL Semi-finals WS Outside hitter RH Right Handed



FRI 12 JUL 2019
Start Time 11:59 - End Time 14:09
Match Duration 2h9

Results
P2

TPE vs JPN
1 3

Team	Sets	1	2	3	4	Total
TPE	1	31	23	25	22	101
JPN	3	33	25	16	25	99
	Playing Time	37min	30min	26min	26min	1h59

First Refere KOVAR (CZE)

Second Refere HEMELGARN (USA)

TPE - Chinese Taipei								
No.	Name	Pos	1	2	3	4	5	Pts
2	JHANG Yun-Liang	L	L	L	L	L		
3	LIU Chia-Chang	S		1				2
4	CHEN Cheng-Chi	MB	3	3	1	2		8
6	CHANG Ching-Hsiang	WS			4	8		
7	SHIH Hsiu-Chih	S	1	3	5	6		2
8	CHEN Chien-Ting	MB		6	19	5		5
9	KAO Wei-Cheng	OS	2	2	6	1		17
10	SU Hou-Chen	WS		9		9		
11	WU Tsung-Hsuan (C)	OS	4	4	2	3		26
12	SUNG Po-Ting	WS	5	5	3	4		8
19	LIN Yu-Cheng	MB	6		4			1

JPN - Japan								
No.	Name	Pos	1	2	3	4	5	Pts
1	TAKANASHI Kenta	OS	5	5	5	5		13
2	KATSUOKA Masato	WS	3	3				3
3	HIGUCHI Yuki	WS	2	2		2		1
4	ARAI Yudai	OS			6			
5	KORI Hiroya	WS						
6	MIYAUURA Kento	OS	4	4	4	4		27
7	MURAYAMA Go	MB	3	3	3	3		13
8	UMEMOTO Rintaro	MB						
9	KASHIMURA Hirohito	MB	6	6	6	6		8
10	KOBAYASHI Mitsuki (C)	S	1	1	1	1		4
11	EIRO Motoki	S	10	10	10			
12	OGAWA Tomohiro	L	L	L	L	L		

Coach MORO Branislav
Assistant Coach VULICEVIC Dejan / LIU Kuo Tai

Coach MATSUI Taiji
Assistant Coach MATSUNAGA Rio / FUJITA Kazuhiro

TEAM AND PLAYER PERFORMANCES

Won	Total Atts	No. Name	Scoring Skills	Won	Total Atts	No. Name
62	120	Total Team	Spike	55	114	Total Team
23	42	11 WU Tsung-Hsuan		24	43	6 MIYAUURA Kento
17	31	9 KAO Wei-Cheng		13	26	1 TAKANASHI Kenta
7	19	12 SUNG Po-Ting		11	16	7 MURAYAMA Go
2	36	Total Team	Block	10	47	Total Team
1	7	12 SUNG Po-Ting		4	9	10 KOBAYASHI Mitsuki
1	1	3 LIU Chia-Chang		4	12	9 KASHIMURA Hirohito
				2	15	7 MURAYAMA Go
5	103	Total Team	Serve	4	97	Total Team
3	21	11 WU Tsung-Hsuan		3	19	6 MIYAUURA Kento
1	13	7 SHIH Hsiu-Chih		1	11	2 KATSUOKA Masato
1	17	4 CHEN Cheng-Chi				
70		Total Team	Opp. Error	59		Total Team
139	259	Total Team	Total	128	258	Total Team
26	71	11 WU Tsung-Hsuan	Best Scorer	27	63	6 MIYAUURA Kento

LEGEND

(C) Team Captain
nn Substitute where nn = shirt number of outgoing player
MB Middle blocker
OS Opposite hitter
S Setter
n Starting line-up where n= starting position on court
Atts Attempts
No. Shirt Number
Pos Playing Position
WS Outside hitter
L Substitute Libero
L Libero
Opp Opponent
Pts Points scored



FRI 12 JUL 2019

Start Time 11:59 - End Time 14:09

Match Duration: 2h9

Match Statistics

P3

TPE vs JPN


1 3


Team	Sets	1	2	3	4	Total
TPE	1	31	23	25	22	101
JPN	3	33	25	16	25	99
	Playing Time	37min	30min	26min	26min	1h59


First Refere KOVAR (CZE)

Second Refere HEMELGARN (USA)

TPE - Chinese Taipei

Scoring Spike	Rk	No.	Name	Spikes	Faults	Shots	Total Attempts	Eff %
	1	8	CHEN Chien-Ting	5	-	-	5	100.00
	2	3	LIU Chia-Chang	1	-	1	2	50.00
	3	11	WU Tsung-Hsuan	23	6	13	42	40.48
	4	9	KAO Wei-Cheng	17	5	9	31	38.71
	5	4	CHEN Cheng-Chi	7	2	6	15	33.33
	5	19	LIN Yu-Cheng	1	-	2	3	33.33
		12	SUNG Po-Ting	7	4	8	19	
		7	SHIH Hsiu-Chih	1	1	-	2	
		10	SU Hou-Chen	-	-	1	1	
		2	JHANG Yun-Liang	-	-	-	-	
Limit	6	CHANG Ching-Hsiang	-	-	-	-		
15.00%	Team Totals			62	18	40	120	36.67

Scoring Block	Rk	No.	Name	Kill Blocks	Faults	Rebounds	Total Attempts	Avg. by Set
	1	3	LIU Chia-Chang	1	-	-	1	1.00
	2	12	SUNG Po-Ting	1	1	5	7	0.25
		8	CHEN Chien-Ting	-	5	3	8	
		11	WU Tsung-Hsuan	-	3	5	8	
		4	CHEN Cheng-Chi	-	2	2	4	
		9	KAO Wei-Cheng	-	3	-	3	
		19	LIN Yu-Cheng	-	-	3	3	
		7	SHIH Hsiu-Chih	-	2	-	2	
		2	JHANG Yun-Liang	-	-	-	-	
		6	CHANG Ching-Hsiang	-	-	-	-	
	10	SU Hou-Chen	-	-	-	-		
	Team Totals			2	16	18	36	0.50

Scoring Service	Rk	No.	Name	Aces	Faults	Serve Hits	Total Attempts	Avg. by Set
	1	11	WU Tsung-Hsuan	3	2	16	21	0.75
	2	4	CHEN Cheng-Chi	1	-	16	17	0.25
	2	7	SHIH Hsiu-Chih	1	1	11	13	0.25
		9	KAO Wei-Cheng	-	8	12	20	
		12	SUNG Po-Ting	-	5	13	18	
		8	CHEN Chien-Ting	-	-	5	5	
		19	LIN Yu-Cheng	-	1	4	5	
		6	CHANG Ching-Hsiang	-	-	3	3	
		3	LIU Chia-Chang	-	1	-	1	
		2	JHANG Yun-Liang	-	-	-	-	
	10	SU Hou-Chen	-	-	-	-		
	Team Totals			5	18	80	103	1.25

Team	Opponent Errors & Team Faults	70	-		



FRI 12 JUL 2019


Start Time 11:59 - End Time 14:09


Match Duration: 2h9


Match Statistics

P3

TPE - Chinese Taipei

Non-Scoring Dig	Rk	No.	Name	Digs	Faults	Receptions	Total Attempts	Avg. by Set
	1	2	JHANG Yun-Liang	1	2	6	9	1.00
	2	11	WU Tsung-Hsuan	3	5	3	11	0.75
	3	7	SHIH Hsiu-Chih	1	-	4	5	0.25
		9	KAO Wei-Cheng	-	1	3	4	
		8	CHEN Chien-Ting	-	1	2	3	
		12	SUNG Po-Ting	-	1	2	3	
		4	CHEN Cheng-Chi	-	1	1	2	
		6	CHANG Ching-Hsiang	-	-	1	1	
		3	LIU Chia-Chang	-	-	-	-	
		10	SU Hou-Chen	-	-	-	-	
		19	LIN Yu-Cheng	-	-	-	-	
Team Totals				5	11	22	38	1.25

Non-Scoring Set	Rk	No.	Name	Running Sets	Faults	Still Sets	Total Attempts	Avg. by Set
	1	7	SHIH Hsiu-Chih	57	2	20	79	14.25
	2	3	LIU Chia-Chang	9	-	-	9	9.00
	3	2	JHANG Yun-Liang	1	-	3	4	1.00
	4	10	SU Hou-Chen	1	-	-	1	0.50
	4	19	LIN Yu-Cheng	1	-	-	1	0.50
	6	11	WU Tsung-Hsuan	1	-	-	1	0.25
		9	KAO Wei-Cheng	-	-	3	3	
		12	SUNG Po-Ting	-	-	1	1	
		4	CHEN Cheng-Chi	-	-	-	-	
		6	CHANG Ching-Hsiang	-	-	-	-	
		8	CHEN Chien-Ting	-	-	-	-	
Team Totals				70	2	27	99	17.50

Non-Scoring Reception	Rk	No.	Name	Excellents	Faults	Serve Receptions	Total Attempts	Succ. %	
	1	11	WU Tsung-Hsuan	1	-	-	1	100.00	
	2	2	JHANG Yun-Liang	12	1	8	21	57.14	
	3	9	KAO Wei-Cheng	8	1	15	24	33.33	
	4	12	SUNG Po-Ting	9	2	19	30	30.00	
		10	SU Hou-Chen	-	-	4	4		
		3	LIU Chia-Chang	-	-	-	-		
		4	CHEN Cheng-Chi	-	-	-	-		
		6	CHANG Ching-Hsiang	-	-	-	-		
		7	SHIH Hsiu-Chih	-	-	-	-		
		8	CHEN Chien-Ting	-	-	-	-		
		19	LIN Yu-Cheng	-	-	-	-		
Limit									
25.00%	Team Totals				30	4	46	80	37.50



FRI 12 JUL 2019


Start Time 11:59 - End Time 14:09


Match Duration: 2h9


Match Statistics

P3

JPN - Japan

Scoring Spike	Rk	No.	Name	Spikes	Faults	Shots	Total Attempts	Eff %
	1	7	MURAYAMA Go	11	1	4	16	62.50
	2	6	MIYAURA Kento	24	4	15	43	46.51
	3	9	KASHIMURA Hirohito	4	1	2	7	42.86
	4	1	TAKANASHI Kenta	13	6	7	26	26.92
		2	KATSUOKA Masato	2	3	3	8	
		3	HIGUCHI Yuki	1	-	10	11	
		4	ARAI Yudai	-	1	1	2	
		10	KOBAYASHI Mitsuki	-	-	1	1	
		5	KORI Hiroya	-	-	-	-	
		8	UMEMOTO Rintaro	-	-	-	-	
		11	EIRO Motoki	-	-	-	-	
		12	OGAWA Tomohiro	-	-	-	-	
Limit								
15.00%	Team Totals			55	16	43	114	34.21

Scoring Block	Rk	No.	Name	Kill Blocks	Faults	Rebounds	Total Attempts	Avg. by Set
	1	9	KASHIMURA Hirohito	4	4	4	12	1.00
	1	10	KOBAYASHI Mitsuki	4	2	3	9	1.00
	3	7	MURAYAMA Go	2	8	5	15	0.50
		1	TAKANASHI Kenta	-	3	1	4	
		3	HIGUCHI Yuki	-	1	3	4	
		2	KATSUOKA Masato	-	2	-	2	
		6	MIYAURA Kento	-	1	-	1	
		4	ARAI Yudai	-	-	-	-	
		5	KORI Hiroya	-	-	-	-	
		8	UMEMOTO Rintaro	-	-	-	-	
		11	EIRO Motoki	-	-	-	-	
		12	OGAWA Tomohiro	-	-	-	-	
Team Totals				10	21	16	47	2.50

Scoring Service	Rk	No.	Name	Aces	Faults	Serve Hits	Total Attempts	Avg. by Set
	1	6	MIYAURA Kento	3	4	12	19	0.75
	2	2	KATSUOKA Masato	1	-	10	11	0.33
		7	MURAYAMA Go	-	3	14	17	
		1	TAKANASHI Kenta	-	4	10	14	
		9	KASHIMURA Hirohito	-	-	13	13	
		10	KOBAYASHI Mitsuki	-	2	11	13	
		3	HIGUCHI Yuki	-	3	7	10	
		4	ARAI Yudai	-	-	-	-	
		5	KORI Hiroya	-	-	-	-	
		8	UMEMOTO Rintaro	-	-	-	-	
		11	EIRO Motoki	-	-	-	-	
		12	OGAWA Tomohiro	-	-	-	-	
Team Totals				4	16	77	97	1.00

Team	Opponent Errors & Team Faults	59	-		
-------------	--	-----------	----------	--	--



FRI 12 JUL 2019


Start Time 11:59 - End Time 14:09


Match Duration: 2h9


Match Statistics

P3

JPN - Japan

Non-Scoring Dig	Rk	No.	Name	Digs	Faults	Receptions	Total Attempts	Avg. by Set
	1	12	OGAWA Tomohiro	4	3	3	10	4.00
	2	3	HIGUCHI Yuki	1	2	3	6	0.33
	3	1	TAKANASHI Kenta	1	1	3	5	0.25
	3	6	MIYAURA Kento	1	2	1	4	0.25
		10	KOBAYASHI Mitsuki	-	3	5	8	
		7	MURAYAMA Go	-	1	2	3	
		2	KATSUOKA Masato	-	1	1	2	
		9	KASHIMURA Hirohito	-	1	-	1	
		4	ARAI Yudai	-	-	-	-	
		5	KORI Hiroya	-	-	-	-	
		8	UMEMOTO Rintaro	-	-	-	-	
	11	EIRO Motoki	-	-	-	-		
Team Totals				7	14	18	39	1.75

Non-Scoring Set	Rk	No.	Name	Running Sets	Faults	Still Sets	Total Attempts	Avg. by Set
	1	10	KOBAYASHI Mitsuki	72	-	15	87	18.00
	2	12	OGAWA Tomohiro	2	-	6	8	2.00
	3	1	TAKANASHI Kenta	1	-	1	2	0.25
		3	HIGUCHI Yuki	-	-	1	1	
		6	MIYAURA Kento	-	-	1	1	
		9	KASHIMURA Hirohito	-	-	1	1	
		2	KATSUOKA Masato	-	-	-	-	
		4	ARAI Yudai	-	-	-	-	
		5	KORI Hiroya	-	-	-	-	
		7	MURAYAMA Go	-	-	-	-	
		8	UMEMOTO Rintaro	-	-	-	-	
	11	EIRO Motoki	-	-	-	-		
Team Totals				75	-	25	100	18.75

Non-Scoring Reception	Rk	No.	Name	Excellents	Faults	Serve Receptions	Total Attempts	Succ. %
	1	12	OGAWA Tomohiro	10	1	7	18	55.56
	2	2	KATSUOKA Masato	9	1	9	19	47.37
	3	3	HIGUCHI Yuki	6	-	11	17	35.29
	4	1	TAKANASHI Kenta	8	3	18	29	27.59
		10	KOBAYASHI Mitsuki	-	-	1	1	
		4	ARAI Yudai	-	-	-	-	
		5	KORI Hiroya	-	-	-	-	
		6	MIYAURA Kento	-	-	-	-	
		7	MURAYAMA Go	-	-	-	-	
		8	UMEMOTO Rintaro	-	-	-	-	
		9	KASHIMURA Hirohito	-	-	-	-	
	11	EIRO Motoki	-	-	-	-		
Limit								
25.00%	Team Totals			33	5	46	84	39.29

LEGEND

Avg. Average

Eff. Efficiency

No. Shirt Number

Rk Rank

Suc Success %



SAT 13 JUL 2019

Start List

Start Time 14:30

CZE vs JPN

P1

First Refere CABRERA (ARG)

Second Refere WANG JUN (CHN)

CZE - Czech Republic

Shirt colour White

No.	Name	Shirt Name	Pos.	Han.	Height	Weight	Highest Reac		Date of Birth	Tournament Totals				
							Spike cm	Block cm		Spik	Bloc	Serv	Total	%
2	TIBITANZL Martin		MB		1.99	93	0	0	30 MAY 199	26	11	5	42	18.58
4	HLADIK Martin		OS		1.96	100	0	0	29 SEP 1996	92	11	4	107	47.35
5	MOTYCKA Jakub		WS		1.92	82	0	0	26 MAY 199	8	0	0	8	3.54
6	KUPILIK Filip		S		1.88	82	0	0	10 NOV 199	0	3	0	3	1.33
7	SULC Marek		WS		1.90	85	0	0	15 FEB 1998	34	6	3	43	19.03
8	KRAFFER Jiri		WS		1.92	88	0	0	6 JUN 1996	17	2	0	19	8.41
9	BARTOS Pavel (C)		S		1.91	84	0	0	20 APR 1994	6	4	4	14	6.19
10	JAKUBEC Vit		MB		2.02	80	0	0	28 FEB 1996	14	1	1	16	7.08
11	JANKU David		WS		1.93	92	0	0	16 JUN 1995	56	8	10	74	32.74
12	MIKULENKA Vladimír		MB		1.98	93	0	0	30 OCT 199	13	6	1	20	8.85
13	INDRA Patrik		OS		2.00	90	0	0	8 DEC 1997	46	3	4	53	23.45
16	KOVARIK Michael		L		1.90	80	0	0	19 NOV 199	0	0	0	0	0

Coac VASINA Lubomir

Assista MELICHAREK Zdenek

Phase	Opponent	Sets	Points per Set
Preliminary - Group	CHI	3 - 0	25 - 13, 25 - 15, 30 - 28
Preliminary - Group	TPE	3 - 1	25 - 23, 25 - 18, 24 - 26, 25 - 21
Preliminary - Group	UKR	3 - 1	26 - 28, 25 - 13, 25 - 21, 25 - 22
Preliminary - Group	HKG	3 - 1	22 - 25, 25 - 19, 25 - 18, 25 - 10
Quarter-finals	FRA	1 - 3	22 - 25, 17 - 25, 26 - 24, 19 - 25
Semifinals 5-8	POR	3 - 1	25 - 23, 25 - 23, 21 - 25, 25 - 18

JPN - Japan

Shirt colour Black

No.	Name	Shirt Name	Pos.	Han.	Height	Weight	Highest Reac		Date of Birth	Tournament Totals				
							Spike cm	Block cm		Spik	Bloc	Serv	Total	%
1	TAKANASHI Kenta		OS		1.89	78	337	320	25 MAR 199	52	2	3	57	28.93
2	KATSUOKA Masato		WS		1.82	77	330	305	3 JUL 1996	5	0	1	6	3.05
3	HIGUCHI Yuki		WS		1.91	79	345	320	27 APR 1996	36	8	3	47	23.86
4	ARAI Yudai		OS		1.88	86	350	330	27 JUN 1998	0	0	0	0	0
5	KORI Hiroya		WS		1.95	83	345	330	6 FEB 1996	2	0	0	2	1.02
6	MIYURA Kento		OS		1.89	78	339	320	22 FEB 1999	103	4	6	113	57.36
7	MURAYAMA Go		MB		1.91	88	330	315	30 JUL 1998	36	7	1	44	22.34
8	UMEMOTO Rintaro		MB		1.93	78	337	325	9 APR 1998	0	0	0	0	0
9	KASHIMURA Hirohito		MB		1.95	87	345	325	15 JAN 1999	25	10	0	35	17.77
10	KOBAYASHI Mitsuki (C)		S		1.73	69	328	310	10 MAY 199	1	7	2	10	5.08
11	EIRO Motoki		S		1.92	80	328	315	8 JUN 1996	0	0	1	1	0.51
12	OGAWA Tomohiro		L		1.75	66	305	270	4 JUL 1996	0	0	0	0	0

Coac MATSUI Taiji

Assista MATSUNAGA Rio / FUJITA Kazuhiro

Phase	Opponent	Sets	Points per Set
Preliminary - Group	MEX	3 - 0	25 - 15, 25 - 21, 25 - 20
Preliminary - Group	SUI	3 - 1	23 - 25, 25 - 21, 25 - 16, 25 - 21
Preliminary - Group	ITA	0 - 3	22 - 25, 19 - 25, 19 - 25
Preliminary - Group	ARG	3 - 0	25 - 20, 25 - 23, 25 - 18
Quarter-finals	RUS	1 - 3	21 - 25, 11 - 25, 25 - 23, 14 - 25
Semifinals 5-8	TPE	3 - 1	33 - 31, 25 - 23, 16 - 25, 25 - 22

LEGEND

%	Percentage of total team s	(C)	Team Captain	BH	Both Handed	F1	Gold-medal Match	F3	Bronze-medal Match
F5	Final 5th-6th Place	Han	Handedness	L	Libero	LH	Left Handed	MB	Middle blocker
RH	Right Handed	S	Setter	SF5	Semifinals 5-8	SFL	Semi-finals	WS	Outside hitter



SAT 13 JUL 2019
Start Time 14:46 - End Time 16:07
Match Duration 1h20

Results
P2

CZE vs JPN
0 3

Team	Sets	1	2	3	Total
CZE	0	19	18	22	59
JPN	3	25	25	25	75
	Playing Time	25min	24min	27min	1h16

First Refere CABRERA (ARG)

Second Refere WANG JUN (CHN)

CZE - Czech Republic								
No.	Name	Pos	1	2	3	4	5	Pts
2	TIBITANZL Martin	MB	3	3	3			4
4	HLADIK Martin	OS	4	2	2			9
5	MOTYCKA Jakub	WS	11		12			
6	KUPLIK Filip	S		9				
7	SULC Marek	WS	5	5	5			9
8	KRAFFER Jiri	WS	7		4			
9	BARTOS Pavel (C)	S	1	1	1			
10	JAKUBEC Vit	MB	6	6				3
11	JANKU David	WS	2	4				3
12	MIKULENKA Vladimir	MB		10	6			1
13	INDRA Patrik	OS		4	4			8
16	KOVARIK Michael	L	L	L	L			

JPN - Japan								
No.	Name	Pos	1	2	3	4	5	Pts
1	TAKANASHI Kenta	OS	5	5	5			6
2	KATSUOKA Masato	WS						
3	HIGUCHI Yuki	WS	2	2	2			6
4	ARAI Yudai	OS		6	6			3
5	KORI Hiroya	WS			1			2
6	MIYAUURA Kento	OS	4	4	4			13
7	MURAYAMA Go	MB	3	3	3			3
8	UMEMOTO Rintaro	MB		7				
9	KASHIMURA Hirohito	MB	6	6	6			9
10	KOBAYASHI Mitsuki (C)	S	1	1	1			1
11	EIRO Motoki	S	9		10			2
12	OGAWA Tomohiro	L	L	L	L			

Coach VASINA Lubomir
Assistant Coach MELICHAREK Zdenek

Coach MATSUI Taiji
Assistant Coach MATSUNAGA Rio / FUJITA Kazuhiro

TEAM AND PLAYER PERFORMANCES

Won	Total Atts	No. Name	Scoring Skills	Won	Total Atts	No. Name
31	74	Total Team	Spike	35	70	Total Team
8	18	7 SULC Marek		12	20	6 MIYAUURA Kento
7	15	4 HLADIK Martin		8	10	9 KASHIMURA Hirohito
7	14	13 INDRA Patrik		5	15	3 HIGUCHI Yuki
3	29	Total Team	Block	4	23	Total Team
1	2	11 JANKU David		2	5	1 TAKANASHI Kenta
1	4	4 HLADIK Martin		1	5	7 MURAYAMA Go
1	4	7 SULC Marek		1	2	9 KASHIMURA Hirohito
3	60	Total Team	Serve	6	74	Total Team
1	4	10 JAKUBEC Vit		2	4	11 EIRO Motoki
1	11	4 HLADIK Martin		1	8	1 TAKANASHI Kenta
1	7	13 INDRA Patrik		1	13	6 MIYAUURA Kento
43		Total Team	Opp. Error	57		Total Team
80	163	Total Team	Total	102	167	Total Team
9	30	4 HLADIK Martin	Best Scorer	13	33	6 MIYAUURA Kento

LEGEND

(C) Team Captain
nn Substitute where nn = shirt number of outgoing player
MB Middle blocker
OS Opposite hitter
S Setter
n Starting line-up where n= starting position on court
Atts Attempts
No. Shirt Number
Pos Playing Position
WS Outside hitter
L Substitute Libero
L Libero
Opp Opponent
Pts Points scored



SAT 13 JUL 2019

Start Time 14:46 - End Time 16:07

Match Duration: 1h20

Match Statistics

P3

CZE vs JPN


0 3


Team	Sets	1	2	3	Total
CZE	0	19	18	22	59
JPN	3	25	25	25	75
	Playing Time	25min	24min	27min	1h16


First Refere CABRERA (ARG)

Second Refere WANG JUN (CHN)

CZE - Czech Republic

Scoring Spike	Rk	No.	Name	Spikes	Faults	Shots	Total Attempts	Eff %	
	1	10	JAKUBEC Vit	2	-	-	2	100.00	
	2	2	TIBITANZL Martin	4	1	4	9	33.33	
	3	13	INDRA Patrik	7	3	4	14	28.57	
	4	7	SULC Marek	8	3	7	18	27.78	
	5	4	HLADIK Martin	7	5	3	15	13.33	
		11	JANKU David	2	3	4	9		
		12	MIKULENKA Vladimir	1	1	-	2		
		8	KRAFFER Jiri	-	1	1	2		
		9	BARTOS Pavel	-	-	2	2		
		6	KUPILIK Filip	-	-	1	1		
		5	MOTYCKA Jakub	-	-	-	-		
		16	KOVARIK Michael	-	-	-	-		
	Limit								
	15.00%								
	Team Totals				31	17	26	74	18.92

Scoring Block	Rk	No.	Name	Kill Blocks	Faults	Rebounds	Total Attempts	Avg. by Set
	1	11	JANKU David	1	1	-	2	0.50
	2	4	HLADIK Martin	1	1	2	4	0.33
	2	7	SULC Marek	1	1	2	4	0.33
		12	MIKULENKA Vladimir	-	3	2	5	
		2	TIBITANZL Martin	-	1	3	4	
		9	BARTOS Pavel	-	2	2	4	
		10	JAKUBEC Vit	-	1	2	3	
		16	KOVARIK Michael	-	1	1	2	
		13	INDRA Patrik	-	-	1	1	
		5	MOTYCKA Jakub	-	-	-	-	
		6	KUPILIK Filip	-	-	-	-	
		8	KRAFFER Jiri	-	-	-	-	
	Team Totals				3	11	15	29

Scoring Service	Rk	No.	Name	Aces	Faults	Serve Hits	Total Attempts	Avg. by Set	
	1	13	INDRA Patrik	1	4	2	7	0.50	
	1	10	JAKUBEC Vit	1	2	1	4	0.50	
	3	4	HLADIK Martin	1	2	8	11	0.33	
		2	TIBITANZL Martin	-	3	8	11		
		9	BARTOS Pavel	-	1	9	10		
		7	SULC Marek	-	1	6	7		
		11	JANKU David	-	2	2	4		
		12	MIKULENKA Vladimir	-	-	3	3		
		8	KRAFFER Jiri	-	1	1	2		
		5	MOTYCKA Jakub	-	-	1	1		
		6	KUPILIK Filip	-	-	-	-		
		16	KOVARIK Michael	-	-	-	-		
	Team Totals				3	16	41	60	1.00

Team	Opponent Errors & Team Faults	43	-		



SAT 13 JUL 2019


Start Time 14:46 - End Time 16:07


Match Duration: 1h20


Match Statistics

P3

CZE - Czech Republic

Non-Scoring Dig	Rk	No.	Name	Digs	Faults	Receptions	Total Attempts	Avg. by Set
	1	8	KRAFFER Jiri	1	-	-	1	0.50
	2	4	HLADIK Martin	1	1	1	3	0.33
		9	BARTOS Pavel	-	2	3	5	
		16	KOVARIK Michael	-	2	3	5	
		7	SULC Marek	-	1	3	4	
		2	TIBITANZL Martin	-	1	1	2	
		13	INDRA Patrik	-	2	-	2	
		5	MOTYCKA Jakub	-	1	-	1	
		6	KUPILIK Filip	-	-	-	-	
		10	JAKUBEC Vit	-	-	-	-	
		11	JANKU David	-	-	-	-	
		12	MIKULENKA Vladimir	-	-	-	-	
Team Totals				2	10	11	23	0.67

Non-Scoring Set	Rk	No.	Name	Running Sets	Faults	Still Sets	Total Attempts	Avg. by Set
	1	9	BARTOS Pavel	36	1	17	54	12.00
	2	6	KUPILIK Filip	3	-	-	3	3.00
		16	KOVARIK Michael	-	-	3	3	
		4	HLADIK Martin	-	-	1	1	
		7	SULC Marek	-	-	1	1	
		11	JANKU David	-	-	1	1	
		13	INDRA Patrik	-	-	1	1	
		2	TIBITANZL Martin	-	-	-	-	
		5	MOTYCKA Jakub	-	-	-	-	
		8	KRAFFER Jiri	-	-	-	-	
		10	JAKUBEC Vit	-	-	-	-	
		12	MIKULENKA Vladimir	-	-	-	-	
Team Totals				39	1	24	64	13.00

Non-Scoring Reception	Rk	No.	Name	Excellents	Faults	Serve Receptions	Total Attempts	Succ. %
	1	16	KOVARIK Michael	9	1	7	17	52.94
	2	7	SULC Marek	4	-	7	11	36.36
	3	5	MOTYCKA Jakub	2	2	2	6	33.33
	4	11	JANKU David	3	1	7	11	27.27
	5	4	HLADIK Martin	2	2	8	12	16.67
		8	KRAFFER Jiri	-	-	1	1	
		9	BARTOS Pavel	-	-	1	1	
		2	TIBITANZL Martin	-	-	-	-	
		6	KUPILIK Filip	-	-	-	-	
		10	JAKUBEC Vit	-	-	-	-	
		12	MIKULENKA Vladimir	-	-	-	-	
		13	INDRA Patrik	-	-	-	-	
	Limit	25.00%						
Team Totals				20	6	33	59	33.90



SAT 13 JUL 2019


Start Time 14:46 - End Time 16:07


Match Duration: 1h20


Match Statistics

P3

JPN - Japan

Scoring Spike	Rk	No.	Name	Spikes	Faults	Shots	Total Attempts	Eff %
	1	9	KASHIMURA Hirohito	8	-	2	10	80.00
	2	6	MIYAURA Kento	12	1	7	20	55.00
	3	4	ARAI Yudai	3	1	1	5	40.00
	4	3	HIGUCHI Yuki	5	-	10	15	33.33
	5	5	KORI Hiroya	2	1	2	5	20.00
	5	7	MURAYAMA Go	2	1	2	5	20.00
		1	TAKANASHI Kenta	3	4	2	9	
		10	KOBAYASHI Mitsuki	-	-	1	1	
		2	KATSUOKA Masato	-	-	-	-	
		8	UMEMOTO Rintaro	-	-	-	-	
		11	EIRO Motoki	-	-	-	-	
		12	OGAWA Tomohiro	-	-	-	-	
Limit								
15.00%	Team Totals			35	8	27	70	38.57

Scoring Block	Rk	No.	Name	Kill Blocks	Faults	Rebounds	Total Attempts	Avg. by Set
	1	1	TAKANASHI Kenta	2	-	3	5	0.67
	2	7	MURAYAMA Go	1	1	3	5	0.33
	2	9	KASHIMURA Hirohito	1	1	-	2	0.33
		3	HIGUCHI Yuki	-	1	3	4	
		10	KOBAYASHI Mitsuki	-	2	1	3	
		4	ARAI Yudai	-	-	2	2	
		5	KORI Hiroya	-	1	-	1	
		8	UMEMOTO Rintaro	-	1	-	1	
		2	KATSUOKA Masato	-	-	-	-	
		6	MIYAURA Kento	-	-	-	-	
		11	EIRO Motoki	-	-	-	-	
		12	OGAWA Tomohiro	-	-	-	-	
Team Totals				4	7	12	23	1.33

Scoring Service	Rk	No.	Name	Aces	Faults	Serve Hits	Total Attempts	Avg. by Set
	1	11	EIRO Motoki	2	1	1	4	1.00
	2	10	KOBAYASHI Mitsuki	1	1	14	16	0.33
	2	3	HIGUCHI Yuki	1	5	8	14	0.33
	2	6	MIYAURA Kento	1	3	9	13	0.33
	2	1	TAKANASHI Kenta	1	2	5	8	0.33
		7	MURAYAMA Go	-	1	9	10	
		9	KASHIMURA Hirohito	-	1	5	6	
		4	ARAI Yudai	-	-	1	1	
		5	KORI Hiroya	-	-	1	1	
		8	UMEMOTO Rintaro	-	1	-	1	
		2	KATSUOKA Masato	-	-	-	-	
		12	OGAWA Tomohiro	-	-	-	-	
Team Totals				6	15	53	74	2.00

Team	Opponent Errors & Team Faults			
		57	-	



SAT 13 JUL 2019


Start Time 14:46 - End Time 16:07


Match Duration: 1h20


Match Statistics

P3

JPN - Japan

Non-Scoring Dig	Rk	No.	Name	Digs	Faults	Receptions	Total Attempts	Avg. by Set
	1	12	OGAWA Tomohiro	1	-	2	3	1.00
	2	10	KOBAYASHI Mitsuki	2	2	8	12	0.67
	3	11	EIRO Motoki	1	-	-	1	0.50
	6		MIYAURA Kento	-	3	4	7	
	3		HIGUCHI Yuki	-	3	1	4	
	7		MURAYAMA Go	-	2	2	4	
	4		ARAI Yudai	-	1	1	2	
	1		TAKANASHI Kenta	-	1	-	1	
	2		KATSUOKA Masato	-	-	-	-	
	5		KORI Hiroya	-	-	-	-	
	8		UMEMOTO Rintaro	-	-	-	-	
	9		KASHIMURA Hirohito	-	-	-	-	
Team Totals				4	12	18	34	1.33

Non-Scoring Set	Rk	No.	Name	Running Sets	Faults	Still Sets	Total Attempts	Avg. by Set
	1	10	KOBAYASHI Mitsuki	37	1	12	50	12.33
	2	12	OGAWA Tomohiro	3	-	7	10	3.00
	3	11	EIRO Motoki	4	-	-	4	2.00
	4	9	KASHIMURA Hirohito	1	-	-	1	0.33
	3		HIGUCHI Yuki	-	-	1	1	
	1		TAKANASHI Kenta	-	-	-	-	
	2		KATSUOKA Masato	-	-	-	-	
	4		ARAI Yudai	-	-	-	-	
	5		KORI Hiroya	-	-	-	-	
	6		MIYAURA Kento	-	-	-	-	
	7		MURAYAMA Go	-	-	-	-	
	8		UMEMOTO Rintaro	-	-	-	-	
Team Totals				45	1	20	66	15.00

Non-Scoring Reception	Rk	No.	Name	Excellents	Faults	Serve Receptions	Total Attempts	Succ. %
	1	12	OGAWA Tomohiro	6	1	1	8	75.00
	2	3	HIGUCHI Yuki	10	1	12	23	43.48
	3	1	TAKANASHI Kenta	4	1	7	12	33.33
	7		MURAYAMA Go	-	-	1	1	
	2		KATSUOKA Masato	-	-	-	-	
	4		ARAI Yudai	-	-	-	-	
	5		KORI Hiroya	-	-	-	-	
	6		MIYAURA Kento	-	-	-	-	
	8		UMEMOTO Rintaro	-	-	-	-	
	9		KASHIMURA Hirohito	-	-	-	-	
	10		KOBAYASHI Mitsuki	-	-	-	-	
	11		EIRO Motoki	-	-	-	-	
Limit								
25.00%	Team Totals			20	3	21	44	45.45

LEGEND

Avg. Average

Eff. Efficiency

No. Shirt Number

Rk Rank

Suc Success %



SAT 13 JUL 2019

Start List

Start Time 12:00

POR vs TPE

P1

First Refere NAVA (MEX)

Second Refere MICHLICH (POL)

POR - Portugal

Shirt colour White

No.	Name	Shirt Name	Pos.	Han.	Height	Weight	Highest Reac		Date of Birth	Tournament Totals				
							Spike cm	Block cm		Spik	Bloc	Serv	Total	%
1	SANTOS Frederico		S		1.90	73	335	320	16 SEP 1997	0	0	0	0	0
2	MENEZES Guilherme		MB		1.97	92	325	300	20 DEC 200	22	5	3	30	16.76
3	CAVALCANTI Rafael		OS		1.90	80	316	295	20 OCT 199	0	0	1	1	0.56
4	SINFRONIO Miguel		MB		1.96	92	350	330	18 MAR 199	32	10	4	46	25.70
5	ROSA Andre (C)		OS		1.94	85	325	300	26 JAN 1997	64	5	9	78	43.58
6	CUNHA Miguel		OS		1.96	99	325	298	18 AUG 199	7	1	0	8	4.47
7	REIS Afonso		S		1.83	79	305	280	9 AUG 1999	5	2	4	11	6.15
8	PEIXOTO Miguel		L		1.72	67	295	275	28 AUG 200	0	0	0	0	0
9	GOMES Diogo		L		1.82	76	294	273	5 JAN 1996	0	0	0	0	0
10	CUNHA Bruno		OS		1.94	92	325	298	18 AUG 199	95	10	5	110	61.45
11	MARQUES Andre		OS		1.88	73	325	310	10 APR 2000	33	7	4	44	24.58
12	BELQ Jose		MB		1.94	85	330	315	5 DEC 1999	5	2	1	8	4.47

Coac JOSE Joao

Assista PRATA Carlos / MEDEIROS Rodrigo

Phase	Opponent	Sets	Points per Set
Preliminary - Group	RUS	1 - 3	26 - 24, 15 - 25, 20 - 25, 17 - 25
Preliminary - Group	KOR	3 - 1	25 - 21, 25 - 20, 27 - 29, 25 - 8
Preliminary - Group	CHN	3 - 0	25 - 22, 25 - 18, 25 - 18
Preliminary - Group	USA	3 - 0	25 - 19, 33 - 31, 25 - 21
Quarter-finals	ITA	0 - 3	16 - 25, 21 - 25, 15 - 25
Semifinals 5-8	CZE	1 - 3	23 - 25, 23 - 25, 25 - 21, 18 - 25

TPE - Chinese Taipei

Shirt colour Red

No.	Name	Shirt Name	Pos.	Han.	Height	Weight	Highest Reac		Date of Birth	Tournament Totals				
							Spike cm	Block cm		Spik	Bloc	Serv	Total	%
2	JHANG Yun-Liang		L		1.66	76	0	0	28 AUG 199	1	0	0	1	0.51
3	LIU Chia-Chang		S		1.83	67	0	0	2 OCT 1999	1	1	0	2	1.03
4	CHEN Cheng-Chi		MB		1.92	85	0	0	29 JAN 1999	28	9	3	40	20.51
6	CHANG Ching-Hsiang		WS		1.88	80	0	0	12 DEC 199	2	0	0	2	1.03
7	SHIH Hsiu-Chih		S		1.85	79	0	0	24 JUL 1995	3	3	8	14	7.18
8	CHEN Chien-Ting		MB		1.93	90	0	0	23 MAR 199	8	3	0	11	5.64
9	KAO Wei-Cheng		OS		1.80	70	0	0	29 OCT 199	71	2	1	74	37.95
10	SU Hou-Chen		WS		1.81	84	0	0	14 SEP 1995	0	0	0	0	0
11	WU Tsung-Hsuan (C)		OS		1.87	84	0	0	9 JUL 1994	107	6	10	123	63.08
12	SUNG Po-Ting		WS		1.86	84	0	0	2 SEP 1998	47	6	4	57	29.23
19	LIN Yu-Cheng		MB		1.95	85	0	0	7 NOV 1999	10	2	2	14	7.18

Coac MORO Branislav

Assista VULICEVIC Dejan / LIU Kuo Tai

Phase	Opponent	Sets	Points per Set
Preliminary - Group	UKR	3 - 2	25 - 22, 15 - 25, 22 - 25, 25 - 17,
Preliminary - Group	CZE	1 - 3	23 - 25, 18 - 25, 26 - 24, 21 - 25
Preliminary - Group	HKG	3 - 0	25 - 13, 25 - 18, 25 - 17
Preliminary - Group	CHI	3 - 1	22 - 25, 25 - 18, 25 - 14, 25 - 9
Quarter-finals	POL	0 - 3	17 - 25, 18 - 25, 9 - 25
Semifinals 5-8	JPN	1 - 3	31 - 33, 23 - 25, 25 - 16, 22 - 25

LEGEND

% Percentage of total team s (C) Team Captain BH Both Handed F1 Gold-medal Match F3 Bronze-medal Match
 F5 Final 5th-6th Place F7 Final 7th-8th Place Han Handedness L Libero LH Left Handed
 WS Outside hitter RH Right Handed S Setter SF5 Semifinals 5-8 SFL Semi-finals



SAT 13 JUL 2019
Start Time 11:59 - End Time 14:07
Match Duration 2h8

Results
P2

POR vs TPE
1 3

Team	Sets	1	2	3	4	Total
POR	1	25	18	28	23	94
TPE	3	14	25	30	25	94
	Playing Time	22min	28min	37min	31min	1h58

First Refere NAVA (MEX)

Second Refere MICHLICH (POL)

POR - Portugal								
No.	Name	Pos	1	2	3	4	5	Pts
1	SANTOS Frederico	S	1	2	4	2		3
2	MENEZES Guilherme	MB	3	4	1			4
3	CAVALCANTI Rafael	OS			5	3		6
4	SINFRONIO Miguel	MB	6	1	3	1		9
5	ROSA Andre (C)	OS	2	3	5			3
6	CUNHA Miguel	OS		1	11	6		4
7	REIS Afonso	S		10	10			
8	PEIXOTO Miguel	L	L					
9	GOMES Diogo	L	L	L	L	L		
10	CUNHA Bruno	OS	4	5	1	5		18
11	MARQUES Andre	OS	5	6	2			6
12	BELO Jose	MB		2	6	4		9

TPE - Chinese Taipei								
No.	Name	Pos	1	2	3	4	5	Pts
2	JHANG Yun-Liang	L	L	L	L	L		
3	LIU Chia-Chang	S		4	5			
4	CHEN Cheng-Chi	MB	3	6	1	1		8
6	CHANG Ching-Hsiang	WS						
7	SHIH Hsiu-Chih	S	1		3	5		1
8	CHEN Chien-Ting	MB	6			19		1
9	KAO Wei-Cheng	OS	2	5	6	6		11
10	SU Hou-Chen	WS	9		9	9		
11	WU Tsung-Hsuan (C)	OS	4	1	2	2		25
12	SUNG Po-Ting	WS	5	2	3	3		17
19	LIN Yu-Cheng	MB	8	3	4	4		11

Coach JOSE Joao
Assistant Coach PRATA Carlos / MEDEIROS Rodrigo

Coach MORO Branislav
Assistant Coach VULICEVIC Dejan / LIU Kuo Tai

TEAM AND PLAYER PERFORMANCES

Won	Total Atts	No. Name	Scoring Skills	Won	Total Atts	No. Name
46	117	Total Team	Spike	55	125	Total Team
16	46	10 CUNHA Bruno		19	40	11 WU Tsung-Hsuan
7	7	12 BELO Jose		11	30	12 SUNG Po-Ting
5	17	11 MARQUES Andre		9	14	19 LIN Yu-Cheng
10	63	Total Team	Block	11	47	Total Team
4	16	4 SINFRONIO Miguel		4	8	12 SUNG Po-Ting
2	12	12 BELO Jose		2	8	11 WU Tsung-Hsuan
1	5	10 CUNHA Bruno		2	5	9 KAO Wei-Cheng
6	95	Total Team	Serve	8	93	Total Team
2	22	1 SANTOS Frederico		4	25	11 WU Tsung-Hsuan
1	8	5 ROSA Andre		2	18	12 SUNG Po-Ting
1	15	10 CUNHA Bruno		1	13	9 KAO Wei-Cheng
65		Total Team	Opp. Error	56		Total Team
127	275	Total Team	Total	130	265	Total Team
18	66	10 CUNHA Bruno	Best Scorer	25	73	11 WU Tsung-Hsuan

LEGEND

(C) Team Captain
nn Substitute where nn = shirt number of outgoing player
MB Middle blocker
OS Opposite hitter
S Setter
n Starting line-up where n= starting position on court
Atts Attempts
No. Shirt Number
Pos Playing Position
WS Outside hitter
L Substitute Libero
L Libero
Opp Opponent
Pts Points scored



SAT 13 JUL 2019

Start Time 11:59 - End Time 14:07

Match Duration: 2h8

Match Statistics

P3

POR vs TPE


1 3


Team	Sets	1	2	3	4	Total
POR	1	25	18	28	23	94
TPE	3	14	25	30	25	94
	Playing Time	22min	28min	37min	31min	1h58


First Refere NAVA (MEX)

Second Refere MICHLICH (POL)

POR - Portugal

Scoring Spike	Rk	No.	Name	Spikes	Faults	Shots	Total Attempts	Eff %
	1	12	BELO Jose	7	-	-	7	100.00
	2	2	MENEZES Guilherme	4	-	5	9	44.44
	3	4	SINFRONIO Miguel	4	1	2	7	42.86
	4	6	CUNHA Miguel	4	1	3	8	37.50
	5	3	CAVALCANTI Rafael	4	2	3	9	22.22
	6	10	CUNHA Bruno	16	7	23	46	19.57
	11	MARQUES Andre	5	3	9	17		
	5	ROSA Andre	2	3	6	11		
	1	SANTOS Frederico	-	1	2	3		
	7	REIS Afonso	-	-	-	-		
	8	PEIXOTO Miguel	-	-	-	-		
9	GOMES Diogo	-	-	-	-			
Limit								
15.00%								
Team Totals				46	18	53	117	23.93

Scoring Block	Rk	No.	Name	Kill Blocks	Faults	Rebounds	Total Attempts	Avg. by Set
	1	4	SINFRONIO Miguel	4	7	5	16	1.00
	2	12	BELO Jose	2	4	6	12	0.67
	3	3	CAVALCANTI Rafael	1	1	1	3	0.50
	4	11	MARQUES Andre	1	1	1	3	0.33
	5	10	CUNHA Bruno	1	2	2	5	0.25
	5	1	SANTOS Frederico	1	2	1	4	0.25
	5	ROSA Andre	-	3	5	8		
	2	MENEZES Guilherme	-	5	2	7		
	6	CUNHA Miguel	-	1	2	3		
	9	GOMES Diogo	-	2	2	2		
	7	REIS Afonso	-	-	-	-		
8	PEIXOTO Miguel	-	-	-	-			
Team Totals				10	26	27	63	2.50

Scoring Service	Rk	No.	Name	Aces	Faults	Serve Hits	Total Attempts	Avg. by Set
	1	1	SANTOS Frederico	2	-	20	22	0.50
	1	3	CAVALCANTI Rafael	1	1	8	10	0.50
	3	5	ROSA Andre	1	1	6	8	0.33
	4	4	SINFRONIO Miguel	1	-	15	16	0.25
	4	10	CUNHA Bruno	1	2	12	15	0.25
	11	MARQUES Andre	-	-	7	7		
	12	BELO Jose	-	2	4	6		
	2	MENEZES Guilherme	-	-	5	5		
	6	CUNHA Miguel	-	-	5	5		
	7	REIS Afonso	-	-	1	1		
	8	PEIXOTO Miguel	-	-	-	-		
9	GOMES Diogo	-	-	-	-			
Team Totals				6	6	83	95	1.50

Team	Opponent Errors & Team Faults	65	-		
------	-------------------------------	----	---	--	--



SAT 13 JUL 2019


Start Time 11:59 - End Time 14:07


Match Duration: 2h8


Match Statistics

P3

POR - Portugal

Non-Scoring Dig	Rk	No.	Name	Digs	Faults	Receptions	Total Attempts	Avg. by Set	
	1	9	GOMES Diogo	1	-	6	7	1.00	
	2	11	MARQUES Andre	1	1	3	5	0.33	
	2	6	CUNHA Miguel	1	-	1	2	0.33	
	4	1	SANTOS Frederico	1	2	4	7	0.25	
	4	4	SINFRONIO Miguel	1	1	1	3	0.25	
		10	CUNHA Bruno	-	1	2	3		
		5	ROSA Andre	-	-	2	2		
		8	PEIXOTO Miguel	-	1	1	2		
		7	REIS Afonso	-	1	-	1		
		12	BELO Jose	-	-	1	1		
		2	MENEZES Guilherme	-	-	-	-		
		3	CAVALCANTI Rafael	-	-	-	-		
	Team Totals				5	7	21	33	1.25

Non-Scoring Set	Rk	No.	Name	Running Sets	Faults	Still Sets	Total Attempts	Avg. by Set
	1	1	SANTOS Frederico	50	2	34	86	12.50
	2	7	REIS Afonso	7	-	4	11	3.50
	3	9	GOMES Diogo	2	-	2	4	2.00
		10	CUNHA Bruno	-	-	2	2	
		3	CAVALCANTI Rafael	-	-	1	1	
		4	SINFRONIO Miguel	-	-	1	1	
		8	PEIXOTO Miguel	-	-	1	1	
		2	MENEZES Guilherme	-	-	-	-	
		5	ROSA Andre	-	-	-	-	
		6	CUNHA Miguel	-	-	-	-	
		11	MARQUES Andre	-	-	-	-	
		12	BELO Jose	-	-	-	-	
Team Totals				59	2	45	106	14.75

Non-Scoring Reception	Rk	No.	Name	Excellents	Faults	Serve Receptions	Total Attempts	Succ. %
	1	5	ROSA Andre	6	1	6	13	46.15
	2	9	GOMES Diogo	9	2	14	25	36.00
	3	6	CUNHA Miguel	1	1	2	4	25.00
	4	3	CAVALCANTI Rafael	5	4	13	22	22.73
	5	11	MARQUES Andre	3	-	11	14	21.43
		1	SANTOS Frederico	-	-	-	-	
		2	MENEZES Guilherme	-	-	-	-	
		4	SINFRONIO Miguel	-	-	-	-	
		7	REIS Afonso	-	-	-	-	
		8	PEIXOTO Miguel	-	-	-	-	
		10	CUNHA Bruno	-	-	-	-	
		12	BELO Jose	-	-	-	-	
Limit								
25.00%				24	8	46	78	30.77



SAT 13 JUL 2019


Start Time 11:59 - End Time 14:07


Match Duration: 2h8


Match Statistics

P3

TPE - Chinese Taipei

Scoring Spike	Rk	No.	Name	Spikes	Faults	Shots	Total Attempts	Eff %	
	1	19	LIN Yu-Cheng	9	-	5	14	64.29	
	2	4	CHEN Cheng-Chi	7	-	5	12	58.33	
	3	11	WU Tsung-Hsuan	19	7	14	40	30.00	
		12	SUNG Po-Ting	11	7	12	30		
		9	KAO Wei-Cheng	8	7	8	23		
		8	CHEN Chien-Ting	1	1	1	3		
		2	JHANG Yun-Liang	-	-	1	1		
		3	LIU Chia-Chang	-	-	1	1		
		10	SU Hou-Chen	-	-	1	1		
		6	CHANG Ching-Hsiang	-	-	-	-		
		7	SHIH Hsiu-Chih	-	-	-	-		
	Limit								
	15.00%	Team Totals			55	22	48	125	26.40

Scoring Block	Rk	No.	Name	Kill Blocks	Faults	Rebounds	Total Attempts	Avg. by Set
	1	12	SUNG Po-Ting	4	3	1	8	1.00
	2	19	LIN Yu-Cheng	2	4	6	12	0.50
	2	11	WU Tsung-Hsuan	2	1	5	8	0.50
	2	9	KAO Wei-Cheng	2	1	2	5	0.50
	5	4	CHEN Cheng-Chi	1	4	2	7	0.25
		3	LIU Chia-Chang	-	-	2	2	
		7	SHIH Hsiu-Chih	-	1	1	2	
		8	CHEN Chien-Ting	-	1	1	2	
		2	JHANG Yun-Liang	-	1	-	1	
		6	CHANG Ching-Hsiang	-	-	-	-	
		10	SU Hou-Chen	-	-	-	-	
		Team Totals			11	16	20	47

Scoring Service	Rk	No.	Name	Aces	Faults	Serve Hits	Total Attempts	Avg. by Set
	1	11	WU Tsung-Hsuan	4	5	16	25	1.00
	2	12	SUNG Po-Ting	2	4	12	18	0.50
	3	7	SHIH Hsiu-Chih	1	1	6	8	0.33
	4	9	KAO Wei-Cheng	1	1	11	13	0.25
		4	CHEN Cheng-Chi	-	1	14	15	
		19	LIN Yu-Cheng	-	1	7	8	
		3	LIU Chia-Chang	-	1	4	5	
		8	CHEN Chien-Ting	-	1	-	1	
		2	JHANG Yun-Liang	-	-	-	-	
		6	CHANG Ching-Hsiang	-	-	-	-	
		10	SU Hou-Chen	-	-	-	-	
		Team Totals			8	15	70	93

Team	Opponent Errors & Team Faults			
		56	-	



SAT 13 JUL 2019


Start Time 11:59 - End Time 14:07


Match Duration: 2h8


Match Statistics

P3

TPE - Chinese Taipei

Non-Scoring Dig	Rk	No.	Name	Digs	Faults	Receptions	Total Attempts	Avg. by Set
	1	2	JHANG Yun-Liang	5	1	7	13	5.00
	2	9	KAO Wei-Cheng	2	3	4	9	0.50
		11	WU Tsung-Hsuan	-	4	5	9	
		12	SUNG Po-Ting	-	1	4	5	
		7	SHIH Hsiu-Chih	-	-	4	4	
		3	LIU Chia-Chang	-	1	2	3	
		4	CHEN Cheng-Chi	-	3	-	3	
		10	SU Hou-Chen	-	-	1	1	
		6	CHANG Ching-Hsiang	-	-	-	-	
		8	CHEN Chien-Ting	-	-	-	-	
		19	LIN Yu-Cheng	-	-	-	-	
Team Totals				7	13	27	47	1.75

Non-Scoring Set	Rk	No.	Name	Running Sets	Faults	Still Sets	Total Attempts	Avg. by Set
	1	3	LIU Chia-Chang	20	2	24	46	10.00
	2	7	SHIH Hsiu-Chih	10	-	41	51	3.33
		2	JHANG Yun-Liang	-	-	9	9	
		11	WU Tsung-Hsuan	-	-	3	3	
		9	KAO Wei-Cheng	-	-	2	2	
		12	SUNG Po-Ting	-	-	2	2	
		19	LIN Yu-Cheng	-	1	1	2	
		4	CHEN Cheng-Chi	-	-	-	-	
		6	CHANG Ching-Hsiang	-	-	-	-	
		8	CHEN Chien-Ting	-	-	-	-	
		10	SU Hou-Chen	-	-	-	-	
Team Totals				30	3	82	115	7.50

Non-Scoring Reception	Rk	No.	Name	Excellents	Faults	Serve Receptions	Total Attempts	Succ. %	
	1	10	SU Hou-Chen	4	1	5	10	40.00	
	2	12	SUNG Po-Ting	5	-	15	20	25.00	
		9	KAO Wei-Cheng	8	3	31	42		
		2	JHANG Yun-Liang	1	1	11	13		
		19	LIN Yu-Cheng	-	1	1	2		
		4	CHEN Cheng-Chi	-	-	1	1		
		3	LIU Chia-Chang	-	-	-	-		
		6	CHANG Ching-Hsiang	-	-	-	-		
		7	SHIH Hsiu-Chih	-	-	-	-		
		8	CHEN Chien-Ting	-	-	-	-		
		11	WU Tsung-Hsuan	-	-	-	-		
Limit									
25.00%	Team Totals				18	6	64	88	

LEGEND

Avg. Average

Eff. Efficiency

No. Shirt Number

Rk Rank

Suc Success %



THU 11 JUL 2019
Start Time 17:30

Start List

UKR vs CAN

P1

First Refere KOVAR (CZE)

Second Refere LEE (HKG)

UKR - Ukraine

Shirt colour White

No.	Name	Shirt Name	Pos.	Han.	Height	Weight	Highest Reac		Date of Birth	Tournament Totals				
							Spike cm	Block cm		Spik	Bloc	Serv	Total	%
1	HOLOVEN Oleksii		S		1.98	88	310	290	12 JAN 1999	2	2	4	8	7.08
2	KLOCHKO Kyrylo		WS		1.90	80	320	345	9 DEC 1996	27	1	0	28	24.78
3	MAZENKO Bohdan		MB		1.98	86	310	295	18 MAY 199	3	3	1	7	6.19
4	OSTAPENKO Volodymyr		MB		1.90	80	320	345	30 JUL 1998	17	4	0	21	18.58
5	KISILIUK Yevhenii (C)		WS		1.97	92	320	300	27 JAN 1995	41	3	4	48	42.48
6	ZHUKOV Borys		WS		1.98	88	317	300	6 AUG 1996	24	4	3	31	27.43
7	KRYVOBOK Ivan		OS		1.95	100	340	320	27 MAY 199	23	3	1	27	23.89
8	KHOMYN Mykola		S		1.97	93	320	300	8 MAR 1995	4	2	3	9	7.96
9	ONIPKO Bohdan		OS		1.90	80	320	345	14 DEC 199	0	0	0	0	0
10	SOTNYK Nik		OS		1.92	89	310	290	10 JUN 1996	42	3	1	46	40.71
11	KRAIEVSKYI Viktor		L		1.89	85	320	300	12 JAN 1994	0	0	0	0	0
12	KLEPKO Heorhii		MB		2.00	91	325	305	12 FEB 1997	19	11	3	33	29.20

Coac KOPYLOV Valerii

Assista SLYNCHUK Ivan

Phase	Opponent	Sets	Points per Set
Preliminary - Group	TPE	2 - 3	22 - 25, 25 - 15, 25 - 22, 17 - 25,
Preliminary - Group	CZE	1 - 3	28 - 26, 13 - 25, 21 - 25, 22 - 25
Preliminary - Group	HKG	3 - 0	25 - 21, 25 - 16, 25 - 21
Preliminary - Group	CHI	3 - 2	21 - 25, 25 - 22, 25 - 23, 20 - 25,

CAN - Canada

Shirt colour Red

No.	Name	Shirt Name	Pos.	Han.	Height	Weight	Highest Reac		Date of Birth	Tournament Totals				
							Spike cm	Block cm		Spik	Bloc	Serv	Total	%
1	CRANSTON Blain		S		1.97	78	352	324	13 APR 1995	0	1	0	1	1.69
2	MORTENSEN Dylan		WS		1.99	90	361	335	30 OCT 199	38	6	4	48	81.36
3	DIXON Reece		S		1.88	75	339	320	21 JUN 1997	2	2	2	6	10.17
4	FRIESEN Seth		WS		2.03	107	358	335	28 MAR 199	18	0	1	19	32.20
6	HOBERN George (C)		MB		2.03	108	356	337	9 DEC 1996	6	6	0	12	20.34
7	PEREIRA Jordan		L		1.85	80	335	301	8 MAR 1998	0	0	0	0	0
8	JOHNSON Pierce		OS		1.93	87	352	322	11 JUL 1998	21	4	2	27	45.76
9	MOATE Johnathan		MB		2.03	98	360	339	3 OCT 1996	27	9	9	45	76.27
12	IRELAND Craig		OS		1.95	85	351	328	22 OCT 199	36	6	0	42	71.19
13	TAYLOR Warren		MB		1.99	97	354	325	2 MAR 1995	8	3	0	11	18.64
15	HUTCHESON Zachary		WS		1.93	93	344	320	17 SEP 1997	5	2	1	8	13.56
16	METCALF Mason	METCALF	MB		1.96	90	340	320	9 AUG 1997	1	1	1	3	5.08

Coac PRESTON David

Assista WILSON Grant / GRAVELLE James

Phase	Opponent	Sets	Points per Set
Preliminary - Group	BRA	1 - 3	13 - 25, 25 - 18, 21 - 25, 18 - 25
Preliminary - Group	FRA	1 - 3	18 - 25, 27 - 25, 17 - 25, 20 - 25
Preliminary - Group	IRI	3 - 2	20 - 25, 25 - 18, 23 - 25, 25 - 17,
Preliminary - Group	POL	0 - 3	20 - 25, 16 - 25, 18 - 25

LEGEND

% Percentage of total team s (C) Team Captain BH Both Handed F1 Gold-medal Match F3 Bronze-medal Match
 F5 Final 5th-6th Place F7 Final 7th-8th Place Han Handedness L Libero LH Left Handed
 SFL Semi-finals WS Outside hitter RH Right Handed S Setter SF5 Semifinals 5-8



THU 11 JUL 2019
Start Time 17:30 - End Time 18:42
Match Duration 1h12

Results
P2

UKR vs CAN
0 3

Team	Sets	1	2	3	Total
UKR	0	17	13	16	46
CAN	3	25	25	25	75
	Playing Time	23min	21min	21min	1h5

First Refere KOVAR (CZE)

Second Refere LEE (HKG)

UKR - Ukraine								
No.	Name	Pos	1	2	3	4	5	Pts
1	HOLOVEN Oleksii	S	8	1				
2	KLOCHKO Kyrylo	WS	6		3			4
3	MAZENKO Bohdan	MB		6	12			2
4	OSTAPENKO Volodymyr	MB	1	3	1			3
5	KISILIUK Yevhenii (C)	WS	3	2				8
6	ZHUKOV Borys	WS		5	6			3
7	KRYVOBOK Ivan	OS	10	4				1
8	KHOMYN Mykola	S	2		2			1
9	ONIPKO Bohdan	OS		7	5			5
10	SOTNYK Nik	OS	5					2
11	KRAIEVSKYI Viktor	L	L	L	L			
12	KLEPKO Heorhii	MB	4	3	4			3

CAN - Canada								
No.	Name	Pos	1	2	3	4	5	Pts
1	CRANSTON Blain	S	3					
2	MORTENSEN Dylan	WS	3	3	3			17
3	DIXON Reece	S	6	6	6			3
4	FRIESEN Seth	WS						
6	HOBERN George (C)	MB	5	5				3
7	PEREIRA Jordan	L	L	L	L			
8	JOHNSON Pierce	OS	1	1	1			9
9	MOATE Johnathan	MB	2	2	2			5
12	IRELAND Craig	OS	4	4	4			11
13	TAYLOR Warren	MB			9			
15	HUTCHESON Zachary	WS			12			
16	METCALF Mason	MB		6	5			3

Coach KOPYLOV Valerii
Assistant Coach SLYNCHUK Ivan

Coach PRESTON David
Assistant Coach WILSON Grant / GRAVELLE James

TEAM AND PLAYER PERFORMANCES

Won	Total Atts	No. Name	Scoring Skills	Won	Total Atts	No. Name
29	86	Total Team	Spike	37	68	Total Team
8	23	5 KISILIUK Yevhenii		12	16	2 MORTENSEN Dylan
5	8	9 ONIPKO Bohdan		9	24	12 IRELAND Craig
4	11	2 KLOCHKO Kyrylo		7	12	8 JOHNSON Pierce
3	19	Total Team	Block	8	35	Total Team
1	1	10 SOTNYK Nik		3	6	2 MORTENSEN Dylan
1	3	8 KHOMYN Mykola		2	11	6 HOBERN George
1	4	4 OSTAPENKO Volodymyr		1	3	8 JOHNSON Pierce
0	47	Total Team	Serve	6	74	Total Team
				2	6	16 METCALF Mason
				2	12	2 MORTENSEN Dylan
				1	14	8 JOHNSON Pierce
26		Total Team	Opp. Error	39		Total Team
58	152	Total Team	Total	90	177	Total Team
8	29	5 KISILIUK Yevhenii	Best Scorer	17	34	2 MORTENSEN Dylan

LEGEND

(C) Team Captain
nn Substitute where nn = shirt number of outgoing player
MB Middle blocker
OS Opposite hitter
S Setter
n Starting line-up where n= starting position on court
Atts Attempts
No. Shirt Number
Pos Playing Position
WS Outside hitter
L Substitute Libero
L Libero
Opp Opponent
Pts Points scored



THU 11 JUL 2019

Start Time 17:30 - End Time 18:42

Match Duration: 1h12

Match Statistics

P3


UKR vs CAN
0 3


Team	Sets	1	2	3	Total
UKR	0	17	13	16	46
CAN	3	25	25	25	75
	Playing Time	23min	21min	21min	1h5


First Refere KOVAR (CZE)

Second Refere LEE (HKG)

UKR - Ukraine

Scoring Spike	Rk	No.	Name	Spikes	Faults	Shots	Total Attempts	Eff %
	1	9	ONIPKO Bohdan	5	1	2	8	50.00
	2	12	KLEPKO Heorhii	3	-	5	8	37.50
	3	4	OSTAPENKO Volodymyr	2	1	1	4	25.00
	4	3	MAZENKO Bohdan	2	1	2	5	20.00
	5	2	KLOCHKO Kyrylo	4	2	5	11	18.18
	6	5	KISILIUK Yevhenii	8	4	11	23	17.39
	6		ZHUKOV Borys	3	2	5	10	
	10		SOTNYK Nik	1	3	5	9	
	7		KRYVOBOK Ivan	1	3	1	5	
	8		KHOMYN Mykola	-	-	3	3	
	1		HOLOVEN Oleksii	-	-	-	-	
11		KRAIEVSKYI Viktor	-	-	-	-		
Limit								
15.00%								
Team Totals				29	17	40	86	13.95

Scoring Block	Rk	No.	Name	Kill Blocks	Faults	Rebounds	Total Attempts	Avg. by Set
	1	10	SOTNYK Nik	1	-	-	1	1.00
	2	8	KHOMYN Mykola	1	2	-	3	0.50
	3	4	OSTAPENKO Volodymyr	1	1	2	4	0.33
	12		KLEPKO Heorhii	-	3	4	7	
	9		ONIPKO Bohdan	-	1	1	2	
	2		KLOCHKO Kyrylo	-	1	-	1	
	7		KRYVOBOK Ivan	-	1	-	1	
	1		HOLOVEN Oleksii	-	-	-	-	
	3		MAZENKO Bohdan	-	-	-	-	
	5		KISILIUK Yevhenii	-	-	-	-	
	6		ZHUKOV Borys	-	-	-	-	
11		KRAIEVSKYI Viktor	-	-	-	-		
Team Totals				3	9	7	19	1.00

Scoring Service	Rk	No.	Name	Aces	Faults	Serve Hits	Total Attempts	Avg. by Set
	8		KHOMYN Mykola	-	2	5	7	
	4		OSTAPENKO Volodymyr	-	-	6	6	
	5		KISILIUK Yevhenii	-	3	3	6	
	12		KLEPKO Heorhii	-	-	6	6	
	2		KLOCHKO Kyrylo	-	3	2	5	
	6		ZHUKOV Borys	-	3	2	5	
	1		HOLOVEN Oleksii	-	1	3	4	
	9		ONIPKO Bohdan	-	1	2	3	
	3		MAZENKO Bohdan	-	-	2	2	
	10		SOTNYK Nik	-	-	2	2	
	7		KRYVOBOK Ivan	-	1	-	1	
11		KRAIEVSKYI Viktor	-	-	-	-		
Team Totals				-	14	33	47	

Team	Opponent Errors & Team Faults	26	-		
------	-------------------------------	----	---	--	--



THU 11 JUL 2019


Start Time 17:30 - End Time 18:42


Match Duration: 1h12


Match Statistics

P3

UKR - Ukraine

Non-Scoring Dig	Rk	No.	Name	Digs	Faults	Receptions	Total Attempts	Avg. by Set
		1	HOLOVEN Oleksii	-	-	-	-	
		2	KLOCHKO Kyrylo	-	-	-	-	
		3	MAZENKO Bohdan	-	-	-	-	
		4	OSTAPENKO Volodymyr	-	-	-	-	
		5	KISILIUk Yevhenii	-	-	-	-	
		6	ZHUKOV Borys	-	-	-	-	
		7	KRYVOBOK Ivan	-	-	-	-	
		8	KHOMYN Mykola	-	-	-	-	
		9	ONIPKO Bohdan	-	-	-	-	
		10	SOTNYK Nik	-	-	-	-	
		11	KRAIEVSKYI Viktor	-	-	-	-	
		12	KLEPKO Heorhii	-	-	-	-	
Team Totals				-	-	-	-	

Non-Scoring Set	Rk	No.	Name	Running Sets	Faults	Still Sets	Total Attempts	Avg. by Set
		8	KHOMYN Mykola	-	1	-	1	
		1	HOLOVEN Oleksii	-	-	-	-	
		2	KLOCHKO Kyrylo	-	-	-	-	
		3	MAZENKO Bohdan	-	-	-	-	
		4	OSTAPENKO Volodymyr	-	-	-	-	
		5	KISILIUk Yevhenii	-	-	-	-	
		6	ZHUKOV Borys	-	-	-	-	
		7	KRYVOBOK Ivan	-	-	-	-	
		9	ONIPKO Bohdan	-	-	-	-	
		10	SOTNYK Nik	-	-	-	-	
		11	KRAIEVSKYI Viktor	-	-	-	-	
		12	KLEPKO Heorhii	-	-	-	-	
Team Totals				-	1	-	1	

Non-Scoring Reception	Rk	No.	Name	Excellents	Faults	Serve Receptions	Total Attempts	Succ. %
	1	2	KLOCHKO Kyrylo	6	-	6	12	50.00
	2	6	ZHUKOV Borys	2	1	2	5	40.00
	3	11	KRAIEVSKYI Viktor	15	4	20	39	38.46
	4	5	KISILIUk Yevhenii	1	-	3	4	25.00
		1	HOLOVEN Oleksii	-	1	-	1	
		3	MAZENKO Bohdan	-	-	-	-	
		4	OSTAPENKO Volodymyr	-	-	-	-	
		7	KRYVOBOK Ivan	-	-	-	-	
		8	KHOMYN Mykola	-	-	-	-	
		9	ONIPKO Bohdan	-	-	-	-	
		10	SOTNYK Nik	-	-	-	-	
		12	KLEPKO Heorhii	-	-	-	-	
Limit								
25.00%	Team Totals			24	6	31	61	39.34



THU 11 JUL 2019


Start Time 17:30 - End Time 18:42


Match Duration: 1h12


Match Statistics

P3

CAN - Canada

Scoring Spike	Rk	No.	Name	Spikes	Faults	Shots	Total Attempts	Eff %	
	1	16	METCALF Mason	1	-	-	1	100.00	
	2	2	MORTENSEN Dylan	12	1	3	16	68.75	
	3	3	DIXON Reece	2	-	1	3	66.67	
	4	8	JOHNSON Pierce	7	-	5	12	58.33	
	5	9	MOATE Johnathan	5	2	1	8	37.50	
	6	6	HOBERN George	1	-	2	3	33.33	
	7	12	IRELAND Craig	9	3	12	24	25.00	
		13	TAYLOR Warren	-	-	1	1	-	
		1	CRANSTON Blain	-	-	-	-	-	
		4	FRIESEN Seth	-	-	-	-	-	
		7	PEREIRA Jordan	-	-	-	-	-	
		15	HUTCHESON Zachary	-	-	-	-	-	
	Limit								
	15.00%	Team Totals			37	6	25	68	45.59

Scoring Block	Rk	No.	Name	Kill Blocks	Faults	Rebounds	Total Attempts	Avg. by Set	
	1	2	MORTENSEN Dylan	3	1	2	6	1.00	
	1	6	HOBERN George	2	6	3	11	1.00	
	3	12	IRELAND Craig	1	2	2	5	0.33	
	3	3	DIXON Reece	1	-	2	3	0.33	
	3	8	JOHNSON Pierce	1	1	1	3	0.33	
		16	METCALF Mason	-	1	2	3	-	
		9	MOATE Johnathan	-	-	2	2	-	
		13	TAYLOR Warren	-	1	1	2	-	
		1	CRANSTON Blain	-	-	-	-	-	
		4	FRIESEN Seth	-	-	-	-	-	
		7	PEREIRA Jordan	-	-	-	-	-	
		15	HUTCHESON Zachary	-	-	-	-	-	
	Team Totals				8	12	15	35	2.67

Scoring Service	Rk	No.	Name	Aces	Faults	Serve Hits	Total Attempts	Avg. by Set	
	1	16	METCALF Mason	2	2	2	6	1.00	
	2	2	MORTENSEN Dylan	2	-	10	12	0.67	
	3	8	JOHNSON Pierce	1	4	9	14	0.33	
	3	12	IRELAND Craig	1	1	7	9	0.33	
		9	MOATE Johnathan	-	1	12	13	-	
		3	DIXON Reece	-	2	7	9	-	
		13	TAYLOR Warren	-	-	5	5	-	
		6	HOBERN George	-	1	2	3	-	
		15	HUTCHESON Zachary	-	-	3	3	-	
		1	CRANSTON Blain	-	-	-	-	-	
		4	FRIESEN Seth	-	-	-	-	-	
		7	PEREIRA Jordan	-	-	-	-	-	
	Team Totals				6	11	57	74	2.00

Team	Opponent Errors & Team Faults			
		39	-	



THU 11 JUL 2019


Start Time 17:30 - End Time 18:42


Match Duration: 1h12


Match Statistics

P3

CAN - Canada

Non-Scoring Dig	Rk	No.	Name	Digs	Faults	Receptions	Total Attempts	Avg. by Set
		1	CRANSTON Blain	-	-	-	-	-
		2	MORTENSEN Dylan	-	-	-	-	-
		3	DIXON Reece	-	-	-	-	-
		4	FRIESEN Seth	-	-	-	-	-
		6	HOBERN George	-	-	-	-	-
		7	PEREIRA Jordan	-	-	-	-	-
		8	JOHNSON Pierce	-	-	-	-	-
		9	MOATE Johnathan	-	-	-	-	-
		12	IRELAND Craig	-	-	-	-	-
		13	TAYLOR Warren	-	-	-	-	-
		15	HUTCHESON Zachary	-	-	-	-	-
		16	METCALF Mason	-	-	-	-	-
	Team Totals				-	-	-	-

Non-Scoring Set	Rk	No.	Name	Running Sets	Faults	Still Sets	Total Attempts	Avg. by Set
		1	CRANSTON Blain	-	-	-	-	-
		2	MORTENSEN Dylan	-	-	-	-	-
		3	DIXON Reece	-	-	-	-	-
		4	FRIESEN Seth	-	-	-	-	-
		6	HOBERN George	-	-	-	-	-
		7	PEREIRA Jordan	-	-	-	-	-
		8	JOHNSON Pierce	-	-	-	-	-
		9	MOATE Johnathan	-	-	-	-	-
		12	IRELAND Craig	-	-	-	-	-
		13	TAYLOR Warren	-	-	-	-	-
		15	HUTCHESON Zachary	-	-	-	-	-
		16	METCALF Mason	-	-	-	-	-
	Team Totals				-	-	-	-

Non-Scoring Reception	Rk	No.	Name	Excellents	Faults	Serve Receptions	Total Attempts	Succ. %
	1	15	HUTCHESON Zachary	1	-	-	1	100.00
	2	12	IRELAND Craig	6	-	1	7	85.71
	3	8	JOHNSON Pierce	9	-	5	14	64.29
	4	7	PEREIRA Jordan	3	-	8	11	27.27
		1	CRANSTON Blain	-	-	-	-	-
		2	MORTENSEN Dylan	-	-	-	-	-
		3	DIXON Reece	-	-	-	-	-
		4	FRIESEN Seth	-	-	-	-	-
		6	HOBERN George	-	-	-	-	-
		9	MOATE Johnathan	-	-	-	-	-
		13	TAYLOR Warren	-	-	-	-	-
		16	METCALF Mason	-	-	-	-	-
	Limit							
25.00%	Team Totals			19	-	14	33	57.58

LEGEND

Avg. Average

Eff. Efficiency

No. Shirt Number

Rk Rank

Suc Success %



THU 11 JUL 2019
Start Time 20:00

Start List

ARG vs KOR

P1

First Refere REJAEYAN (FRA)

Second Refere HSU (TPE)

ARG - Argentina

Shirt colour White

No.	Name	Shirt Name	Pos.	Han.	Height	Weight	Highest Reac		Date of Birth	Tournament Totals				
							Spike cm	Block cm		Spik	Bloc	Serv	Total	%
1	NIELSON RAMELLA Ramiro		OS		1.92	86	0	0	13 MAY 199	9	0	0	9	5.88
4	GIRAUDO ESCURRA Nicolas		MB		2.01	93	0	0	3 AUG 1994	16	9	0	25	16.34
5	FERNANDEZ Ignacio Martin		L		1.80	75	0	0	7 JUN 1994	0	0	0	0	0
6	ROBINS Nicolas		MB		1.93	89	0	0	25 SEP 1996	0	0	0	0	0
7	CACERES Franco Hernan		WS		1.98	94	0	0	28 MAR 199	0	0	0	0	0
8	BITAR Gaspar		S		1.83	73	0	0	19 NOV 199	3	5	1	9	5.88
9	ARDUINO Andres Nicolas (C)		WS		1.87	84	0	0	12 JUN 1995	26	1	0	27	17.65
10	ROBERTS Ignacio		S		1.82	82	0	0	28 MAY 199	0	0	0	0	0
11	BUCCIARELLI Juan Horacio		OS		1.98	92	0	0	26 NOV 199	50	4	6	60	39.22
14	TERAN ULLOA Manuel		OS		1.95	93	0	0	20 MAY 199	2	1	0	3	1.96
15	RAJCZAKOWSKI Flavio Jose		MB		2.01	94	0	0	10 JUL 1998	18	8	2	28	18.30
18	BENAVIDEZ Felipe		WS		1.93	84	0	0	31 JAN 1997	63	0	3	66	43.14

Coac KANTOR Waldo Ariel

Assista PEREIRA Pablo / SIMARO Esteban Ricardo

Phase	Opponent	Sets	Points per Set
Preliminary - Group	MEX	3 - 0	25 - 20, 25 - 16, 25 - 19
Preliminary - Group	SUI	3 - 1	25 - 20, 22 - 25, 25 - 18, 25 - 20
Preliminary - Group	ITA	2 - 3	25 - 23, 25 - 20, 15 - 25, 23 - 25,
Preliminary - Group	JPN	0 - 3	20 - 25, 23 - 25, 18 - 25

KOR - Republic of Korea

Shirt colour Blue

No.	Name	Shirt Name	Pos.	Han.	Height	Weight	Highest Reac		Date of Birth	Tournament Totals				
							Spike cm	Block cm		Spik	Bloc	Serv	Total	%
1	HONG Sanghyeok		WS		1.94	88	305	320	20 JUL 1998	37	2	1	40	28.17
2	SONG Wongeun		MB		1.98	83	305	320	23 JAN 1997	17	8	0	25	17.61
3	GIM Myeongqwan		S		1.96	80	295	300	8 JUL 1997	3	1	0	4	2.82
4	KIM Gwangil		S		1.89	78	290	310	30 MAR 199	0	0	1	1	0.70
5	KOO Jahyeok		L		1.81	77	300	310	10 JUL 1998	0	0	0	0	0
6	KIM Jeongho (C)		WS		1.87	83	280	300	1 MAR 1997	57	5	6	68	47.89
7	JEONG Seonghwan		MB		1.97	85	290	295	23 FEB 1996	11	1	0	12	8.45
8	JUENG Taehyun		WS		1.94	85	305	320	8 MAY 1997	3	0	1	4	2.82
9	GU Bonseung		OS		1.94	80	300	310	13 MAR 199	29	0	0	29	20.42
10	PARK Chanwoong		MB		1.96	80	305	320	13 AUG 199	1	1	0	2	1.41
11	KIM Seungtae		MB		1.94	87	290	300	26 MAR 199	0	0	0	0	0
12	PARK Changseong		OS		2.00	90	320	298	21 SEP 1998	12	0	2	14	9.86

Coac JANG Yeong Ki

Assista SONG Byung Il / CHOI Eunho

Phase	Opponent	Sets	Points per Set
Preliminary - Group	USA	2 - 3	21 - 25, 20 - 25, 25 - 18, 25 - 21,
Preliminary - Group	RUS	0 - 3	17 - 25, 22 - 25, 18 - 25
Preliminary - Group	POR	1 - 3	21 - 25, 20 - 25, 29 - 27, 8 - 25
Preliminary - Group	CHN	3 - 0	25 - 23, 25 - 19, 31 - 29

LEGEND

% Percentage of total team s (C) Team Captain BH Both Handed F1 Gold-medal Match F3 Bronze-medal Match
 F5 Final 5th-6th Place F7 Final 7th-8th Place Han Handedness L Libero LH Left Handed
 SFL Semi-finals WS Outside hitter RH Right Handed S Setter SF5 Semifinals 5-8



THU 11 JUL 2019
Start Time 20:00 - End Time 22:11
Match Duration 2h11

Results
P2

ARG vs KOR
2 3

Team	Sets	1	2	3	4	5	Total
ARG	2	24	25	25	19	12	105
KOR	3	26	16	18	25	15	100
	Playing Time	28min	23min	24min	26min	17min	1h58

First Refere REJAEYAN (FRA)

Second Refere HSU (TPE)

ARG - Argentina								
No.	Name	Pos	1	2	3	4	5	Pts
1	NIELSON RAMELLA Ramiro	OS	15		15	9	5	4
4	GIRAUDO ESCURRA Nicolas	MB	2	6	1	6	6	7
5	FERNANDEZ Ignacio Martin	L	L	L	L	L	L	
6	ROBINS Nicolas	MB			8			
7	CACERES Franco Hernan	WS		9				1
8	BITAR Gaspar	S	3	1	2	1	1	3
9	ARDUINO Andres Nicolas (C)	WS	1	5	6	5		2
10	ROBERTS Ignacio	S						
11	BUCCIARELLI Juan Horacio	OS	6	4	5	4	4	15
14	TERAN ULLOA Manuel	OS	8		11	8	8	2
15	RAJCZAKOWSKI Flavio Jose	MB	5	3	4	3	3	13
18	BENAVIDEZ Felipe	WS	4	2	3	2	2	32

KOR - Republic of Korea								
No.	Name	Pos	1	2	3	4	5	Pts
1	HONG Sanghyeok	WS	4	4	4	1	1	17
2	SONG Wongeun	MB	5	5	5	2	2	6
3	GIM Myeongwan	S	6	4	6	4	4	1
4	KIM Gwangil	S	3	6	3	3	3	1
5	KOO Jahyeok	L	L	L	L	L	L	
6	KIM Jeongho (C)	WS	1	1	1	4	4	19
7	JEONG Seonghwan	MB	2	2	2	5	5	9
8	JUENG Taehyun	WS	2	6	6	2	7	2
9	GU Bonseung	OS	3	3	3	6	6	15
10	PARK Chanwoong	MB						
11	KIM Seungtae	MB						
12	PARK Changseong	OS			9			

Coach KANTOR Waldo Ariel
Assistant Coach PEREIRA Pablo / SIMARO Esteban Ricardo

Coach JANG Yeong Ki
Assistant Coach SONG Byung Il / CHOI Eunho

TEAM AND PLAYER PERFORMANCES

Won	Total Atts	No. Name	Scoring Skills	Won	Total Atts	No. Name
66	123	Total Team	Spike	65	140	Total Team
28	45	18 BENAVIDEZ Felipe		17	42	6 KIM Jeongho
12	31	11 BUCCIARELLI Juan Horacio		16	37	1 HONG Sanghyeok
12	15	15 RAJCZAKOWSKI Flavio Jose		15	31	9 GU Bonseung
7	60	Total Team	Block	2	29	Total Team
3	21	4 GIRAUDO ESCURRA Nicolas		1	4	2 SONG Wongeun
2	5	11 BUCCIARELLI Juan Horacio		1	6	1 HONG Sanghyeok
1	13	15 RAJCZAKOWSKI Flavio Jose				
6	105	Total Team	Serve	3	97	Total Team
4	18	18 BENAVIDEZ Felipe		2	16	6 KIM Jeongho
1	22	8 BITAR Gaspar		1	14	7 JEONG Seonghwan
1	18	11 BUCCIARELLI Juan Horacio				
48		Total Team	Opp. Error	59		Total Team
127	288	Total Team	Total	129	266	Total Team
32	73	18 BENAVIDEZ Felipe	Best Scorer	19	61	6 KIM Jeongho

LEGEND

(C) Team Captain
nn Substitute where nn = shirt number of outgoing player
MB Middle blocker
OS Opposite hitter
S Setter
n Starting line-up where n= starting position on court
Atts Attempts
No. Shirt Number
Pos Playing Position
WS Outside hitter
L Substitute Libero
Libero
Opp Opponent
Pts Points scored



THU 11 JUL 2019

Start Time 20:00 - End Time 22:11

Match Duration: 2h11

Match Statistics

P3


ARG vs KOR
2 3


Team	Sets	1	2	3	4	5	Total
ARG	2	24	25	25	19	12	105
KOR	3	26	16	18	25	15	100
	Playing Time	28min	23min	24min	26min	17min	1h58


First Refere REJAEYAN (FRA)

Second Refere HSU (TPE)

ARG - Argentina

Scoring Spike	Rk	No.	Name	Spikes	Faults	Shots	Total Attempts	Eff %
	1	15	RAJCAKOWSKI Flavio Jose	12	1	2	15	73.33
	2	14	TERAN ULLOA Manuel	2	-	2	4	50.00
	2	7	CACERES Franco Hernan	1	-	1	2	50.00
	4	18	BENAVIDEZ Felipe	28	6	11	45	48.89
	5	1	NIELSON RAMELLA Ramiro Nicolas	4	-	5	9	44.44
	6	4	GIRAUDO ESCURRA Nicolas	4	1	2	7	42.86
	7	8	BITAR Gaspar	1	-	2	3	33.33
	8	11	BUCCIARELLI Juan Horacio	12	4	15	31	25.81
	9	ARDUINO Andres Nicolas	2	1	4	7		
	5	FERNANDEZ Ignacio Martin	-	-	-	-		
	6	ROBINS Nicolas	-	-	-	-		
	10	ROBERTS Ignacio	-	-	-	-		
Limit								
15.00%	Team Totals			66	13	44	123	43.09

Scoring Block	Rk	No.	Name	Kill Blocks	Faults	Rebounds	Total Attempts	Avg. by Set
	1	4	GIRAUDO ESCURRA Nicolas	3	11	7	21	0.60
	2	11	BUCCIARELLI Juan Horacio	2	2	1	5	0.40
	3	15	RAJCAKOWSKI Flavio Jose	1	6	6	13	0.20
	3	8	BITAR Gaspar	1	1	3	5	0.20
		18	BENAVIDEZ Felipe	-	5	5	10	
		1	NIELSON RAMELLA Ramiro Nicolas	-	3	1	4	
		9	ARDUINO Andres Nicolas	-	1	-	1	
		14	TERAN ULLOA Manuel	-	1	-	1	
		5	FERNANDEZ Ignacio Martin	-	-	-	-	
		6	ROBINS Nicolas	-	-	-	-	
	7	CACERES Franco Hernan	-	-	-	-		
	10	ROBERTS Ignacio	-	-	-	-		
	Team Totals			7	30	23	60	1.40

Scoring Service	Rk	No.	Name	Aces	Faults	Serve Hits	Total Attempts	Avg. by Set
	1	18	BENAVIDEZ Felipe	4	5	9	18	0.80
	2	8	BITAR Gaspar	1	4	17	22	0.20
	2	11	BUCCIARELLI Juan Horacio	1	3	14	18	0.20
		4	GIRAUDO ESCURRA Nicolas	-	1	18	19	
		15	RAJCAKOWSKI Flavio Jose	-	-	11	11	
		9	ARDUINO Andres Nicolas	-	-	9	9	
		1	NIELSON RAMELLA Ramiro Nicolas	-	-	7	7	
		14	TERAN ULLOA Manuel	-	1	-	1	
		5	FERNANDEZ Ignacio Martin	-	-	-	-	
		6	ROBINS Nicolas	-	-	-	-	
	7	CACERES Franco Hernan	-	-	-	-		
	10	ROBERTS Ignacio	-	-	-	-		
	Team Totals			6	14	85	105	1.20

Team	Opponent Errors & Team Faults	48	-		
------	-------------------------------	----	---	--	--



THU 11 JUL 2019


Start Time 20:00 - End Time 22:11


Match Duration: 2h11


Match Statistics

P3

ARG - Argentina

Non-Scoring Dig	Rk	No.	Name	Digs	Faults	Receptions	Total Attempts	Avg. by Set
		1	NIELSON RAMELLA Ramiro Nicolas	-	-	-	-	-
		4	GIRAUDO ESCURRA Nicolas	-	-	-	-	-
		5	FERNANDEZ Ignacio Martin	-	-	-	-	-
		6	ROBINS Nicolas	-	-	-	-	-
		7	CACERES Franco Hernan	-	-	-	-	-
		8	BITAR Gaspar	-	-	-	-	-
		9	ARDUINO Andres Nicolas	-	-	-	-	-
		10	ROBERTS Ignacio	-	-	-	-	-
		11	BUCCIARELLI Juan Horacio	-	-	-	-	-
		14	TERAN ULLOA Manuel	-	-	-	-	-
		15	RAJZAKOWSKI Flavio Jose	-	-	-	-	-
		18	BENAVIDEZ Felipe	-	-	-	-	-
	Team Totals				-	-	-	-

Non-Scoring Set	Rk	No.	Name	Running Sets	Faults	Still Sets	Total Attempts	Avg. by Set
		8	BITAR Gaspar	-	1	-	1	-
		1	NIELSON RAMELLA Ramiro Nicolas	-	-	-	-	-
		4	GIRAUDO ESCURRA Nicolas	-	-	-	-	-
		5	FERNANDEZ Ignacio Martin	-	-	-	-	-
		6	ROBINS Nicolas	-	-	-	-	-
		7	CACERES Franco Hernan	-	-	-	-	-
		9	ARDUINO Andres Nicolas	-	-	-	-	-
		10	ROBERTS Ignacio	-	-	-	-	-
		11	BUCCIARELLI Juan Horacio	-	-	-	-	-
		14	TERAN ULLOA Manuel	-	-	-	-	-
		15	RAJZAKOWSKI Flavio Jose	-	-	-	-	-
		18	BENAVIDEZ Felipe	-	-	-	-	-
	Team Totals				-	1	-	1

Non-Scoring Reception	Rk	No.	Name	Excellent	Faults	Serve Receptions	Total Attempts	Succ. %	
	1	4	GIRAUDO ESCURRA Nicolas	2	-	-	2	100.00	
	1	15	RAJZAKOWSKI Flavio Jose	1	-	-	1	100.00	
	3	18	BENAVIDEZ Felipe	26	2	6	34	76.47	
	4	9	ARDUINO Andres Nicolas	8	1	4	13	61.54	
	5	5	FERNANDEZ Ignacio Martin	8	-	7	15	53.33	
	6	1	NIELSON RAMELLA Ramiro Nicolas	6	-	7	13	46.15	
		8	BITAR Gaspar	-	-	1	1	-	
		6	ROBINS Nicolas	-	-	-	-	-	
		7	CACERES Franco Hernan	-	-	-	-	-	
		10	ROBERTS Ignacio	-	-	-	-	-	
		11	BUCCIARELLI Juan Horacio	-	-	-	-	-	
		14	TERAN ULLOA Manuel	-	-	-	-	-	
	Limit								
	25.00%	Team Totals			51	3	25	79	64.56



THU 11 JUL 2019


Start Time 20:00 - End Time 22:11


Match Duration: 2h11


Match Statistics

P3

KOR - Republic of Korea

Scoring Spike	Rk	No.	Name	Spikes	Faults	Shots	Total Attempts	Eff %
	1	3	GIM Myeongwan	1	-	-	1	100.00
	2	7	JEONG Seonghwan	8	1	2	11	63.64
	3	2	SONG Wongeun	5	-	3	8	62.50
	4	8	JUENG Taehyun	2	-	2	4	50.00
	5	9	GU Bonseung	15	2	14	31	41.94
	6	6	KIM Jeongho	17	5	20	42	28.57
	7	1	HONG Sanghyeok	16	6	15	37	27.03
		4	KIM Gwangil	1	1	-	2	
		12	PARK Changseong	-	2	2	4	
		5	KOO Jahyeok	-	-	-	-	
		10	PARK Chanwoong	-	-	-	-	
Limit		11	KIM Seungtae	-	-	-	-	
15.00%	Team Totals			65	17	58	140	34.29

Scoring Block	Rk	No.	Name	Kill Blocks	Faults	Rebounds	Total Attempts	Avg. by Set
	1	1	HONG Sanghyeok	1	4	1	6	0.20
	1	2	SONG Wongeun	1	2	1	4	0.20
		7	JEONG Seonghwan	-	6	3	9	
		4	KIM Gwangil	-	3	-	3	
		6	KIM Jeongho	-	2	1	3	
		9	GU Bonseung	-	1	2	3	
		3	GIM Myeongwan	-	1	-	1	
		5	KOO Jahyeok	-	-	-	-	
		8	JUENG Taehyun	-	-	-	-	
		10	PARK Chanwoong	-	-	-	-	
		11	KIM Seungtae	-	-	-	-	
		12	PARK Changseong	-	-	-	-	
	Team Totals			2	19	8	29	0.40

Scoring Service	Rk	No.	Name	Aces	Faults	Serve Hits	Total Attempts	Avg. by Set
	1	6	KIM Jeongho	2	6	8	16	0.40
	2	7	JEONG Seonghwan	1	1	12	14	0.20
		9	GU Bonseung	-	-	17	17	
		2	SONG Wongeun	-	-	15	15	
		1	HONG Sanghyeok	-	4	8	12	
		4	KIM Gwangil	-	-	11	11	
		8	JUENG Taehyun	-	2	6	8	
		3	GIM Myeongwan	-	-	3	3	
		12	PARK Changseong	-	-	1	1	
		5	KOO Jahyeok	-	-	-	-	
		10	PARK Chanwoong	-	-	-	-	
		11	KIM Seungtae	-	-	-	-	
		Team Totals			3	13	81	97

Team	Opponent Errors & Team Faults			
		59	-	



THU 11 JUL 2019


Start Time 20:00 - End Time 22:11


Match Duration: 2h11


Match Statistics

P3

KOR - Republic of Korea

Non-Scoring Dig	Rk	No.	Name	Digs	Faults	Receptions	Total Attempts	Avg. by Set
		1	HONG Sanghyeok	-	-	-	-	
		2	SONG Wongeun	-	-	-	-	
		3	GIM Myeonggwon	-	-	-	-	
		4	KIM Gwangil	-	-	-	-	
		5	KOO Jahyeok	-	-	-	-	
		6	KIM Jeongho	-	-	-	-	
		7	JEONG Seonghwan	-	-	-	-	
		8	JUENG Taehyun	-	-	-	-	
		9	GU Bonseung	-	-	-	-	
		10	PARK Chanwoong	-	-	-	-	
		11	KIM Seungtae	-	-	-	-	
		12	PARK Changseong	-	-	-	-	
Team Totals				-	-	-	-	

Non-Scoring Set	Rk	No.	Name	Running Sets	Faults	Still Sets	Total Attempts	Avg. by Set
		1	HONG Sanghyeok	-	-	-	-	
		2	SONG Wongeun	-	-	-	-	
		3	GIM Myeonggwon	-	-	-	-	
		4	KIM Gwangil	-	-	-	-	
		5	KOO Jahyeok	-	-	-	-	
		6	KIM Jeongho	-	-	-	-	
		7	JEONG Seonghwan	-	-	-	-	
		8	JUENG Taehyun	-	-	-	-	
		9	GU Bonseung	-	-	-	-	
		10	PARK Chanwoong	-	-	-	-	
		11	KIM Seungtae	-	-	-	-	
		12	PARK Changseong	-	-	-	-	
Team Totals				-	-	-	-	

Non-Scoring Reception	Rk	No.	Name	Excellents	Faults	Serve Receptions	Total Attempts	Succ. %
	1	4	KIM Gwangil	1	-	-	1	100.00
	2	1	HONG Sanghyeok	20	1	6	27	74.07
	3	8	JUENG Taehyun	2	-	1	3	66.67
	4	6	KIM Jeongho	20	3	14	37	54.05
	5	5	KOO Jahyeok	10	2	8	20	50.00
	5	2	SONG Wongeun	1	-	1	2	50.00
		3	GIM Myeonggwon	-	-	-	-	
		7	JEONG Seonghwan	-	-	-	-	
		9	GU Bonseung	-	-	-	-	
		10	PARK Chanwoong	-	-	-	-	
		11	KIM Seungtae	-	-	-	-	
		12	PARK Changseong	-	-	-	-	
Limit								
25.00%	Team Totals			54	6	30	90	60.00

LEGEND

Avg. Average

Eff. Efficiency

No. Shirt Number

Rk Rank

Suc Success %



THU 11 JUL 2019

Start List

Start Time 14:30

BRA vs CHI

P1

First Refere LOT (ITA)

Second Refere MICHLICH (POL)

BRA - Brazil

Shirt colour Blue

No.	Name	Shirt Name	Pos.	Han.	Height	Weight	Highest Reac		Date of Birth	Tournament Totals				
							Spike cm	Block cm		Spik	Bloc	Serv	Total	%
1	TORELLI Cristiano		S		1.93	83	0	0	29 OCT 199	4	1	4	9	8.91
2	SANTOS Matheus		L		1.81	90	0	0	27 OCT 199	0	0	0	0	0
3	GROSSI Anderson (C)		MB		2.04	98	0	0	31 MAY 199	15	2	2	19	18.81
4	SANTOS OLIVEIRA Cristian		WS		1.88	94	0	0	23 OCT 199	13	0	0	13	12.87
6	ALCANTARA Victor		MB		1.92	90	0	0	21 MAR 199	33	4	2	39	38.61
8	VITORIA Edgar		S		1.84	76	0	0	10 JAN 1996	2	0	0	2	1.98
9	SILVA Luan		WS		1.93	94	0	0	20 OCT 199	16	0	1	17	16.83
10	VENTURA MACHADO Pablo		WS		1.95	97	0	0	29 APR 1998	56	3	5	64	63.37
13	MORALEZ Renan		MB		1.99	103	0	0	3 JAN 1994	25	13	5	43	42.57
14	MARCARINI Raphael		WS		2.03	99	0	0	12 JAN 1997	4	1	1	6	5.94
16	PEREIRA Dario		OS		1.98	74	0	0	15 JAN 1997	0	0	0	0	0

Coac THIESEN Flavio

Assista THIESEN Marcelo / MAUES Rodrigo

Phase	Opponent	Sets	Points per Set
Preliminary - Group	POL	0 - 3	22 - 25, 11 - 25, 23 - 25
Preliminary - Group	CAN	3 - 1	25 - 13, 18 - 25, 25 - 21, 25 - 18
Preliminary - Group	FRA	1 - 3	21 - 25, 18 - 25, 25 - 21, 22 - 25
Preliminary - Group	IRI	3 - 0	25 - 18, 25 - 21, 25 - 18

CHI - Chile

Shirt colour White

No.	Name	Shirt Name	Pos.	Han.	Height	Weight	Highest Reac		Date of Birth	Tournament Totals				
							Spike cm	Block cm		Spik	Bloc	Serv	Total	%
1	SHILLING Jan	SHILLING	MB		1.90	83	290	303	3 AUG 1994	19	6	0	25	25.77
4	CASTILLO Leonardo		S		1.77	66	280	290	26 JAN 1995	3	1	0	4	4.12
5	SOTO Sebastian		L		1.78	100	280	287	9 NOV 1998	0	0	0	0	0
7	BAEZA Christopher (C)		WS		1.97	87	288	304	21 DEC 199	41	6	0	47	48.45
9	ARDILES Nicolas		WS		1.88	86	289	301	19 OCT 200	23	4	0	27	27.84
11	RUIZ Benjamin		OS		1.86	86	295	303	14 JUL 1997	30	9	1	40	41.24
12	LEON Joaquin		S		1.91	93	290	297	23 OCT 199	1	3	0	4	4.12
13	DROGUETT Vicente		WS		1.90	90	290	301	23 JUN 2000	0	0	0	0	0
14	JERIA Rodrigo		WS		1.93	93	290	300	25 APR 1996	0	0	0	0	0
16	ZENTENO Julian		MB		1.93	80	291	302	12 JUL 1999	9	1	0	10	10.31
18	BORELLI Gianluca		OS		1.91	80	290	301	25 JUN 1996	25	0	1	26	26.80
20	FUENTES Bastian	FUENTES	MB		1.94	96	291	305	17 APR 1998	16	5	2	23	23.71

Coac HERNANDEZ Cristian

Assista ORELLANA Julio / SERRANO Claudio

Phase	Opponent	Sets	Points per Set
Preliminary - Group	CZE	0 - 3	13 - 25, 15 - 25, 28 - 30
Preliminary - Group	HKG	3 - 0	25 - 22, 34 - 32, 25 - 18
Preliminary - Group	TPE	1 - 3	25 - 22, 18 - 25, 14 - 25, 9 - 25
Preliminary - Group	UKR	2 - 3	25 - 21, 22 - 25, 23 - 25, 25 - 20,

LEGEND

%	Percentage of total team s	(C)	Team Captain	BH	Both Handed	F1	Gold-medal Match	F3	Bronze-medal Match
F5	Final 5th-6th Place	F7	Final 7th-8th Place	Han	Handedness	L	Libero	LH	Left Handed
SFL	Semi-finals	WS	Outside hitter	RH	Right Handed	S	Setter	SF5	Semifinals 5-8



THU 11 JUL 2019
Start Time 14:30 - End Time 16:28
Match Duration 1h58

Results
P2

BRA vs CHI
3 1

Team	Sets	1	2	3	4	Total
BRA	3	23	25	25	25	98
CHI	1	25	19	22	19	85
	Playing Time	27min	25min	30min	26min	1h48

First Refere LOT (ITA)

Second Refere MICHLICH (POL)

BRA - Brazil								
No.	Name	Pos	1	2	3	4	5	Pts
1	TORELLI Cristiano	S	2	2	2	2		1
2	SANTOS Matheus	L	L	L	L	L		
3	GROSSI Anderson (C)	MB	4	1	1	1		10
4	SANTOS OLIVEIRA Cristiano	WS	10	3	3	3		9
6	ALCANTARA Victor	MB	5	4	4	4		10
8	VITORIA Edgar	S	6	16				
9	SILVA Luan	WS	6	6	6	6		9
10	VENTURA MACHADO Pablo	WS	3	1				1
13	MORALEZ Renan	MB	1					6
14	MARCARINI Raphael	WS						
16	PEREIRA Dario	OS	1	5	5	5		23

CHI - Chile								
No.	Name	Pos	1	2	3	4	5	Pts
1	SHILLING Jan	MB	3	4				2
4	CASTILLO Leonardo	S	11	11	12	18		
5	SOTO Sebastian	L	L	L	L	L		
7	BAEZA Cristopher (C)	WS	2	3	2	3		20
9	ARDILES Nicolas	WS	5	6	13	6		7
11	RUIZ Benjamin	OS	4	5	4			12
12	LEON Joaquin	S	1	2	1	2		1
13	DROGUETT Vicente	WS		9	5	12		3
14	JERIA Rodrigo	WS				9		2
16	ZENTENO Julian	MB		1	3	4		2
18	BORELLI Gianluca	OS	12	12	11	5		5
20	FUENTES Bastian	MB	6	1	6	1		6

Coach THIESSEN Flavio
Assistant Coach THIESSEN Marcelo / MAUES Rodrigo

Coach HERNANDEZ Cristian
Assistant Coach ORELLANA Julio / SERRANO Claudio

TEAM AND PLAYER PERFORMANCES

Won	Total Atts	No. Name	Scoring Skills	Won	Total Atts	No. Name
57	130	Total Team	Spike	43	110	Total Team
19	36	16 PEREIRA Dario		16	31	7 BAEZA Cristopher
10	20	6 ALCANTARA Victor		8	27	11 RUIZ Benjamin
9	16	4 SANTOS OLIVEIRA Cristiano		6	13	9 ARDILES Nicolas
7	41	Total Team	Block	16	53	Total Team
3	7	16 PEREIRA Dario		4	13	7 BAEZA Cristopher
2	4	13 MORALEZ Renan		4	9	20 FUENTES Bastian
2	14	3 GROSSI Anderson		3	6	11 RUIZ Benjamin
5	97	Total Team	Serve	1	86	Total Team
2	13	9 SILVA Luan		1	11	11 RUIZ Benjamin
1	16	1 TORELLI Cristiano				
1	17	16 PEREIRA Dario				
47		Total Team	Opp. Error	45		Total Team
116	268	Total Team	Total	105	249	Total Team

23	60	16 PEREIRA Dario	Best Scorer	20	56	7 BAEZA Cristopher
----	----	------------------	--------------------	----	----	--------------------

LEGEND

(C) Team Captain
nn Substitute where nn = shirt number of outgoing player
MB Middle blocker
OS Opposite hitter
S Setter
n Starting line-up where n= starting position on court
Atts Attempts
No. Shirt Number
Pos Playing Position
WS Outside hitter
L Substitute Libero
L Libero
Opp Opponent
Pts Points scored



THU 11 JUL 2019

Start Time 14:30 - End Time 16:28

Match Duration: 1h58

Match Statistics

P3

BRA vs CHI
3 1


Team	Sets	1	2	3	4	Total
BRA	3	23	25	25	25	98
CHI	1	25	19	22	19	85
	Playing Time	27min	25min	30min	26min	1h48


First Refere LOT (ITA)

Second Refere MICHLICH (POL)

BRA - Brazil

Scoring Spike	Rk	No.	Name	Spikes	Faults	Shots	Total Attempts	Eff %	
	1	13	MORALEZ Renan	4	1	1	6	50.00	
	2	6	ALCANTARA Victor	10	1	9	20	45.00	
	3	4	SANTOS OLIVEIRA Cristiano	9	2	5	16	43.75	
	4	3	GROSSI Anderson	7	2	5	14	35.71	
	5	16	PEREIRA Dario	19	11	6	36	22.22	
		9	SILVA Luan	7	5	17	29		
		10	VENTURA MACHADO Pablo Natan	1	5	1	7		
		1	TORELLI Cristiano	-	-	2	2		
		2	SANTOS Matheus	-	-	-	-		
		8	VITORIA Edgar	-	-	-	-		
		14	MARCARINI Raphael	-	-	-	-		
	Limit								
	15.00%								
	Team Totals				57	27	46	130	23.08

Scoring Block	Rk	No.	Name	Kill Blocks	Faults	Rebounds	Total Attempts	Avg. by Set	
	1	13	MORALEZ Renan	2	1	1	4	2.00	
	2	16	PEREIRA Dario	3	2	2	7	0.75	
	3	3	GROSSI Anderson	2	5	7	14	0.50	
		6	ALCANTARA Victor	-	6	1	7		
		9	SILVA Luan	-	3	2	5		
		1	TORELLI Cristiano	-	1	2	3		
		4	SANTOS OLIVEIRA Cristiano	-	1	-	1		
		2	SANTOS Matheus	-	-	-	-		
		8	VITORIA Edgar	-	-	-	-		
		10	VENTURA MACHADO Pablo Natan	-	-	-	-		
		14	MARCARINI Raphael	-	-	-	-		
	Team Totals				7	19	15	41	1.75

Scoring Service	Rk	No.	Name	Aces	Faults	Serve Hits	Total Attempts	Avg. by Set	
	1	9	SILVA Luan	2	1	10	13	0.50	
	2	3	GROSSI Anderson	1	2	14	17	0.25	
	2	16	PEREIRA Dario	1	3	13	17	0.25	
	2	1	TORELLI Cristiano	1	-	15	16	0.25	
		6	ALCANTARA Victor	-	4	13	17		
		4	SANTOS OLIVEIRA Cristiano	-	3	6	9		
		10	VENTURA MACHADO Pablo Natan	-	-	5	5		
		13	MORALEZ Renan	-	1	1	2		
		8	VITORIA Edgar	-	1	1	1		
		2	SANTOS Matheus	-	-	-	-		
		14	MARCARINI Raphael	-	-	-	-		
	Team Totals				5	14	78	97	1.25

Team	Opponent Errors & Team Faults			
		47	-	



THU 11 JUL 2019


Start Time 14:30 - End Time 16:28


Match Duration: 1h58


Match Statistics

P3

BRA - Brazil

Non-Scoring Dig	Rk	No.	Name	Digs	Faults	Receptions	Total Attempts	Avg. by Set
		1	TORELLI Cristiano	-	-	-	-	
		2	SANTOS Matheus	-	-	-	-	
		3	GROSSI Anderson	-	-	-	-	
		4	SANTOS OLIVEIRA Cristiano	-	-	-	-	
		6	ALCANTARA Victor	-	-	-	-	
		8	VITORIA Edgar	-	-	-	-	
		9	SILVA Luan	-	-	-	-	
		10	VENTURA MACHADO Pablo Natan	-	-	-	-	
		13	MORALEZ Renan	-	-	-	-	
		14	MARCARINI Raphael	-	-	-	-	
	16	PEREIRA Dario	-	-	-	-		
Team Totals				-	-	-	-	

Non-Scoring Set	Rk	No.	Name	Running Sets	Faults	Still Sets	Total Attempts	Avg. by Set
		1	TORELLI Cristiano	-	-	-	-	
		2	SANTOS Matheus	-	-	-	-	
		3	GROSSI Anderson	-	-	-	-	
		4	SANTOS OLIVEIRA Cristiano	-	-	-	-	
		6	ALCANTARA Victor	-	-	-	-	
		8	VITORIA Edgar	-	-	-	-	
		9	SILVA Luan	-	-	-	-	
		10	VENTURA MACHADO Pablo Natan	-	-	-	-	
		13	MORALEZ Renan	-	-	-	-	
		14	MARCARINI Raphael	-	-	-	-	
	16	PEREIRA Dario	-	-	-	-		
Team Totals				-	-	-	-	

Non-Scoring Reception	Rk	No.	Name	Excellents	Faults	Serve Receptions	Total Attempts	Succ. %
	1	9	SILVA Luan	31	-	17	48	64.58
	2	2	SANTOS Matheus	8	1	5	14	57.14
	3	4	SANTOS OLIVEIRA Cristiano	3	-	4	7	42.86
		10	VENTURA MACHADO Pablo Natan	-	-	2	2	
		1	TORELLI Cristiano	-	-	-	-	
		3	GROSSI Anderson	-	-	-	-	
		6	ALCANTARA Victor	-	-	-	-	
		8	VITORIA Edgar	-	-	-	-	
		13	MORALEZ Renan	-	-	-	-	
		14	MARCARINI Raphael	-	-	-	-	
	16	PEREIRA Dario	-	-	-	-		
Limit								
25.00%	Team Totals			42	1	28	71	59.15



THU 11 JUL 2019


Start Time 14:30 - End Time 16:28


Match Duration: 1h58


Match Statistics

P3

CHI - Chile

Scoring Spike	Rk	No.	Name	Spikes	Faults	Shots	Total Attempts	Eff %
	1	12	LEON Joaquin	1	-	-	1	100.00
	2	13	DROGUETT Vicente	3	-	3	6	50.00
	3	7	BAEZA Cristopher	16	5	10	31	35.48
	4	18	BORELLI Gianluca	5	2	9	16	18.75
		11	RUIZ Benjamin	8	5	14	27	
		9	ARDILES Nicolas	6	4	3	13	
		20	FUENTES Bastian	2	4	3	9	
		14	JERIA Rodrigo	1	1	1	3	
		16	ZENTENO Julian	1	1	-	2	
		1	SHILLING Jan	-	-	1	2	
		4	CASTILLO Leonardo	-	-	-	-	
		5	SOTO Sebastian	-	-	-	-	
	Limit							
15.00%	Team Totals			43	23	44	110	18.18

Scoring Block	Rk	No.	Name	Kill Blocks	Faults	Rebounds	Total Attempts	Avg. by Set
	1	7	BAEZA Cristopher	4	1	8	13	1.00
	1	20	FUENTES Bastian	4	3	2	9	1.00
	1	11	RUIZ Benjamin	3	1	2	6	1.00
	1	1	SHILLING Jan	2	2	1	5	1.00
	1	14	JERIA Rodrigo	1	-	-	1	1.00
	6	16	ZENTENO Julian	1	3	2	6	0.33
	7	9	ARDILES Nicolas	1	1	3	5	0.25
		13	DROGUETT Vicente	-	2	1	3	
		18	BORELLI Gianluca	-	-	3	3	
		4	CASTILLO Leonardo	-	1	1	2	
		5	SOTO Sebastian	-	-	-	-	
		12	LEON Joaquin	-	-	-	-	
	Team Totals				16	14	23	53

Scoring Service	Rk	No.	Name	Aces	Faults	Serve Hits	Total Attempts	Avg. by Set
	1	11	RUIZ Benjamin	1	2	8	11	0.33
		7	BAEZA Cristopher	-	1	11	12	
		12	LEON Joaquin	-	-	12	12	
		13	DROGUETT Vicente	-	-	11	11	
		20	FUENTES Bastian	-	3	7	10	
		16	ZENTENO Julian	-	1	8	9	
		9	ARDILES Nicolas	-	1	5	6	
		18	BORELLI Gianluca	-	1	4	5	
		1	SHILLING Jan	-	1	3	4	
		14	JERIA Rodrigo	-	-	4	4	
		4	CASTILLO Leonardo	-	-	2	2	
		5	SOTO Sebastian	-	-	-	-	
	Team Totals				1	10	75	86

Team	Opponent Errors & Team Faults	45	-		
-------------	--	-----------	----------	--	--



THU 11 JUL 2019


Start Time 14:30 - End Time 16:28


Match Duration: 1h58


Match Statistics

P3

CHI - Chile

Non-Scoring Dig	Rk	No.	Name	Digs	Faults	Receptions	Total Attempts	Avg. by Set
		1	SHILLING Jan	-	-	-	-	
		4	CASTILLO Leonardo	-	-	-	-	
		5	SOTO Sebastian	-	-	-	-	
		7	BAEZA Christopher	-	-	-	-	
		9	ARDILES Nicolas	-	-	-	-	
		11	RUIZ Benjamin	-	-	-	-	
		12	LEON Joaquin	-	-	-	-	
		13	DROGUETT Vicente	-	-	-	-	
		14	JERIA Rodrigo	-	-	-	-	
		16	ZENTENO Julian	-	-	-	-	
		18	BORELLI Gianluca	-	-	-	-	
		20	FUENTES Bastian	-	-	-	-	
Team Totals				-	-	-	-	

Non-Scoring Set	Rk	No.	Name	Running Sets	Faults	Still Sets	Total Attempts	Avg. by Set
		12	LEON Joaquin	-	2	-	2	
		1	SHILLING Jan	-	-	-	-	
		4	CASTILLO Leonardo	-	-	-	-	
		5	SOTO Sebastian	-	-	-	-	
		7	BAEZA Christopher	-	-	-	-	
		9	ARDILES Nicolas	-	-	-	-	
		11	RUIZ Benjamin	-	-	-	-	
		13	DROGUETT Vicente	-	-	-	-	
		14	JERIA Rodrigo	-	-	-	-	
		16	ZENTENO Julian	-	-	-	-	
		18	BORELLI Gianluca	-	-	-	-	
		20	FUENTES Bastian	-	-	-	-	
Team Totals				-	2	-	2	

Non-Scoring Reception	Rk	No.	Name	Excellent	Faults	Serve Receptions	Total Attempts	Succ. %
	1	7	BAEZA Christopher	13	-	16	29	44.83
	2	5	SOTO Sebastian	6	2	7	15	40.00
	3	9	ARDILES Nicolas	8	2	11	21	38.10
	4	14	JERIA Rodrigo	3	1	4	8	37.50
	5	13	DROGUETT Vicente	3	-	7	10	30.00
		1	SHILLING Jan	-	-	-	-	
		4	CASTILLO Leonardo	-	-	-	-	
		11	RUIZ Benjamin	-	-	-	-	
		12	LEON Joaquin	-	-	-	-	
		16	ZENTENO Julian	-	-	-	-	
		18	BORELLI Gianluca	-	-	-	-	
		20	FUENTES Bastian	-	-	-	-	
Limit								
25.00%	Team Totals			33	5	45	83	39.76

LEGEND

Avg. Average

Eff. Efficiency

No. Shirt Number

Rk Rank

Suc Success %



THU 11 JUL 2019
Start Time 12:00

Start List

USA vs SUI

P1

First Refere CABRERA (ARG)

Second Refere WANG JUN (CHN)

USA - United States

Shirt colour White

No.	Name	Shirt Name	Pos.	Han.	Height	Weight	Highest Reac		Date of Birth	Tournament Totals				
							Spike cm	Block cm		Spik	Bloc	Serv	Total	%
1	JASPER Jaylen Mario		OS		2.00	95	0	0	5 MAR 1999	47	4	2	53	61.63
2	WILDMAN Brett Mcgehee (C)		WS		1.95	86	0	0	6 MAR 2000	19	1	2	22	25.58
3	ZOLG Garrett Christopher		S		1.90	79	0	0	23 AUG 199	4	0	2	6	6.98
4	RATTRAY Brandon Michael		OS		1.95	90	0	0	22 MAR 199	12	1	0	13	15.12
5	DIXON Parker Olin		WS		2.00	86	0	0	6 NOV 1997	10	2	0	12	13.95
6	SIMMONS Michael Dean		L		1.93	81	0	0	22 SEP 1995	0	0	0	0	0
7	SIEGFRIED Ethan Michael		WS		1.85	84	0	0	30 SEP 1998	20	2	2	24	27.91
8	BARSEMIAN Raymond Sarki		WS		1.98	88	0	0	13 SEP 1997	7	6	1	14	16.28
9	GIBB Chandler John		S		1.88	79	0	0	3 APR 1996	0	2	2	4	4.65
10	MITCHEM Tyler Joseph		MB		2.10	104	0	0	24 MAY 199	26	4	0	30	34.88
11	PRESHO Kyle Jacob		MB		2.03	97	0	0	8 AUG 1999	9	3	1	13	15.12
12	LEESON Blake Gregory		MB		2.03	86	0	0	7 JUN 1995	27	11	0	38	44.19

Coac PERROTTE Ryan

Assista SHIARI Morteza / KELLY William Timothy

Phase	Opponent	Sets	Points per Set
Preliminary - Group	KOR	3 - 2	25 - 21, 25 - 20, 18 - 25, 21 - 25,
Preliminary - Group	CHN	3 - 2	19 - 25, 25 - 22, 25 - 22, 23 - 25,
Preliminary - Group	RUS	0 - 3	13 - 25, 15 - 25, 19 - 25
Preliminary - Group	POR	0 - 3	19 - 25, 31 - 33, 21 - 25

SUI - Switzerland

Shirt colour Black

No.	Name	Shirt Name	Pos.	Han.	Height	Weight	Highest Reac		Date of Birth	Tournament Totals				
							Spike cm	Block cm		Spik	Bloc	Serv	Total	%
1	ROTH Yves		OS		1.99	86	328	302	8 MAY 1997	37	6	1	44	44.00
2	HARKSEN Peer (C)		S		1.94	88	330	320	30 DEC 199	5	4	0	9	9.00
3	FRAME Christopher		MB		1.96	90	346	315	17 APR 1996	3	5	0	8	8.00
6	VON BURG Mischa Nicola		MB		1.98	90	335	320	17 DEC 199	14	3	1	18	18.00
7	ZERIKA Karim		MB		1.99	87	346	326	2 DEC 1996	17	14	1	32	32.00
8	ZELLER Quentin		WS		2.00	90	350	310	29 MAR 199	38	2	2	42	42.00
9	PFUND Reto		S		1.91	83	321	309	11 APR 1998	0	0	0	0	0
10	ULRICH Luca		WS		1.97	86	340	320	12 JAN 1997	55	2	3	60	60.00
11	SUESS Nico		WS		1.93	81	331	311	5 MAR 1999	1	0	0	1	1.00
12	FISCHER Julian		L		1.73	66	325	315	4 NOV 1996	0	0	0	0	0
15	WEISIGK Julian		WS		1.95	90	335	320	16 FEB 2000	2	0	0	2	2.00
18	MIKA Irian		WS		1.92	84	330	305	22 DEC 199	0	0	0	0	0

Coac MOTTA Mario

Assista FOLMLI Marco / PAULI Melanie

Phase	Opponent	Sets	Points per Set
Preliminary - Group	ITA	0 - 3	17 - 25, 23 - 25, 15 - 25
Preliminary - Group	ARG	1 - 3	20 - 25, 25 - 22, 18 - 25, 20 - 25
Preliminary - Group	JPN	1 - 3	25 - 23, 21 - 25, 16 - 25, 21 - 25
Preliminary - Group	MEX	3 - 1	25 - 20, 34 - 32, 24 - 26, 25 - 17

LEGEND

% Percentage of total team s (C) Team Captain BH Both Handed F1 Gold-medal Match F3 Bronze-medal Match
 F5 Final 5th-6th Place F7 Final 7th-8th Place Han Handedness L Libero LH Left Handed
 SFL Semi-finals WS Outside hitter RH Right Handed S Setter SF5 Semifinals 5-8



THU 11 JUL 2019
Start Time 12:00 - End Time 13:21
Match Duration 1h21

Results
P2

USA vs SUI
0 3

Team	Sets	1	2	3	Total
USA	0	23	21	15	59
SUI	3	25	25	25	75
	Playing Time	26min	25min	23min	1h14

First Refere CABRERA (ARG)

Second Refere WANG JUN (CHN)

USA - United States								
No.	Name	Pos	1	2	3	4	5	Pts
1	JASPER Jaylen Mario	OS	6		8			3
2	WILDMAN Brett Mcgehee (C)	WS	4	6	2			5
3	ZOLG Garrett Christopher	S	1	5	1			
4	RATTRAY Brandon Michael	OS						
5	DIXON Parker Olin	WS	1	3	5			9
6	SIMMONS Michael Dean	L	L	L	L			
7	SIEGFRIED Ethan Michael	WS	10		2			
8	BARSEMIAN Raymond Sarkis	WS	9	2	4			10
9	GIBB Chandler John	S	3	11	3			
10	MITCHEM Tyler Joseph	MB	2	4	6			8
11	PRESHO Kyler Jacob	MB	5	1	3			8
12	LEESON Blake Gregory	MB						

SUI - Switzerland								
No.	Name	Pos	1	2	3	4	5	Pts
1	ROTH Yves	OS	3	3	3			9
2	HARKSEN Peer (C)	S	6	6	6			2
3	FRAME Christopher	MB	1		2			3
6	VON BURG Mischa Nicola	MB	2	2				2
7	ZERIKA Karim	MB	5	5	5			6
8	ZELLER Quentin	WS	1	1	1			12
9	PFUND Reto	S		1	1			
10	ULRICH Luca	WS	4	4	4			15
11	SUESS Nico	WS						
12	FISCHER Julian	L	L	L	L			
15	WEISIGK Julian	WS		2	2			2
18	MIKA Irian	WS			10			1

Coach PERROTTE Ryan
Assistant Coach SHIARI Morteza / KELLY William Timothy

Coach MOTTA Mario
Assistant Coach FOLMLI Marco / PAULI Melanie

TEAM AND PLAYER PERFORMANCES

Won	Total Atts	No. Name	Scoring Skills	Won	Total Atts	No. Name
30	80	Total Team	Spike	40	82	Total Team
8	15	8 BARSEMIAN Raymond Sarkis		13	27	10 ULRICH Luca
8	21	5 DIXON Parker Olin		11	18	8 ZELLER Quentin
5	13	10 MITCHEM Tyler Joseph		7	16	1 ROTH Yves
8	37	Total Team	Block	9	31	Total Team
3	10	11 PRESHO Kyler Jacob		2	2	1 ROTH Yves
2	6	8 BARSEMIAN Raymond Sarkis		2	4	6 VON BURG Mischa Nicola
2	9	10 MITCHEM Tyler Joseph		2	5	7 ZERIKA Karim
5	61	Total Team	Serve	3	73	Total Team
1	10	5 DIXON Parker Olin		1	9	10 ULRICH Luca
1	8	10 MITCHEM Tyler Joseph		1	11	3 FRAME Christopher
1	4	1 JASPER Jaylen Mario		1	15	8 ZELLER Quentin
29		Total Team	Opp. Error	41		Total Team
72	178	Total Team	Total	93	186	Total Team

10	30	8 BARSEMIAN Raymond Sarkis	Best Scorer	15	44	10 ULRICH Luca
----	----	----------------------------	--------------------	----	----	----------------

LEGEND

(C) Team Captain
nn Substitute where nn = shirt number of outgoing player
MB Middle blocker
OS Opposite hitter
S Setter
n Starting line-up where n= starting position on court
Atts Attempts
No. Shirt Number
Pos Playing Position
WS Outside hitter
L Substitute Libero
L Libero
Opp Opponent
Pts Points scored



THU 11 JUL 2019

Start Time 12:00 - End Time 13:21

Match Duration: 1h21

Match Statistics

P3

USA vs SUI
0 3


Team	Sets	1	2	3	Total
USA	0	23	21	15	59
SUI	3	25	25	25	75
	Playing Time	26min	25min	23min	1h14


First Refere CABRERA (ARG)

Second Refere WANG JUN (CHN)

USA - United States

Scoring Spike	Rk	No.	Name	Spikes	Faults	Shots	Total Attempts	Eff %
	1	8	BARSEMIAN Raymond Sarkis	8	2	5	15	40.00
	2	11	PRESHO Kyler Jacob	4	1	5	10	30.00
	3	10	MITCHEM Tyler Joseph	5	3	5	13	15.38
		5	DIXON Parker Olin	8	6	7	21	
		2	WILDMAN Brett Mcgehee	3	4	-	7	
		1	JASPER Jaylen Mario	2	4	2	8	
		7	SIEGFRIED Ethan Michael	-	1	4	5	
		3	ZOLG Garrett Christopher	-	-	1	1	
		4	RATTRAY Brandon Michael	-	-	-	-	
		6	SIMMONS Michael Dean	-	-	-	-	
		9	GIBB Chandler John	-	-	-	-	
		12	LEESON Blake Gregory	-	-	-	-	
Limit								
15.00%	Team Totals			30	21	29	80	

Scoring Block	Rk	No.	Name	Kill Blocks	Faults	Rebounds	Total Attempts	Avg. by Set
	1	11	PRESHO Kyler Jacob	3	4	3	10	1.00
	2	10	MITCHEM Tyler Joseph	2	3	4	9	0.67
	2	8	BARSEMIAN Raymond Sarkis	2	4	-	6	0.67
	4	2	WILDMAN Brett Mcgehee	1	1	2	4	0.33
		3	ZOLG Garrett Christopher	-	-	3	3	
		5	DIXON Parker Olin	-	2	1	3	
		6	SIMMONS Michael Dean	-	-	1	1	
		7	SIEGFRIED Ethan Michael	-	1	-	1	
		1	JASPER Jaylen Mario	-	-	-	-	
		4	RATTRAY Brandon Michael	-	-	-	-	
		9	GIBB Chandler John	-	-	-	-	
		12	LEESON Blake Gregory	-	-	-	-	
Team Totals				8	15	14	37	2.67

Scoring Service	Rk	No.	Name	Aces	Faults	Serve Hits	Total Attempts	Avg. by Set
	1	1	JASPER Jaylen Mario	1	2	1	4	0.50
	2	5	DIXON Parker Olin	1	1	8	10	0.33
	2	11	PRESHO Kyler Jacob	1	1	7	9	0.33
	2	10	MITCHEM Tyler Joseph	1	2	5	8	0.33
	2	2	WILDMAN Brett Mcgehee	1	2	3	6	0.33
		8	BARSEMIAN Raymond Sarkis	-	1	8	9	
		3	ZOLG Garrett Christopher	-	1	6	7	
		7	SIEGFRIED Ethan Michael	-	1	4	5	
		9	GIBB Chandler John	-	-	3	3	
		4	RATTRAY Brandon Michael	-	-	-	-	
		6	SIMMONS Michael Dean	-	-	-	-	
		12	LEESON Blake Gregory	-	-	-	-	
Team Totals				5	11	45	61	1.67

Team	Opponent Errors & Team Faults	29	-		
------	-------------------------------	----	---	--	--



THU 11 JUL 2019


Start Time 12:00 - End Time 13:21


Match Duration: 1h21


Match Statistics

P3

USA - United States

Non-Scoring Dig	Rk	No.	Name	Digs	Faults	Receptions	Total Attempts	Avg. by Set
		1	JASPER Jaylen Mario	-	-	-	-	
		2	WILDMAN Brett Mcgehee	-	-	-	-	
		3	ZOLG Garrett Christopher	-	-	-	-	
		4	RATTRAY Brandon Michael	-	-	-	-	
		5	DIXON Parker Olin	-	-	-	-	
		6	SIMMONS Michael Dean	-	-	-	-	
		7	SIEGFRIED Ethan Michael	-	-	-	-	
		8	BARSEMIAN Raymond Sarkis	-	-	-	-	
		9	GIBB Chandler John	-	-	-	-	
		10	MITCHEM Tyler Joseph	-	-	-	-	
		11	PRESHO Kyler Jacob	-	-	-	-	
		12	LEESON Blake Gregory	-	-	-	-	
Team Totals				-	-	-	-	

Non-Scoring Set	Rk	No.	Name	Running Sets	Faults	Still Sets	Total Attempts	Avg. by Set
		1	JASPER Jaylen Mario	-	-	-	-	
		2	WILDMAN Brett Mcgehee	-	-	-	-	
		3	ZOLG Garrett Christopher	-	-	-	-	
		4	RATTRAY Brandon Michael	-	-	-	-	
		5	DIXON Parker Olin	-	-	-	-	
		6	SIMMONS Michael Dean	-	-	-	-	
		7	SIEGFRIED Ethan Michael	-	-	-	-	
		8	BARSEMIAN Raymond Sarkis	-	-	-	-	
		9	GIBB Chandler John	-	-	-	-	
		10	MITCHEM Tyler Joseph	-	-	-	-	
		11	PRESHO Kyler Jacob	-	-	-	-	
		12	LEESON Blake Gregory	-	-	-	-	
Team Totals				-	-	-	-	

Non-Scoring Reception	Rk	No.	Name	Excellents	Faults	Serve Receptions	Total Attempts	Succ. %
	1	8	BARSEMIAN Raymond Sarkis	1	-	-	1	100.00
	2	7	SIEGFRIED Ethan Michael	4	-	3	7	57.14
	3	5	DIXON Parker Olin	12	1	9	22	54.55
	3	6	SIMMONS Michael Dean	6	-	5	11	54.55
	5	2	WILDMAN Brett Mcgehee	6	1	9	16	37.50
		9	GIBB Chandler John	-	1	-	1	
		1	JASPER Jaylen Mario	-	-	-	-	
		3	ZOLG Garrett Christopher	-	-	-	-	
		4	RATTRAY Brandon Michael	-	-	-	-	
		10	MITCHEM Tyler Joseph	-	-	-	-	
		11	PRESHO Kyler Jacob	-	-	-	-	
		12	LEESON Blake Gregory	-	-	-	-	
Limit								
25.00%	Team Totals			29	3	26	58	50.00



THU 11 JUL 2019


Start Time 12:00 - End Time 13:21


Match Duration: 1h21


Match Statistics

P3

SUI - Switzerland

Scoring Spike	Rk	No.	Name	Spikes	Faults	Shots	Total Attempts	Eff %
	1	8	ZELLER Quentin	11	1	6	18	55.56
	2	2	HARKSEN Peer	1	-	1	2	50.00
	2	3	FRAME Christopher	1	-	1	2	50.00
	4	10	ULRICH Luca	13	1	13	27	44.44
	5	15	WEISIGK Julian	2	1	-	3	33.33
	6	1	ROTH Yves	7	3	6	16	25.00
	7	7	ZERIKA Karim	4	2	3	9	22.22
		18	MIKA Irian	1	1	1	3	
		6	VON BURG Mischa Nicola	-	1	1	2	
		9	PFUND Reto	-	-	-	-	
		11	SUESS Nico	-	-	-	-	
		12	FISCHER Julian	-	-	-	-	
Limit								
15.00%	Team Totals			40	10	32	82	36.59

Scoring Block	Rk	No.	Name	Kill Blocks	Faults	Rebounds	Total Attempts	Avg. by Set
	1	6	VON BURG Mischa Nicola	2	1	1	4	1.00
	2	7	ZERIKA Karim	2	2	1	5	0.67
	2	1	ROTH Yves	2	-	-	2	0.67
	4	3	FRAME Christopher	1	-	3	4	0.50
	5	10	ULRICH Luca	1	2	5	8	0.33
	5	2	HARKSEN Peer	1	1	3	5	0.33
		8	ZELLER Quentin	-	2	-	2	
		9	PFUND Reto	-	-	1	1	
		11	SUESS Nico	-	-	-	-	
		12	FISCHER Julian	-	-	-	-	
		15	WEISIGK Julian	-	-	-	-	
		18	MIKA Irian	-	-	-	-	
Team Totals				9	8	14	31	3.00

Scoring Service	Rk	No.	Name	Aces	Faults	Serve Hits	Total Attempts	Avg. by Set
	1	3	FRAME Christopher	1	1	9	11	0.50
	2	8	ZELLER Quentin	1	1	13	15	0.33
	2	10	ULRICH Luca	1	3	5	9	0.33
		6	VON BURG Mischa Nicola	-	3	7	10	
		7	ZERIKA Karim	-	-	10	10	
		1	ROTH Yves	-	4	3	7	
		2	HARKSEN Peer	-	2	5	7	
		9	PFUND Reto	-	-	3	3	
		15	WEISIGK Julian	-	-	1	1	
		11	SUESS Nico	-	-	-	-	
		12	FISCHER Julian	-	-	-	-	
		18	MIKA Irian	-	-	-	-	
Team Totals				3	14	56	73	1.00

Team	Opponent Errors & Team Faults	41	-		
-------------	--	-----------	----------	--	--



THU 11 JUL 2019


Start Time 12:00 - End Time 13:21


Match Duration: 1h21


Match Statistics

P3

SUI - Switzerland

Non-Scoring Dig	Rk	No.	Name	Digs	Faults	Receptions	Total Attempts	Avg. by Set
		7	ZERIKA Karim	-	1	-	1	
		1	ROTH Yves	-	-	-	-	
		2	HARKSEN Peer	-	-	-	-	
		3	FRAME Christopher	-	-	-	-	
		6	VON BURG Mischa Nicola	-	-	-	-	
		8	ZELLER Quentin	-	-	-	-	
		9	PFUND Reto	-	-	-	-	
		10	ULRICH Luca	-	-	-	-	
		11	SUESS Nico	-	-	-	-	
		12	FISCHER Julian	-	-	-	-	
		15	WEISIGK Julian	-	-	-	-	
		18	MIKA Irian	-	-	-	-	
	Team Totals				-	1	-	1

Non-Scoring Set	Rk	No.	Name	Running Sets	Faults	Still Sets	Total Attempts	Avg. by Set
		1	ROTH Yves	-	-	-	-	
		2	HARKSEN Peer	-	-	-	-	
		3	FRAME Christopher	-	-	-	-	
		6	VON BURG Mischa Nicola	-	-	-	-	
		7	ZERIKA Karim	-	-	-	-	
		8	ZELLER Quentin	-	-	-	-	
		9	PFUND Reto	-	-	-	-	
		10	ULRICH Luca	-	-	-	-	
		11	SUESS Nico	-	-	-	-	
		12	FISCHER Julian	-	-	-	-	
		15	WEISIGK Julian	-	-	-	-	
		18	MIKA Irian	-	-	-	-	
	Team Totals				-	-	-	-

Non-Scoring Reception	Rk	No.	Name	Excellent	Faults	Serve Receptions	Total Attempts	Succ. %
	1	8	ZELLER Quentin	11	-	6	17	64.71
	2	10	ULRICH Luca	10	2	4	16	62.50
	3	12	FISCHER Julian	9	2	4	15	60.00
		18	MIKA Irian	-	-	1	1	
		1	ROTH Yves	-	-	-	-	
		2	HARKSEN Peer	-	-	-	-	
		3	FRAME Christopher	-	-	-	-	
		6	VON BURG Mischa Nicola	-	-	-	-	
		7	ZERIKA Karim	-	-	-	-	
		9	PFUND Reto	-	-	-	-	
		11	SUESS Nico	-	-	-	-	
		15	WEISIGK Julian	-	-	-	-	
	Limit							
25.00%	Team Totals			30	4	15	49	61.22

LEGEND

Avg. Average

Eff. Efficiency

No. Shirt Number

Rk Rank

Suc Success %



FRI 12 JUL 2019
Start Time 14:30

Start List

CAN vs KOR

P1

First Refere LOT (ITA)

Second Refere PAVLOV (RUS)

CAN - Canada

Shirt colour White

No.	Name	Shirt Name	Pos.	Han.	Height	Weight	Highest Reac		Date of Birth	Tournament Totals				
							Spike cm	Block cm		Spik	Bloc	Serv	Total	%
1	CRANSTON Blain		S		1.97	78	352	324	13 APR 1995	0	1	0	1	0.93
2	MORTENSEN Dylan		WS		1.99	90	361	335	30 OCT 199	50	9	6	65	60.19
3	DIXON Reece		S		1.88	75	339	320	21 JUN 1997	4	3	2	9	8.33
4	FRIESEN Seth		WS		2.03	107	358	335	28 MAR 199	18	0	1	19	17.59
6	HOBERN George (C)		MB		2.03	108	356	337	9 DEC 1996	7	8	0	15	13.89
7	PEREIRA Jordan		L		1.85	80	335	301	8 MAR 1998	0	0	0	0	0
8	JOHNSON Pierce		OS		1.93	87	352	322	11 JUL 1998	28	5	3	36	33.33
9	MOATE Johnathan		MB		2.03	98	360	339	3 OCT 1996	32	9	9	50	46.30
12	IRELAND Craig		OS		1.95	85	351	328	22 OCT 199	45	7	1	53	49.07
13	TAYLOR Warren		MB		1.99	97	354	325	2 MAR 1995	8	3	0	11	10.19
15	HUTCHESON Zachary		WS		1.93	93	344	320	17 SEP 1997	5	2	1	8	7.41
16	METCALF Mason	METCALF	MB		1.96	90	340	320	9 AUG 1997	2	1	3	6	5.56

Coac PRESTON David

Assista WILSON Grant / GRAVELLE James

Phase	Opponent	Sets	Points per Set
Preliminary - Group	BRA	1 - 3	13 - 25, 25 - 18, 21 - 25, 18 - 25
Preliminary - Group	FRA	1 - 3	18 - 25, 27 - 25, 17 - 25, 20 - 25
Preliminary - Group	IRI	3 - 2	20 - 25, 25 - 18, 23 - 25, 25 - 17,
Preliminary - Group	POL	0 - 3	20 - 25, 16 - 25, 18 - 25
Quarterfinals 9-16	UKR	3 - 0	25 - 17, 25 - 13, 25 - 16

KOR - Republic of Korea

Shirt colour Red

No.	Name	Shirt Name	Pos.	Han.	Height	Weight	Highest Reac		Date of Birth	Tournament Totals				
							Spike cm	Block cm		Spik	Bloc	Serv	Total	%
1	HONG Sanghyeok		WS		1.94	88	305	320	20 JUL 1998	53	3	1	57	29.69
2	SONG Wongeun		MB		1.98	83	305	320	23 JAN 1997	22	9	0	31	16.15
3	GIM Myeongwan		S		1.96	80	295	300	8 JUL 1997	4	1	0	5	2.60
4	KIM Gwangil		S		1.89	78	290	310	30 MAR 199	1	0	1	2	1.04
5	KOO Jahyeok		L		1.81	77	300	310	10 JUL 1998	0	0	0	0	0
6	KIM Jeongho (C)		WS		1.87	83	280	300	1 MAR 1997	74	5	8	87	45.31
7	JEONG Seonghwan		MB		1.97	85	290	295	23 FEB 1996	19	1	1	21	10.94
8	JUENG Taehyun		WS		1.94	85	305	320	8 MAY 1997	5	0	1	6	3.13
9	GU Bonseung		OS		1.94	80	300	310	13 MAR 199	44	0	0	44	22.92
10	PARK Chanwoong		MB		1.96	80	305	320	13 AUG 199	1	1	0	2	1.04
11	KIM Seunghae		MB		1.94	87	290	300	26 MAR 199	0	0	0	0	0
12	PARK Changseong		OS		2.00	90	320	298	21 SEP 1998	12	0	2	14	7.29

Coac JANG Yeong Ki

Assista SONG Byung Il / CHOI Eunho

Phase	Opponent	Sets	Points per Set
Preliminary - Group	USA	2 - 3	21 - 25, 20 - 25, 25 - 18, 25 - 21,
Preliminary - Group	RUS	0 - 3	17 - 25, 22 - 25, 18 - 25
Preliminary - Group	POR	1 - 3	21 - 25, 20 - 25, 29 - 27, 8 - 25
Preliminary - Group	CHN	3 - 0	25 - 23, 25 - 19, 31 - 29
Quarterfinals 9-16	ARG	3 - 2	26 - 24, 16 - 25, 18 - 25, 25 - 19,

LEGEND

% Percentage of total team s (C) Team Captain BH Both Handed F1 Gold-medal Match F3 Bronze-medal Match
 F5 Final 5th-6th Place F7 Final 7th-8th Place Han Handedness L Libero LH Left Handed
 SF5 Semifinals 5-8 SFL Semi-finals WS Outside hitter S Setter S9-1 Semifinals 9-12



FRI 12 JUL 2019
Start Time 14:30 - End Time 16:04
Match Duration 1h34

Results
P2

CAN vs KOR
0 3

Team	Sets	1	2	3	Total
CAN	0	21	23	26	70
KOR	3	25	25	28	78
	Playing Time	26min	30min	32min	1h28

First Refere LOT (ITA)

Second Refere PAVLOV (RUS)

CAN - Canada								
No.	Name	Pos	1	2	3	4	5	Pts
1	CRANSTON Blain	S	1					1
2	MORTENSEN Dylan	WS			4			2
3	DIXON Reece	S		2	1			2
4	FRIESEN Seth	WS	2	3	2			12
6	HOBERN George (C)	MB						
7	PEREIRA Jordan	L	L	L	L			
8	JOHNSON Pierce	OS	4	5				8
9	MOATE Johnathan	MB		16	6			2
12	IRELAND Craig	OS		15	5			4
13	TAYLOR Warren	MB	3	4	3			8
15	HUTCHESON Zachary	WS	5	6	4			3
16	METCALF Mason	MB	6	1				4

KOR - Republic of Korea								
No.	Name	Pos	1	2	3	4	5	Pts
1	HONG Sanghyeok	WS	4	4	4			14
2	SONG Wongeun	MB	5	5	5			9
3	GIM Myeongwan	S	4	6	6			1
4	KIM Gwangil	S	6					
5	KOO Jahyeok	L	L	L	L			
6	KIM Jeongho (C)	WS	1	1	1			12
7	JEONG Seonghwan	MB	2	2				2
8	JUENG Taehyun	WS	7	2	10			
9	GU Bonseung	OS	3	3	3			7
10	PARK Chanwoong	MB		7	2			6
11	KIM Seungtae	MB						
12	PARK Changseong	OS		9	9			

Coach PRESTON David
Assistant Coach WILSON Grant / GRAVELLE James

Coach JANG Yeong Ki
Assistant Coach SONG Byung Il / CHOI Eunho

TEAM AND PLAYER PERFORMANCES

Won	Total Atts	No. Name	Scoring Skills	Won	Total Atts	No. Name
35	82	Total Team	Spike	43	95	Total Team
11	20	4 FRIESEN Seth		13	23	1 HONG Sanghyeok
7	13	8 JOHNSON Pierce		11	30	6 KIM Jeongho
5	7	13 TAYLOR Warren		7	19	9 GU Bonseung
9	45	Total Team	Block	6	29	Total Team
3	11	16 METCALF Mason		3	4	2 SONG Wongeun
3	8	13 TAYLOR Warren		2	7	10 PARK Chanwoong
1	3	8 JOHNSON Pierce		1	3	7 JEONG Seonghwan
2	72	Total Team	Serve	2	76	Total Team
1	10	3 DIXON Reece		1	12	6 KIM Jeongho
1	9	12 IRELAND Craig		1	11	1 HONG Sanghyeok
35		Total Team	Opp. Error	44		Total Team
81	199	Total Team	Total	95	200	Total Team

12	33	4 FRIESEN Seth	Best Scorer	14	39	1 HONG Sanghyeok
----	----	----------------	--------------------	----	----	------------------

LEGEND

(C) Team Captain
nn Substitute where nn = shirt number of outgoing player
MB Middle blocker
OS Opposite hitter
S Setter
n Starting line-up where n= starting position on court
Atts Attempts
No. Shirt Number
Pos Playing Position
WS Outside hitter
L Substitute Libero
Libero
Opp Opponent
Pts Points scored



FRI 12 JUL 2019

Start Time 14:30 - End Time 16:04

Match Duration: 1h34

Match Statistics

P3

CAN vs KOR


0 3


Team	Sets	1	2	3	Total
CAN	0	21	23	26	70
KOR	3	25	25	28	78
	Playing Time	26min	30min	32min	1h28


First Refere LOT (ITA)

Second Refere PAVLOV (RUS)

CAN - Canada

Scoring Spike	Rk	No.	Name	Spikes	Faults	Shots	Total Attempts	Eff %
	1	9	MOATE Johnathan	2	-	1	3	66.67
	2	13	TAYLOR Warren	5	1	1	7	57.14
	3	4	FRIESEN Seth	11	3	6	20	40.00
	4	8	JOHNSON Pierce	7	2	4	13	38.46
	5	12	IRELAND Craig	3	1	4	8	25.00
	6	2	MORTENSEN Dylan	2	1	2	5	20.00
	15	HUTCHESON Zachary	3	3	9	15		
	16	METCALF Mason	1	2	4	7		
	1	CRANSTON Blain	1	-	-	2		
	3	DIXON Reece	-	-	2	2		
	6	HOBERN George	-	-	-	-		
	7	PEREIRA Jordan	-	-	-	-		
	Limit							
15.00%								
Team Totals				35	14	33	82	25.61

Scoring Block	Rk	No.	Name	Kill Blocks	Faults	Rebounds	Total Attempts	Avg. by Set
	1	16	METCALF Mason	3	3	5	11	1.50
	2	13	TAYLOR Warren	3	3	2	8	1.00
	3	3	DIXON Reece	1	5	4	10	0.50
	3	8	JOHNSON Pierce	1	-	2	3	0.50
	5	4	FRIESEN Seth	1	2	-	3	0.33
	9	MOATE Johnathan	-	2	3	5		
	2	MORTENSEN Dylan	-	2	1	3		
	6	HOBERN George	-	-	1	1		
	15	HUTCHESON Zachary	-	-	1	1		
	1	CRANSTON Blain	-	-	-	-		
	7	PEREIRA Jordan	-	-	-	-		
	12	IRELAND Craig	-	-	-	-		
	Team Totals				9	17	19	45

Scoring Service	Rk	No.	Name	Aces	Faults	Serve Hits	Total Attempts	Avg. by Set	
	1	3	DIXON Reece	1	2	7	10	0.50	
	1	12	IRELAND Craig	1	1	7	9	0.50	
	4	FRIESEN Seth	-	1	9	10			
	13	TAYLOR Warren	-	1	8	9			
	1	CRANSTON Blain	-	1	6	7			
	2	MORTENSEN Dylan	-	-	6	6			
	9	MOATE Johnathan	-	-	6	6			
	15	HUTCHESON Zachary	-	2	4	6			
	8	JOHNSON Pierce	-	3	2	5			
	16	METCALF Mason	-	2	2	4			
	6	HOBERN George	-	-	-	-			
	7	PEREIRA Jordan	-	-	-	-			
	Team Totals				2	13	57	72	0.67

Team	Opponent Errors & Team Faults	35	-		
------	-------------------------------	----	---	--	--



FRI 12 JUL 2019


Start Time 14:30 - End Time 16:04


Match Duration: 1h34


Match Statistics

P3

CAN - Canada

Non-Scoring Dig	Rk	No.	Name	Digs	Faults	Receptions	Total Attempts	Avg. by Set
		1	CRANSTON Blain	-	-	-	-	
		2	MORTENSEN Dylan	-	-	-	-	
		3	DIXON Reece	-	-	-	-	
		4	FRIESEN Seth	-	-	-	-	
		6	HOBERN George	-	-	-	-	
		7	PEREIRA Jordan	-	-	-	-	
		8	JOHNSON Pierce	-	-	-	-	
		9	MOATE Johnathan	-	-	-	-	
		12	IRELAND Craig	-	-	-	-	
		13	TAYLOR Warren	-	-	-	-	
		15	HUTCHESON Zachary	-	-	-	-	
		16	METCALF Mason	-	-	-	-	
	Team Totals				-	-	-	-

Non-Scoring Set	Rk	No.	Name	Running Sets	Faults	Still Sets	Total Attempts	Avg. by Set
		1	CRANSTON Blain	-	2	-	2	
		13	TAYLOR Warren	-	1	-	1	
		15	HUTCHESON Zachary	-	1	-	1	
		2	MORTENSEN Dylan	-	-	-	-	
		3	DIXON Reece	-	-	-	-	
		4	FRIESEN Seth	-	-	-	-	
		6	HOBERN George	-	-	-	-	
		7	PEREIRA Jordan	-	-	-	-	
		8	JOHNSON Pierce	-	-	-	-	
		9	MOATE Johnathan	-	-	-	-	
		12	IRELAND Craig	-	-	-	-	
		16	METCALF Mason	-	-	-	-	
	Team Totals				-	4	-	4

Non-Scoring Reception	Rk	No.	Name	Excellents	Faults	Serve Receptions	Total Attempts	Succ. %
		1	HUTCHESON Zachary	7	-	1	8	87.50
		2	PEREIRA Jordan	14	-	11	25	56.00
		3	IRELAND Craig	5	-	4	9	55.56
		4	FRIESEN Seth	10	2	7	19	52.63
		1	CRANSTON Blain	-	-	-	-	
		2	MORTENSEN Dylan	-	-	-	-	
		3	DIXON Reece	-	-	-	-	
		6	HOBERN George	-	-	-	-	
		8	JOHNSON Pierce	-	-	-	-	
		9	MOATE Johnathan	-	-	-	-	
		13	TAYLOR Warren	-	-	-	-	
		16	METCALF Mason	-	-	-	-	
	Limit							
25.00%	Team Totals			36	2	23	61	59.02



FRI 12 JUL 2019


Start Time 14:30 - End Time 16:04


Match Duration: 1h34


Match Statistics

P3

KOR - Republic of Korea

Scoring Spike	Rk	No.	Name	Spikes	Faults	Shots	Total Attempts	Eff %
	1	10	PARK Chanwoong	4	-	-	4	100.00
	2	2	SONG Wongeun	6	1	3	10	50.00
	3	1	HONG Sanghyeok	13	3	7	23	43.48
	4	3	GIM Myeonggwon	1	-	3	4	25.00
		6	KIM Jeongho	11	8	11	30	
		9	GU Bonseung	7	5	7	19	
		7	JEONG Seonghwan	1	1	2	4	
		8	JUENG Taehyun	-	-	1	1	
		4	KIM Gwangil	-	-	-	-	
		5	KOO Jahyeok	-	-	-	-	
		11	KIM Seungtae	-	-	-	-	
		12	PARK Changseong	-	-	-	-	
Limit								
15.00%	Team Totals			43	18	34	95	26.32

Scoring Block	Rk	No.	Name	Kill Blocks	Faults	Rebounds	Total Attempts	Avg. by Set
	1	2	SONG Wongeun	3	1	-	4	1.00
	1	10	PARK Chanwoong	2	2	3	7	1.00
	3	7	JEONG Seonghwan	1	2	-	3	0.50
		1	HONG Sanghyeok	-	2	3	5	
		3	GIM Myeonggwon	-	1	3	4	
		6	KIM Jeongho	-	2	1	3	
		9	GU Bonseung	-	1	1	2	
		4	KIM Gwangil	-	-	1	1	
		5	KOO Jahyeok	-	-	-	-	
		8	JUENG Taehyun	-	-	-	-	
		11	KIM Seungtae	-	-	-	-	
		12	PARK Changseong	-	-	-	-	
Team Totals				6	11	12	29	2.00

Scoring Service	Rk	No.	Name	Aces	Faults	Serve Hits	Total Attempts	Avg. by Set
	1	6	KIM Jeongho	1	2	9	12	0.33
	1	1	HONG Sanghyeok	1	2	8	11	0.33
		9	GU Bonseung	-	2	12	14	
		2	SONG Wongeun	-	1	9	10	
		3	GIM Myeonggwon	-	1	9	10	
		7	JEONG Seonghwan	-	-	7	7	
		8	JUENG Taehyun	-	2	5	7	
		10	PARK Chanwoong	-	2	2	4	
		4	KIM Gwangil	-	-	1	1	
		5	KOO Jahyeok	-	-	-	-	
		11	KIM Seungtae	-	-	-	-	
		12	PARK Changseong	-	-	-	-	
Team Totals				2	12	62	76	0.67

Team	Opponent Errors & Team Faults	44	-		
-------------	--	-----------	----------	--	--



FRI 12 JUL 2019


Start Time 14:30 - End Time 16:04


Match Duration: 1h34


Match Statistics

P3

KOR - Republic of Korea

Non-Scoring Dig	Rk	No.	Name	Digs	Faults	Receptions	Total Attempts	Avg. by Set
		1	HONG Sanghyeok	-	-	-	-	
		2	SONG Wongeun	-	-	-	-	
		3	GIM Myeonggwon	-	-	-	-	
		4	KIM Gwangil	-	-	-	-	
		5	KOO Jahyeok	-	-	-	-	
		6	KIM Jeongho	-	-	-	-	
		7	JEONG Seonghwan	-	-	-	-	
		8	JUENG Taehyun	-	-	-	-	
		9	GU Bonseung	-	-	-	-	
		10	PARK Chanwoong	-	-	-	-	
		11	KIM Seungtae	-	-	-	-	
		12	PARK Changseong	-	-	-	-	
Team Totals				-	-	-	-	

Non-Scoring Set	Rk	No.	Name	Running Sets	Faults	Still Sets	Total Attempts	Avg. by Set
		9	GU Bonseung	-	1	-	1	
		1	HONG Sanghyeok	-	-	-	-	
		2	SONG Wongeun	-	-	-	-	
		3	GIM Myeonggwon	-	-	-	-	
		4	KIM Gwangil	-	-	-	-	
		5	KOO Jahyeok	-	-	-	-	
		6	KIM Jeongho	-	-	-	-	
		7	JEONG Seonghwan	-	-	-	-	
		8	JUENG Taehyun	-	-	-	-	
		10	PARK Chanwoong	-	-	-	-	
		11	KIM Seungtae	-	-	-	-	
		12	PARK Changseong	-	-	-	-	
Team Totals				-	1	-	1	

Non-Scoring Reception	Rk	No.	Name	Excellents	Faults	Serve Receptions	Total Attempts	Succ. %
	1	10	PARK Chanwoong	1	-	-	1	100.00
	2	5	KOO Jahyeok	16	1	6	23	69.57
	3	6	KIM Jeongho	16	-	9	25	64.00
	4	1	HONG Sanghyeok	3	1	5	9	33.33
		2	SONG Wongeun	-	-	-	-	
		3	GIM Myeonggwon	-	-	-	-	
		4	KIM Gwangil	-	-	-	-	
		7	JEONG Seonghwan	-	-	-	-	
		8	JUENG Taehyun	-	-	-	-	
		9	GU Bonseung	-	-	-	-	
		11	KIM Seungtae	-	-	-	-	
		12	PARK Changseong	-	-	-	-	
Limit								
25.00%	Team Totals			36	2	20	58	62.07

LEGEND

Avg. Average

Eff. Efficiency

No. Shirt Number

Rk Rank

Suc Success %



FRI 12 JUL 2019
Start Time 12:00

Start List

BRA vs SUI

P1

First Refere ASAI (JPN)

Second Refere GHARIB (IRI)

BRA - Brazil

Shirt colour Yellow

No.	Name	Shirt Name	Pos.	Han.	Height	Weight	Highest Reac		Date of Birth	Tournament Totals				
							Spike cm	Block cm		Spik	Bloc	Serv	Total	%
1	TORELLI Cristiano		S		1.93	83	0	0	29 OCT 199	4	1	5	10	6.49
2	SANTOS Matheus		L		1.81	90	0	0	27 OCT 199	0	0	0	0	0
3	GROSSI Anderson (C)		MB		2.04	98	0	0	31 MAY 199	22	4	3	29	18.83
4	SANTOS OLIVEIRA Cristian		WS		1.88	94	0	0	23 OCT 199	22	0	0	22	14.29
6	ALCANTARA Victor		MB		1.92	90	0	0	21 MAR 199	43	4	2	49	31.82
8	VITORIA Edgar		S		1.84	76	0	0	10 JAN 1996	2	0	0	2	1.30
9	SILVA Luan		WS		1.93	94	0	0	20 OCT 199	23	0	3	26	16.88
10	VENTURA MACHADO Pablo		WS		1.95	97	0	0	29 APR 1998	57	3	5	65	42.21
11	TIMBO Kaio Felipe		MB		2.01	103	0	0	30 JUN 1997	2	1	1	4	2.60
13	MORALEZ Renan		MB		1.99	103	0	0	3 JAN 1994	29	15	5	49	31.82
14	MARCARINI Raphael		WS		2.03	99	0	0	12 JAN 1997	4	1	1	6	3.90
16	PEREIRA Dario		OS		1.98	74	0	0	15 JAN 1997	19	3	1	23	14.94

Coac THIESEN Flavio

Assista THIESEN Marcelo / MAUES Rodrigo

Phase	Opponent	Sets	Points per Set
Preliminary - Group	POL	0 - 3	22 - 25, 11 - 25, 23 - 25
Preliminary - Group	CAN	3 - 1	25 - 13, 18 - 25, 25 - 21, 25 - 18
Preliminary - Group	FRA	1 - 3	21 - 25, 18 - 25, 25 - 21, 22 - 25
Preliminary - Group	IRI	3 - 0	25 - 18, 25 - 21, 25 - 18
Quarterfinals 9-16	CHI	3 - 1	23 - 25, 25 - 19, 25 - 22, 25 - 19

SUI - Switzerland

Shirt colour White

No.	Name	Shirt Name	Pos.	Han.	Height	Weight	Highest Reac		Date of Birth	Tournament Totals				
							Spike cm	Block cm		Spik	Bloc	Serv	Total	%
1	ROTH Yves		OS		1.99	86	328	302	8 MAY 1997	44	8	1	53	36.30
2	HARKSEN Peer (C)		S		1.94	88	330	320	30 DEC 199	6	5	0	11	7.53
3	FRAME Christopher		MB		1.96	90	346	315	17 APR 1996	4	6	1	11	7.53
6	VON BURG Mischa Nicola		MB		1.98	90	335	320	17 DEC 199	14	5	1	20	13.70
7	ZERIKA Karim		MB		1.99	87	346	326	2 DEC 1996	21	16	1	38	26.03
8	ZELLER Quentin		WS		2.00	90	350	310	29 MAR 199	49	2	3	54	36.99
9	PFUND Reto		S		1.91	83	321	309	11 APR 1998	0	0	0	0	0
10	ULRICH Luca		WS		1.97	86	340	320	12 JAN 1997	68	3	4	75	51.37
11	SUESS Nico		WS		1.93	81	331	311	5 MAR 1999	1	0	0	1	0.68
12	FISCHER Julian		L		1.73	66	325	315	4 NOV 1996	0	0	0	0	0
15	WEISIGK Julian		WS		1.95	90	335	320	16 FEB 2000	4	0	0	4	2.74
18	MIKA Irian		WS		1.92	84	330	305	22 DEC 199	1	0	0	1	0.68

Coac MOTTA Mario

Assista FOLMLI Marco / PAULI Melanie

Phase	Opponent	Sets	Points per Set
Preliminary - Group	ITA	0 - 3	17 - 25, 23 - 25, 15 - 25
Preliminary - Group	ARG	1 - 3	20 - 25, 25 - 22, 18 - 25, 20 - 25
Preliminary - Group	JPN	1 - 3	25 - 23, 21 - 25, 16 - 25, 21 - 25
Preliminary - Group	MEX	3 - 1	25 - 20, 34 - 32, 24 - 26, 25 - 17
Quarterfinals 9-16	USA	3 - 0	25 - 23, 25 - 21, 25 - 15

LEGEND

%	Percentage of total team s	(C)	Team Captain	BH	Both Handed	F1	Gold-medal Match	F3	Bronze-medal Match
F5	Final 5th-6th Place	F7	Final 7th-8th Place	Han	Handedness	L	Libero	LH	Left Handed
SF5	Semifinals 5-8	SFL	Semi-finals	WS	Outside hitter	S	Setter	S9-1	Semifinals 9-12



FRI 12 JUL 2019
Start Time 12:00 - End Time 13:50
Match Duration 1h50

Results
P2

BRA vs SUI
1 3

Team	Sets	1	2	3	4	Total
BRA	1	22	17	25	21	85
SUI	3	25	25	22	25	97
	Playing Time	23min	22min	29min	25min	1h39

First Refere ASAI (JPN)

Second Refere GHARIB (IRI)

BRA - Brazil							
No.	Name	Pos	1	2	3	4	5 Pts
1	TORELLI Cristiano	S	1	2	1	2	1
2	SANTOS Matheus	L	L	L	L	L	
3	GROSSI Anderson (C)	MB	3	4	6	1	10
4	SANTOS OLIVEIRA Cristiano	WS			2	3	7
6	ALCANTARA Victor	MB	4	5	9	1	5
8	VITORIA Edgar	S	6	6		16	
9	SILVA Luan	WS	5	6	5	6	4
10	VENTURA MACHADO Pablo	WS	2	3		9	8
11	TIMBO Kaio Felipe	MB			3	4	6
13	MORALEZ Renan	MB	6	1			5
14	MARCARINI Raphael	WS					
16	PEREIRA Dario	OS	1	1	4	5	14

SUI - Switzerland							
No.	Name	Pos	1	2	3	4	5 Pts
1	ROTH Yves	OS	3	3	3	3	13
2	HARKSEN Peer (C)	S	6	6	6	6	2
3	FRAME Christopher	MB	2	2	2		4
6	VON BURG Mischa Nicola	MB			3	2	2
7	ZERIKA Karim	MB	5	5	5	5	8
8	ZELLER Quentin	WS	1	1	1	1	17
9	PFUND Reto	S	1		1		1
10	ULRICH Luca	WS	4	4	4	4	26
11	SUESS Nico	WS					
12	FISCHER Julian	L	L	L	L	L	
15	WEISIGK Julian	WS			2		
18	MIKA Irian	WS					

Coach THIESSEN Flavio
Assistant Coach THIESSEN Marcelo / MAUES Rodrigo

Coach MOTTA Mario
Assistant Coach FOLMLI Marco / PAULI Melanie

TEAM AND PLAYER PERFORMANCES

Won	Total Atts	No. Name	Scoring Skills	Won	Total Atts	No. Name
48	99	Total Team	Spike	57	117	Total Team
14	28	16 PEREIRA Dario		24	47	10 ULRICH Luca
9	12	3 GROSSI Anderson		16	33	8 ZELLER Quentin
6	17	10 VENTURA MACHADO Pablo Natan	Block	9	22	1 ROTH Yves
7	54	Total Team		10	45	Total Team
2	5	4 SANTOS OLIVEIRA Cristiano		3	11	1 ROTH Yves
1	17	3 GROSSI Anderson		3	4	7 ZERIKA Karim
1	3	9 SILVA Luan	Serve	2	8	10 ULRICH Luca
5	86	Total Team		6	96	Total Team
2	8	4 SANTOS OLIVEIRA Cristiano		1	12	1 ROTH Yves
2	8	10 VENTURA MACHADO Pablo Natan		1	18	2 HARKSEN Peer
1	11	11 TIMBO Kaio Felipe		1	13	6 VON BURG Mischa Nicola
48		Total Team	Opp. Error	56		Total Team
108	239	Total Team	Total	129	258	Total Team
14	41	16 PEREIRA Dario	Best Scorer	26	67	10 ULRICH Luca

LEGEND

(C) Team Captain
nn Substitute where nn = shirt number of outgoing player
MB Middle blocker
OS Opposite hitter
S Setter
n Starting line-up where n= starting position on court
Atts Attempts
No. Shirt Number
Pos Playing Position
WS Outside hitter
L Substitute Libero
L Libero
Opp Opponent
Pts Points scored



FRI 12 JUL 2019

Start Time 12:00 - End Time 13:50

Match Duration: 1h50

Match Statistics

P3


BRA vs SUI
1 3


Team	Sets	1	2	3	4	Total
BRA	1	22	17	25	21	85
SUI	3	25	25	22	25	97
	Playing Time	23min	22min	29min	25min	1h39


First Refere ASAI (JPN)

Second Refere GHARIB (IRI)

BRA - Brazil

Scoring Spike	Rk	No.	Name	Spikes	Faults	Shots	Total Attempts	Eff %	
	1	1	TORELLI Cristiano	1	-	-	1	100.00	
	2	3	GROSSI Anderson	9	1	2	12	66.67	
	3	9	SILVA Luan	3	-	2	5	60.00	
	4	13	MORALEZ Renan	4	1	2	7	42.86	
	5	16	PEREIRA Dario	14	4	10	28	35.71	
	6	11	TIMBO Kaio Felipe	4	2	2	8	25.00	
	7	10	VENTURA MACHADO Pablo Natan	6	3	8	17	17.65	
		6	ALCANTARA Victor	4	3	-	7	-	
		4	SANTOS OLIVEIRA Cristiano	3	4	7	14	-	
		2	SANTOS Matheus	-	-	-	-	-	
		8	VITORIA Edgar	-	-	-	-	-	
		14	MARCARINI Raphael	-	-	-	-	-	
	Limit								
	15.00%								
Team Totals				48	18	33	99	30.30	

Scoring Block	Rk	No.	Name	Kill Blocks	Faults	Rebounds	Total Attempts	Avg. by Set	
	1	4	SANTOS OLIVEIRA Cristiano	2	3	-	5	1.00	
	2	11	TIMBO Kaio Felipe	1	4	1	6	0.50	
	2	13	MORALEZ Renan	1	2	3	6	0.50	
	4	3	GROSSI Anderson	1	5	11	17	0.25	
	4	6	ALCANTARA Victor	1	1	1	3	0.25	
	4	9	SILVA Luan	1	1	1	3	0.25	
		1	TORELLI Cristiano	-	4	3	7	-	
		16	PEREIRA Dario	-	2	2	4	-	
		8	VITORIA Edgar	-	3	-	3	-	
		2	SANTOS Matheus	-	-	-	-	-	
		10	VENTURA MACHADO Pablo Natan	-	-	-	-	-	
		14	MARCARINI Raphael	-	-	-	-	-	
	Team Totals				7	25	22	54	1.75

Scoring Service	Rk	No.	Name	Aces	Faults	Serve Hits	Total Attempts	Avg. by Set	
	1	4	SANTOS OLIVEIRA Cristiano	2	2	4	8	1.00	
	2	10	VENTURA MACHADO Pablo Natan	2	2	4	8	0.67	
	3	11	TIMBO Kaio Felipe	1	1	9	11	0.50	
		1	TORELLI Cristiano	-	-	15	15	-	
		9	SILVA Luan	-	4	8	12	-	
		3	GROSSI Anderson	-	-	11	11	-	
		16	PEREIRA Dario	-	3	6	9	-	
		6	ALCANTARA Victor	-	2	4	6	-	
		13	MORALEZ Renan	-	-	4	4	-	
		8	VITORIA Edgar	-	1	1	2	-	
		2	SANTOS Matheus	-	-	-	-	-	
		14	MARCARINI Raphael	-	-	-	-	-	
	Team Totals				5	15	66	86	1.25

Team	Opponent Errors & Team Faults	48	-		



FRI 12 JUL 2019


Start Time 12:00 - End Time 13:50


Match Duration: 1h50


Match Statistics

P3

BRA - Brazil

Non-Scoring Dig	Rk	No.	Name	Digs	Faults	Receptions	Total Attempts	Avg. by Set	
		1	TORELLI Cristiano	-	-	-	-		
		2	SANTOS Matheus	-	-	-	-		
		3	GROSSI Anderson	-	-	-	-		
		4	SANTOS OLIVEIRA Cristiano	-	-	-	-		
		6	ALCANTARA Victor	-	-	-	-		
		8	VITORIA Edgar	-	-	-	-		
		9	SILVA Luan	-	-	-	-		
		10	VENTURA MACHADO Pablo Natan	-	-	-	-		
		11	TIMBO Kaio Felipe	-	-	-	-		
		13	MORALEZ Renan	-	-	-	-		
		14	MARCARINI Raphael	-	-	-	-		
		16	PEREIRA Dario	-	-	-	-		
	Team Totals				-	-	-	-	

Non-Scoring Set	Rk	No.	Name	Running Sets	Faults	Still Sets	Total Attempts	Avg. by Set	
		8	VITORIA Edgar	-	1	-	1		
		16	PEREIRA Dario	-	1	-	1		
		1	TORELLI Cristiano	-	-	-	-		
		2	SANTOS Matheus	-	-	-	-		
		3	GROSSI Anderson	-	-	-	-		
		4	SANTOS OLIVEIRA Cristiano	-	-	-	-		
		6	ALCANTARA Victor	-	-	-	-		
		9	SILVA Luan	-	-	-	-		
		10	VENTURA MACHADO Pablo Natan	-	-	-	-		
		11	TIMBO Kaio Felipe	-	-	-	-		
		13	MORALEZ Renan	-	-	-	-		
		14	MARCARINI Raphael	-	-	-	-		
	Team Totals				-	2	-	2	

Non-Scoring Reception	Rk	No.	Name	Excellent	Faults	Serve Receptions	Total Attempts	Succ. %	
	1	9	SILVA Luan	20	2	19	41	48.78	
	2	4	SANTOS OLIVEIRA Cristiano	3	-	5	8	37.50	
	3	2	SANTOS Matheus	7	3	15	25	28.00	
		10	VENTURA MACHADO Pablo Natan	1	1	4	6		
		1	TORELLI Cristiano	-	-	-	-		
		3	GROSSI Anderson	-	-	-	-		
		6	ALCANTARA Victor	-	-	-	-		
		8	VITORIA Edgar	-	-	-	-		
		11	TIMBO Kaio Felipe	-	-	-	-		
		13	MORALEZ Renan	-	-	-	-		
		14	MARCARINI Raphael	-	-	-	-		
		16	PEREIRA Dario	-	-	-	-		
	Limit								
	25.00%	Team Totals			31	6	43	80	38.75



FRI 12 JUL 2019


Start Time 12:00 - End Time 13:50


Match Duration: 1h50


Match Statistics

P3

SUI - Switzerland

Scoring Spike	Rk	No.	Name	Spikes	Faults	Shots	Total Attempts	Eff %	
	1	7	ZERIKA Karim	4	1	1	6	50.00	
	2	3	FRAME Christopher	3	-	4	7	42.86	
	3	8	ZELLER Quentin	16	2	15	33	42.42	
	4	10	ULRICH Luca	24	8	15	47	34.04	
	5	1	ROTH Yves	9	2	11	22	31.82	
		2	HARKSEN Peer	1	1	-	2		
		6	VON BURG Mischa Nicola	-	-	-	-		
		9	PFUND Reto	-	-	-	-		
		11	SUESS Nico	-	-	-	-		
		12	FISCHER Julian	-	-	-	-		
		15	WEISIGK Julian	-	-	-	-		
		18	MIKA Irian	-	-	-	-		
	Limit								
	15.00%	Team Totals			57	14	46	117	36.75

Scoring Block	Rk	No.	Name	Kill Blocks	Faults	Rebounds	Total Attempts	Avg. by Set	
	1	1	ROTH Yves	3	5	3	11	0.75	
	1	7	ZERIKA Karim	3	1	-	4	0.75	
	3	10	ULRICH Luca	2	3	3	8	0.50	
	3	6	VON BURG Mischa Nicola	1	1	-	2	0.50	
	5	8	ZELLER Quentin	1	3	3	7	0.25	
		3	FRAME Christopher	-	4	6	10		
		2	HARKSEN Peer	-	2	-	2		
		15	WEISIGK Julian	-	1	-	1		
		9	PFUND Reto	-	-	-	-		
		11	SUESS Nico	-	-	-	-		
		12	FISCHER Julian	-	-	-	-		
		18	MIKA Irian	-	-	-	-		
	Team Totals				10	20	15	45	2.50

Scoring Service	Rk	No.	Name	Aces	Faults	Serve Hits	Total Attempts	Avg. by Set	
	1	6	VON BURG Mischa Nicola	1	1	11	13	0.50	
	1	9	PFUND Reto	1	-	2	3	0.50	
	3	3	FRAME Christopher	1	1	10	12	0.33	
	4	2	HARKSEN Peer	1	-	17	18	0.25	
	4	7	ZERIKA Karim	1	3	10	14	0.25	
	4	1	ROTH Yves	1	3	8	12	0.25	
		8	ZELLER Quentin	-	3	9	12		
		10	ULRICH Luca	-	4	8	12		
		11	SUESS Nico	-	-	-	-		
		12	FISCHER Julian	-	-	-	-		
		15	WEISIGK Julian	-	-	-	-		
		18	MIKA Irian	-	-	-	-		
	Team Totals				6	15	75	96	1.50

Team	Opponent Errors & Team Faults	56	-		
-------------	--	-----------	----------	--	--



FRI 12 JUL 2019


Start Time 12:00 - End Time 13:50


Match Duration: 1h50


Match Statistics

P3

SUI - Switzerland

Non-Scoring Dig	Rk	No.	Name	Digs	Faults	Receptions	Total Attempts	Avg. by Set
		1	ROTH Yves	-	-	-	-	
		2	HARKSEN Peer	-	-	-	-	
		3	FRAME Christopher	-	-	-	-	
		6	VON BURG Mischa Nicola	-	-	-	-	
		7	ZERIKA Karim	-	-	-	-	
		8	ZELLER Quentin	-	-	-	-	
		9	PFUND Reto	-	-	-	-	
		10	ULRICH Luca	-	-	-	-	
		11	SUESS Nico	-	-	-	-	
		12	FISCHER Julian	-	-	-	-	
		15	WEISIGK Julian	-	-	-	-	
		18	MIKA Irian	-	-	-	-	
	Team Totals				-	-	-	-

Non-Scoring Set	Rk	No.	Name	Running Sets	Faults	Still Sets	Total Attempts	Avg. by Set
		12	FISCHER Julian	-	1	-	1	
		1	ROTH Yves	-	-	-	-	
		2	HARKSEN Peer	-	-	-	-	
		3	FRAME Christopher	-	-	-	-	
		6	VON BURG Mischa Nicola	-	-	-	-	
		7	ZERIKA Karim	-	-	-	-	
		8	ZELLER Quentin	-	-	-	-	
		9	PFUND Reto	-	-	-	-	
		10	ULRICH Luca	-	-	-	-	
		11	SUESS Nico	-	-	-	-	
		15	WEISIGK Julian	-	-	-	-	
		18	MIKA Irian	-	-	-	-	
	Team Totals				-	1	-	1

Non-Scoring Reception	Rk	No.	Name	Excellents	Faults	Serve Receptions	Total Attempts	Succ. %
	1	3	FRAME Christopher	1	-	-	1	100.00
	2	10	ULRICH Luca	15	2	6	23	65.22
	3	12	FISCHER Julian	10	-	7	17	58.82
	4	8	ZELLER Quentin	10	3	16	29	34.48
		1	ROTH Yves	-	-	-	-	
		2	HARKSEN Peer	-	-	-	-	
		6	VON BURG Mischa Nicola	-	-	-	-	
		7	ZERIKA Karim	-	-	-	-	
		9	PFUND Reto	-	-	-	-	
		11	SUESS Nico	-	-	-	-	
		15	WEISIGK Julian	-	-	-	-	
		18	MIKA Irian	-	-	-	-	
	Limit							
25.00%	Team Totals			36	5	29	70	51.43

LEGEND

Avg. Average

Eff. Efficiency

No. Shirt Number

Rk Rank

Suc Success %



SAT 13 JUL 2019

Start List

Start Time 14:30

KOR vs SUI

P1

First Refere HEMELGARN (USA)

Second Refere KOVAR (CZE)

KOR - Republic of Korea

Shirt colour White

No.	Name	Shirt Name	Pos.	Han.	Height	Weight	Highest Reac		Date of Birth	Tournament Totals				
							Spike cm	Block cm		Spik	Bloc	Serv	Total	%
1	HONG Sanghyeok		WS		1.94	88	305	320	20 JUL 1998	66	3	2	71	30.21
2	SONG Wongeun		MB		1.98	83	305	320	23 JAN 1997	28	12	0	40	17.02
3	GIM Myeongqwan		S		1.96	80	295	300	8 JUL 1997	5	1	0	6	2.55
4	KIM Gwangil		S		1.89	78	290	310	30 MAR 199	1	0	1	2	0.85
5	KOO Jahyeok		L		1.81	77	300	310	10 JUL 1998	0	0	0	0	0
6	KIM Jeongho (C)		WS		1.87	83	280	300	1 MAR 1997	85	5	9	99	42.13
7	JEONG Seonghwan		MB		1.97	85	290	295	23 FEB 1996	20	2	1	23	9.79
8	JUENG Taehyun		WS		1.94	85	305	320	8 MAY 1997	5	0	1	6	2.55
9	GU Bonseung		OS		1.94	80	300	310	13 MAR 199	51	0	0	51	21.70
10	PARK Chanwoong		MB		1.96	80	305	320	13 AUG 199	5	3	0	8	3.40
11	KIM Seungtae		MB		1.94	87	290	300	26 MAR 199	0	0	0	0	0
12	PARK Changseong		OS		2.00	90	320	298	21 SEP 1998	12	0	2	14	5.96

Coac JANG Yeong Ki

Assista SONG Byung Il / CHOI Eunho

Phase	Opponent	Sets	Points per Set
Preliminary - Group	USA	2 - 3	21 - 25, 20 - 25, 25 - 18, 25 - 21.
Preliminary - Group	RUS	0 - 3	17 - 25, 22 - 25, 18 - 25
Preliminary - Group	POR	1 - 3	21 - 25, 20 - 25, 29 - 27, 8 - 25
Preliminary - Group	CHN	3 - 0	25 - 23, 25 - 19, 31 - 29
Quarterfinals 9-16	ARG	3 - 2	26 - 24, 16 - 25, 18 - 25, 25 - 19.
Semifinals 9-12	CAN	3 - 0	25 - 21, 25 - 23, 28 - 26

SUI - Switzerland

Shirt colour Red

No.	Name	Shirt Name	Pos.	Han.	Height	Weight	Highest Reac		Date of Birth	Tournament Totals				
							Spike cm	Block cm		Spik	Bloc	Serv	Total	%
1	ROTH Yves		OS		1.99	86	328	302	8 MAY 1997	53	11	2	66	33.85
2	HARKSEN Peer (C)		S		1.94	88	330	320	30 DEC 199	7	5	1	13	6.67
3	FRAME Christopher		MB		1.96	90	346	315	17 APR 1996	7	6	2	15	7.69
6	VON BURG Mischa Nicola		MB		1.98	90	335	320	17 DEC 199	14	6	2	22	11.28
7	ZERIKA Karim		MB		1.99	87	346	326	2 DEC 1996	25	19	2	46	23.59
8	ZELLER Quentin		WS		2.00	90	350	310	29 MAR 199	65	3	3	71	36.41
9	PFUND Reto		S		1.91	83	321	309	11 APR 1998	0	0	1	1	0.51
10	ULRICH Luca		WS		1.97	86	340	320	12 JAN 1997	92	5	4	101	51.79
11	SUESS Nico		WS		1.93	81	331	311	5 MAR 1999	1	0	0	1	0.51
12	FISCHER Julian		L		1.73	66	325	315	4 NOV 1996	0	0	0	0	0
15	WEISIGK Julian		WS		1.95	90	335	320	16 FEB 2000	4	0	0	4	2.05
18	MIKA Irian		WS		1.92	84	330	305	22 DEC 199	1	0	0	1	0.51

Coac MOTTA Mario

Assista FOLMLI Marco / PAULI Melanie

Phase	Opponent	Sets	Points per Set
Preliminary - Group	ITA	0 - 3	17 - 25, 23 - 25, 15 - 25
Preliminary - Group	ARG	1 - 3	20 - 25, 25 - 22, 18 - 25, 20 - 25
Preliminary - Group	JPN	1 - 3	25 - 23, 21 - 25, 16 - 25, 21 - 25
Preliminary - Group	MEX	3 - 1	25 - 20, 34 - 32, 24 - 26, 25 - 17
Quarterfinals 9-16	USA	3 - 0	25 - 23, 25 - 21, 25 - 15
Semifinals 9-12	BRA	3 - 1	25 - 22, 25 - 17, 22 - 25, 25 - 21

LEGEND

% Percentage of total team s (C) Team Captain BH Both Handed F1 Gold-medal Match F3 Bronze-medal Match
 F5 Final 5th-6th Place F7 Final 7th-8th Place F9 Final 9th-10th Place Han Handedness L Libero
 S9-1 Semifinals 9-12 SF5 Semifinals 5-8 SFL Semi-finals WS Outside hitter S Setter



SAT 13 JUL 2019
Start Time 14:45 - End Time 16:05
Match Duration 1h20

Results
P2

KOR vs SUI
0 3

Team	Sets	1	2	3	Total
KOR	0	15	25	17	57
SUI	3	25	27	25	77
	Playing Time	21min	31min	22min	1h14

First Refere HEMELGARN (USA)

Second Refere KOVAR (CZE)

KOR - Republic of Korea								
No.	Name	Pos	1	2	3	4	5	Pts
1	HONG Sanghyeok	WS	4	4	6			5
2	SONG Wongeun	MB	5	5	5			3
3	GIM Myeongwan	S	6	6	6			1
4	KIM Gwangil	S						
5	KOO Jahyeok	L	L	L	L			
6	KIM Jeongho (C)	WS	1	1	1			4
7	JEONG Seonghwan	MB						
8	JUENG Taehyun	WS		1	4			8
9	GU Bonseung	OS	3					1
10	PARK Chanwoong	MB		2	2			3
11	KIM Seungtae	MB	2					2
12	PARK Changseong	OS	9	3	3			12

SUI - Switzerland								
No.	Name	Pos	1	2	3	4	5	Pts
1	ROTH Yves	OS	3	3	3			13
2	HARKSEN Peer (C)	S	6	6				
3	FRAME Christopher	MB						
6	VON BURG Mischa Nicola	MB	2	2	2			9
7	ZERIKA Karim	MB	5	5	5			5
8	ZELLER Quentin	WS	1	1	1			15
9	PFUND Reto	S		2	6			
10	ULRICH Luca	WS	4	4	4			14
11	SUESS Nico	WS			8			
12	FISCHER Julian	L	L	L	L			
15	WEISIGK Julian	WS						
18	MIKA Irian	WS			10			2

Coach JANG Yeong Ki
Assistant Coach SONG Byung Il / CHOI Eunho

Coach MOTTA Mario
Assistant Coach FOLMLI Marco / PAULI Melanie

TEAM AND PLAYER PERFORMANCES

Won	Total Atts	No. Name	Scoring Skills	Won	Total Atts	No. Name
37	88	Total Team	Spike	38	75	Total Team
11	22	12 PARK Changseong		11	29	10 ULRICH Luca
8	18	8 JUENG Taehyun		10	16	8 ZELLER Quentin
5	13	1 HONG Sanghyeok		9	17	1 ROTH Yves
1	30	Total Team	Block	14	49	Total Team
1	6	10 PARK Chanwoong		4	10	1 ROTH Yves
				4	13	6 VON BURG Mischa Nicola
				3	4	10 ULRICH Luca
1	58	Total Team	Serve	6	76	Total Team
1	9	12 PARK Changseong		4	18	8 ZELLER Quentin
				2	16	6 VON BURG Mischa Nicola
40		Total Team	Opp. Error	39		Total Team
79	176	Total Team	Total	97	200	Total Team

12	38	12 PARK Changseong	Best Scorer	15	38	8 ZELLER Quentin
----	----	--------------------	--------------------	----	----	------------------

LEGEND

(C) Team Captain
nn Substitute where nn = shirt number of outgoing player
MB Middle blocker
OS Opposite hitter
S Setter
n Starting line-up where n= starting position on court
Atts Attempts
No. Shirt Number
Pos Playing Position
WS Outside hitter
L Substitute Libero
L Libero
Opp Opponent
Pts Points scored



SAT 13 JUL 2019

Start Time 14:45 - End Time 16:05

Match Duration: 1h20

Match Statistics

P3


KOR vs SUI
0 3


Team	Sets	1	2	3	Total
KOR	0	15	25	17	57
SUI	3	25	27	25	77
	Playing Time	21min	31min	22min	1h14


First Refere HEMELGARN (USA)

Second Refere KOVAR (CZE)

KOR - Republic of Korea

Scoring Spike	Rk	No.	Name	Spikes	Faults	Shots	Total Attempts	Eff %	
	1	10	PARK Chanwoong	2	-	2	4	50.00	
	1	3	GIM Myeonggwon	1	-	1	2	50.00	
	3	2	SONG Wongeun	3	1	1	5	40.00	
	4	11	KIM Seungtae	2	1	2	5	20.00	
	5	12	PARK Changseong	11	7	4	22	18.18	
	8		JUENG Taehyun	8	6	4	18		
	1		HONG Sanghyeok	5	4	4	13		
	6		KIM Jeongho	4	4	5	13		
	9		GU Bonseung	1	3	2	6		
	4		KIM Gwangil	-	-	-	-		
	5		KOO Jahyeok	-	-	-	-		
	7		JEONG Seonghwan	-	-	-	-		
	Limit								
	15.00%								
	Team Totals				37	26	25	88	

Scoring Block	Rk	No.	Name	Kill Blocks	Faults	Rebounds	Total Attempts	Avg. by Set	
	1	10	PARK Chanwoong	1	4	1	6	0.50	
		12	PARK Changseong	-	2	5	7		
	2		SONG Wongeun	-	3	3	6		
	3		GIM Myeonggwon	-	3	-	3		
	9		GU Bonseung	-	1	2	3		
	1		HONG Sanghyeok	-	1	1	2		
	6		KIM Jeongho	-	-	2	2		
	11		KIM Seungtae	-	-	1	1		
	4		KIM Gwangil	-	-	-	-		
	5		KOO Jahyeok	-	-	-	-		
	7		JEONG Seonghwan	-	-	-	-		
	8		JUENG Taehyun	-	-	-	-		
	Team Totals				1	14	15	30	0.33

Scoring Service	Rk	No.	Name	Aces	Faults	Serve Hits	Total Attempts	Avg. by Set	
	1	12	PARK Changseong	1	3	5	9	0.33	
		10	PARK Chanwoong	-	1	12	13		
	2		SONG Wongeun	-	-	7	7		
	3		GIM Myeonggwon	-	-	7	7		
	6		KIM Jeongho	-	1	6	7		
	8		JUENG Taehyun	-	1	5	6		
	11		KIM Seungtae	-	1	3	4		
	1		HONG Sanghyeok	-	-	3	3		
	9		GU Bonseung	-	-	2	2		
	4		KIM Gwangil	-	-	-	-		
	5		KOO Jahyeok	-	-	-	-		
	7		JEONG Seonghwan	-	-	-	-		
	Team Totals				1	7	50	58	0.33

Team	Opponent Errors & Team Faults	40	-		



SAT 13 JUL 2019


Start Time 14:45 - End Time 16:05


Match Duration: 1h20


Match Statistics

P3

KOR - Republic of Korea

Non-Scoring Dig	Rk	No.	Name	Digs	Faults	Receptions	Total Attempts	Avg. by Set
		1	HONG Sanghyeok	-	-	-	-	
		2	SONG Wongeun	-	-	-	-	
		3	GIM Myeonggwon	-	-	-	-	
		4	KIM Gwangil	-	-	-	-	
		5	KOO Jahyeok	-	-	-	-	
		6	KIM Jeongho	-	-	-	-	
		7	JEONG Seonghwan	-	-	-	-	
		8	JUENG Taehyun	-	-	-	-	
		9	GU Bonseung	-	-	-	-	
		10	PARK Chanwoong	-	-	-	-	
		11	KIM Seungtae	-	-	-	-	
		12	PARK Changseong	-	-	-	-	
Team Totals				-	-	-	-	

Non-Scoring Set	Rk	No.	Name	Running Sets	Faults	Still Sets	Total Attempts	Avg. by Set
		1	HONG Sanghyeok	-	-	-	-	
		2	SONG Wongeun	-	-	-	-	
		3	GIM Myeonggwon	-	-	-	-	
		4	KIM Gwangil	-	-	-	-	
		5	KOO Jahyeok	-	-	-	-	
		6	KIM Jeongho	-	-	-	-	
		7	JEONG Seonghwan	-	-	-	-	
		8	JUENG Taehyun	-	-	-	-	
		9	GU Bonseung	-	-	-	-	
		10	PARK Chanwoong	-	-	-	-	
		11	KIM Seungtae	-	-	-	-	
		12	PARK Changseong	-	-	-	-	
Team Totals				-	-	-	-	

Non-Scoring Reception	Rk	No.	Name	Excellents	Faults	Serve Receptions	Total Attempts	Succ. %
	1	6	KIM Jeongho	20	-	8	28	71.43
	2	5	KOO Jahyeok	7	2	9	18	38.89
	3	1	HONG Sanghyeok	4	3	6	13	30.77
		8	JUENG Taehyun	-	1	2	3	
		3	GIM Myeonggwon	-	-	1	1	
		2	SONG Wongeun	-	-	-	-	
		4	KIM Gwangil	-	-	-	-	
		7	JEONG Seonghwan	-	-	-	-	
		9	GU Bonseung	-	-	-	-	
		10	PARK Chanwoong	-	-	-	-	
		11	KIM Seungtae	-	-	-	-	
		12	PARK Changseong	-	-	-	-	
Limit								
25.00%	Team Totals			31	6	26	63	49.21



SAT 13 JUL 2019


Start Time 14:45 - End Time 16:05


Match Duration: 1h20


Match Statistics

P3

SUI - Switzerland

Scoring Spike	Rk	No.	Name	Spikes	Faults	Shots	Total Attempts	Eff %	
	1	6	VON BURG Mischa Nicola	3	-	-	3	100.00	
	2	8	ZELLER Quentin	10	-	6	16	62.50	
	3	1	ROTH Yves	9	1	7	17	47.06	
	4	7	ZERIKA Karim	3	1	1	5	40.00	
	5	18	MIKA Irian	2	1	-	3	33.33	
	6	10	ULRICH Luca	11	2	16	29	31.03	
		9	PFUND Reto	-	-	2	2	-	
		2	HARKSEN Peer	-	-	-	-	-	
		3	FRAME Christopher	-	-	-	-	-	
		11	SUESS Nico	-	-	-	-	-	
		12	FISCHER Julian	-	-	-	-	-	
		15	WEISIGK Julian	-	-	-	-	-	
	Limit								
	15.00%	Team Totals			38	5	32	75	44.00

Scoring Block	Rk	No.	Name	Kill Blocks	Faults	Rebounds	Total Attempts	Avg. by Set	
	1	6	VON BURG Mischa Nicola	4	4	5	13	1.33	
	1	1	ROTH Yves	4	4	2	10	1.33	
	3	10	ULRICH Luca	3	-	1	4	1.00	
	4	7	ZERIKA Karim	2	8	4	14	0.67	
	5	8	ZELLER Quentin	1	1	2	4	0.33	
		2	HARKSEN Peer	-	3	-	3	-	
		9	PFUND Reto	-	1	-	1	-	
		3	FRAME Christopher	-	-	-	-	-	
		11	SUESS Nico	-	-	-	-	-	
		12	FISCHER Julian	-	-	-	-	-	
		15	WEISIGK Julian	-	-	-	-	-	
		18	MIKA Irian	-	-	-	-	-	
	Team Totals				14	21	14	49	4.67

Scoring Service	Rk	No.	Name	Aces	Faults	Serve Hits	Total Attempts	Avg. by Set	
	1	8	ZELLER Quentin	4	3	11	18	1.33	
	2	6	VON BURG Mischa Nicola	2	3	11	16	0.67	
		1	ROTH Yves	-	2	9	11	-	
		10	ULRICH Luca	-	2	8	10	-	
		9	PFUND Reto	-	-	9	9	-	
		7	ZERIKA Karim	-	2	5	7	-	
		2	HARKSEN Peer	-	-	4	4	-	
		11	SUESS Nico	-	1	-	1	-	
		3	FRAME Christopher	-	-	-	-	-	
		12	FISCHER Julian	-	-	-	-	-	
		15	WEISIGK Julian	-	-	-	-	-	
		18	MIKA Irian	-	-	-	-	-	
	Team Totals				6	13	57	76	2.00

Team	Opponent Errors & Team Faults			
		39	-	



SAT 13 JUL 2019


Start Time 14:45 - End Time 16:05


Match Duration: 1h20


Match Statistics

P3

SUI - Switzerland

Non-Scoring Dig	Rk	No.	Name	Digs	Faults	Receptions	Total Attempts	Avg. by Set	
		10	ULRICH Luca	-	-	1	1		
		1	ROTH Yves	-	-	-	-		
		2	HARKSEN Peer	-	-	-	-		
		3	FRAME Christopher	-	-	-	-		
		6	VON BURG Mischa Nicola	-	-	-	-		
		7	ZERIKA Karim	-	-	-	-		
		8	ZELLER Quentin	-	-	-	-		
		9	PFUND Reto	-	-	-	-		
		11	SUESS Nico	-	-	-	-		
		12	FISCHER Julian	-	-	-	-		
		15	WEISIGK Julian	-	-	-	-		
		18	MIKA Irian	-	-	-	-		
	Team Totals				-	-	1	1	

Non-Scoring Set	Rk	No.	Name	Running Sets	Faults	Still Sets	Total Attempts	Avg. by Set	
		2	HARKSEN Peer	-	1	-	1		
		1	ROTH Yves	-	-	-	-		
		3	FRAME Christopher	-	-	-	-		
		6	VON BURG Mischa Nicola	-	-	-	-		
		7	ZERIKA Karim	-	-	-	-		
		8	ZELLER Quentin	-	-	-	-		
		9	PFUND Reto	-	-	-	-		
		10	ULRICH Luca	-	-	-	-		
		11	SUESS Nico	-	-	-	-		
		12	FISCHER Julian	-	-	-	-		
		15	WEISIGK Julian	-	-	-	-		
		18	MIKA Irian	-	-	-	-		
	Team Totals				-	1	-	1	

Non-Scoring Reception	Rk	No.	Name	Excellent	Faults	Serve Receptions	Total Attempts	Succ. %	
	1	6	VON BURG Mischa Nicola	1	-	-	1	100.00	
	2	12	FISCHER Julian	8	1	1	10	80.00	
	3	8	ZELLER Quentin	13	-	9	22	59.09	
	4	10	ULRICH Luca	6	-	7	13	46.15	
	5	11	SUESS Nico	1	-	2	3	33.33	
		18	MIKA Irian	-	-	1	1		
		1	ROTH Yves	-	-	-	-		
		2	HARKSEN Peer	-	-	-	-		
		3	FRAME Christopher	-	-	-	-		
		7	ZERIKA Karim	-	-	-	-		
		9	PFUND Reto	-	-	-	-		
		15	WEISIGK Julian	-	-	-	-		
	Limit								
	25.00%	Team Totals			29	1	20	50	58.00

LEGEND

Avg. Average

Eff. Efficiency

No. Shirt Number

Rk Rank

Suc Success %



SAT 13 JUL 2019

Start List

Start Time 12:00

CAN vs BRA

P1

First Refere CHOI (KOR)

Second Refere HSU (TPE)

CAN - Canada

Shirt colour Red

No.	Name	Shirt Name	Pos.	Han.	Height	Weight	Highest Reac		Date of Birth	Tournament Totals				
							Spike cm	Block cm		Spik	Bloc	Serv	Total	%
1	CRANSTON Blain		S		1.97	78	352	324	13 APR 1995	1	1	0	2	1.49
2	MORTENSEN Dylan		WS		1.99	90	361	335	30 OCT 199	52	9	6	67	50.00
3	DIXON Reece		S		1.88	75	339	320	21 JUN 1997	4	4	3	11	8.21
4	FRIESEN Seth		WS		2.03	107	358	335	28 MAR 199	29	1	1	31	23.13
6	HOBERN George (C)		MB		2.03	108	356	337	9 DEC 1996	7	8	0	15	11.19
7	PEREIRA Jordan		L		1.85	80	335	301	8 MAR 1998	0	0	0	0	0
8	JOHNSON Pierce		OS		1.93	87	352	322	11 JUL 1998	35	6	3	44	32.84
9	MOATE Johnathan		MB		2.03	98	360	339	3 OCT 1996	34	9	9	52	38.81
12	IRELAND Craig		OS		1.95	85	351	328	22 OCT 199	48	7	2	57	42.54
13	TAYLOR Warren		MB		1.99	97	354	325	2 MAR 1995	13	6	0	19	14.18
15	HUTCHESON Zachary		WS		1.93	93	344	320	17 SEP 1997	8	2	1	11	8.21
16	METCALF Mason	METCALF	MB		1.96	90	340	320	9 AUG 1997	3	4	3	10	7.46

Coac PRESTON David

Assista WILSON Grant / GRAVELLE James

Phase	Opponent	Sets	Points per Set
Preliminary - Group	BRA	1 - 3	13 - 25, 25 - 18, 21 - 25, 18 - 25
Preliminary - Group	FRA	1 - 3	18 - 25, 27 - 25, 17 - 25, 20 - 25
Preliminary - Group	IRI	3 - 2	20 - 25, 25 - 18, 23 - 25, 25 - 17,
Preliminary - Group	POL	0 - 3	20 - 25, 16 - 25, 18 - 25
Quarterfinals 9-16	UKR	3 - 0	25 - 17, 25 - 13, 25 - 16
Semifinals 9-12	KOR	0 - 3	21 - 25, 23 - 25, 26 - 28

BRA - Brazil

Shirt colour Blue

No.	Name	Shirt Name	Pos.	Han.	Height	Weight	Highest Reac		Date of Birth	Tournament Totals				
							Spike cm	Block cm		Spik	Bloc	Serv	Total	%
1	TORELLI Cristiano		S		1.93	83	0	0	29 OCT 199	5	1	5	11	6.01
2	SANTOS Matheus		L		1.81	90	0	0	27 OCT 199	0	0	0	0	0
3	GROSSI Anderson (C)		MB		2.04	98	0	0	31 MAY 199	31	5	3	39	21.31
4	SANTOS OLIVEIRA Cristian		WS		1.88	94	0	0	23 OCT 199	25	2	2	29	15.85
6	ALCANTARA Victor		MB		1.92	90	0	0	21 MAR 199	47	5	2	54	29.51
8	VITORIA Edgar		S		1.84	76	0	0	10 JAN 1996	2	0	0	2	1.09
9	SILVA Luan		WS		1.93	94	0	0	20 OCT 199	26	1	3	30	16.39
10	VENTURA MACHADO Pablo		WS		1.95	97	0	0	29 APR 1998	63	3	7	73	39.89
11	TIMBO Kaio Felipe		MB		2.01	103	0	0	30 JUN 1997	6	2	2	10	5.46
13	MORALEZ Renan		MB		1.99	103	0	0	3 JAN 1994	33	16	5	54	29.51
14	MARCARINI Raphael		WS		2.03	99	0	0	12 JAN 1997	4	1	1	6	3.28
16	PEREIRA Dario		OS		1.98	74	0	0	15 JAN 1997	33	3	1	37	20.22

Coac THIESSEN Flavio

Assista THIESSEN Marcelo / MAUES Rodrigo

Phase	Opponent	Sets	Points per Set
Preliminary - Group	POL	0 - 3	22 - 25, 11 - 25, 23 - 25
Preliminary - Group	CAN	3 - 1	25 - 13, 18 - 25, 25 - 21, 25 - 18
Preliminary - Group	FRA	1 - 3	21 - 25, 18 - 25, 25 - 21, 22 - 25
Preliminary - Group	IRI	3 - 0	25 - 18, 25 - 21, 25 - 18
Quarterfinals 9-16	CHI	3 - 1	23 - 25, 25 - 19, 25 - 22, 25 - 19
Semifinals 9-12	SUI	1 - 3	22 - 25, 17 - 25, 25 - 22, 21 - 25

LEGEND

% Percentage of total team s (C) Team Captain BH Both Handed F1 Gold-medal Match F11 Final 11th-12th Pl.
F3 Bronze-medal Match F5 Final 5th-6th Place F7 Final 7th-8th Place F9 Final 9th-10th Place Han Handedness
S Setter S9-1 Semifinals 9-12 SF5 Semifinals 5-8 SFL Semi-finals WS Outside hitter



SAT 13 JUL 2019
Start Time 12:00 - End Time 14:06
Match Duration 2h6

Results
P2

CAN vs BRA
3 2

Team	Sets	1	2	3	4	5	Total
CAN	3	25	23	25	19	15	107
BRA	2	16	25	21	25	9	96
	Playing Time	21min	27min	27min	24min	14min	1h53

First Refere CHOI (KOR)

Second Refere HSU (TPE)

CAN - Canada								
No.	Name	Pos	1	2	3	4	5	Pts
1	CRANSTON Blain	S				3	3	1
2	MORTENSEN Dylan	WS	6	6	6	6	6	23
3	DIXON Reece	S	3	3	3	3	3	1
4	FRIESEN Seth	WS			8	8	4	8
6	HOBERN George (C)	MB	2	2	2	2	2	11
7	PEREIRA Jordan	L	L	L	L	L	L	
8	JOHNSON Pierce	OS	4	4	4	4		9
9	MOATE Johnathan	MB	5	5	5	5	5	7
12	IRELAND Craig	OS	1	1	1	1	1	12
13	TAYLOR Warren	MB		9	6	6		3
15	HUTCHESON Zachary	WS	6			12		2
16	METCALF Mason	MB				9		1

BRA - Brazil								
No.	Name	Pos	1	2	3	4	5	Pts
1	TORELLI Cristiano	S	8	16	8	1	2	1
2	SANTOS Matheus	L	L	L	L	L	L	
3	GROSSI Anderson (C)	MB	1	3	1	3	4	6
4	SANTOS OLIVEIRA Cristiano	WS	3	5	6	2	3	10
6	ALCANTARA Victor	MB	16	8	4		1	1
8	VITORIA Edgar	S	2	1	2		16	1
9	SILVA Luan	WS	6					1
10	VENTURA MACHADO Pablo	WS	9	2	3	5	6	18
11	TIMBO Kaio Felipe	MB	4	6	3		4	5
13	MORALEZ Renan	MB		11	4	6	1	10
14	MARCARINI Raphael	WS			10		10	
16	PEREIRA Dario	OS	5	4	5	4	5	20

Coach PRESTON David
Assistant Coach WILSON Grant / GRAVELLE James

Coach THIESSEN Flavio
Assistant Coach THIESSEN Marcelo / MAUES Rodrigo

TEAM AND PLAYER PERFORMANCES

Won	Total Atts	No. Name	Scoring Skills	Won	Total Atts	No. Name
54	114	Total Team	Spike	60	119	Total Team
18	35	2 MORTENSEN Dylan		18	30	16 PEREIRA Dario
10	18	12 IRELAND Craig		14	24	10 VENTURA MACHADO Pablo Natan
6	11	6 HOBERN George		10	23	4 SANTOS OLIVEIRA Cristiano
18	60	Total Team	Block	8	51	Total Team
5	10	2 MORTENSEN Dylan		3	6	13 MORALEZ Renan
4	23	6 HOBERN George		2	12	3 GROSSI Anderson
2	4	12 IRELAND Craig		1	11	16 PEREIRA Dario
6	107	Total Team	Serve	5	96	Total Team
3	21	8 JOHNSON Pierce		3	15	10 VENTURA MACHADO Pablo Natan
1	5	1 CRANSTON Blain		1	15	1 TORELLI Cristiano
1	13	6 HOBERN George		1	11	16 PEREIRA Dario
54		Total Team	Opp. Error	51		Total Team
132	281	Total Team	Total	124	266	Total Team
23	59	2 MORTENSEN Dylan	Best Scorer	20	52	16 PEREIRA Dario

LEGEND

(C) Team Captain
nn Substitute where nn = shirt number of outgoing player
MB Middle blocker
OS Opposite hitter
S Setter
n Starting line-up where n= starting position on court
Atts Attempts
No. Shirt Number
Pos Playing Position
WS Outside hitter
L Substitute Libero
Libero
Opp Opponent
Pts Points scored



SAT 13 JUL 2019

Start Time 12:00 - End Time 14:06

Match Duration: 2h6

Match Statistics

P3


CAN vs BRA
3 2


Team	Sets	1	2	3	4	5	Total
CAN	3	25	23	25	19	15	107
BRA	2	16	25	21	25	9	96
	Playing Time	21min	27min	27min	24min	14min	1h53


First Refere CHOI (KOR)

Second Refere HSU (TPE)

CAN - Canada

Scoring Spike	Rk	No.	Name	Spikes	Faults	Shots	Total Attempts	Eff %
	1	13	TAYLOR Warren	2	-	1	3	66.67
	2	4	FRIESEN Seth	6	-	4	10	60.00
	3	6	HOBERN George	6	-	5	11	54.55
	4	2	MORTENSEN Dylan	18	5	12	35	37.14
	5	12	IRELAND Craig	10	4	4	18	33.33
	6	9	MOATE Johnathan	5	3	3	11	18.18
	8	JOHNSON Pierce	5	3	11	19		
	3	DIXON Reece	1	1	-	2		
	15	HUTCHESON Zachary	1	1	-	2		
	16	METCALF Mason	-	-	2	2		
	1	CRANSTON Blain	-	-	1	1		
	7	PEREIRA Jordan	-	-	-	-		
	Limit							
15.00%								
Team Totals				54	17	43	114	32.46

Scoring Block	Rk	No.	Name	Kill Blocks	Faults	Rebounds	Total Attempts	Avg. by Set
	1	2	MORTENSEN Dylan	5	2	3	10	1.00
	1	16	METCALF Mason	1	-	-	1	1.00
	3	6	HOBERN George	4	11	8	23	0.80
	4	4	FRIESEN Seth	2	1	-	3	0.67
	5	9	MOATE Johnathan	2	4	3	9	0.40
	5	12	IRELAND Craig	2	1	1	4	0.40
	7	13	TAYLOR Warren	1	-	-	1	0.33
	8	8	JOHNSON Pierce	1	4	1	6	0.25
	3	DIXON Reece	-	-	2	2		
	15	HUTCHESON Zachary	-	-	1	1		
	1	CRANSTON Blain	-	-	-	-		
	7	PEREIRA Jordan	-	-	-	-		
	Team Totals				18	23	19	60

Scoring Service	Rk	No.	Name	Aces	Faults	Serve Hits	Total Attempts	Avg. by Set
	1	8	JOHNSON Pierce	3	2	16	21	0.75
	2	15	HUTCHESON Zachary	1	1	5	7	0.50
	2	1	CRANSTON Blain	1	1	3	5	0.50
	4	6	HOBERN George	1	-	12	13	0.20
	9	MOATE Johnathan	-	3	14	17		
	2	MORTENSEN Dylan	-	1	13	14		
	12	IRELAND Craig	-	2	11	13		
	3	DIXON Reece	-	2	10	12		
	13	TAYLOR Warren	-	1	2	3		
	4	FRIESEN Seth	-	-	2	2		
	7	PEREIRA Jordan	-	-	-	-		
	16	METCALF Mason	-	-	-	-		
	Team Totals				6	13	88	107

Team	Opponent Errors & Team Faults	54	-		
------	-------------------------------	----	---	--	--



SAT 13 JUL 2019


Start Time 12:00 - End Time 14:06


Match Duration: 2h6


Match Statistics

P3

CAN - Canada

Non-Scoring Dig	Rk	No.	Name	Digs	Faults	Receptions	Total Attempts	Avg. by Set
		12	IRELAND Craig	-	1	-	1	
		1	CRANSTON Blain	-	-	-	-	
		2	MORTENSEN Dylan	-	-	-	-	
		3	DIXON Reece	-	-	-	-	
		4	FRIESEN Seth	-	-	-	-	
		6	HOBERN George	-	-	-	-	
		7	PEREIRA Jordan	-	-	-	-	
		8	JOHNSON Pierce	-	-	-	-	
		9	MOATE Johnathan	-	-	-	-	
		13	TAYLOR Warren	-	-	-	-	
		15	HUTCHESON Zachary	-	-	-	-	
		16	METCALF Mason	-	-	-	-	
	Team Totals				-	1	-	1

Non-Scoring Set	Rk	No.	Name	Running Sets	Faults	Still Sets	Total Attempts	Avg. by Set
		1	CRANSTON Blain	-	-	-	-	
		2	MORTENSEN Dylan	-	-	-	-	
		3	DIXON Reece	-	-	-	-	
		4	FRIESEN Seth	-	-	-	-	
		6	HOBERN George	-	-	-	-	
		7	PEREIRA Jordan	-	-	-	-	
		8	JOHNSON Pierce	-	-	-	-	
		9	MOATE Johnathan	-	-	-	-	
		12	IRELAND Craig	-	-	-	-	
		13	TAYLOR Warren	-	-	-	-	
		15	HUTCHESON Zachary	-	-	-	-	
		16	METCALF Mason	-	-	-	-	
	Team Totals				-	-	-	-

Non-Scoring Reception	Rk	No.	Name	Excellents	Faults	Serve Receptions	Total Attempts	Succ. %
	1	7	PEREIRA Jordan	12	-	5	17	70.59
	2	4	FRIESEN Seth	4	-	2	6	66.67
	3	12	IRELAND Craig	20	5	13	38	52.63
	4	8	JOHNSON Pierce	7	-	11	18	38.89
		6	HOBERN George	-	-	1	1	
		1	CRANSTON Blain	-	-	-	-	
		2	MORTENSEN Dylan	-	-	-	-	
		3	DIXON Reece	-	-	-	-	
		9	MOATE Johnathan	-	-	-	-	
		13	TAYLOR Warren	-	-	-	-	
		15	HUTCHESON Zachary	-	-	-	-	
		16	METCALF Mason	-	-	-	-	
	Limit							
25.00%	Team Totals			43	5	32	80	53.75



SAT 13 JUL 2019


Start Time 12:00 - End Time 14:06


Match Duration: 2h6


Match Statistics

P3

BRA - Brazil

Scoring Spike	Rk	No.	Name	Spikes	Faults	Shots	Total Attempts	Eff %	
	1	13	MORALEZ Renan	7	1	2	10	60.00	
	2	10	VENTURA MACHADO Pablo Natan	14	4	6	24	41.67	
	3	16	PEREIRA Dario	18	7	5	30	36.67	
	4	11	TIMBO Kaio Felipe	5	2	4	11	27.27	
	5	4	SANTOS OLIVEIRA Cristiano	10	5	8	23	21.74	
		3	GROSSI Anderson	4	3	2	9		
		6	ALCANTARA Victor	1	2	2	5		
		9	SILVA Luan	1	2	-	3		
		1	TORELLI Cristiano	-	1	1	2		
		8	VITORIA Edgar	-	-	2	2		
		2	SANTOS Matheus	-	-	-	-		
		14	MARCARINI Raphael	-	-	-	-		
	Limit								
	15.00%	Team Totals			60	27	32	119	27.73

Scoring Block	Rk	No.	Name	Kill Blocks	Faults	Rebounds	Total Attempts	Avg. by Set	
	1	13	MORALEZ Renan	3	1	2	6	0.75	
	2	3	GROSSI Anderson	2	5	5	12	0.40	
	3	8	VITORIA Edgar	1	-	1	2	0.25	
	4	16	PEREIRA Dario	1	4	6	11	0.20	
	4	10	VENTURA MACHADO Pablo Natan	1	3	2	6	0.20	
		4	SANTOS OLIVEIRA Cristiano	-	3	3	6		
		11	TIMBO Kaio Felipe	-	4	1	5		
		6	ALCANTARA Victor	-	1	2	3		
		1	TORELLI Cristiano	-	-	-	-		
		2	SANTOS Matheus	-	-	-	-		
		9	SILVA Luan	-	-	-	-		
		14	MARCARINI Raphael	-	-	-	-		
	Team Totals				8	21	22	51	1.60

Scoring Service	Rk	No.	Name	Aces	Faults	Serve Hits	Total Attempts	Avg. by Set	
	1	10	VENTURA MACHADO Pablo Natan	3	3	9	15	0.60	
	2	1	TORELLI Cristiano	1	1	13	15	0.20	
	2	16	PEREIRA Dario	1	2	8	11	0.20	
		4	SANTOS OLIVEIRA Cristiano	-	1	15	16		
		3	GROSSI Anderson	-	1	11	12		
		8	VITORIA Edgar	-	1	10	11		
		11	TIMBO Kaio Felipe	-	4	1	5		
		13	MORALEZ Renan	-	-	5	5		
		6	ALCANTARA Victor	-	1	3	4		
		9	SILVA Luan	-	1	1	2		
		2	SANTOS Matheus	-	-	-	-		
		14	MARCARINI Raphael	-	-	-	-		
	Team Totals				5	15	76	96	1.00

Team	Opponent Errors & Team Faults	51	1		
-------------	--	-----------	----------	--	--



SAT 13 JUL 2019


Start Time 12:00 - End Time 14:06


Match Duration: 2h6


Match Statistics

P3

BRA - Brazil

Non-Scoring Dig	Rk	No.	Name	Digs	Faults	Receptions	Total Attempts	Avg. by Set	
		13	MORALEZ Renan	-	1	-	1		
		1	TORELLI Cristiano	-	-	-	-		
		2	SANTOS Matheus	-	-	-	-		
		3	GROSSI Anderson	-	-	-	-		
		4	SANTOS OLIVEIRA Cristiano	-	-	-	-		
		6	ALCANTARA Victor	-	-	-	-		
		8	VITORIA Edgar	-	-	-	-		
		9	SILVA Luan	-	-	-	-		
		10	VENTURA MACHADO Pablo Natan	-	-	-	-		
		11	TIMBO Kaio Felipe	-	-	-	-		
		14	MARCARINI Raphael	-	-	-	-		
		16	PEREIRA Dario	-	-	-	-		
	Team Totals				-	1	-	1	

Non-Scoring Set	Rk	No.	Name	Running Sets	Faults	Still Sets	Total Attempts	Avg. by Set	
		1	TORELLI Cristiano	-	1	-	1		
		8	VITORIA Edgar	-	1	-	1		
		2	SANTOS Matheus	-	-	-	-		
		3	GROSSI Anderson	-	-	-	-		
		4	SANTOS OLIVEIRA Cristiano	-	-	-	-		
		6	ALCANTARA Victor	-	-	-	-		
		9	SILVA Luan	-	-	-	-		
		10	VENTURA MACHADO Pablo Natan	-	-	-	-		
		11	TIMBO Kaio Felipe	-	-	-	-		
		13	MORALEZ Renan	-	-	-	-		
		14	MARCARINI Raphael	-	-	-	-		
		16	PEREIRA Dario	-	-	-	-		
	Team Totals				-	2	-	2	

Non-Scoring Reception	Rk	No.	Name	Excellent	Faults	Serve Receptions	Total Attempts	Succ. %
	1	13	MORALEZ Renan	1	-	-	1	100.00
	2	2	SANTOS Matheus	20	-	7	27	74.07
	3	9	SILVA Luan	6	1	5	12	50.00
	4	10	VENTURA MACHADO Pablo Natan	12	1	12	25	48.00
	5	14	MARCARINI Raphael	1	-	3	4	25.00
		4	SANTOS OLIVEIRA Cristiano	5	3	15	23	
		16	PEREIRA Dario	-	1	-	1	
		1	TORELLI Cristiano	-	-	-	-	
		3	GROSSI Anderson	-	-	-	-	
		6	ALCANTARA Victor	-	-	-	-	
		8	VITORIA Edgar	-	-	-	-	
	11	TIMBO Kaio Felipe	-	-	-	-		
Limit								
25.00%	Team Totals			45	6	42	93	48.39

LEGEND

Avg. Average

Eff. Efficiency

No. Shirt Number

Rk Rank

Suc Success %



FRI 12 JUL 2019
Start Time 17:30

Start List

UKR vs ARG

P1

First Refere WANG JUN (CHN)

Second Refere CAREAGA (CHI)

UKR - Ukraine

Shirt colour White

No.	Name	Shirt Name	Pos.	Han.	Height	Weight	Highest Reac		Date of Birth	Tournament Totals				
							Spike cm	Block cm		Spik	Bloc	Serv	Total	%
1	HOLOVEN Oleksii		S		1.98	88	310	290	12 JAN 1999	2	2	4	8	6.67
2	KLOCHKO Kyrylo		WS		1.90	80	320	345	9 DEC 1996	31	1	0	32	26.67
3	MAZENKO Bohdan		MB		1.98	86	310	295	18 MAY 199	5	3	1	9	7.50
4	OSTAPENKO Volodymyr		MB		1.90	80	320	345	30 JUL 1998	19	5	0	24	20.00
5	KISILIUK Yevhenii (C)		WS		1.97	92	320	300	27 JAN 1995	49	3	4	56	46.67
6	ZHUKOV Borys		WS		1.98	88	317	300	6 AUG 1996	27	4	3	34	28.33
7	KRYVOBOK Ivan		OS		1.95	100	340	320	27 MAY 199	24	3	1	28	23.33
8	KHOMYN Mykola		S		1.97	93	320	300	8 MAR 1995	4	3	3	10	8.33
9	ONIPKO Bohdan		OS		1.90	80	320	345	14 DEC 199	5	0	0	5	4.17
10	SOTNYK Nik		OS		1.92	89	310	290	10 JUN 1996	43	4	1	48	40.00
11	KRAIEVSKYI Viktor		L		1.89	85	320	300	12 JAN 1994	0	0	0	0	0
12	KLEPKO Heorhii		MB		2.00	91	325	305	12 FEB 1997	22	11	3	36	30.00

Coac KOPYLOV Valerii

Assista SLYNCHUK Ivan

Phase	Opponent	Sets	Points per Set
Preliminary - Group	TPE	2 - 3	22 - 25, 25 - 15, 25 - 22, 17 - 25.
Preliminary - Group	CZE	1 - 3	28 - 26, 13 - 25, 21 - 25, 22 - 25
Preliminary - Group	HKG	3 - 0	25 - 21, 25 - 16, 25 - 21
Preliminary - Group	CHI	3 - 2	21 - 25, 25 - 22, 25 - 23, 20 - 25.
Quarterfinals 9-16	CAN	0 - 3	17 - 25, 13 - 25, 16 - 25

ARG - Argentina

Shirt colour Blue

No.	Name	Shirt Name	Pos.	Han.	Height	Weight	Highest Reac		Date of Birth	Tournament Totals				
							Spike cm	Block cm		Spik	Bloc	Serv	Total	%
1	NIELSON RAMELLA Ramiro		OS		1.92	86	0	0	13 MAY 199	13	0	0	13	6.57
4	GIRAUDDO ESCURRA Nicolas		MB		2.01	93	0	0	3 AUG 1994	20	12	0	32	16.16
5	FERNANDEZ Ignacio Martin		L		1.80	75	0	0	7 JUN 1994	0	0	0	0	0
6	ROBINS Nicolas		MB		1.93	89	0	0	25 SEP 1996	0	0	0	0	0
7	CACERES Franco Hernan		WS		1.98	94	0	0	28 MAR 199	1	0	0	1	0.51
8	BITAR Gaspar		S		1.83	73	0	0	19 NOV 199	4	6	2	12	6.06
9	ARDUINO Andres Nicolas (C)		WS		1.87	84	0	0	12 JUN 1995	28	1	0	29	14.65
10	ROBERTS Ignacio		S		1.82	82	0	0	28 MAY 199	0	0	0	0	0
11	BUCCIARELLI Juan Horacio		OS		1.98	92	0	0	26 NOV 199	62	6	7	75	37.88
14	TERAN ULLOA Manuel		OS		1.95	93	0	0	20 MAY 199	4	1	0	5	2.53
15	RAJCAKOWSKI Flavio Jose		MB		2.01	94	0	0	10 JUL 1998	30	9	2	41	20.71
18	BENAVIDEZ Felipe		WS		1.93	84	0	0	31 JAN 1997	91	0	7	98	49.49

Coac KANTOR Waldo Ariel

Assista PEREIRA Pablo / SIMARO Esteban Ricardo

Phase	Opponent	Sets	Points per Set
Preliminary - Group	MEX	3 - 0	25 - 20, 25 - 16, 25 - 19
Preliminary - Group	SUI	3 - 1	25 - 20, 22 - 25, 25 - 18, 25 - 20
Preliminary - Group	ITA	2 - 3	25 - 23, 25 - 20, 15 - 25, 23 - 25.
Preliminary - Group	JPN	0 - 3	20 - 25, 23 - 25, 18 - 25
Quarterfinals 9-16	KOR	2 - 3	24 - 26, 25 - 16, 25 - 18, 19 - 25.

LEGEND

% Percentage of total team s (C) Team Captain
 F3 Bronze-medal Match F5 Final 5th-6th Place F7 Final 7th-8th Place F9 Final 9th-10th Place F11 Final 11th-12th Pl.
 WS Outside hitter S13 Semifinals 13-16 S9-1 Semifinals 9-12 SF5 Semifinals 5-8 SFL Semi-finals



FRI 12 JUL 2019
Start Time 17:29 - End Time 19:52
Match Duration 2h22

Results
P2

UKR vs ARG
3 2

Team	Sets	1	2	3	4	5	Total
UKR	3	19	29	23	25	15	111
ARG	2	25	27	25	21	11	109
	Playing Time	25min	32min	31min	26min	16min	2h10

First Refere WANG JUN (CHN)

Second Refere CAREAGA (CHI)

UKR - Ukraine								
No.	Name	Pos	1	2	3	4	5	Pts
1	HOLOVEN Oleksii	S	1	2	1	8	2	1
2	KLOCHKO Kyrylo	WS	5	4	4	5	5	20
3	MAZENKO Bohdan	MB	4	4	3	4	4	10
4	OSTAPENKO Volodymyr	MB	6	1	6	1	1	9
5	KISILIUК Yevhenii (C)	WS	2	3	2	3	3	25
6	ZHUKOV Borys	WS	5	6	5	6	6	14
7	KRYVOBOK Ivan	OS	10					
8	KHOMYN Mykola	S		6		2		
9	ONIPKO Bohdan	OS						
10	SOTNYK Nik	OS	4					3
11	KRAIEVSKYI Viktor	L	L	L	L	L	L	
12	KLEPKO Heorhii	MB	3					1

Coach KOPYLOV Valerii
Assistant Coach SLYNCHUK Ivan

ARG - Argentina								
No.	Name	Pos	1	2	3	4	5	Pts
1	NIELSON RAMELLA Ramiro	OS	6	5	6	5	5	8
4	GIRAUDO ESCURRA Nicolas	MB	1	6	6	6	6	2
5	FERNANDEZ Ignacio Martin	L	L	L	L	L	L	
6	ROBINS Nicolas	MB		4	1			1
7	CACERES Franco Hernan	WS					1	
8	BITAR Gaspar	S	2	1	2	1	1	3
9	ARDUINO Andres Nicolas (C)	WS				1		
10	ROBERTS Ignacio	S	14	14				
11	BUCCIARELLI Juan Horacio	OS	8	8	8	8	8	1
14	TERAN ULLOA Manuel	OS	5	4	5	4	4	24
15	RAJCZAKOWSKI Flavio Jose	MB	4	3	4	3	3	9
18	BENAVIDEZ Felipe	WS	3	2	3	2	2	21

Coach KANTOR Waldo Ariel
Assistant Coach PEREIRA Pablo / SIMARO Esteban Ricardo

TEAM AND PLAYER PERFORMANCES

Won	Total Atts	No. Name	Scoring Skills	Won	Total Atts	No. Name
68	146	Total Team	Spike	57	123	Total Team
23	54	5 KISILIUК Yevhenii		22	41	14 TERAN ULLOA Manuel
20	30	2 KLOCHKO Kyrylo		18	33	18 BENAVIDEZ Felipe
11	27	6 ZHUKOV Borys		7	29	1 NIELSON RAMELLA Ramiro Nicolas
10	52	Total Team	Block	8	53	Total Team
5	10	3 MAZENKO Bohdan		3	15	15 RAJCZAKOWSKI Flavio Jose
3	11	4 OSTAPENKO Volodymyr		2	8	14 TERAN ULLOA Manuel
1	6	6 ZHUKOV Borys		1	7	18 BENAVIDEZ Felipe
5	110	Total Team	Serve	4	110	Total Team
2	22	6 ZHUKOV Borys		2	19	18 BENAVIDEZ Felipe
2	18	5 KISILIUК Yevhenii		1	25	8 BITAR Gaspar
1	15	3 MAZENKO Bohdan		1	23	1 NIELSON RAMELLA Ramiro Nicolas
69		Total Team	Opp. Error	83		Total Team
152	308	Total Team	Total	152	286	Total Team
25	77	5 KISILIUК Yevhenii	Best Scorer	24	63	14 TERAN ULLOA Manuel

LEGEND

(C) Team Captain
nn Substitute where nn = shirt number of outgoing player
MB Middle blocker
OS Opposite hitter
S Setter
n Starting line-up where n= starting position on court
Atts Attempts
No. Shirt Number
Pos Playing Position
WS Outside hitter
L Substitute Libero
L Libero
Opp Opponent
Pts Points scored



FRI 12 JUL 2019

Start Time 17:29 - End Time 19:52

Match Duration: 2h22

Match Statistics

P3


UKR vs ARG
3 2


Team	Sets	1	2	3	4	5	Total
UKR	3	19	29	23	25	15	111
ARG	2	25	27	25	21	11	109
	Playing Time	25min	32min	31min	26min	16min	2h10


First Refere WANG JUN (CHN)

Second Refere CAREAGA (CHI)

UKR - Ukraine

Scoring Spike	Rk	No.	Name	Spikes	Faults	Shots	Total Attempts	Eff %
	1	2	KLOCHKO Kyrylo	20	1	9	30	63.33
	2	3	MAZENKO Bohdan	4	1	-	5	60.00
	3	5	KISILIUК Yevhenii	23	11	20	54	22.22
	6	6	ZHUKOV Borys	11	7	9	27	
	4	4	OSTAPENKO Volodymyr	6	3	9	18	
	10	10	SOTNYK Nik	2	2	2	6	
	1	1	HOLOVEN Oleksii	1	2	1	4	
	12	12	KLEPKO Heorhii	1	1	-	2	
	7	7	KRYVOBOK Ivan	-	-	-	-	
	8	8	KHOMYN Mykola	-	-	-	-	
	9	9	ONIPKO Bohdan	-	-	-	-	
11	11	KRAIEVSKYI Viktor	-	-	-	-		
Limit								
15.00%								
Team Totals				68	28	50	146	27.40

Scoring Block	Rk	No.	Name	Kill Blocks	Faults	Rebounds	Total Attempts	Avg. by Set
	1	3	MAZENKO Bohdan	5	5	-	10	1.00
	1	10	SOTNYK Nik	1	-	-	1	1.00
	3	4	OSTAPENKO Volodymyr	3	2	6	11	0.60
	4	6	ZHUKOV Borys	1	4	1	6	0.20
	1	1	HOLOVEN Oleksii	-	5	2	7	
	2	2	KLOCHKO Kyrylo	-	5	2	7	
	5	5	KISILIUК Yevhenii	-	3	2	5	
	12	12	KLEPKO Heorhii	-	2	2	4	
	8	8	KHOMYN Mykola	-	-	1	1	
	7	7	KRYVOBOK Ivan	-	-	-	-	
	9	9	ONIPKO Bohdan	-	-	-	-	
11	11	KRAIEVSKYI Viktor	-	-	-	-		
Team Totals				10	26	16	52	2.00

Scoring Service	Rk	No.	Name	Aces	Faults	Serve Hits	Total Attempts	Avg. by Set
	1	6	ZHUKOV Borys	2	4	16	22	0.40
	1	5	KISILIUК Yevhenii	2	5	11	18	0.40
	3	3	MAZENKO Bohdan	1	-	14	15	0.20
	1	1	HOLOVEN Oleksii	-	2	14	16	
	2	2	KLOCHKO Kyrylo	-	2	12	14	
	4	4	OSTAPENKO Volodymyr	-	-	11	11	
	8	8	KHOMYN Mykola	-	-	6	6	
	12	12	KLEPKO Heorhii	-	1	5	6	
	7	7	KRYVOBOK Ivan	-	-	1	1	
	10	10	SOTNYK Nik	-	-	1	1	
	9	9	ONIPKO Bohdan	-	-	-	-	
11	11	KRAIEVSKYI Viktor	-	-	-	-		
Team Totals				5	14	91	110	1.00

Team	Opponent Errors & Team Faults	69	-		
------	-------------------------------	----	---	--	--



FRI 12 JUL 2019


Start Time 17:29 - End Time 19:52


Match Duration: 2h22


Match Statistics

P3

UKR - Ukraine

Non-Scoring Dig	Rk	No.	Name	Digs	Faults	Receptions	Total Attempts	Avg. by Set
	1	11	KRAIEVSKYI Viktor	3	3	5	11	3.00
	2	2	KLOCHKO Kyrylo	1	4	2	7	0.25
	3	1	HOLOVEN Oleksii	1	3	2	6	0.20
	5		KISILIUК Yevhenii	-	2	6	8	
	6		ZHUKOV Borys	-	2	6	8	
	4		OSTAPENKO Volodymyr	-	-	1	1	
	8		KHOMYN Mykola	-	1	-	1	
	12		KLEPKO Heorhii	-	-	1	1	
	3		MAZENKO Bohdan	-	-	-	-	
	7		KRYVOBOK Ivan	-	-	-	-	
	9		ONIPKO Bohdan	-	-	-	-	
	10		SOTNYK Nik	-	-	-	-	
Team Totals				5	15	23	43	1.00

Non-Scoring Set	Rk	No.	Name	Running Sets	Faults	Still Sets	Total Attempts	Avg. by Set
	1	1	HOLOVEN Oleksii	78	3	22	103	15.60
	2	11	KRAIEVSKYI Viktor	1	-	7	8	1.00
	3	2	KLOCHKO Kyrylo	1	-	-	1	0.25
	5		KISILIUК Yevhenii	-	1	4	5	
	8		KHOMYN Mykola	-	-	4	4	
	6		ZHUKOV Borys	-	-	3	3	
	3		MAZENKO Bohdan	-	-	-	-	
	4		OSTAPENKO Volodymyr	-	-	-	-	
	7		KRYVOBOK Ivan	-	-	-	-	
	9		ONIPKO Bohdan	-	-	-	-	
	10		SOTNYK Nik	-	-	-	-	
	12		KLEPKO Heorhii	-	-	-	-	
Team Totals				80	4	40	124	16.00

Non-Scoring Reception	Rk	No.	Name	Excellents	Faults	Serve Receptions	Total Attempts	Succ. %
	1	11	KRAIEVSKYI Viktor	14	1	9	24	58.33
	2	5	KISILIUК Yevhenii	10	2	18	30	33.33
	3	6	ZHUKOV Borys	13	1	29	43	30.23
	1		HOLOVEN Oleksii	-	-	1	1	
	2		KLOCHKO Kyrylo	-	-	-	-	
	3		MAZENKO Bohdan	-	-	-	-	
	4		OSTAPENKO Volodymyr	-	-	-	-	
	7		KRYVOBOK Ivan	-	-	-	-	
	8		KHOMYN Mykola	-	-	-	-	
	9		ONIPKO Bohdan	-	-	-	-	
	10		SOTNYK Nik	-	-	-	-	
	12		KLEPKO Heorhii	-	-	-	-	
Limit								
25.00%	Team Totals			37	4	57	98	37.76



FRI 12 JUL 2019


Start Time 17:29 - End Time 19:52


Match Duration: 2h22


Match Statistics

P3

ARG - Argentina

Scoring Spike	Rk	No.	Name	Spikes	Faults	Shots	Total Attempts	Eff %
	1	11	BUCCIARELLI Juan Horacio	1	-	-	1	100.00
	2	6	ROBINS Nicolas	1	-	1	2	50.00
	3	14	TERAN ULLOA Manuel	22	7	12	41	36.59
	4	18	BENAVIDEZ Felipe	18	6	9	33	36.36
	4	15	RAJZAKOWSKI Flavio Jose	6	2	3	11	36.36
	6	8	BITAR Gaspar	1	-	3	4	25.00
		1	NIELSON RAMELLA Ramiro Nicolas	7	6	16	29	
		4	GIRAUDO ESCURRA Nicolas	1	1	-	2	
		5	FERNANDEZ Ignacio Martin	-	-	-	-	
		7	CACERES Franco Hernan	-	-	-	-	
	9	ARDUINO Andres Nicolas	-	-	-	-		
	10	ROBERTS Ignacio	-	-	-	-		
Limit								
15.00%	Team Totals			57	22	44	123	28.46

Scoring Block	Rk	No.	Name	Kill Blocks	Faults	Rebounds	Total Attempts	Avg. by Set
	1	15	RAJZAKOWSKI Flavio Jose	3	6	6	15	0.60
	2	14	TERAN ULLOA Manuel	2	4	2	8	0.40
	3	4	GIRAUDO ESCURRA Nicolas	1	6	3	10	0.20
	3	8	BITAR Gaspar	1	3	3	7	0.20
	3	18	BENAVIDEZ Felipe	1	3	3	7	0.20
		11	BUCCIARELLI Juan Horacio	-	1	2	3	
		6	ROBINS Nicolas	-	2	-	2	
		5	FERNANDEZ Ignacio Martin	-	-	1	1	
		1	NIELSON RAMELLA Ramiro Nicolas	-	-	-	-	
		7	CACERES Franco Hernan	-	-	-	-	
	9	ARDUINO Andres Nicolas	-	-	-	-		
	10	ROBERTS Ignacio	-	-	-	-		
Team Totals				8	25	20	53	1.60

Scoring Service	Rk	No.	Name	Aces	Faults	Serve Hits	Total Attempts	Avg. by Set
	1	18	BENAVIDEZ Felipe	2	7	10	19	0.40
	2	8	BITAR Gaspar	1	-	24	25	0.20
	2	1	NIELSON RAMELLA Ramiro Nicolas	1	-	22	23	0.20
		15	RAJZAKOWSKI Flavio Jose	-	3	12	15	
		14	TERAN ULLOA Manuel	-	2	12	14	
		4	GIRAUDO ESCURRA Nicolas	-	-	7	7	
		6	ROBINS Nicolas	-	-	6	6	
		10	ROBERTS Ignacio	-	-	1	1	
		5	FERNANDEZ Ignacio Martin	-	-	-	-	
		7	CACERES Franco Hernan	-	-	-	-	
		9	ARDUINO Andres Nicolas	-	-	-	-	
	11	BUCCIARELLI Juan Horacio	-	-	-	-		
Team Totals				4	12	94	110	0.80

Team	Opponent Errors & Team Faults	83	-		
-------------	--	-----------	----------	--	--



FRI 12 JUL 2019


Start Time 17:29 - End Time 19:52


Match Duration: 2h22


Match Statistics

P3

ARG - Argentina

Non-Scoring Dig	Rk	No.	Name	Digs	Faults	Receptions	Total Attempts	Avg. by Set	
	1	14	TERAN ULLOA Manuel	3	-	3	6	0.60	
	2	1	NIELSON RAMELLA Ramiro Nicolas	1	2	2	5	0.20	
	5		FERNANDEZ Ignacio Martin	-	5	10	15		
	8		BITAR Gaspar	-	3	5	8		
	18		BENAVIDEZ Felipe	-	2	3	5		
	6		ROBINS Nicolas	-	-	2	2		
	10		ROBERTS Ignacio	-	1	1	2		
	9		ARDUINO Andres Nicolas	-	1	-	1		
	4		GIRAUDO ESCURRA Nicolas	-	-	-	-		
	7		CACERES Franco Hernan	-	-	-	-		
	11		BUCCIARELLI Juan Horacio	-	-	-	-		
	15		RAJCAKOWSKI Flavio Jose	-	-	-	-		
	Team Totals				4	14	26	44	0.80

Non-Scoring Set	Rk	No.	Name	Running Sets	Faults	Still Sets	Total Attempts	Avg. by Set	
	1	8	BITAR Gaspar	26	-	63	89	5.20	
	2	5	FERNANDEZ Ignacio Martin	1	-	3	4	1.00	
	3	1	NIELSON RAMELLA Ramiro Nicolas	1	-	1	2	0.20	
	10		ROBERTS Ignacio	-	1	3	4		
	4		GIRAUDO ESCURRA Nicolas	-	-	1	1		
	18		BENAVIDEZ Felipe	-	-	1	1		
	6		ROBINS Nicolas	-	-	-	-		
	7		CACERES Franco Hernan	-	-	-	-		
	9		ARDUINO Andres Nicolas	-	-	-	-		
	11		BUCCIARELLI Juan Horacio	-	-	-	-		
	14		TERAN ULLOA Manuel	-	-	-	-		
	15		RAJCAKOWSKI Flavio Jose	-	-	-	-		
	Team Totals				28	1	72	101	5.60

Non-Scoring Reception	Rk	No.	Name	Excellents	Faults	Serve Receptions	Total Attempts	Succ. %	
	1	5	FERNANDEZ Ignacio Martin	10	2	18	30	33.33	
	2	18	BENAVIDEZ Felipe	12	2	26	40	30.00	
	1		NIELSON RAMELLA Ramiro Nicolas	2	1	19	22		
	9		ARDUINO Andres Nicolas	-	-	2	2		
	6		ROBINS Nicolas	-	-	1	1		
	8		BITAR Gaspar	-	-	1	1		
	4		GIRAUDO ESCURRA Nicolas	-	-	-	-		
	7		CACERES Franco Hernan	-	-	-	-		
	10		ROBERTS Ignacio	-	-	-	-		
	11		BUCCIARELLI Juan Horacio	-	-	-	-		
	14		TERAN ULLOA Manuel	-	-	-	-		
	15		RAJCAKOWSKI Flavio Jose	-	-	-	-		
	Team Totals				24	5	67	96	25.00
	Limit								
	25.00%								

LEGEND

Avg. Average

Eff. Efficiency

No. Shirt Number

Rk Rank

Suc Success %



FRI 12 JUL 2019
Start Time 17:30

Start List

CHI vs USA

P1

First Refere ORMONDE (POR)

Second Refere NAVA (MEX)

CHI - Chile

Shirt colour Blue

No.	Name	Shirt Name	Pos.	Han.	Height	Weight	Highest Reac		Date of Birth	Tournament Totals				
							Spike cm	Block cm		Spik	Bloc	Serv	Total	%
1	SHILLING Jan	SHILLING	MB		1.90	83	290	303	3 AUG 1994	19	8	0	27	20.00
4	CASTILLO Leonardo		S		1.77	66	280	290	26 JAN 1995	3	1	0	4	2.96
5	SOTO Sebastian		L		1.78	100	280	287	9 NOV 1998	0	0	0	0	0
7	BAEZA Cristopher (C)		WS		1.97	87	288	304	21 DEC 199	57	10	0	67	49.63
9	ARDILES Nicolas		WS		1.88	86	289	301	19 OCT 200	29	5	0	34	25.19
11	RUIZ Benjamin		OS		1.86	86	295	303	14 JUL 1997	38	12	2	52	38.52
12	LEON Joaquin		S		1.91	93	290	297	23 OCT 199	2	3	0	5	3.70
13	DROGUETT Vicente		WS		1.90	90	290	301	23 JUN 2000	3	0	0	3	2.22
14	JERIA Rodrigo		WS		1.93	93	290	300	25 APR 1996	1	1	0	2	1.48
16	ZENTENO Julian		MB		1.93	80	291	302	12 JUL 1999	10	2	0	12	8.89
18	BORELLI Gianluca		OS		1.91	80	290	301	25 JUN 1996	30	0	1	31	22.96
20	FUENTES Bastian	FUENTES	MB		1.94	96	291	305	17 APR 1998	18	9	2	29	21.48

Coac HERNANDEZ Cristian

Assista ORELLANA Julio / SERRANO Claudio

Phase	Opponent	Sets	Points per Set
Preliminary - Group	CZE	0 - 3	13 - 25, 15 - 25, 28 - 30
Preliminary - Group	HKG	3 - 0	25 - 22, 34 - 32, 25 - 18
Preliminary - Group	TPE	1 - 3	25 - 22, 18 - 25, 14 - 25, 9 - 25
Preliminary - Group	UKR	2 - 3	25 - 21, 22 - 25, 23 - 25, 25 - 20,
Quarterfinals 9-16	BRA	1 - 3	25 - 23, 19 - 25, 22 - 25, 19 - 25

USA - United States

Shirt colour White

No.	Name	Shirt Name	Pos.	Han.	Height	Weight	Highest Reac		Date of Birth	Tournament Totals				
							Spike cm	Block cm		Spik	Bloc	Serv	Total	%
1	JASPER Jaylen Mario		OS		2.00	95	0	0	5 MAR 1999	49	4	3	56	53.85
2	WILDMAN Brett Mcqehee (C)		WS		1.95	86	0	0	6 MAR 2000	22	2	3	27	25.96
3	ZOLG Garrett Christopher		S		1.90	79	0	0	23 AUG 199	4	0	2	6	5.77
4	RATTRAY Brandon Michael		OS		1.95	90	0	0	22 MAR 199	12	1	0	13	12.50
5	DIXON Parker Olin		WS		2.00	86	0	0	6 NOV 1997	18	2	1	21	20.19
6	SIMMONS Michael Dean		L		1.93	81	0	0	22 SEP 1995	0	0	0	0	0
7	SIEGFRIED Ethan Michael		WS		1.85	84	0	0	30 SEP 1998	20	2	2	24	23.08
8	BARSEMIAN Raymond Sarki		WS		1.98	88	0	0	13 SEP 1997	15	8	1	24	23.08
9	GIBB Chandler John		S		1.88	79	0	0	3 APR 1996	0	2	2	4	3.85
10	MITCHEM Tyler Joseph		MB		2.10	104	0	0	24 MAY 199	31	6	1	38	36.54
11	PRESHO Kyler Jacob		MB		2.03	97	0	0	8 AUG 1999	13	6	2	21	20.19
12	LEESON Blake Gregory		MB		2.03	86	0	0	7 JUN 1995	27	11	0	38	36.54

Coac PERROTTE Ryan

Assista SHIARI Morteza / KELLY William Timothy

Phase	Opponent	Sets	Points per Set
Preliminary - Group	KOR	3 - 2	25 - 21, 25 - 20, 18 - 25, 21 - 25,
Preliminary - Group	CHN	3 - 2	19 - 25, 25 - 22, 25 - 22, 23 - 25,
Preliminary - Group	RUS	0 - 3	13 - 25, 15 - 25, 19 - 25
Preliminary - Group	POR	0 - 3	19 - 25, 31 - 33, 21 - 25
Quarterfinals 9-16	SUI	0 - 3	23 - 25, 21 - 25, 15 - 25

LEGEND

% Percentage of total team s (C) Team Captain
 F3 Bronze-medal Match F5 Final 5th-6th Place F7 Final 7th-8th Place F9 Final 9th-10th Place F11 Final 11th-12th Pl.
 WS Outside hitter S13 Semifinals 13-16 S9-1 Semifinals 9-12 SF5 Semifinals 5-8 SFL Semi-finals



FRI 12 JUL 2019
Start Time 17:30 - End Time 19:24
Match Duration 1h54

Results
P2

CHI vs USA
3 1

Team	Sets	1	2	3	4	Total
CHI	3	21	25	25	25	96
USA	1	25	16	22	21	84
	Playing Time	24min	25min	27min	28min	1h44

First Refere ORMONDE (POR)

Second Refere NAVA (MEX)

CHI - Chile								
No.	Name	Pos	1	2	3	4	5	Pts
1	SHILLING Jan	MB			20	6		3
4	CASTILLO Leonardo	S		18	18	18		
5	SOTO Sebastian	L	L	L	L	L		
7	BAEZA Cristopher (C)	WS	3	2	3	2		16
9	ARDILES Nicolas	WS	6					2
11	RUIZ Benjamin	OS						
12	LEON Joaquin	S	2	1	2	1		1
13	DROGUETT Vicente	WS		12	12	12		3
14	JERIA Rodrigo	WS	9	5	6	5		3
16	ZENTENO Julian	MB	4	3	4	3		16
18	BORELLI Gianluca	OS	5	4	5	4		10
20	FUENTES Bastian	MB	1	6	1	14		6

USA - United States								
No.	Name	Pos	1	2	3	4	5	Pts
1	JASPER Jaylen Mario	OS	4	5	4			13
2	WILDMAN Brett Mcgehee (C)	WS	2	3	2	3		12
3	ZOLG Garrett Christopher	S		10	1	5		2
4	RATTRAY Brandon Michael	OS						
5	DIXON Parker Olin	WS	5	6				3
6	SIMMONS Michael Dean	L	L	L	L	L		
7	SIEGFRIED Ethan Michael	WS	11	5	5	6		3
8	BARSEMIAN Raymond Sarkis	WS			9	2		6
9	GIBB Chandler John	S	1	2	1			3
10	MITCHEM Tyler Joseph	MB	6	1	6	4		16
11	PRESHO Kyler Jacob	MB	3	4	3			6
12	LEESON Blake Gregory	MB				1		1

Coach HERNANDEZ Cristian
Assistant Coach ORELLANA Julio / SERRANO Claudio

Coach PERROTTE Ryan
Assistant Coach SHIARI Morteza / KELLY William Timothy

TEAM AND PLAYER PERFORMANCES

Won	Total Atts	No. Name	Scoring Skills	Won	Total Atts	No. Name
40	85	Total Team	Spike	49	112	Total Team
12	22	7 BAEZA Cristopher		14	20	10 MITCHEM Tyler Joseph
12	19	16 ZENTENO Julian		9	22	2 WILDMAN Brett Mcgehee
8	21	18 BORELLI Gianluca	Block	7	19	1 JASPER Jaylen Mario
16	42	Total Team		11	46	Total Team
5	7	20 FUENTES Bastian		4	5	1 JASPER Jaylen Mario
3	6	7 BAEZA Cristopher		2	4	2 WILDMAN Brett Mcgehee
3	15	16 ZENTENO Julian	Serve	2	11	10 MITCHEM Tyler Joseph
4	93	Total Team		5	85	Total Team
2	4	9 ARDILES Nicolas		2	13	9 GIBB Chandler John
1	19	7 BAEZA Cristopher		2	13	1 JASPER Jaylen Mario
1	15	16 ZENTENO Julian		1	16	2 WILDMAN Brett Mcgehee
61		Total Team	Opp. Error	34		Total Team
121	220	Total Team	Total	99	243	Total Team
16	47	7 BAEZA Cristopher	Best Scorer	16	42	10 MITCHEM Tyler Joseph

LEGEND

(C) Team Captain
nn Substitute where nn = shirt number of outgoing pla
MB Middle blocker
OS Opposite hitter
S Setter
n Starting line-up where n= starting position on cour
Atts Attempts
No. Shirt Number
Pos Playing Position
WS Outside hitter
L Substitute Libero
L Libero
Opp Opponent
Pts Points scored



FRI 12 JUL 2019

Start Time 17:30 - End Time 19:24

Match Duration: 1h54

Match Statistics

P3


CHI vs USA
3 1


Team	Sets	1	2	3	4	Total
CHI	3	21	25	25	25	96
USA	1	25	16	22	21	84
	Playing Time	24min	25min	27min	28min	1h44


First Refere ORMONDE (POR)

Second Refere NAVA (MEX)

CHI - Chile

Scoring Spike	Rk	No.	Name	Spikes	Faults	Shots	Total Attempts	Eff %
	1	12	LEON Joaquin	1	-	-	1	100.00
	2	16	ZENTENO Julian	12	2	5	19	52.63
	3	1	SHILLING Jan	1	-	1	2	50.00
	4	7	BAEZA Christopher	12	3	7	22	40.91
	5	13	DROGUETT Vicente	2	1	1	4	25.00
		18	BORELLI Gianluca	8	6	7	21	
		14	JERIA Rodrigo	3	3	3	9	
		20	FUENTES Bastian	1	2	-	3	
		9	ARDILES Nicolas	-	3	1	4	
		4	CASTILLO Leonardo	-	-	-	-	
		5	SOTO Sebastian	-	-	-	-	
	11	RUIZ Benjamin	-	-	-	-		
Limit								
15.00%								
Team Totals				40	20	25	85	23.53

Scoring Block	Rk	No.	Name	Kill Blocks	Faults	Rebounds	Total Attempts	Avg. by Set
	1	20	FUENTES Bastian	5	1	1	7	1.25
	2	1	SHILLING Jan	2	1	1	4	1.00
	3	16	ZENTENO Julian	3	4	8	15	0.75
	3	7	BAEZA Christopher	3	2	1	6	0.75
	5	18	BORELLI Gianluca	2	-	1	3	0.50
	6	13	DROGUETT Vicente	1	-	-	1	0.33
		12	LEON Joaquin	-	1	2	3	
		14	JERIA Rodrigo	-	1	2	3	
		4	CASTILLO Leonardo	-	-	-	-	
		5	SOTO Sebastian	-	-	-	-	
		9	ARDILES Nicolas	-	-	-	-	
	11	RUIZ Benjamin	-	-	-	-		
Team Totals				16	10	16	42	4.00

Scoring Service	Rk	No.	Name	Aces	Faults	Serve Hits	Total Attempts	Avg. by Set
	1	9	ARDILES Nicolas	2	-	2	4	2.00
	2	7	BAEZA Christopher	1	-	18	19	0.25
	2	16	ZENTENO Julian	1	2	12	15	0.25
		12	LEON Joaquin	-	1	17	18	
		14	JERIA Rodrigo	-	1	15	16	
		18	BORELLI Gianluca	-	3	8	11	
		20	FUENTES Bastian	-	-	6	6	
		1	SHILLING Jan	-	-	3	3	
		4	CASTILLO Leonardo	-	-	1	1	
		5	SOTO Sebastian	-	-	-	-	
		11	RUIZ Benjamin	-	-	-	-	
	13	DROGUETT Vicente	-	-	-	-		
Team Totals				4	7	82	93	1.00

Team	Opponent Errors & Team Faults	61	-		



FRI 12 JUL 2019


Start Time 17:30 - End Time 19:24


Match Duration: 1h54


Match Statistics

P3

CHI - Chile

Non-Scoring Dig	Rk	No.	Name	Digs	Faults	Receptions	Total Attempts	Avg. by Set
		1	SHILLING Jan	-	-	-	-	
		4	CASTILLO Leonardo	-	-	-	-	
		5	SOTO Sebastian	-	-	-	-	
		7	BAEZA Christopher	-	-	-	-	
		9	ARDILES Nicolas	-	-	-	-	
		11	RUIZ Benjamin	-	-	-	-	
		12	LEON Joaquin	-	-	-	-	
		13	DROGUETT Vicente	-	-	-	-	
		14	JERIA Rodrigo	-	-	-	-	
		16	ZENTENO Julian	-	-	-	-	
		18	BORELLI Gianluca	-	-	-	-	
		20	FUENTES Bastian	-	-	-	-	
	Team Totals				-	-	-	-

Non-Scoring Set	Rk	No.	Name	Running Sets	Faults	Still Sets	Total Attempts	Avg. by Set
		5	SOTO Sebastian	-	1	-	1	
		12	LEON Joaquin	-	1	-	1	
		16	ZENTENO Julian	-	1	-	1	
		1	SHILLING Jan	-	-	-	-	
		4	CASTILLO Leonardo	-	-	-	-	
		7	BAEZA Christopher	-	-	-	-	
		9	ARDILES Nicolas	-	-	-	-	
		11	RUIZ Benjamin	-	-	-	-	
		13	DROGUETT Vicente	-	-	-	-	
		14	JERIA Rodrigo	-	-	-	-	
		18	BORELLI Gianluca	-	-	-	-	
		20	FUENTES Bastian	-	-	-	-	
	Team Totals				-	3	-	3

Non-Scoring Reception	Rk	No.	Name	Excellent	Faults	Serve Receptions	Total Attempts	Succ. %
	1	14	JERIA Rodrigo	13	-	10	23	56.52
	2	5	SOTO Sebastian	11	2	8	21	52.38
	3	9	ARDILES Nicolas	3	2	2	7	42.86
	4	7	BAEZA Christopher	5	1	6	12	41.67
		12	LEON Joaquin	-	-	1	1	
		1	SHILLING Jan	-	-	-	-	
		4	CASTILLO Leonardo	-	-	-	-	
		11	RUIZ Benjamin	-	-	-	-	
		13	DROGUETT Vicente	-	-	-	-	
		16	ZENTENO Julian	-	-	-	-	
		18	BORELLI Gianluca	-	-	-	-	
		20	FUENTES Bastian	-	-	-	-	
	Limit							
25.00%	Team Totals			32	5	27	64	50.00



FRI 12 JUL 2019


Start Time 17:30 - End Time 19:24


Match Duration: 1h54


Match Statistics

P3

USA - United States

Scoring Spike	Rk	No.	Name	Spikes	Faults	Shots	Total Attempts	Eff %
	1	3	ZOLG Garrett Christopher	1	-	-	1	100.00
	2	10	MITCHEM Tyler Joseph	14	4	2	20	50.00
	3	11	PRESHO Kyler Jacob	5	1	6	12	33.33
	3	5	DIXON Parker Olin	3	1	2	6	33.33
	5	8	BARSEMIAN Raymond Sarkis	6	2	5	13	30.77
		2	WILDMAN Brett Mcgehee	9	6	7	22	
		1	JASPER Jaylen Mario	7	8	4	19	
		7	SIEGFRIED Ethan Michael	3	4	8	15	
		12	LEESON Blake Gregory	1	1	1	3	
		9	GIBB Chandler John	-	-	1	1	
		4	RATTRAY Brandon Michael	-	-	-	-	
		6	SIMMONS Michael Dean	-	-	-	-	
	Limit							
15.00%	Team Totals			49	27	36	112	19.64

Scoring Block	Rk	No.	Name	Kill Blocks	Faults	Rebounds	Total Attempts	Avg. by Set
	1	1	JASPER Jaylen Mario	4	-	1	5	1.33
	2	10	MITCHEM Tyler Joseph	2	4	5	11	0.50
	2	2	WILDMAN Brett Mcgehee	2	2	-	4	0.50
	4	9	GIBB Chandler John	1	4	2	7	0.33
	4	11	PRESHO Kyler Jacob	1	2	2	5	0.33
	4	3	ZOLG Garrett Christopher	1	1	-	2	0.33
		8	BARSEMIAN Raymond Sarkis	-	3	1	4	
		5	DIXON Parker Olin	-	3	-	3	
		7	SIEGFRIED Ethan Michael	-	3	-	3	
		12	LEESON Blake Gregory	-	1	1	2	
		4	RATTRAY Brandon Michael	-	-	-	-	
		6	SIMMONS Michael Dean	-	-	-	-	
	Team Totals				11	23	12	46

Scoring Service	Rk	No.	Name	Aces	Faults	Serve Hits	Total Attempts	Avg. by Set
	1	1	JASPER Jaylen Mario	2	4	7	13	0.67
	1	9	GIBB Chandler John	2	2	9	13	0.67
	3	2	WILDMAN Brett Mcgehee	1	5	10	16	0.25
		10	MITCHEM Tyler Joseph	-	4	7	11	
		11	PRESHO Kyler Jacob	-	1	9	10	
		7	SIEGFRIED Ethan Michael	-	3	5	8	
		3	ZOLG Garrett Christopher	-	-	4	4	
		8	BARSEMIAN Raymond Sarkis	-	-	4	4	
		12	LEESON Blake Gregory	-	-	4	4	
		5	DIXON Parker Olin	-	-	2	2	
		4	RATTRAY Brandon Michael	-	-	-	-	
		6	SIMMONS Michael Dean	-	-	-	-	
	Team Totals				5	19	61	85

Team	Opponent Errors & Team Faults			
		34	-	



FRI 12 JUL 2019


Start Time 17:30 - End Time 19:24


Match Duration: 1h54


Match Statistics

P3

USA - United States

Non-Scoring Dig	Rk	No.	Name	Digs	Faults	Receptions	Total Attempts	Avg. by Set
		1	JASPER Jaylen Mario	-	-	-	-	
		2	WILDMAN Brett Mcgehee	-	-	-	-	
		3	ZOLG Garrett Christopher	-	-	-	-	
		4	RATTRAY Brandon Michael	-	-	-	-	
		5	DIXON Parker Olin	-	-	-	-	
		6	SIMMONS Michael Dean	-	-	-	-	
		7	SIEGFRIED Ethan Michael	-	-	-	-	
		8	BARSEMIAN Raymond Sarkis	-	-	-	-	
		9	GIBB Chandler John	-	-	-	-	
		10	MITCHEM Tyler Joseph	-	-	-	-	
		11	PRESHO Kyler Jacob	-	-	-	-	
		12	LEESON Blake Gregory	-	-	-	-	
Team Totals				-	-	-	-	

Non-Scoring Set	Rk	No.	Name	Running Sets	Faults	Still Sets	Total Attempts	Avg. by Set
		3	ZOLG Garrett Christopher	-	1	-	1	
		6	SIMMONS Michael Dean	-	1	-	1	
		1	JASPER Jaylen Mario	-	-	-	-	
		2	WILDMAN Brett Mcgehee	-	-	-	-	
		4	RATTRAY Brandon Michael	-	-	-	-	
		5	DIXON Parker Olin	-	-	-	-	
		7	SIEGFRIED Ethan Michael	-	-	-	-	
		8	BARSEMIAN Raymond Sarkis	-	-	-	-	
		9	GIBB Chandler John	-	-	-	-	
		10	MITCHEM Tyler Joseph	-	-	-	-	
		11	PRESHO Kyler Jacob	-	-	-	-	
		12	LEESON Blake Gregory	-	-	-	-	
Team Totals				-	2	-	2	

Non-Scoring Reception	Rk	No.	Name	Excellents	Faults	Serve Receptions	Total Attempts	Succ. %
	1	2	WILDMAN Brett Mcgehee	33	1	19	53	62.26
	2	6	SIMMONS Michael Dean	8	1	5	14	57.14
	3	5	DIXON Parker Olin	5	1	3	9	55.56
	4	7	SIEGFRIED Ethan Michael	4	-	4	8	50.00
		1	JASPER Jaylen Mario	-	1	-	1	
		3	ZOLG Garrett Christopher	-	-	-	-	
		4	RATTRAY Brandon Michael	-	-	-	-	
		8	BARSEMIAN Raymond Sarkis	-	-	-	-	
		9	GIBB Chandler John	-	-	-	-	
		10	MITCHEM Tyler Joseph	-	-	-	-	
		11	PRESHO Kyler Jacob	-	-	-	-	
		12	LEESON Blake Gregory	-	-	-	-	
Limit								
25.00%	Team Totals			50	4	31	85	58.82

LEGEND

Avg. Average

Eff. Efficiency

No. Shirt Number

Rk Rank

Suc Success %



SAT 13 JUL 2019

Start List

Start Time 14:30

UKR vs CHI

P1

First Refere Gharib (IRI)

Second Refere Coutinho (BRA)

UKR - Ukraine

Shirt colour White

No.	Name	Shirt Name	Pos.	Han.	Height	Weight	Highest Reac		Date of Birth	Tournament Totals				
							Spike cm	Block cm		Spik	Bloc	Serv	Total	%
1	HOLOVEN Oleksii		S		1.98	88	310	290	12 JAN 1999	3	2	4	9	6.08
2	KLOCHKO Kyrylo		WS		1.90	80	320	345	9 DEC 1996	51	1	0	52	35.14
3	MAZENKO Bohdan		MB		1.98	86	310	295	18 MAY 199	9	8	2	19	12.84
4	OSTAPENKO Volodymyr		MB		1.90	80	320	345	30 JUL 1998	25	8	0	33	22.30
5	KISILIUK Yevhenii (C)		WS		1.97	92	320	300	27 JAN 1995	72	3	6	81	54.73
6	ZHUKOV Borys		WS		1.98	88	317	300	6 AUG 1996	38	5	5	48	32.43
7	KRYVOBOK Ivan		OS		1.95	100	340	320	27 MAY 199	24	3	1	28	18.92
8	KHOMYN Mykola		S		1.97	93	320	300	8 MAR 1995	4	3	3	10	6.76
9	ONIPKO Bohdan		OS		1.90	80	320	345	14 DEC 199	5	0	0	5	3.38
10	SOTNYK Nik		OS		1.92	89	310	290	10 JUN 1996	45	5	1	51	34.46
11	KRAIEVSKYI Viktor		L		1.89	85	320	300	12 JAN 1994	0	0	0	0	0
12	KLEPKO Heorhii		MB		2.00	91	325	305	12 FEB 1997	23	11	3	37	25.00

Coac KOPYLOV Valerii

Assista SLYNCHUK Ivan

Phase	Opponent	Sets	Points per Set
Preliminary - Group	TPE	2 - 3	22 - 25, 25 - 15, 25 - 22, 17 - 25,
Preliminary - Group	CZE	1 - 3	28 - 26, 13 - 25, 21 - 25, 22 - 25
Preliminary - Group	HKG	3 - 0	25 - 21, 25 - 16, 25 - 21
Preliminary - Group	CHI	3 - 2	21 - 25, 25 - 22, 25 - 23, 20 - 25,
Quarterfinals 9-16	CAN	0 - 3	17 - 25, 13 - 25, 16 - 25
Semifinals 13-16	ARG	3 - 2	19 - 25, 29 - 27, 23 - 25, 25 - 21,

CHI - Chile

Shirt colour Gray

No.	Name	Shirt Name	Pos.	Han.	Height	Weight	Highest Reac		Date of Birth	Tournament Totals				
							Spike cm	Block cm		Spik	Bloc	Serv	Total	%
1	SHILLING Jan	SHILLING	MB		1.90	83	290	303	3 AUG 1994	20	10	0	30	15.23
4	CASTILLO Leonardo		S		1.77	66	280	290	26 JAN 1995	3	1	0	4	2.03
5	SOTO Sebastian		L		1.78	100	280	287	9 NOV 1998	0	0	0	0	0
7	BAEZA Cristopher (C)		WS		1.97	87	288	304	21 DEC 199	69	13	1	83	42.13
9	ARDILES Nicolas		WS		1.88	86	289	301	19 OCT 200	29	5	2	36	18.27
11	RUIZ Benjamin		OS		1.86	86	295	303	14 JUL 1997	38	12	2	52	26.40
12	LEON Joaquin		S		1.91	93	290	297	23 OCT 199	3	3	0	6	3.05
13	DROQUETT Vicente		WS		1.90	90	290	301	23 JUN 2000	5	1	0	6	3.05
14	JERIA Rodrigo		WS		1.93	93	290	300	25 APR 1996	4	1	0	5	2.54
16	ZENTENO Julian		MB		1.93	80	291	302	12 JUL 1999	22	5	1	28	14.21
18	BORELLI Gianluca		OS		1.91	80	290	301	25 JUN 1996	38	2	1	41	20.81
20	FUENTES Bastian	FUENTES	MB		1.94	96	291	305	17 APR 1998	19	14	2	35	17.77

Coac HERNANDEZ Cristian

Assista ORELLANA Julio / SERRANO Claudio

Phase	Opponent	Sets	Points per Set
Preliminary - Group	CZE	0 - 3	13 - 25, 15 - 25, 28 - 30
Preliminary - Group	HKG	3 - 0	25 - 22, 34 - 32, 25 - 18
Preliminary - Group	TPE	1 - 3	25 - 22, 18 - 25, 14 - 25, 9 - 25
Preliminary - Group	UKR	2 - 3	25 - 21, 22 - 25, 23 - 25, 25 - 20,
Quarterfinals 9-16	BRA	1 - 3	25 - 23, 19 - 25, 22 - 25, 19 - 25
Semifinals 13-16	USA	3 - 1	21 - 25, 25 - 16, 25 - 22, 25 - 21

LEGEND

% Percentage of total team s (C) Team Captain BH Both Handed F1 Gold-medal Match F11 Final 11th-12th Pl.
 F13 Final 13th-14th Pl. F3 Bronze-medal Match F5 Final 5th-6th Place F7 Final 7th-8th Place F9 Final 9th-10th Place
 SFL Semi-finals WS Outside hitter S13 Semifinals 13-16 S9-1 Semifinals 9-12 SF5 Semifinals 5-8



SAT 13 JUL 2019
Start Time 14:30 - End Time 15:51
Match Duration 1h21

Results
P2

UKR vs CHI
3 0

Team	Sets	1	2	3	Total
UKR	3	25	25	25	75
CHI	0	20	20	22	62
	Playing Time	25min	23min	24min	1h12

First Refere G HARIB (IRI)

Second Refere COUTINHO (BRA)

UKR - Ukraine								
No.	Name	Pos	1	2	3	4	5	Pts
1	HOLOVEN Oleksii	S	2	1				2
2	KLOCHKO Kyrlo	WS	5	4	5			19
3	MAZENKO Bohdan	MB	4	3	4			9
4	OSTAPENKO Volodymyr	MB			1			3
5	KISILIUK Yevhenii (C)	WS	3	2	3			8
6	ZHUKOV Borys	WS	6	5	6			12
7	KRYVOBOK Ivan	OS						
8	KHOMYN Mykola	S			2			
9	ONIPKO Bohdan	OS						
10	SOTNYK Nik	OS						
11	KRAIEVSKYI Viktor	L	L	L	L			
12	KLEPKO Heorhii	MB	1	6				3

CHI - Chile								
No.	Name	Pos	1	2	3	4	5	Pts
1	SHILLING Jan	MB	6	1	14			1
4	CASTILLO Leonardo	S	18	2	18			
5	SOTO Sebastian	L	L	L	L			
7	BAEZA Cristopher (C)	WS	2					
9	ARDILES Nicolas	WS	7	3	2			10
11	RUIZ Benjamin	OS						
12	LEON Joaquin	S	1	18	1			
13	DROGUETT Vicente	WS	12	4	12			3
14	JERIA Rodrigo	WS	5	6	5			6
16	ZENTENO Julian	MB	3	4	3			9
18	BORELLI Gianluca	OS	4	5	4			11
20	FUENTES Bastian	MB			6			2

Coach KOPYLOV Valerii
Assistant Coach SLYNCHUK Ivan

Coach HERNANDEZ Cristian
Assistant Coach ORELLANA Julio / SERRANO Claudio

TEAM AND PLAYER PERFORMANCES

Won	Total Atts	No. Name	Scoring Skills	Won	Total Atts	No. Name
43	72	Total Team	Spike	36	72	Total Team
16	24	2 KLOCHKO Kyrlo		10	18	18 BORELLI Gianluca
11	12	6 ZHUKOV Borys		8	13	16 ZENTENO Julian
8	18	5 KISILIUK Yevhenii		7	16	9 ARDILES Nicolas
8	34	Total Team	Block	3	19	Total Team
3	10	3 MAZENKO Bohdan		2	4	9 ARDILES Nicolas
2	7	2 KLOCHKO Kyrlo		1	2	16 ZENTENO Julian
2	5	4 OSTAPENKO Volodymyr				
5	73	Total Team	Serve	3	64	Total Team
2	15	3 MAZENKO Bohdan		1	15	9 ARDILES Nicolas
1	9	2 KLOCHKO Kyrlo		1	3	13 DROGUETT Vicente
1	10	12 KLEPKO Heorhii		1	9	18 BORELLI Gianluca
45		Total Team	Opp. Error	47		Total Team
101	179	Total Team	Total	89	155	Total Team
19	40	2 KLOCHKO Kyrlo	Best Scorer	11	32	18 BORELLI Gianluca

LEGEND

(C) Team Captain
nn Substitute where nn = shirt number of outgoing player
MB Middle blocker
OS Opposite hitter
S Setter
n Starting line-up where n= starting position on court
Atts Attempts
No. Shirt Number
Pos Playing Position
WS Outside hitter
L Substitute Libero
L Libero
Opp Opponent
Pts Points scored



SAT 13 JUL 2019

Start Time 14:30 - End Time 15:51

Match Duration: 1h21

Match Statistics

P3


UKR vs CHI
3 0


Team	Sets	1	2	3	Total
UKR	3	25	25	25	75
CHI	0	20	20	22	62
	Playing Time	25min	23min	24min	1h12


First Refere G HARIB (IRI)

Second Refere COUTINHO (BRA)

UKR - Ukraine

Scoring Spike	Rk	No.	Name	Spikes	Faults	Shots	Total Attempts	Eff %
	1	1	HOLOVEN Oleksii	1	-	-	1	100.00
	2	6	ZHUKOV Borys	11	-	1	12	91.67
	3	2	KLOCHKO Kyrylo	16	3	5	24	54.17
	4	4	OSTAPENKO Volodymyr	1	-	1	2	50.00
	5	12	KLEPKO Heorhii	2	-	3	5	40.00
	6	3	MAZENKO Bohdan	4	1	5	10	30.00
	7	5	KISILIUk Yevhenii	8	4	6	18	22.22
		7	KRYVOBOK Ivan	-	-	-	-	-
		8	KHOMYN Mykola	-	-	-	-	-
		9	ONIPKO Bohdan	-	-	-	-	-
		10	SOTNYK Nik	-	-	-	-	-
	11	KRAIEVSKYI Viktor	-	-	-	-	-	
Limit								
15.00%	Team Totals			43	8	21	72	48.61

Scoring Block	Rk	No.	Name	Kill Blocks	Faults	Rebounds	Total Attempts	Avg. by Set
	1	4	OSTAPENKO Volodymyr	2	3	-	5	2.00
	2	3	MAZENKO Bohdan	3	4	3	10	1.00
	3	2	KLOCHKO Kyrylo	2	2	3	7	0.67
	4	6	ZHUKOV Borys	1	2	-	3	0.33
		5	KISILIUk Yevhenii	-	4	1	5	-
		1	HOLOVEN Oleksii	-	-	2	2	-
		12	KLEPKO Heorhii	-	2	-	2	-
		7	KRYVOBOK Ivan	-	-	-	-	-
		8	KHOMYN Mykola	-	-	-	-	-
		9	ONIPKO Bohdan	-	-	-	-	-
		10	SOTNYK Nik	-	-	-	-	-
	11	KRAIEVSKYI Viktor	-	-	-	-	-	
	Team Totals			8	17	9	34	2.67

Scoring Service	Rk	No.	Name	Aces	Faults	Serve Hits	Total Attempts	Avg. by Set
	1	3	MAZENKO Bohdan	2	2	11	15	0.67
	2	12	KLEPKO Heorhii	1	1	8	10	0.50
	2	1	HOLOVEN Oleksii	1	2	6	9	0.50
	4	2	KLOCHKO Kyrylo	1	2	6	9	0.33
		5	KISILIUk Yevhenii	-	5	9	14	-
		6	ZHUKOV Borys	-	2	6	8	-
		4	OSTAPENKO Volodymyr	-	-	4	4	-
		8	KHOMYN Mykola	-	-	4	4	-
		7	KRYVOBOK Ivan	-	-	-	-	-
		9	ONIPKO Bohdan	-	-	-	-	-
		10	SOTNYK Nik	-	-	-	-	-
	11	KRAIEVSKYI Viktor	-	-	-	-	-	
	Team Totals			5	14	54	73	1.67

Team	Opponent Errors & Team Faults	45	-		
------	-------------------------------	----	---	--	--



SAT 13 JUL 2019


Start Time 14:30 - End Time 15:51


Match Duration: 1h21


Match Statistics

P3

UKR - Ukraine

Non-Scoring Dig	Rk	No.	Name	Digs	Faults	Receptions	Total Attempts	Avg. by Set
		6	ZHUKOV Borys	-	2	4	6	
		5	KISILIUK Yevhenii	-	1	4	5	
		2	KLOCHKO Kyrylo	-	2	2	4	
		11	KRAIEVSKYI Viktor	-	2	-	2	
		1	HOLOVEN Oleksii	-	-	1	1	
		4	OSTAPENKO Volodymyr	-	1	-	1	
		8	KHOMYN Mykola	-	-	1	1	
		12	KLEPKO Heorhii	-	-	1	1	
		3	MAZENKO Bohdan	-	-	-	-	
		7	KRYVOBOK Ivan	-	-	-	-	
		9	ONIPKO Bohdan	-	-	-	-	
	10	SOTNYK Nik	-	-	-	-		
Team Totals				-	8	13	21	

Non-Scoring Set	Rk	No.	Name	Running Sets	Faults	Still Sets	Total Attempts	Avg. by Set
	1	1	HOLOVEN Oleksii	11	-	14	25	5.50
	2	8	KHOMYN Mykola	2	-	13	15	2.00
		2	KLOCHKO Kyrylo	-	-	-	-	
		3	MAZENKO Bohdan	-	-	-	-	
		4	OSTAPENKO Volodymyr	-	-	-	-	
		5	KISILIUK Yevhenii	-	-	-	-	
		6	ZHUKOV Borys	-	-	-	-	
		7	KRYVOBOK Ivan	-	-	-	-	
		9	ONIPKO Bohdan	-	-	-	-	
		10	SOTNYK Nik	-	-	-	-	
		11	KRAIEVSKYI Viktor	-	-	-	-	
		12	KLEPKO Heorhii	-	-	-	-	
Team Totals				13	-	27	40	4.33

Non-Scoring Reception	Rk	No.	Name	Excellents	Faults	Serve Receptions	Total Attempts	Succ. %
	1	1	HOLOVEN Oleksii	1	-	-	1	100.00
	2	5	KISILIUK Yevhenii	11	1	22	34	32.35
	3	6	ZHUKOV Borys	1	-	4	5	20.00
		11	KRAIEVSKYI Viktor	-	2	9	11	
		3	MAZENKO Bohdan	-	-	1	1	
		4	OSTAPENKO Volodymyr	-	-	1	1	
		2	KLOCHKO Kyrylo	-	-	-	-	
		7	KRYVOBOK Ivan	-	-	-	-	
		8	KHOMYN Mykola	-	-	-	-	
		9	ONIPKO Bohdan	-	-	-	-	
		10	SOTNYK Nik	-	-	-	-	
		12	KLEPKO Heorhii	-	-	-	-	
Limit								
25.00%	Team Totals			13	3	37	53	24.53



SAT 13 JUL 2019


Start Time 14:30 - End Time 15:51


Match Duration: 1h21


Match Statistics

P3

CHI - Chile

Scoring Spike	Rk	No.	Name	Spikes	Faults	Shots	Total Attempts	Eff %
	1	1	SHILLING Jan	1	-	-	1	100.00
	2	13	DROGUETT Vicente	2	-	1	3	66.67
	3	16	ZENTENO Julian	8	2	3	13	46.15
	4	18	BORELLI Gianluca	10	3	5	18	38.89
	5	20	FUENTES Bastian	2	1	1	4	25.00
	6	9	ARDILES Nicolas	7	4	5	16	18.75
	7	14	JERIA Rodrigo	6	4	5	15	13.33
		4	CASTILLO Leonardo	-	-	1	1	
		12	LEON Joaquin	-	-	1	1	
		5	SOTO Sebastian	-	-	-	-	
		7	BAEZA Christopher	-	-	-	-	
Limit		11	RUIZ Benjamin	-	-	-	-	
15.00%	Team Totals			36	14	22	72	30.56

Scoring Block	Rk	No.	Name	Kill Blocks	Faults	Rebounds	Total Attempts	Avg. by Set	
	1	9	ARDILES Nicolas	2	2	-	4	0.67	
	2	16	ZENTENO Julian	1	1	-	2	0.33	
		18	BORELLI Gianluca	-	2	3	5		
		1	SHILLING Jan	-	4	-	4		
		20	FUENTES Bastian	-	2	1	3		
		12	LEON Joaquin	-	-	1	1		
		4	CASTILLO Leonardo	-	-	-	-		
		5	SOTO Sebastian	-	-	-	-		
		7	BAEZA Christopher	-	-	-	-		
		11	RUIZ Benjamin	-	-	-	-		
		13	DROGUETT Vicente	-	-	-	-		
		14	JERIA Rodrigo	-	-	-	-		
		Team Totals			3	11	5	19	1.00

Scoring Service	Rk	No.	Name	Aces	Faults	Serve Hits	Total Attempts	Avg. by Set
	1	9	ARDILES Nicolas	1	4	10	15	0.33
	1	18	BORELLI Gianluca	1	2	6	9	0.33
	1	13	DROGUETT Vicente	1	-	2	3	0.33
		16	ZENTENO Julian	-	1	10	11	
		14	JERIA Rodrigo	-	2	7	9	
		12	LEON Joaquin	-	-	8	8	
		1	SHILLING Jan	-	-	5	5	
		4	CASTILLO Leonardo	-	-	2	2	
		20	FUENTES Bastian	-	1	1	2	
		5	SOTO Sebastian	-	-	-	-	
		7	BAEZA Christopher	-	-	-	-	
		11	RUIZ Benjamin	-	-	-	-	
		Team Totals			3	10	51	64

Team	Opponent Errors & Team Faults	47	-		
-------------	--	-----------	----------	--	--



SAT 13 JUL 2019


Start Time 14:30 - End Time 15:51


Match Duration: 1h21


Match Statistics

P3

CHI - Chile

Non-Scoring Dig	Rk	No.	Name	Digs	Faults	Receptions	Total Attempts	Avg. by Set
		5	SOTO Sebastian	-	6	4	10	
		14	JERIA Rodrigo	-	-	5	5	
		12	LEON Joaquin	-	3	-	3	
		4	CASTILLO Leonardo	-	-	2	2	
		18	BORELLI Gianluca	-	-	2	2	
		1	SHILLING Jan	-	1	-	1	
		9	ARDILES Nicolas	-	-	1	1	
		16	ZENTENO Julian	-	-	1	1	
		7	BAEZA Christopher	-	-	-	-	
		11	RUIZ Benjamin	-	-	-	-	
		13	DROGUETT Vicente	-	-	-	-	
		20	FUENTES Bastian	-	-	-	-	
Team Totals				-	10	15	25	

Non-Scoring Set	Rk	No.	Name	Running Sets	Faults	Still Sets	Total Attempts	Avg. by Set
	1	12	LEON Joaquin	5	3	13	21	1.67
	2	4	CASTILLO Leonardo	4	-	11	15	1.33
		9	ARDILES Nicolas	-	-	1	1	
		18	BORELLI Gianluca	-	-	1	1	
		1	SHILLING Jan	-	-	-	-	
		5	SOTO Sebastian	-	-	-	-	
		7	BAEZA Christopher	-	-	-	-	
		11	RUIZ Benjamin	-	-	-	-	
		13	DROGUETT Vicente	-	-	-	-	
		14	JERIA Rodrigo	-	-	-	-	
		16	ZENTENO Julian	-	-	-	-	
		20	FUENTES Bastian	-	-	-	-	
Team Totals				9	3	26	38	3.00

Non-Scoring Reception	Rk	No.	Name	Excellent	Faults	Serve Receptions	Total Attempts	Succ. %
	1	14	JERIA Rodrigo	6	1	23	30	20.00
	1	9	ARDILES Nicolas	3	2	10	15	20.00
		5	SOTO Sebastian	1	1	11	13	
		16	ZENTENO Julian	-	1	-	1	
		1	SHILLING Jan	-	-	-	-	
		4	CASTILLO Leonardo	-	-	-	-	
		7	BAEZA Christopher	-	-	-	-	
		11	RUIZ Benjamin	-	-	-	-	
		12	LEON Joaquin	-	-	-	-	
		13	DROGUETT Vicente	-	-	-	-	
		18	BORELLI Gianluca	-	-	-	-	
		20	FUENTES Bastian	-	-	-	-	
Limit	25.00%							
Team Totals				10	5	44	59	16.95

LEGEND

Avg. Average

Eff. Efficiency

No. Shirt Number

Rk Rank

Suc Success %



SAT 13 JUL 2019

Start List

Start Time 12:00

ARG vs USA

P1

First Refere REJAEYAN (FRA)

Second Refere MEDVID (UKR)

ARG - Argentina

Shirt colour White

No.	Name	Shirt Name	Pos.	Han.	Height	Weight	Highest Reac		Date of Birth	Tournament Totals				
							Spike cm	Block cm		Spik	Bloc	Serv	Total	%
1	NIELSON RAMELLA Ramiro		OS		1.92	86	0	0	13 MAY 199	20	0	1	21	8.82
4	GIRAUDO ESCURRA Nicolas		MB		2.01	93	0	0	3 AUG 1994	21	13	0	34	14.29
5	FERNANDEZ Ignacio Martin		L		1.80	75	0	0	7 JUN 1994	0	0	0	0	0
6	ROBINS Nicolas		MB		1.93	89	0	0	25 SEP 1996	1	0	0	1	0.42
7	CACERES Franco Hernan		WS		1.98	94	0	0	28 MAR 199	1	0	0	1	0.42
8	BITAR Gaspar		S		1.83	73	0	0	19 NOV 199	5	7	3	15	6.30
9	ARDUINO Andres Nicolas (C)		WS		1.87	84	0	0	12 JUN 1995	28	1	0	29	12.18
10	ROBERTS Ignacio		S		1.82	82	0	0	28 MAY 199	0	0	0	0	0
11	BUCCIARELLI Juan Horacio		OS		1.98	92	0	0	26 NOV 199	63	6	7	76	31.93
14	TERAN ULLOA Manuel		OS		1.95	93	0	0	20 MAY 199	26	3	0	29	12.18
15	RAJCZAKOWSKI Flavio Jose		MB		2.01	94	0	0	10 JUL 1998	36	12	2	50	21.01
18	BENAVIDEZ Felipe		WS		1.93	84	0	0	31 JAN 1997	109	1	9	119	50.00

Coac KANTOR Waldo Ariel

Assista PEREIRA Pablo / SIMARO Esteban Ricardo

Phase	Opponent	Sets	Points per Set
Preliminary - Group	MEX	3 - 0	25 - 20, 25 - 16, 25 - 19
Preliminary - Group	SUI	3 - 1	25 - 20, 22 - 25, 25 - 18, 25 - 20
Preliminary - Group	ITA	2 - 3	25 - 23, 25 - 20, 15 - 25, 23 - 25,
Preliminary - Group	JPN	0 - 3	20 - 25, 23 - 25, 18 - 25
Quarterfinals 9-16	KOR	2 - 3	24 - 26, 25 - 16, 25 - 18, 19 - 25,
Semifinals 13-16	UKR	2 - 3	25 - 19, 27 - 29, 25 - 23, 21 - 25,

USA - United States

Shirt colour Blue

No.	Name	Shirt Name	Pos.	Han.	Height	Weight	Highest Reac		Date of Birth	Tournament Totals				
							Spike cm	Block cm		Spik	Bloc	Serv	Total	%
1	JASPER Jaylen Mario		OS		2.00	95	0	0	5 MAR 1999	56	8	5	69	54.33
2	WILDMAN Brett Mcgehee (C)		WS		1.95	86	0	0	6 MAR 2000	31	4	4	39	30.71
3	ZOLG Garrett Christopher		S		1.90	79	0	0	23 AUG 199	5	1	2	8	6.30
4	RATTRAY Brandon Michael		OS		1.95	90	0	0	22 MAR 199	12	1	0	13	10.24
5	DIXON Parker Olin		WS		2.00	86	0	0	6 NOV 1997	21	2	1	24	18.90
6	SIMMONS Michael Dean		L		1.93	81	0	0	22 SEP 1995	0	0	0	0	0
7	SIEGFRIED Ethan Michael		WS		1.85	84	0	0	30 SEP 1998	23	2	2	27	21.26
8	BARSEMIAN Raymond Sarki		WS		1.98	88	0	0	13 SEP 1997	21	8	1	30	23.62
9	GIBB Chandler John		S		1.88	79	0	0	3 APR 1996	0	3	4	7	5.51
10	MITCHEM Tyler Joseph		MB		2.10	104	0	0	24 MAY 199	45	8	1	54	42.52
11	PRESHO Kyler Jacob		MB		2.03	97	0	0	8 AUG 1999	18	7	2	27	21.26
12	LEESON Blake Gregory		MB		2.03	86	0	0	7 JUN 1995	28	11	0	39	30.71

Coac PERROTTE Ryan

Assista SHIARI Morteza / KELLY William Timothy

Phase	Opponent	Sets	Points per Set
Preliminary - Group	KOR	3 - 2	25 - 21, 25 - 20, 18 - 25, 21 - 25,
Preliminary - Group	CHN	3 - 2	19 - 25, 25 - 22, 25 - 22, 23 - 25,
Preliminary - Group	RUS	0 - 3	13 - 25, 15 - 25, 19 - 25
Preliminary - Group	POR	0 - 3	19 - 25, 31 - 33, 21 - 25
Quarterfinals 9-16	SUI	0 - 3	23 - 25, 21 - 25, 15 - 25
Semifinals 13-16	CHI	1 - 3	25 - 21, 16 - 25, 22 - 25, 21 - 25

LEGEND

% Percentage of total team s (C) Team Captain BH Both Handed F1 Gold-medal Match F11 Final 11th-12th Pl.
 F13 Final 13th-14th Pl. F15 Final 15th-16th Pl. F3 Bronze-medal Match F5 Final 5th-6th Place F7 Final 7th-8th Place
 SF5 Semifinals 5-8 SFL Semi-finals WS Outside hitter S13 Semifinals 13-16 S9-1 Semifinals 9-12



SAT 13 JUL 2019
Start Time 12:00 - End Time 13:17
Match Duration 1h17

Results
P2

ARG vs USA
3 0

Team	Sets	1	2	3	Total
ARG	3	25	25	25	75
USA	0	20	15	20	55
	Playing Time	24min	22min	24min	1h10

First Refere REJAEYAN (FRA)

Second Refere MEDVID (UKR)

ARG - Argentina								
No.	Name	Pos	1	2	3	4	5	Pts
1	NIELSON RAMELLA Ramiro	OS	4		14			
4	GIRAUDO ESCURRA Nicolas	MB	6	1	6			
5	FERNANDEZ Ignacio Martin	L	L	L	L			1
6	ROBINS Nicolas	MB						
7	CACERES Franco Hernan	WS	9					
8	BITAR Gaspar	S	1	2	1			3
9	ARDUINO Andres Nicolas (C)	WS	5	6	5			8
10	ROBERTS Ignacio	S						
11	BUCCIARELLI Juan Horacio	OS	8		8			
14	TERAN ULLOA Manuel	OS	4	5	4			12
15	RAJCZAKOWSKI Flavio Jose	MB	3	4	3			7
18	BENAVIDEZ Felipe	WS	2	3	2			12

USA - United States								
No.	Name	Pos	1	2	3	4	5	Pts
1	JASPER Jaylen Mario	OS	5	4				2
2	WILDMAN Brett Mcgehee (C)	WS	6	5	2			7
3	ZOLG Garrett Christopher	S	2	1	4			1
4	RATTRAY Brandon Michael	OS						
5	DIXON Parker Olin	WS		1	1			1
6	SIMMONS Michael Dean	L	L	L	L			
7	SIEGFRIED Ethan Michael	WS	10					
8	BARSEMIAN Raymond Sarkis	WS	3	2	5			8
9	GIBB Chandler John	S	1		10			
10	MITCHEM Tyler Joseph	MB	4	3	3			5
11	PRESHO Kyler Jacob	MB						
12	LEESON Blake Gregory	MB	1	6	6			10

Coach KANTOR Waldo Ariel
Assistant Coach PEREIRA Pablo / SIMARO Esteban Ricardo

Coach PERROTTE Ryan
Assistant Coach SHIARI Morteza / KELLY William Timothy

TEAM AND PLAYER PERFORMANCES

Won	Total Atts	No. Name	Scoring Skills	Won	Total Atts	No. Name
36	72	Total Team	Spike	32	81	Total Team
12	25	18 BENAVIDEZ Felipe		9	12	12 LEESON Blake Gregory
11	21	14 TERAN ULLOA Manuel		8	23	8 BARSEMIAN Raymond Sarkis
7	13	9 ARDUINO Andres Nicolas		7	16	2 WILDMAN Brett Mcgehee
6	23	Total Team	Block	1	24	Total Team
2	7	15 RAJCZAKOWSKI Flavio Jose		1	8	10 MITCHEM Tyler Joseph
1	1	9 ARDUINO Andres Nicolas				
1	4	8 BITAR Gaspar				
2	74	Total Team	Serve	1	56	Total Team
1	16	8 BITAR Gaspar		1	10	12 LEESON Blake Gregory
1	12	15 RAJCZAKOWSKI Flavio Jose				
51		Total Team	Opp. Error	40		Total Team
95	169	Total Team	Total	74	161	Total Team

12	30	14 TERAN ULLOA Manuel	Best Scorer	10	27	12 LEESON Blake Gregory
----	----	-----------------------	--------------------	----	----	-------------------------

LEGEND

(C) Team Captain
nn Substitute where nn = shirt number of outgoing player
MB Middle blocker
OS Opposite hitter
S Setter
n Starting line-up where n= starting position on court
Atts Attempts
No. Shirt Number
Pos Playing Position
WS Outside hitter
L Substitute Libero
L Libero
Opp Opponent
Pts Points scored



SAT 13 JUL 2019

Start Time 12:00 - End Time 13:17

Match Duration: 1h17

Match Statistics

P3


ARG vs USA
3 0


Team	Sets	1	2	3	Total
ARG	3	25	25	25	75
USA	0	20	15	20	55
	Playing Time	24min	22min	24min	1h10


First Refere REJAEYAN (FRA)

Second Refere MEDVID (UKR)

ARG - Argentina

Scoring Spike	Rk	No.	Name	Spikes	Faults	Shots	Total Attempts	Eff %
	1	8	BITAR Gaspar	1	-	-	1	100.00
	2	14	TERAN ULLOA Manuel	11	1	9	21	47.62
	3	9	ARDUINO Andres Nicolas	7	1	5	13	46.15
	4	4	GIRAUDO ESCURRA Nicolas	1	-	2	3	33.33
	5	18	BENAVIDEZ Felipe	12	4	9	25	32.00
	6	15	RAJCAKOWSKI Flavio Jose	4	2	3	9	22.22
		1	NIELSON RAMELLA Ramiro Nicolas	-	-	-	-	-
		5	FERNANDEZ Ignacio Martin	-	-	-	-	-
		6	ROBINS Nicolas	-	-	-	-	-
		7	CACERES Franco Hernan	-	-	-	-	-
		10	ROBERTS Ignacio	-	-	-	-	-
	11	BUCCIARELLI Juan Horacio	-	-	-	-	-	
Limit								
15.00%	Team Totals			36	8	28	72	38.89

Scoring Block	Rk	No.	Name	Kill Blocks	Faults	Rebounds	Total Attempts	Avg. by Set
	1	5	FERNANDEZ Ignacio Martin	1	-	-	1	1.00
	2	15	RAJCAKOWSKI Flavio Jose	2	1	4	7	0.67
	3	8	BITAR Gaspar	1	2	1	4	0.33
	3	14	TERAN ULLOA Manuel	1	1	-	2	0.33
	3	9	ARDUINO Andres Nicolas	1	-	-	1	0.33
		4	GIRAUDO ESCURRA Nicolas	-	2	2	4	-
		18	BENAVIDEZ Felipe	-	-	4	4	-
		1	NIELSON RAMELLA Ramiro Nicolas	-	-	-	-	-
		6	ROBINS Nicolas	-	-	-	-	-
		7	CACERES Franco Hernan	-	-	-	-	-
		10	ROBERTS Ignacio	-	-	-	-	-
	11	BUCCIARELLI Juan Horacio	-	-	-	-	-	
Team Totals				6	6	11	23	2.00

Scoring Service	Rk	No.	Name	Aces	Faults	Serve Hits	Total Attempts	Avg. by Set
	1	8	BITAR Gaspar	1	1	14	16	0.33
	1	15	RAJCAKOWSKI Flavio Jose	1	-	11	12	0.33
		18	BENAVIDEZ Felipe	-	5	7	12	-
		4	GIRAUDO ESCURRA Nicolas	-	2	9	11	-
		9	ARDUINO Andres Nicolas	-	1	10	11	-
		14	TERAN ULLOA Manuel	-	3	4	7	-
		1	NIELSON RAMELLA Ramiro Nicolas	-	-	3	3	-
		7	CACERES Franco Hernan	-	-	1	1	-
		11	BUCCIARELLI Juan Horacio	-	-	1	1	-
		5	FERNANDEZ Ignacio Martin	-	-	-	-	-
		6	ROBINS Nicolas	-	-	-	-	-
	10	ROBERTS Ignacio	-	-	-	-	-	
Team Totals				2	12	60	74	0.67

Team	Opponent Errors & Team Faults	51	-		



SAT 13 JUL 2019


Start Time 12:00 - End Time 13:17


Match Duration: 1h17


Match Statistics

P3

ARG - Argentina

Non-Scoring Dig	Rk	No.	Name	Digs	Faults	Receptions	Total Attempts	Avg. by Set
		5	FERNANDEZ Ignacio Martin	-	2	4	6	
		9	ARDUINO Andres Nicolas	-	4	2	6	
		8	BITAR Gaspar	-	3	2	5	
		18	BENAVIDEZ Felipe	-	3	1	4	
		15	RAJCAKOWSKI Flavio Jose	-	1	1	2	
		1	NIELSON RAMELLA Ramiro Nicolas	-	-	1	1	
		4	GIRAUDO ESCURRA Nicolas	-	-	1	1	
		14	TERAN ULLOA Manuel	-	-	1	1	
		6	ROBINS Nicolas	-	-	-	-	
		7	CACERES Franco Hernan	-	-	-	-	
		10	ROBERTS Ignacio	-	-	-	-	
		11	BUCCIARELLI Juan Horacio	-	-	-	-	
Team Totals				-	13	13	26	

Non-Scoring Set	Rk	No.	Name	Running Sets	Faults	Still Sets	Total Attempts	Avg. by Set
	1	8	BITAR Gaspar	6	1	20	27	2.00
		1	NIELSON RAMELLA Ramiro Nicolas	-	-	-	-	
		4	GIRAUDO ESCURRA Nicolas	-	-	-	-	
		5	FERNANDEZ Ignacio Martin	-	-	-	-	
		6	ROBINS Nicolas	-	-	-	-	
		7	CACERES Franco Hernan	-	-	-	-	
		9	ARDUINO Andres Nicolas	-	-	-	-	
		10	ROBERTS Ignacio	-	-	-	-	
		11	BUCCIARELLI Juan Horacio	-	-	-	-	
		14	TERAN ULLOA Manuel	-	-	-	-	
		15	RAJCAKOWSKI Flavio Jose	-	-	-	-	
		18	BENAVIDEZ Felipe	-	-	-	-	
Team Totals				6	1	20	27	2.00

Non-Scoring Reception	Rk	No.	Name	Excellent	Faults	Serve Receptions	Total Attempts	Succ. %	
	1	5	FERNANDEZ Ignacio Martin	2	-	11	13	15.38	
	2	18	BENAVIDEZ Felipe	1	-	7	8	12.50	
	3	9	ARDUINO Andres Nicolas	2	-	16	18	11.11	
		7	CACERES Franco Hernan	-	1	-	1		
		1	NIELSON RAMELLA Ramiro Nicolas	-	-	-	-		
		4	GIRAUDO ESCURRA Nicolas	-	-	-	-		
		6	ROBINS Nicolas	-	-	-	-		
		8	BITAR Gaspar	-	-	-	-		
		10	ROBERTS Ignacio	-	-	-	-		
		11	BUCCIARELLI Juan Horacio	-	-	-	-		
		14	TERAN ULLOA Manuel	-	-	-	-		
		15	RAJCAKOWSKI Flavio Jose	-	-	-	-		
	Limit	25.00%							
	Team Totals				5	1	34	40	12.50



SAT 13 JUL 2019

Start Time 12:00 - End Time 13:17


Match Duration: 1h17


Match Statistics

P3

USA - United States

Scoring Spike	Rk	No.	Name	Spikes	Faults	Shots	Total Attempts	Eff %
	1	12	LEESON Blake Gregory	9	1	2	12	66.67
	2	2	WILDMAN Brett Mcgehee	7	2	7	16	31.25
		8	BARSEMIAN Raymond Sarkis	8	6	9	23	
		10	MITCHEM Tyler Joseph	4	3	4	11	
		1	JASPER Jaylen Mario	2	5	1	8	
		5	DIXON Parker Olin	1	2	5	8	
		3	ZOLG Garrett Christopher	1	1	1	3	
		4	RATTRAY Brandon Michael	-	-	-	-	
		6	SIMMONS Michael Dean	-	-	-	-	
		7	SIEGFRIED Ethan Michael	-	-	-	-	
		9	GIBB Chandler John	-	-	-	-	
Limit		11	PRESHO Kyler Jacob	-	-	-	-	
15.00%	Team Totals			32	20	29	81	14.81

Scoring Block	Rk	No.	Name	Kill Blocks	Faults	Rebounds	Total Attempts	Avg. by Set
	1	10	MITCHEM Tyler Joseph	1	4	3	8	0.33
		12	LEESON Blake Gregory	-	3	2	5	
		3	ZOLG Garrett Christopher	-	2	1	3	
		5	DIXON Parker Olin	-	2	1	3	
		1	JASPER Jaylen Mario	-	-	2	2	
		2	WILDMAN Brett Mcgehee	-	1	1	2	
		8	BARSEMIAN Raymond Sarkis	-	1	-	1	
		4	RATTRAY Brandon Michael	-	-	-	-	
		6	SIMMONS Michael Dean	-	-	-	-	
		7	SIEGFRIED Ethan Michael	-	-	-	-	
		9	GIBB Chandler John	-	-	-	-	
	11	PRESHO Kyler Jacob	-	-	-	-		
	Team Totals			1	13	10	24	0.33

Scoring Service	Rk	No.	Name	Aces	Faults	Serve Hits	Total Attempts	Avg. by Set
	1	12	LEESON Blake Gregory	1	-	9	10	0.33
		8	BARSEMIAN Raymond Sarkis	-	4	6	10	
		2	WILDMAN Brett Mcgehee	-	3	6	9	
		3	ZOLG Garrett Christopher	-	1	8	9	
		10	MITCHEM Tyler Joseph	-	2	6	8	
		1	JASPER Jaylen Mario	-	3	1	4	
		5	DIXON Parker Olin	-	-	3	3	
		9	GIBB Chandler John	-	1	1	2	
		7	SIEGFRIED Ethan Michael	-	1	-	1	
		4	RATTRAY Brandon Michael	-	-	-	-	
		6	SIMMONS Michael Dean	-	-	-	-	
	11	PRESHO Kyler Jacob	-	-	-	-		
	Team Totals			1	15	40	56	0.33

Team	Opponent Errors & Team Faults			
		40	-	



SAT 13 JUL 2019


Start Time 12:00 - End Time 13:17


Match Duration: 1h17


Match Statistics

P3

USA - United States

Non-Scoring Dig	Rk	No.	Name	Digs	Faults	Receptions	Total Attempts	Avg. by Set
		6	SIMMONS Michael Dean	-	3	4	7	
		1	JASPER Jaylen Mario	-	1	1	2	
		3	ZOLG Garrett Christopher	-	-	2	2	
		10	MITCHEM Tyler Joseph	-	1	1	2	
		12	LEESON Blake Gregory	-	-	2	2	
		2	WILDMAN Brett Mcgehee	-	-	1	1	
		5	DIXON Parker Olin	-	-	1	1	
		9	GIBB Chandler John	-	1	-	1	
		4	RATTRAY Brandon Michael	-	-	-	-	
		7	SIEGFRIED Ethan Michael	-	-	-	-	
		8	BARSEMIAN Raymond Sarkis	-	-	-	-	
	11	PRESHO Kyler Jacob	-	-	-	-		
Team Totals				-	6	12	18	

Non-Scoring Set	Rk	No.	Name	Running Sets	Faults	Still Sets	Total Attempts	Avg. by Set
	1	3	ZOLG Garrett Christopher	17	1	23	41	5.67
		1	JASPER Jaylen Mario	-	-	-	-	
		2	WILDMAN Brett Mcgehee	-	-	-	-	
		4	RATTRAY Brandon Michael	-	-	-	-	
		5	DIXON Parker Olin	-	-	-	-	
		6	SIMMONS Michael Dean	-	-	-	-	
		7	SIEGFRIED Ethan Michael	-	-	-	-	
		8	BARSEMIAN Raymond Sarkis	-	-	-	-	
		9	GIBB Chandler John	-	-	-	-	
		10	MITCHEM Tyler Joseph	-	-	-	-	
		11	PRESHO Kyler Jacob	-	-	-	-	
		12	LEESON Blake Gregory	-	-	-	-	
Team Totals				17	1	23	41	5.67

Non-Scoring Reception	Rk	No.	Name	Excellents	Faults	Serve Receptions	Total Attempts	Succ. %
	1	8	BARSEMIAN Raymond Sarkis	10	1	15	26	38.46
	2	2	WILDMAN Brett Mcgehee	6	1	12	19	31.58
	3	6	SIMMONS Michael Dean	3	-	12	15	20.00
		3	ZOLG Garrett Christopher	-	-	1	1	
		1	JASPER Jaylen Mario	-	-	-	-	
		4	RATTRAY Brandon Michael	-	-	-	-	
		5	DIXON Parker Olin	-	-	-	-	
		7	SIEGFRIED Ethan Michael	-	-	-	-	
		9	GIBB Chandler John	-	-	-	-	
		10	MITCHEM Tyler Joseph	-	-	-	-	
		11	PRESHO Kyler Jacob	-	-	-	-	
		12	LEESON Blake Gregory	-	-	-	-	
Limit								
25.00%	Team Totals			19	2	40	61	31.15

LEGEND

Avg. Average

Eff. Efficiency

No. Shirt Number

Rk Rank

Suc Success %



THU 11 JUL 2019

Start Time 17:30

Start List
HKG vs MEX
P1
First Refere HEMELGARN (USA)

Second Refere GHARIB (IRI)

HKG - Hong Kong

Shirt colour Green

No.	Name	Shirt Name	Pos.	Han.	Height	Weight	Highest Reac		Date of Birth	Tournament Totals				
							Spike cm	Block cm		Spik	Bloc	Serv	Total	%
6	SO Chun Hin		OS		1.88	76	330	315	12 JUL 1996	44	2	5	51	150.00
7	TANG Bo Yeung		MB		1.83	76	320	310	23 NOV 199	14	3	0	17	50.00
8	LEE Ho Man		L		1.79	70	310	305	11 JUN 1995	0	0	0	0	0
10	KWOK Yin Chun (C)		WS		1.80	73	315	310	24 MAY 199	15	0	0	15	44.12
11	LEUNG Ho Yin		WS		1.84	72	325	310	26 SEP 1998	44	1	1	46	135.29
12	TAI Kam Fung		S		1.85	72	320	310	13 SEP 1994	4	0	1	5	14.71
13	AU Chin To		WS		1.87	92	325	315	13 FEB 1996	11	0	1	12	35.29
15	LAU Chi Wing		S		1.76	68	320	315	23 MAR 199	1	1	0	2	5.88
17	CHEUNG Yi Kit		MB		1.85	72	320	310	16 SEP 1999	5	1	0	6	17.65
18	POON Chi Leung		MB		1.88	74	329	315	30 JAN 1997	17	6	0	23	67.65
20	MAN Chun Hin		WS		1.79	73	322	310	24 OCT 199	0	0	0	0	0
Coac MAK Tsz Shun							Assista							

Phase	Opponent	Sets	Points per Set
Preliminary - Group	CHI	0 - 3	22 - 25, 32 - 34, 18 - 25
Preliminary - Group	TPE	0 - 3	13 - 25, 18 - 25, 17 - 25
Preliminary - Group	UKR	0 - 3	21 - 25, 16 - 25, 21 - 25
Preliminary - Group	CZE	1 - 3	25 - 22, 19 - 25, 18 - 25, 10 - 25

MEX - Mexico

Shirt colour White

No.	Name	Shirt Name	Pos.	Han.	Height	Weight	Highest Reac		Date of Birth	Tournament Totals				
							Spike cm	Block cm		Spik	Bloc	Serv	Total	%
1	MORENO HERNANDEZ Alej		WS		1.79	75	0	0	16 SEP 1994	23	2	3	28	56.00
3	RAMOS ACEVES Jose Jeroni		WS		1.83	80	0	0	11 OCT 199	10	4	0	14	28.00
4	LOPEZ ARIAS Orlando		MB		1.97	96	0	0	19 MAY 199	2	0	0	2	4.00
5	MORAILA QUINTERO Andre		L		1.79	70	0	0	7 NOV 1996	0	0	0	0	0
6	RUBIO CAMARGO Jose Luis		WS		1.72	68	0	0	17 OCT 199	38	4	1	43	86.00
8	CARDENAS VALDEZ Jose A		OS		1.76	69	0	0	26 MAY 199	26	1	2	29	58.00
9	PARRA VALENZUELA Victor		MB		1.80	69	0	0	3 SEP 1999	7	4	0	11	22.00
10	MUNOZ LABRA Luis Manuel		S		1.82	90	0	0	3 OCT 1994	0	2	0	2	4.00
12	FUENTES RASCON Mauro Is		OS		1.72	65	0	0	13 OCT 199	18	1	1	20	40.00
13	CAMPOS CHAVEZ Martin Hu		L		1.75	80	0	0	28 SEP 1994	0	0	0	0	0
15	ARANDA VENTURA (C)		S		1.71	68	0	0	9 APR 1997	2	0	0	2	4.00
17	BOJORQUEZ VILLANAZUL L		MB		1.75	68	0	0	14 DEC 199	21	7	0	28	56.00
Coac MACIAS ARENAS Jesus Antonio							Assista LIZARRAGA AGUILAR Efrain Guadalupe / ROSETE CARRERA							

Phase	Opponent	Sets	Points per Set
Preliminary - Group	ARG	0 - 3	20 - 25, 16 - 25, 19 - 25
Preliminary - Group	JPN	0 - 3	15 - 25, 21 - 25, 20 - 25
Preliminary - Group	SUI	1 - 3	20 - 25, 32 - 34, 26 - 24, 17 - 25
Preliminary - Group	ITA	0 - 3	20 - 25, 16 - 25, 19 - 25

LEGEND

% Percentage of total team s (C) Team Captain BH Both Handed F1 Gold-medal Match F11 Final 11th-12th Pl.
 F13 Final 13th-14th Pl. F15 Final 15th-16th Pl. F3 Bronze-medal Match F5 Final 5th-6th Place F7 Final 7th-8th Place
 S9-1 Semifinals 9-12 SF5 Semifinals 5-8 SFL Semi-finals WS Outside hitter S17 Semifinals 17-20



THU 11 JUL 2019
Start Time 17:30 - End Time 19:16
Match Duration 1h46

Results
P2

HKG vs MEX
1 3

Team	Sets	1	2	3	4	Total
HKG	1	25	14	13	21	73
MEX	3	22	25	25	25	97
	Playing Time	26min	21min	22min	26min	1h35

First Refere HEMELGARN (USA)

Second Refere GHARIB (IRI)

HKG - Hong Kong								
No.	Name	Pos	1	2	3	4	5	Pts
6	SO Chun Hin	OS	6	6	6	13		11
7	TANG Bo Yeung	MB	5	-1	5	3		8
8	LEE Ho Man	L	L	L	L	L		
10	KWOK Yin Chun (C)	WS	1	1	1	5		4
11	LEUNG Ho Yin	WS	4	4	12	2		17
12	TAI Kam Fung	S	11	15	3	11		
13	AU Chin To	WS	10	10	4	4		6
15	LAU Chi Wing	S	3	3	6	1		
17	CHEUNG Yi Kit	MB		5				
18	POON Chi Leung	MB	2	2	2	6		10
20	MAN Chun Hin	WS	7		13			

Coach MAK Tsz Shun
Assistant Coach

MEX - Mexico								
No.	Name	Pos	1	2	3	4	5	Pts
1	MORENO HERNANDEZ Aleja	WS						
3	RAMOS ACEVES Jose Jeroni	WS	2					
4	LOPEZ ARIAS Orlando	MB		4	3			3
5	MORAILA QUINTERO Andres	L	L	L	L	L		
6	RUBIO CAMARGO Jose Luis	WS	5	3	2	3		10
8	CARDENAS VALDEZ Jose A	OS	4	6	5	6		14
9	PARRA VALENZUELA Victor	MB	3		4	4		3
10	MUNOZ LABRA Luis Manuel	S	1					
12	FUENTES RASCON Mauro Is	OS	3	5	4	5		15
13	CAMPOS CHAVEZ Martin Hu	L	L	L	L	L		
15	ARANDA VENTURA (C)	S	10	2	1	2		7
17	BOJORQUEZ VILLA	MB	6	1	6	1		11

Coach MACIAS ARENAS Jesus Antonio
Assistant Coach LIZARRAGA AGUILAR Efrain Guadalupe /

TEAM AND PLAYER PERFORMANCES

Won	Total Atts	No. Name	Scoring Skills	Won	Total Atts	No. Name
49	118	Total Team	Spike	51	98	Total Team
17	36	11 LEUNG Ho Yin		13	27	12 FUENTES RASCON Mauro Isaac
10	26	6 SO Chun Hin		11	20	8 CARDENAS VALDEZ Jose Angel
7	11	7 TANG Bo Yeung		9	17	6 RUBIO CAMARGO Jose Luis
4	37	Total Team	Block	11	44	Total Team
2	10	18 POON Chi Leung		3	10	17 BOJORQUEZ VILLA
1	16	7 TANG Bo Yeung		2	6	4 LOPEZ ARIAS Orlando
1	2	6 SO Chun Hin		2	5	12 FUENTES RASCON Mauro Isaac
3	74	Total Team	Serve	1	96	Total Team
2	8	13 AU Chin To		1	15	8 CARDENAS VALDEZ Jose Angel
1	14	18 POON Chi Leung				
50		Total Team	Opp. Error	56		Total Team
106	229	Total Team	Total	119	238	Total Team

17	46	11 LEUNG Ho Yin	Best Scorer	15	49	12 FUENTES RASCON Mauro Isaac
----	----	-----------------	--------------------	----	----	-------------------------------

LEGEND

(C) Team Captain
 nn Substitute where nn = shirt number of outgoing player
 MB Middle blocker
 OS Opposite hitter
 S Setter
 n Starting line-up where n= starting position on court
 Atts Attempts
 No. Shirt Number
 Pos Playing Position
 WS Outside hitter
 L Substitute Libero
 Libero
 Opp Opponent
 Pts Points scored



THU 11 JUL 2019

Start Time 17:30 - End Time 19:16

Match Duration: 1h46


Match Statistics
P3
HKG vs MEX
1 3


Team	Sets	1	2	3	4	Total
HKG	1	25	14	13	21	73
MEX	3	22	25	25	25	97
	Playing Time	26min	21min	22min	26min	1h35


First Refere HEMELGARN (USA)

Second Refere GHARIB (IRI)

HKG - Hong Kong

Scoring Spike	Rk	No.	Name	Spikes	Faults	Shots	Total Attempts	Eff %	
	1	7	TANG Bo Yeung	7	1	3	11	54.55	
	2	18	POON Chi Leung	7	3	4	14	28.57	
	3	11	LEUNG Ho Yin	17	10	9	36	19.44	
	4	10	KWOK Yin Chun	4	2	5	11	18.18	
		6	SO Chun Hin	10	7	9	26		
		13	AU Chin To	4	3	6	13		
		15	LAU Chi Wing	-	1	3	4		
		8	LEE Ho Man	-	1	1	2		
		20	MAN Chun Hin	-	-	1	1		
		12	TAI Kam Fung	-	-	-	-		
		17	CHEUNG Yi Kit	-	-	-	-		
	Limit								
	15.00%	Team Totals			49	28	41	118	

Scoring Block	Rk	No.	Name	Kill Blocks	Faults	Rebounds	Total Attempts	Avg. by Set	
	1	18	POON Chi Leung	2	1	7	10	0.50	
	2	7	TANG Bo Yeung	1	7	8	16	0.25	
	2	6	SO Chun Hin	1	1	-	2	0.25	
		10	KWOK Yin Chun	-	2	-	2		
		11	LEUNG Ho Yin	-	1	1	2		
		15	LAU Chi Wing	-	1	1	2		
		8	LEE Ho Man	-	1	-	1		
		12	TAI Kam Fung	-	-	1	1		
		13	AU Chin To	-	1	-	1		
		17	CHEUNG Yi Kit	-	-	-	-		
		20	MAN Chun Hin	-	-	-	-		
	Team Totals				4	15	18	37	1.00

Scoring Service	Rk	No.	Name	Aces	Faults	Serve Hits	Total Attempts	Avg. by Set	
	1	13	AU Chin To	2	1	5	8	0.50	
	2	18	POON Chi Leung	1	3	10	14	0.25	
		10	KWOK Yin Chun	-	3	7	10		
		6	SO Chun Hin	-	-	9	9		
		7	TANG Bo Yeung	-	4	5	9		
		11	LEUNG Ho Yin	-	4	4	8		
		15	LAU Chi Wing	-	-	8	8		
		12	TAI Kam Fung	-	-	6	6		
		20	MAN Chun Hin	-	-	2	2		
		8	LEE Ho Man	-	-	-	-		
		17	CHEUNG Yi Kit	-	-	-	-		
	Team Totals				3	15	56	74	0.75

Team	Opponent Errors & Team Faults	50	-		





THU 11 JUL 2019


Start Time 17:30 - End Time 19:16

Match Duration: 1h46

Match Statistics
P3
HKG - Hong Kong

Non-Scoring Dig	Rk	No.	Name	Digs	Faults	Receptions	Total Attempts	Avg. by Set
		8	LEE Ho Man	-	3	3	6	
		10	KWOK Yin Chun	-	1	2	3	
		6	SO Chun Hin	-	1	1	2	
		11	LEUNG Ho Yin	-	1	1	2	
		15	LAU Chi Wing	-	1	1	2	
		13	AU Chin To	-	-	1	1	
		18	POON Chi Leung	-	-	1	1	
		7	TANG Bo Yeung	-	-	-	-	
		12	TAI Kam Fung	-	-	-	-	
		17	CHEUNG Yi Kit	-	-	-	-	
		20	MAN Chun Hin	-	-	-	-	
	Team Totals				-	7	10	17

Non-Scoring Set	Rk	No.	Name	Running Sets	Faults	Still Sets	Total Attempts	Avg. by Set
	1	15	LAU Chi Wing	22	-	22	44	5.50
	2	12	TAI Kam Fung	11	-	11	22	2.75
		8	LEE Ho Man	-	-	3	3	
		6	SO Chun Hin	-	1	-	1	
		13	AU Chin To	-	-	1	1	
		7	TANG Bo Yeung	-	-	-	-	
		10	KWOK Yin Chun	-	-	-	-	
		11	LEUNG Ho Yin	-	-	-	-	
		17	CHEUNG Yi Kit	-	-	-	-	
		18	POON Chi Leung	-	-	-	-	
		20	MAN Chun Hin	-	-	-	-	
	Team Totals				33	1	37	71

Non-Scoring Reception	Rk	No.	Name	Excellents	Faults	Serve Receptions	Total Attempts	Succ. %	
	1	10	KWOK Yin Chun	19	-	11	30	63.33	
	2	20	MAN Chun Hin	1	-	1	2	50.00	
	3	8	LEE Ho Man	8	1	12	21	38.10	
	4	11	LEUNG Ho Yin	6	-	12	18	33.33	
		13	AU Chin To	3	-	12	15		
		7	TANG Bo Yeung	-	-	2	2		
		6	SO Chun Hin	-	-	-	-		
		12	TAI Kam Fung	-	-	-	-		
		15	LAU Chi Wing	-	-	-	-		
		17	CHEUNG Yi Kit	-	-	-	-		
		18	POON Chi Leung	-	-	-	-		
	Limit								
25.00%	Team Totals				37	1	50	88	42.05



THU 11 JUL 2019

Start Time 17:30 - End Time 19:16


Match Duration: 1h46


Match Statistics

P3

MEX - Mexico

Scoring Spike	Rk	No.	Name	Spikes	Faults	Shots	Total Attempts	Eff %
	1	17	BOJORQUEZ VILLA	8	1	4	13	53.85
	2	15	ARANDA VENTURA	6	1	3	10	50.00
	2	9	PARRA VALENZUELA Victor Manuel	3	-	3	6	50.00
	4	12	FUENTES RASCON Mauro Isaac	13	2	12	27	40.74
	5	6	RUBIO CAMARGO Jose Luis	9	3	5	17	35.29
	6	8	CARDENAS VALDEZ Jose Angel	11	4	5	20	35.00
	7	4	LOPEZ ARIAS Orlando	1	-	2	3	33.33
		3	RAMOS ACEVES Jose Jeronimo	-	2	-	2	-
		1	MORENO HERNANDEZ Alejandro	-	-	-	-	-
		5	MORAILA QUINTERO Andres	-	-	-	-	-
		10	MUNOZ LABRA Luis Manuel	-	-	-	-	-
		13	CAMPOS CHAVEZ Martin Humberto	-	-	-	-	-
	Limit							
15.00%	Team Totals			51	13	34	98	38.78

Scoring Block	Rk	No.	Name	Kill Blocks	Faults	Rebounds	Total Attempts	Avg. by Set
	1	4	LOPEZ ARIAS Orlando	2	3	1	6	1.00
	2	17	BOJORQUEZ VILLA	3	3	4	10	0.75
	3	8	CARDENAS VALDEZ Jose Angel	2	3	-	5	0.50
	3	12	FUENTES RASCON Mauro Isaac	2	3	-	5	0.50
	5	15	ARANDA VENTURA	1	1	4	6	0.25
	5	6	RUBIO CAMARGO Jose Luis	1	1	1	3	0.25
		9	PARRA VALENZUELA Victor Manuel	-	6	2	8	-
		10	MUNOZ LABRA Luis Manuel	-	-	1	1	-
		1	MORENO HERNANDEZ Alejandro	-	-	-	-	-
		3	RAMOS ACEVES Jose Jeronimo	-	-	-	-	-
		5	MORAILA QUINTERO Andres	-	-	-	-	-
		13	CAMPOS CHAVEZ Martin Humberto	-	-	-	-	-
	Team Totals				11	20	13	44

Scoring Service	Rk	No.	Name	Aces	Faults	Serve Hits	Total Attempts	Avg. by Set
	1	8	CARDENAS VALDEZ Jose Angel	1	1	13	15	0.25
		12	FUENTES RASCON Mauro Isaac	-	1	16	17	-
		6	RUBIO CAMARGO Jose Luis	-	2	14	16	-
		9	PARRA VALENZUELA Victor Manuel	-	1	15	16	-
		15	ARANDA VENTURA	-	1	12	13	-
		17	BOJORQUEZ VILLA	-	-	13	13	-
		4	LOPEZ ARIAS Orlando	-	-	3	3	-
		10	MUNOZ LABRA Luis Manuel	-	-	2	2	-
		3	RAMOS ACEVES Jose Jeronimo	-	1	-	1	-
		1	MORENO HERNANDEZ Alejandro	-	-	-	-	-
		5	MORAILA QUINTERO Andres	-	-	-	-	-
		13	CAMPOS CHAVEZ Martin Humberto	-	-	-	-	-
	Team Totals				1	7	88	96

Team	Opponent Errors & Team Faults			
		56	-	



THU 11 JUL 2019


Start Time 17:30 - End Time 19:16


Match Duration: 1h46


Match Statistics

P3

MEX - Mexico

Non-Scoring Dig	Rk	No.	Name	Digs	Faults	Receptions	Total Attempts	Avg. by Set	
		13	CAMPOS CHAVEZ Martin Humberto	-	2	11	13		
		12	FUENTES RASCON Mauro Isaac	-	2	7	9		
		6	RUBIO CAMARGO Jose Luis	-	1	2	3		
		15	ARANDA VENTURA	-	2	-	2		
		17	BOJORQUEZ VILLA	-	2	-	2		
		5	MORAILA QUINTERO Andres	-	1	-	1		
		8	CARDENAS VALDEZ Jose Angel	-	-	1	1		
		9	PARRA VALENZUELA Victor Manuel	-	-	1	1		
		10	MUNOZ LABRA Luis Manuel	-	1	-	1		
		1	MORENO HERNANDEZ Alejandro	-	-	-	-		
		3	RAMOS ACEVES Jose Jeronimo	-	-	-	-		
		4	LOPEZ ARIAS Orlando	-	-	-	-		
		Team Totals			-	11	22	33	

Non-Scoring Set	Rk	No.	Name	Running Sets	Faults	Still Sets	Total Attempts	Avg. by Set	
	1	15	ARANDA VENTURA	12	-	22	34	3.00	
	2	10	MUNOZ LABRA Luis Manuel	2	-	1	3	2.00	
		1	MORENO HERNANDEZ Alejandro	-	-	-	-		
		3	RAMOS ACEVES Jose Jeronimo	-	-	-	-		
		4	LOPEZ ARIAS Orlando	-	-	-	-		
		5	MORAILA QUINTERO Andres	-	-	-	-		
		6	RUBIO CAMARGO Jose Luis	-	-	-	-		
		8	CARDENAS VALDEZ Jose Angel	-	-	-	-		
		9	PARRA VALENZUELA Victor Manuel	-	-	-	-		
		12	FUENTES RASCON Mauro Isaac	-	-	-	-		
		13	CAMPOS CHAVEZ Martin Humberto	-	-	-	-		
		17	BOJORQUEZ VILLA	-	-	-	-		
		Team Totals			14	-	23	37	3.50

Non-Scoring Reception	Rk	No.	Name	Excellents	Faults	Serve Receptions	Total Attempts	Succ. %	
	1	5	MORAILA QUINTERO Andres	6	-	9	15	40.00	
	2	6	RUBIO CAMARGO Jose Luis	8	-	15	23	34.78	
	3	8	CARDENAS VALDEZ Jose Angel	3	1	9	13	23.08	
		3	RAMOS ACEVES Jose Jeronimo	-	2	4	6		
		9	PARRA VALENZUELA Victor Manuel	-	-	2	2		
		1	MORENO HERNANDEZ Alejandro	-	-	-	-		
		4	LOPEZ ARIAS Orlando	-	-	-	-		
		10	MUNOZ LABRA Luis Manuel	-	-	-	-		
		12	FUENTES RASCON Mauro Isaac	-	-	-	-		
		13	CAMPOS CHAVEZ Martin Humberto	-	-	-	-		
		15	ARANDA VENTURA	-	-	-	-		
		17	BOJORQUEZ VILLA	-	-	-	-		
	Limit								
	25.00%	Team Totals			17	3	39	59	28.81

LEGEND

Avg. Average

Eff. Efficiency

No. Shirt Number

Rk Rank

Suc Success %



THU 11 JUL 2019

Start Time 20:00

Start List
CHN vs IRI
P1
First Refere GRIEDER (SUI)

Second Refere ASAI (JPN)

CHN - China

Shirt colour Blue

No.	Name	Shirt Name	Pos.	Han.	Height	Weight	Highest Reac		Date of Birth	Tournament Totals				
							Spike cm	Block cm		Spik	Bloc	Serv	Total	%
1	XU Tongxi		WS		1.95	80	320	310	5 JUL 2000	26	5	2	33	38.37
2	WANG Chen		S		1.95	86	340	320	2 APR 1995	0	0	1	1	1.16
4	LI Tianhao		L		1.83	70			4 MAY 1999	0	0	0	0	0
5	SHENG Hao		MB		2.00	85	315	310	13 FEB 1996	5	0	1	6	6.98
6	REN Jian		WS		2.00	86	315	310	10 JUN 1998	7	1	0	8	9.30
7	WANG Hao		WS		2.00	75	325	340	14 DEC 199	14	5	1	20	23.26
8	LIU Gaoqiang (C)		WS		1.95	85	335	325	12 APR 1994	28	3	0	31	36.05
9	CHEN Huake		WS		1.91	73	320	310	3 JUL 1999	1	0	0	1	1.16
10	WU Pengzhi		WS		2.00	100	308	298	2 MAR 1996	52	3	0	55	63.95
11	FU Xin		S		1.95	80	325	320	24 MAR 199	2	1	4	7	8.14
12	WANG Tianfeng		MB		2.00	82	320	315	1 OCT 1997	4	6	4	14	16.28
17	SHEN Jiaxin		WS		2.00	86	320	310	31 JUL 1999	3	0	0	3	3.49

Coac TANG Yi

Assista LIN Minggui

Phase	Opponent	Sets	Points per Set
Preliminary - Group	USA	2 - 3	25 - 19, 22 - 25, 22 - 25, 25 - 23,
Preliminary - Group	RUS	0 - 3	20 - 25, 15 - 25, 15 - 25
Preliminary - Group	POR	0 - 3	22 - 25, 18 - 25, 18 - 25
Preliminary - Group	KOR	0 - 3	23 - 25, 19 - 25, 29 - 31

IRI - Islamic Rep. of Iran

Shirt colour White

No.	Name	Shirt Name	Pos.	Han.	Height	Weight	Highest Reac		Date of Birth	Tournament Totals				
							Spike cm	Block cm		Spik	Bloc	Serv	Total	%
2	MOUSAVIGARGARI Mirbaba		WS		1.93	85	320	305	8 APR 1997	33	2	1	36	42.35
4	HAMOODI Hamid		S		1.99	90	320	290	26 JUN 1995	2	1	0	3	3.53
5	RANJBARZEIDABADI Saeid		OS		2.00	85	350	320	1 MAY 1998	15	1	0	16	18.82
6	TAGHI ZADEH Rahman		MB		2.05	107	320	305	26 JUL 1995	4	7	2	13	15.29
7	KARKHANEH Ghasem (C)		WS		2.00	90	350	343	22 AUG 199	32	6	3	41	48.24
9	ALLAH VERDIAN Sahand		MB		2.00	97	350	303	8 DEC 1995	13	5	4	22	25.88
10	HEIDARI Kiavash		OS		2.00	90	340	310	27 APR 1998	37	2	5	44	51.76
11	FARHADI Amirhassan		WS		2.02	88	350	340	4 FEB 1998	2	0	1	3	3.53
13	RAMEZANI Ali		S		2.02	97	330	310	5 MAY 1998	5	3	2	10	11.76
16	DALIRI Mohammad		L		1.88	84	315	305	1 FEB 1995	0	0	0	0	0
17	SHAHSAVAND Shayan		WS		1.92	82	340	305	7 APR 1997	5	3	0	8	9.41
20	EINISAMAREIN Tayeb		MB		2.05	95	325	315	30 MAY 199	13	7	2	22	25.88

Coac POUR AROJI Ali

Assista MOGHDDAMMANESH Mehdi

Phase	Opponent	Sets	Points per Set
Preliminary - Group	FRA	2 - 3	12 - 25, 19 - 25, 25 - 19, 27 - 25,
Preliminary - Group	POL	0 - 3	19 - 25, 21 - 25, 21 - 25
Preliminary - Group	CAN	2 - 3	25 - 20, 18 - 25, 25 - 23, 17 - 25,
Preliminary - Group	BRA	0 - 3	18 - 25, 21 - 25, 18 - 25

LEGEND

% Percentage of total team s (C) Team Captain BH Both Handed F1 Gold-medal Match F11 Final 11th-12th Pl.
 F13 Final 13th-14th Pl. F15 Final 15th-16th Pl. F3 Bronze-medal Match F5 Final 5th-6th Place F7 Final 7th-8th Place
 S9-1 Semifinals 9-12 SF5 Semifinals 5-8 SFL Semi-finals WS Outside hitter S17 Semifinals 17-20



THU 11 JUL 2019

Start Time 20:00 - End Time 21:13

Match Duration 1h13

Results

P2

CHN vs IRI

0 3

Team	Sets	1	2	3	Total
CHN	0	16	22	19	57
IRI	3	25	25	25	75
	Playing Time	19min	23min	22min	1h4

First Refere GRIEDER (SUI)

Second Refere ASAI (JPN)

CHN - China								
No.	Name	Pos	1	2	3	4	5	Pts
1	XU Tongxi	WS	2	2	2			7
2	WANG Chen	S						
4	LI Tianhao	L	L	L	L			
5	SHENG Hao	MB			12			
6	REN Jian	WS						
7	WANG Hao	WS	3	3	3			2
8	LIU Gaoqiang (C)	WS	5	5	5			12
9	CHEN Huake	WS						
10	WU Pengzhi	WS	4	4	4			17
11	FU Xin	S	1	1	1			1
12	WANG Tianfeng	MB	6	6	6			2
17	SHEN Jiaxin	WS						

IRI - Islamic Rep. of Iran								
No.	Name	Pos	1	2	3	4	5	Pts
2	MOUSAVIGARGARI Mirbabak	WS						
4	HAMOODI Hamid	S						
5	RANJBARZEIDABADI Saeid	OS	3	3				6
6	TAGHI ZADEH Rahman	MB	5	5	5			11
7	KARKHANEH Ghasem (C)	WS	4	4	4			13
9	ALLAH VERDIAN Sahand	MB						
10	HEIDARI Kiavash	OS		5	3			8
11	FARHADI Amirhassan	WS						
13	RAMEZANI Ali	S	6	6	6			6
16	DALIRI Mohammad	L	L	L	L			
17	SHAHSAVAND Shayan	WS	1	1	1			6
20	EINISAMAREIN Tayeb	MB	2	2	2			9

Coach TANG Yi
Assistant Coach LIN Mingqi

Coach POUR AROJI Ali
Assistant Coach MOGHDDAMMANESH Mehdi

TEAM AND PLAYER PERFORMANCES

Won	Total Atts	No. Name	Scoring Skills	Won	Total Atts	No. Name
32	70	Total Team	Spike	41	74	Total Team
13	27	10 WU Pengzhi		9	18	7 KARKHANEH Ghasem
11	22	8 LIU Gaoqiang		8	11	6 TAGHI ZADEH Rahman
5	12	1 XU Tongxi		6	7	20 EINISAMAREIN Tayeb
9	24	Total Team	Block	11	36	Total Team
4	6	10 WU Pengzhi		3	6	20 EINISAMAREIN Tayeb
2	3	1 XU Tongxi		3	6	13 RAMEZANI Ali
1	3	7 WANG Hao		3	5	7 KARKHANEH Ghasem
0	59	Total Team	Serve	7	73	Total Team
				2	11	6 TAGHI ZADEH Rahman
				2	14	13 RAMEZANI Ali
				1	5	10 HEIDARI Kiavash
39		Total Team	Opp. Error	38		Total Team
80	153	Total Team	Total	97	183	Total Team
17	43	10 WU Pengzhi	Best Scorer	13	31	7 KARKHANEH Ghasem

LEGEND

(C) Team Captain
 nn Substitute where nn = shirt number of outgoing player
 MB Middle blocker
 OS Opposite hitter
 S Setter
 n Starting line-up where n= starting position on court
 Atts Attempts
 No. Shirt Number
 Pos Playing Position
 WS Outside hitter
 L Substitute Libero
 Libero
 Opp Opponent
 Pts Points scored



THU 11 JUL 2019

Start Time 20:00 - End Time 21:13

Match Duration: 1h13


Match Statistics
P3
CHN vs IRI
0 3


Team	Sets	1	2	3	Total
CHN	0	16	22	19	57
IRI	3	25	25	25	75
	Playing Time	19min	23min	22min	1h4


First Refere GRIEDER (SUI)

Second Refere ASAI (JPN)

CHN - China

Scoring Spike	Rk	No.	Name	Spikes	Faults	Shots	Total Attempts	Eff %	
	1	12	WANG Tianfeng	1	-	-	1	100.00	
	2	11	FU Xin	1	-	1	2	50.00	
	3	8	LIU Gaoqiang	11	2	9	22	40.91	
	4	10	WU Pengzhi	13	10	4	27	11.11	
		1	XU Tongxi	5	4	3	12		
		7	WANG Hao	1	3	2	6		
		2	WANG Chen	-	-	-	-		
		4	LI Tianhao	-	-	-	-		
		5	SHENG Hao	-	-	-	-		
		6	REN Jian	-	-	-	-		
		9	CHEN Huake	-	-	-	-		
		17	SHEN Jiaxin	-	-	-	-		
	Limit								
	15.00%								
	Team Totals				32	19	19	70	18.57

Scoring Block	Rk	No.	Name	Kill Blocks	Faults	Rebounds	Total Attempts	Avg. by Set	
	1	10	WU Pengzhi	4	-	2	6	1.33	
	2	1	XU Tongxi	2	1	-	3	0.67	
	3	12	WANG Tianfeng	1	3	3	7	0.33	
	3	7	WANG Hao	1	2	-	3	0.33	
	3	8	LIU Gaoqiang	1	-	1	2	0.33	
		11	FU Xin	-	2	-	2		
		5	SHENG Hao	-	-	1	1		
		2	WANG Chen	-	-	-	-		
		4	LI Tianhao	-	-	-	-		
		6	REN Jian	-	-	-	-		
		9	CHEN Huake	-	-	-	-		
		17	SHEN Jiaxin	-	-	-	-		
	Team Totals				9	8	7	24	3.00

Scoring Service	Rk	No.	Name	Aces	Faults	Serve Hits	Total Attempts	Avg. by Set	
		7	WANG Hao	-	-	12	12		
		1	XU Tongxi	-	4	7	11		
		8	LIU Gaoqiang	-	1	9	10		
		10	WU Pengzhi	-	-	10	10		
		11	FU Xin	-	-	10	10		
		12	WANG Tianfeng	-	-	4	4		
		5	SHENG Hao	-	-	2	2		
		2	WANG Chen	-	-	-	-		
		4	LI Tianhao	-	-	-	-		
		6	REN Jian	-	-	-	-		
		9	CHEN Huake	-	-	-	-		
		17	SHEN Jiaxin	-	-	-	-		
	Team Totals				-	5	54	59	

Team	Opponent Errors & Team Faults	39	-		
------	-------------------------------	----	---	--	--



THU 11 JUL 2019


Start Time 20:00 - End Time 21:13


Match Duration: 1h13


Match Statistics

P3

CHN - China

Non-Scoring Dig	Rk	No.	Name	Digs	Faults	Receptions	Total Attempts	Avg. by Set	
		1	XU Tongxi	-	1	2	3		
		4	LI Tianhao	-	2	1	3		
		10	WU Pengzhi	-	3	-	3		
		11	FU Xin	-	1	2	3		
		7	WANG Hao	-	1	-	1		
		8	LIU Gaoqiang	-	1	-	1		
		2	WANG Chen	-	-	-	-		
		5	SHENG Hao	-	-	-	-		
		6	REN Jian	-	-	-	-		
		9	CHEN Huake	-	-	-	-		
		12	WANG Tianfeng	-	-	-	-		
		17	SHEN Jiaxin	-	-	-	-		
	Team Totals				-	9	5	14	

Non-Scoring Set	Rk	No.	Name	Running Sets	Faults	Still Sets	Total Attempts	Avg. by Set	
	1	11	FU Xin	16	1	21	38	5.33	
		1	XU Tongxi	-	-	-	-		
		2	WANG Chen	-	-	-	-		
		4	LI Tianhao	-	-	-	-		
		5	SHENG Hao	-	-	-	-		
		6	REN Jian	-	-	-	-		
		7	WANG Hao	-	-	-	-		
		8	LIU Gaoqiang	-	-	-	-		
		9	CHEN Huake	-	-	-	-		
		10	WU Pengzhi	-	-	-	-		
		12	WANG Tianfeng	-	-	-	-		
		17	SHEN Jiaxin	-	-	-	-		
	Team Totals				16	1	21	38	5.33

Non-Scoring Reception	Rk	No.	Name	Excellents	Faults	Serve Receptions	Total Attempts	Succ. %	
	1	7	WANG Hao	1	1	-	2	50.00	
	2	1	XU Tongxi	6	3	11	20	30.00	
	3	8	LIU Gaoqiang	7	3	14	24	29.17	
	4	4	LI Tianhao	3	-	10	13	23.08	
		2	WANG Chen	-	-	-	-		
		5	SHENG Hao	-	-	-	-		
		6	REN Jian	-	-	-	-		
		9	CHEN Huake	-	-	-	-		
		10	WU Pengzhi	-	-	-	-		
		11	FU Xin	-	-	-	-		
		12	WANG Tianfeng	-	-	-	-		
		17	SHEN Jiaxin	-	-	-	-		
	Limit								
	25.00%	Team Totals			17	7	35	59	28.81



THU 11 JUL 2019


Start Time 20:00 - End Time 21:13


Match Duration: 1h13


Match Statistics

P3

IRI - Islamic Rep. of Iran

Scoring Spike	Rk	No.	Name	Spikes	Faults	Shots	Total Attempts	Eff %	
	1	20	EINISAMAREIN Tayeb	6	-	1	7	85.71	
	2	6	TAGHI ZADEH Rahman	8	-	3	11	72.73	
	3	17	SHAHSAVAND Shayan	5	-	6	11	45.45	
	4	10	HEIDARI Kiavash	6	3	1	10	30.00	
	5	7	KARKHANEH Ghasem	9	4	5	18	27.78	
	6	5	RANJBARZEIDABADI Saeid	6	3	5	14	21.43	
		13	RAMEZANI Ali	1	1	1	3		
		2	MOUSAVIGARGARI Mirbabak	-	-	-	-		
		4	HAMOODI Hamid	-	-	-	-		
		9	ALLAH VERDIAN Sahand	-	-	-	-		
		11	FARHADI Amirhassan	-	-	-	-		
		16	DALIRI Mohammad	-	-	-	-		
	Limit								
	15.00%	Team Totals			41	11	22	74	40.54

Scoring Block	Rk	No.	Name	Kill Blocks	Faults	Rebounds	Total Attempts	Avg. by Set	
	1	13	RAMEZANI Ali	3	1	2	6	1.00	
	1	20	EINISAMAREIN Tayeb	3	3	-	6	1.00	
	1	7	KARKHANEH Ghasem	3	1	1	5	1.00	
	4	10	HEIDARI Kiavash	1	1	-	2	0.50	
	5	6	TAGHI ZADEH Rahman	1	6	3	10	0.33	
		5	RANJBARZEIDABADI Saeid	-	2	4	6		
		17	SHAHSAVAND Shayan	-	1	-	1		
		2	MOUSAVIGARGARI Mirbabak	-	-	-	-		
		4	HAMOODI Hamid	-	-	-	-		
		9	ALLAH VERDIAN Sahand	-	-	-	-		
		11	FARHADI Amirhassan	-	-	-	-		
		16	DALIRI Mohammad	-	-	-	-		
	Team Totals				11	15	10	36	3.67

Scoring Service	Rk	No.	Name	Aces	Faults	Serve Hits	Total Attempts	Avg. by Set	
	1	13	RAMEZANI Ali	2	1	11	14	0.67	
	1	6	TAGHI ZADEH Rahman	2	3	6	11	0.67	
	3	10	HEIDARI Kiavash	1	3	1	5	0.50	
	4	17	SHAHSAVAND Shayan	1	2	12	15	0.33	
	4	7	KARKHANEH Ghasem	1	2	5	8	0.33	
		20	EINISAMAREIN Tayeb	-	1	13	14		
		5	RANJBARZEIDABADI Saeid	-	-	6	6		
		2	MOUSAVIGARGARI Mirbabak	-	-	-	-		
		4	HAMOODI Hamid	-	-	-	-		
		9	ALLAH VERDIAN Sahand	-	-	-	-		
		11	FARHADI Amirhassan	-	-	-	-		
		16	DALIRI Mohammad	-	-	-	-		
	Team Totals				7	12	54	73	2.33

Team	Opponent Errors & Team Faults	38	-		
-------------	--	-----------	----------	--	--



THU 11 JUL 2019


Start Time 20:00 - End Time 21:13


Match Duration: 1h13


Match Statistics

P3

IRI - Islamic Rep. of Iran

Non-Scoring Dig	Rk	No.	Name	Digs	Faults	Receptions	Total Attempts	Avg. by Set
		16	DALIRI Mohammad	-	3	3	6	
		7	KARKHANEH Ghasem	-	3	-	3	
		20	EINISAMAREIN Tayeb	-	-	3	3	
		10	HEIDARI Kiavash	-	2	-	2	
		13	RAMEZANI Ali	-	2	-	2	
		17	SHAHSAVAND Shayan	-	-	2	2	
		2	MOUSAVIGARGARI Mirbabak	-	-	-	-	
		4	HAMOODI Hamid	-	-	-	-	
		5	RANJBARZEIDABADI Saeid	-	-	-	-	
		6	TAGHI ZADEH Rahman	-	-	-	-	
		9	ALLAH VERDIAN Sahand	-	-	-	-	
		11	FARHADI Amirhassan	-	-	-	-	
Team Totals				-	10	8	18	

Non-Scoring Set	Rk	No.	Name	Running Sets	Faults	Still Sets	Total Attempts	Avg. by Set
	1	13	RAMEZANI Ali	11	-	25	36	3.67
		16	DALIRI Mohammad	-	-	1	1	
		2	MOUSAVIGARGARI Mirbabak	-	-	-	-	
		4	HAMOODI Hamid	-	-	-	-	
		5	RANJBARZEIDABADI Saeid	-	-	-	-	
		6	TAGHI ZADEH Rahman	-	-	-	-	
		7	KARKHANEH Ghasem	-	-	-	-	
		9	ALLAH VERDIAN Sahand	-	-	-	-	
		10	HEIDARI Kiavash	-	-	-	-	
		11	FARHADI Amirhassan	-	-	-	-	
		17	SHAHSAVAND Shayan	-	-	-	-	
		20	EINISAMAREIN Tayeb	-	-	-	-	
Team Totals				11	-	26	37	3.67

Non-Scoring Reception	Rk	No.	Name	Excellents	Faults	Serve Receptions	Total Attempts	Succ. %
	1	16	DALIRI Mohammad	5	-	7	12	41.67
	2	17	SHAHSAVAND Shayan	6	-	11	17	35.29
		7	KARKHANEH Ghasem	2	-	20	22	
		6	TAGHI ZADEH Rahman	-	-	1	1	
		2	MOUSAVIGARGARI Mirbabak	-	-	-	-	
		4	HAMOODI Hamid	-	-	-	-	
		5	RANJBARZEIDABADI Saeid	-	-	-	-	
		9	ALLAH VERDIAN Sahand	-	-	-	-	
		10	HEIDARI Kiavash	-	-	-	-	
		11	FARHADI Amirhassan	-	-	-	-	
		13	RAMEZANI Ali	-	-	-	-	
		20	EINISAMAREIN Tayeb	-	-	-	-	
Limit								
25.00%	Team Totals			13	-	39	52	25.00

LEGEND

Avg. Average

Eff. Efficiency

No. Shirt Number

Rk Rank

Suc Success %



FRI 12 JUL 2019
Start Time 17:30

Start List

MEX vs IRI

P1

First Refere MICHLICH (POL)

Second Refere CABRERA (ARG)

MEX - Mexico

Shirt colour Green

No.	Name	Shirt Name	Pos.	Han.	Height	Weight	Highest Reac		Date of Birth	Tournament Totals				
							Spike cm	Block cm		Spik	Bloc	Serv	Total	%
1	MORENO HERNANDEZ Alej		WS		1.79	75	0	0	16 SEP 1994	23	2	3	28	28.87
3	RAMOS ACEVES Jose Jeroni		WS		1.83	80	0	0	11 OCT 199	10	4	0	14	14.43
4	LOPEZ ARIAS Orlando		MB		1.97	96	0	0	19 MAY 199	3	2	0	5	5.15
5	MORAILA QUINTERO Andre		L		1.79	70	0	0	7 NOV 1996	0	0	0	0	0
6	RUBIO CAMARGO Jose Luis		WS		1.72	68	0	0	17 OCT 199	47	5	1	53	54.64
8	CARDENAS VALDEZ Jose A		OS		1.76	69	0	0	26 MAY 199	37	3	3	43	44.33
9	PARRA VALENZUELA Victor		MB		1.80	69	0	0	3 SEP 1999	10	4	0	14	14.43
10	MUNOZ LABRA Luis Manuel		S		1.82	90	0	0	3 OCT 1994	0	2	0	2	2.06
12	FUENTES RASCON Mauro Is		OS		1.72	65	0	0	13 OCT 199	31	3	1	35	36.08
13	CAMPOS CHAVEZ Martin Hu		L		1.75	80	0	0	28 SEP 1994	0	0	0	0	0
15	ARANDA VENTURA (C)		S		1.71	68	0	0	9 APR 1997	8	1	0	9	9.28
17	BOJORQUEZ VILLANAZUL L		MB		1.75	68	0	0	14 DEC 199	29	10	0	39	40.21

Coac MACIAS ARENAS Jesus Antonio

Assista LIZARRAGA AGUILAR Efrain Guadalupe / ROSETE CARRERA

Phase	Opponent	Sets	Points per Set
Preliminary - Group	ARG	0 - 3	20 - 25, 16 - 25, 19 - 25
Preliminary - Group	JPN	0 - 3	15 - 25, 21 - 25, 20 - 25
Preliminary - Group	SUI	1 - 3	20 - 25, 32 - 34, 26 - 24, 17 - 25
Preliminary - Group	ITA	0 - 3	20 - 25, 16 - 25, 19 - 25
Semifinals 17-20	HKG	3 - 1	22 - 25, 25 - 14, 25 - 13, 25 - 21

IRI - Islamic Rep. of Iran

Shirt colour Blue

No.	Name	Shirt Name	Pos.	Han.	Height	Weight	Highest Reac		Date of Birth	Tournament Totals				
							Spike cm	Block cm		Spik	Bloc	Serv	Total	%
2	MOUSAVIGARGARI Mirbaba		WS		1.93	85	320	305	8 APR 1997	33	2	1	36	29.75
4	HAMOODI Hamid		S		1.99	90	320	290	26 JUN 1995	2	1	0	3	2.48
5	RANJBARZEIDABADI Saeid		OS		2.00	85	350	320	1 MAY 1998	21	1	0	22	18.18
6	TAGHI ZADEH Rahman		MB		2.05	107	320	305	26 JUL 1995	12	8	4	24	19.83
7	KARKHANEH Ghasem (C)		WS		2.00	90	350	343	22 AUG 199	41	9	4	54	44.63
9	ALLAH VERDIAN Sahand		MB		2.00	97	350	303	8 DEC 1995	13	5	4	22	18.18
10	HEIDARI Kiavash		OS		2.00	90	340	310	27 APR 1998	43	3	6	52	42.98
11	FARHADI Amirhassan		WS		2.02	88	350	340	4 FEB 1998	2	0	1	3	2.48
13	RAMEZANI Ali		S		2.02	97	330	310	5 MAY 1998	6	6	4	16	13.22
16	DALIRI Mohammad		L		1.88	84	315	305	1 FEB 1995	0	0	0	0	0
17	SHAHSAVAND Shayan		WS		1.92	82	340	305	7 APR 1997	10	3	1	14	11.57
20	EINISAMAREIN Taveb		MB		2.05	95	325	315	30 MAY 199	19	10	2	31	25.62

Coac POUR AROJI Ali

Assista MOGHDDAMMANESH Mehdi

Phase	Opponent	Sets	Points per Set
Preliminary - Group	FRA	2 - 3	12 - 25, 19 - 25, 25 - 19, 27 - 25,
Preliminary - Group	POL	0 - 3	19 - 25, 21 - 25, 21 - 25
Preliminary - Group	CAN	2 - 3	25 - 20, 18 - 25, 25 - 23, 17 - 25,
Preliminary - Group	BRA	0 - 3	18 - 25, 21 - 25, 18 - 25
Semifinals 17-20	CHN	3 - 0	25 - 16, 25 - 22, 25 - 19

LEGEND

% Percentage of total team s (C) Team Captain
F13 Final 13th-14th Pl. **F15** Final 15th-16th Pl. **F17** Final 17th-18th Pl. **F3** Bronze-medal Match **F5** Final 5th-6th Place
S17 Semifinals 17-20 **S9-1** Semifinals 9-12 **SF5** Semifinals 5-8 **SFL** Semi-finals **WS** Outside hitter



FRI 12 JUL 2019
Start Time 17:30 - End Time 19:00
Match Duration 1h30

Results
P2

MEX vs IRI
3 0

Team	Sets	1	2	3	Total
MEX	3	25	25	25	75
IRI	0	23	20	18	61
	Playing Time	28min	26min	25min	1h19

First Refere MICHLICH (POL)

Second Refere CABRERA (ARG)

MEX - Mexico								
No.	Name	Pos	1	2	3	4	5	Pts
1	MORENO HERNANDEZ Aleja	WS	6	5	6			8
3	RAMOS ACEVES Jose Jeroni	WS			1			
4	LOPEZ ARIAS Orlando	MB						
5	MORAILA QUINTERO Andres	L	L	L	L			
6	RUBIO CAMARGO Jose Luis	WS	3	2	3			11
8	CARDENAS VALDEZ Jose A	OS	5	4	5			11
9	PARRA VALENZUELA Victor	MB	4	3	4			7
10	MUNOZ LABRA Luis Manuel	S	8	8	8			
12	FUENTES RASCON Mauro Is	OS	15	15	15			4
13	CAMPOS CHAVEZ Martin Hu	L		L				
15	ARANDA VENTURA (C)	S	2	1	2			4
17	BOJORQUEZ VILLA	MB	1	6	1			9

IRI - Islamic Rep. of Iran								
No.	Name	Pos	1	2	3	4	5	Pts
2	MOUSAVIGARGARI Mirbabak	WS		17	10			4
4	HAMOODI Hamid	S		13	6			
5	RANJBARZEIDABADI Saeid	OS						
6	TAGHI ZADEH Rahman	MB	2		5			1
7	KARKHANEH Ghasem (C)	WS	4	6	4			6
9	ALLAH VERDIAN Sahand	MB	6	4	2			7
10	HEIDARI Kiavash	OS	3	5	3			8
11	FARHADI Amirhassan	WS			7			3
13	RAMEZANI Ali	S	6	2	4			2
16	DALIRI Mohammad	L	L	L	L			
17	SHAHSAVAND Shayan	WS	1	3	1			4
20	EINISAMAREIN Tayeb	MB	5	1				3

Coach MACIAS ARENAS Jesus Antonio
Assistant Coach LIZARRAGA AGUILAR Efrain Guadalupe /

Coach POUR AROJI Ali
Assistant Coach MOGHDDAMMANESH Mehdi

TEAM AND PLAYER PERFORMANCES

Won	Total Atts	No. Name	Scoring Skills	Won	Total Atts	No. Name
44	75	Total Team	Spike	36	71	Total Team
10	18	6 RUBIO CAMARGO Jose Luis		8	18	10 HEIDARI Kiavash
8	12	17 BOJORQUEZ VILLA		7	10	9 ALLAH VERDIAN Sahand
8	19	8 CARDENAS VALDEZ Jose Angel	Block	5	13	7 KARKHANEH Ghasem
6	27	Total Team		0	25	Total Team
2	5	1 MORENO HERNANDEZ Alejandro				
1	4	15 ARANDA VENTURA				
1	5	8 CARDENAS VALDEZ Jose Angel	Serve	2	63	Total Team
4	73	Total Team		1	10	13 RAMEZANI Ali
2	14	8 CARDENAS VALDEZ Jose Angel		1	9	7 KARKHANEH Ghasem
1	14	1 MORENO HERNANDEZ Alejandro				
1	12	6 RUBIO CAMARGO Jose Luis	Opp. Error	42		Total Team
45		Total Team	Total	80	159	Total Team
99	175	Total Team				
11	32	6 RUBIO CAMARGO Jose Luis	Best Scorer	8	27	10 HEIDARI Kiavash

LEGEND

(C) Team Captain
nn Substitute where nn = shirt number of outgoing pla
MB Middle blocker
OS Opposite hitter
S Setter
n Starting line-up where n= starting position on cour
Atts Attempts
No. Shirt Number
Pos Playing Position
WS Outside hitter
L Substitute Libero
L Libero
Opp Opponent
Pts Points scored



FRI 12 JUL 2019

Start Time 17:30 - End Time 19:00

Match Duration: 1h30

Match Statistics

P3

MEX vs IRI


3 0


Team	Sets	1	2	3	Total
MEX	3	25	25	25	75
IRI	0	23	20	18	61
	Playing Time	28min	26min	25min	1h19


First Refere MICHLICH (POL)

Second Refere CABRERA (ARG)

MEX - Mexico

Scoring Spike	Rk	No.	Name	Spikes	Faults	Shots	Total Attempts	Eff %
	1	12	FUENTES RASCON Mauro Isaac	4	-	1	5	80.00
	2	15	ARANDA VENTURA	3	-	1	4	75.00
	3	17	BOJORQUEZ VILLA	8	-	4	12	66.67
	4	9	PARRA VALENZUELA Victor Manuel	6	1	1	8	62.50
	5	1	MORENO HERNANDEZ Alejandro	5	1	3	9	44.44
	6	6	RUBIO CAMARGO Jose Luis	10	4	4	18	33.33
	7	8	CARDENAS VALDEZ Jose Angel	8	4	7	19	21.05
		3	RAMOS ACEVES Jose Jeronimo	-	-	-	-	-
		4	LOPEZ ARIAS Orlando	-	-	-	-	-
		5	MORAILA QUINTERO Andres	-	-	-	-	-
		10	MUNOZ LABRA Luis Manuel	-	-	-	-	-
		13	CAMPOS CHAVEZ Martin Humberto	-	-	-	-	-
	Limit							
15.00%								
Team Totals				44	10	21	75	45.33

Scoring Block	Rk	No.	Name	Kill Blocks	Faults	Rebounds	Total Attempts	Avg. by Set
	1	1	MORENO HERNANDEZ Alejandro	2	1	2	5	0.67
	2	17	BOJORQUEZ VILLA	1	1	6	8	0.33
	2	8	CARDENAS VALDEZ Jose Angel	1	3	1	5	0.33
	2	15	ARANDA VENTURA	1	1	2	4	0.33
	2	9	PARRA VALENZUELA Victor Manuel	1	1	1	3	0.33
		6	RUBIO CAMARGO Jose Luis	-	2	-	2	-
		3	RAMOS ACEVES Jose Jeronimo	-	-	-	-	-
		4	LOPEZ ARIAS Orlando	-	-	-	-	-
		5	MORAILA QUINTERO Andres	-	-	-	-	-
		10	MUNOZ LABRA Luis Manuel	-	-	-	-	-
		12	FUENTES RASCON Mauro Isaac	-	-	-	-	-
		13	CAMPOS CHAVEZ Martin Humberto	-	-	-	-	-
	Team Totals				6	9	12	27

Scoring Service	Rk	No.	Name	Aces	Faults	Serve Hits	Total Attempts	Avg. by Set
	1	8	CARDENAS VALDEZ Jose Angel	2	4	8	14	0.67
	2	1	MORENO HERNANDEZ Alejandro	1	2	11	14	0.33
	2	6	RUBIO CAMARGO Jose Luis	1	1	10	12	0.33
		9	PARRA VALENZUELA Victor Manuel	-	2	12	14	-
		15	ARANDA VENTURA	-	2	11	13	-
		17	BOJORQUEZ VILLA	-	-	6	6	-
		3	RAMOS ACEVES Jose Jeronimo	-	-	-	-	-
		4	LOPEZ ARIAS Orlando	-	-	-	-	-
		5	MORAILA QUINTERO Andres	-	-	-	-	-
		10	MUNOZ LABRA Luis Manuel	-	-	-	-	-
		12	FUENTES RASCON Mauro Isaac	-	-	-	-	-
		13	CAMPOS CHAVEZ Martin Humberto	-	-	-	-	-
	Team Totals				4	11	58	73

Team	Opponent Errors & Team Faults	45	-		



FRI 12 JUL 2019


Start Time 17:30 - End Time 19:00


Match Duration: 1h30


Match Statistics

P3

MEX - Mexico

Non-Scoring Dig	Rk	No.	Name	Digs	Faults	Receptions	Total Attempts	Avg. by Set
		6	RUBIO CAMARGO Jose Luis	-	2	3	5	
		1	MORENO HERNANDEZ Alejandro	-	2	-	2	
		5	MORAILA QUINTERO Andres	-	2	-	2	
		8	CARDENAS VALDEZ Jose Angel	-	1	1	2	
		15	ARANDA VENTURA	-	1	1	2	
		9	PARRA VALENZUELA Victor Manuel	-	1	-	1	
		10	MUNOZ LABRA Luis Manuel	-	1	-	1	
		13	CAMPOS CHAVEZ Martin Humberto	-	-	1	1	
		17	BOJORQUEZ VILLA	-	-	1	1	
		3	RAMOS ACEVES Jose Jeronimo	-	-	-	-	
		4	LOPEZ ARIAS Orlando	-	-	-	-	
		12	FUENTES RASCON Mauro Isaac	-	-	-	-	
	Team Totals				-	10	7	17

Non-Scoring Set	Rk	No.	Name	Running Sets	Faults	Still Sets	Total Attempts	Avg. by Set
	1	15	ARANDA VENTURA	3	-	29	32	1.00
	2	10	MUNOZ LABRA Luis Manuel	1	-	6	7	0.33
		1	MORENO HERNANDEZ Alejandro	-	-	-	-	
		3	RAMOS ACEVES Jose Jeronimo	-	-	-	-	
		4	LOPEZ ARIAS Orlando	-	-	-	-	
		5	MORAILA QUINTERO Andres	-	-	-	-	
		6	RUBIO CAMARGO Jose Luis	-	-	-	-	
		8	CARDENAS VALDEZ Jose Angel	-	-	-	-	
		9	PARRA VALENZUELA Victor Manuel	-	-	-	-	
		12	FUENTES RASCON Mauro Isaac	-	-	-	-	
		13	CAMPOS CHAVEZ Martin Humberto	-	-	-	-	
		17	BOJORQUEZ VILLA	-	-	-	-	
	Team Totals				4	-	35	39

Non-Scoring Reception	Rk	No.	Name	Excellent	Faults	Serve Receptions	Total Attempts	Succ. %
	1	6	RUBIO CAMARGO Jose Luis	3	-	13	16	18.75
		5	MORAILA QUINTERO Andres	1	-	17	18	
		1	MORENO HERNANDEZ Alejandro	1	1	15	17	
		8	CARDENAS VALDEZ Jose Angel	-	-	1	1	
		17	BOJORQUEZ VILLA	-	1	-	1	
		3	RAMOS ACEVES Jose Jeronimo	-	-	-	-	
		4	LOPEZ ARIAS Orlando	-	-	-	-	
		9	PARRA VALENZUELA Victor Manuel	-	-	-	-	
		10	MUNOZ LABRA Luis Manuel	-	-	-	-	
		12	FUENTES RASCON Mauro Isaac	-	-	-	-	
		13	CAMPOS CHAVEZ Martin Humberto	-	-	-	-	
		15	ARANDA VENTURA	-	-	-	-	
	Limit							
25.00%	Team Totals			5	2	46	53	



FRI 12 JUL 2019


Start Time 17:30 - End Time 19:00


Match Duration: 1h30


Match Statistics

P3

IRI - Islamic Rep. of Iran

Scoring Spike	Rk	No.	Name	Spikes	Faults	Shots	Total Attempts	Eff %	
	1	11	FARHADI Amirhassan	3	-	-	3	100.00	
	2	20	EINISAMAREIN Tayeb	3	-	1	4	75.00	
	3	9	ALLAH VERDIAN Sahand	7	-	3	10	70.00	
	4	17	SHAHSAVAND Shayan	4	1	4	9	33.33	
	5	10	HEIDARI Kiavash	8	4	6	18	22.22	
	6	2	MOUSAVIGARGARI Mirbabak	4	3	-	7	14.29	
		7	KARKHANEH Ghasem	5	5	3	13		
		13	RAMEZANI Ali	1	1	3	5		
		6	TAGHI ZADEH Rahman	1	1	-	2		
		4	HAMOODI Hamid	-	-	-	-		
		5	RANJBARZEIDABADI Saeid	-	-	-	-		
		16	DALIRI Mohammad	-	-	-	-		
	Limit								
	15.00%	Team Totals			36	15	20	71	29.58

Scoring Block	Rk	No.	Name	Kill Blocks	Faults	Rebounds	Total Attempts	Avg. by Set	
		7	KARKHANEH Ghasem	-	3	3	6		
		9	ALLAH VERDIAN Sahand	-	4	2	6		
		20	EINISAMAREIN Tayeb	-	3	2	5		
		13	RAMEZANI Ali	-	-	3	3		
		17	SHAHSAVAND Shayan	-	1	1	2		
		6	TAGHI ZADEH Rahman	-	1	-	1		
		10	HEIDARI Kiavash	-	1	-	1		
		11	FARHADI Amirhassan	-	1	-	1		
		2	MOUSAVIGARGARI Mirbabak	-	-	-	-		
		4	HAMOODI Hamid	-	-	-	-		
		5	RANJBARZEIDABADI Saeid	-	-	-	-		
		16	DALIRI Mohammad	-	-	-	-		
	Team Totals				-	14	11	25	

Scoring Service	Rk	No.	Name	Aces	Faults	Serve Hits	Total Attempts	Avg. by Set	
	1	13	RAMEZANI Ali	1	1	8	10	0.33	
	1	7	KARKHANEH Ghasem	1	1	7	9	0.33	
		9	ALLAH VERDIAN Sahand	-	2	10	12		
		17	SHAHSAVAND Shayan	-	1	8	9		
		10	HEIDARI Kiavash	-	1	7	8		
		20	EINISAMAREIN Tayeb	-	1	4	5		
		6	TAGHI ZADEH Rahman	-	1	3	4		
		2	MOUSAVIGARGARI Mirbabak	-	-	2	2		
		5	RANJBARZEIDABADI Saeid	-	-	2	2		
		11	FARHADI Amirhassan	-	1	1	2		
		4	HAMOODI Hamid	-	-	-	-		
		16	DALIRI Mohammad	-	-	-	-		
	Team Totals				2	9	52	63	0.67

Team	Opponent Errors & Team Faults			
		42	-	



FRI 12 JUL 2019


Start Time 17:30 - End Time 19:00


Match Duration: 1h30


Match Statistics

P3

IRI - Islamic Rep. of Iran

Non-Scoring Dig	Rk	No.	Name	Digs	Faults	Receptions	Total Attempts	Avg. by Set
		13	RAMEZANI Ali	-	1	2	3	
		17	SHAHSAVAND Shayan	-	1	2	3	
		7	KARKHANEH Ghasem	-	-	2	2	
		10	HEIDARI Kiavash	-	1	1	2	
		16	DALIRI Mohammad	-	2	-	2	
		2	MOUSAVIGARGARI Mirbabak	-	1	-	1	
		6	TAGHI ZADEH Rahman	-	1	-	1	
		11	FARHADI Amirhassan	-	1	-	1	
		4	HAMOODI Hamid	-	-	-	-	
		5	RANJBARZEIDABADI Saeid	-	-	-	-	
		9	ALLAH VERDIAN Sahand	-	-	-	-	
		20	EINISAMAREIN Tayeb	-	-	-	-	
Team Totals				-	8	7	15	

Non-Scoring Set	Rk	No.	Name	Running Sets	Faults	Still Sets	Total Attempts	Avg. by Set
	1	13	RAMEZANI Ali	3	-	27	30	1.00
	2	4	HAMOODI Hamid	1	1	3	5	0.50
		2	MOUSAVIGARGARI Mirbabak	-	-	-	-	
		5	RANJBARZEIDABADI Saeid	-	-	-	-	
		6	TAGHI ZADEH Rahman	-	-	-	-	
		7	KARKHANEH Ghasem	-	-	-	-	
		9	ALLAH VERDIAN Sahand	-	-	-	-	
		10	HEIDARI Kiavash	-	-	-	-	
		11	FARHADI Amirhassan	-	-	-	-	
		16	DALIRI Mohammad	-	-	-	-	
		17	SHAHSAVAND Shayan	-	-	-	-	
		20	EINISAMAREIN Tayeb	-	-	-	-	
Team Totals				4	1	30	35	1.33

Non-Scoring Reception	Rk	No.	Name	Excellents	Faults	Serve Receptions	Total Attempts	Succ. %	
	1	17	SHAHSAVAND Shayan	3	-	12	15	20.00	
		16	DALIRI Mohammad	2	-	17	19		
		7	KARKHANEH Ghasem	-	3	14	17		
		11	FARHADI Amirhassan	-	1	2	3		
		2	MOUSAVIGARGARI Mirbabak	-	-	2	2		
		6	TAGHI ZADEH Rahman	-	-	1	1		
		20	EINISAMAREIN Tayeb	-	-	1	1		
		4	HAMOODI Hamid	-	-	-	-		
		5	RANJBARZEIDABADI Saeid	-	-	-	-		
		9	ALLAH VERDIAN Sahand	-	-	-	-		
		10	HEIDARI Kiavash	-	-	-	-		
		13	RAMEZANI Ali	-	-	-	-		
Limit									
25.00%	Team Totals				5	4	49	58	

LEGEND

Avg. Average

Eff. Efficiency

No. Shirt Number

Rk Rank

Suc Success %



FRI 12 JUL 2019
Start Time 14:30

Start List

HKG vs CHN

P1

First Refere HSU (TPE)

Second Refere MICHLICH (POL)

HKG - Hong Kong

Shirt colour White

No.	Name	Shirt Name	Pos.	Han.	Height	Weight	Highest Reac		Date of Birth	Tournament Totals				
							Spike cm	Block cm		Spik	Bloc	Serv	Total	%
6	SO Chun Hin		OS		1.88	76	330	315	12 JUL 1996	54	3	5	62	121.57
7	TANG Bo Yeung		MB		1.83	76	320	310	23 NOV 199	21	4	0	25	49.02
8	LEE Ho Man		L		1.79	70	310	305	11 JUN 1995	0	0	0	0	0
10	KWOK Yin Chun (C)		WS		1.80	73	315	310	24 MAY 199	19	0	0	19	37.25
11	LEUNG Ho Yin		WS		1.84	72	325	310	26 SEP 1998	61	1	1	63	123.53
12	TAI Kam Fung		S		1.85	72	320	310	13 SEP 1994	4	0	1	5	9.80
13	AU Chin To		WS		1.87	92	325	315	13 FEB 1996	15	0	3	18	35.29
15	LAU Chi Wing		S		1.76	68	320	315	23 MAR 199	1	1	0	2	3.92
17	CHEUNG Yi Kit		MB		1.85	72	320	310	16 SEP 1999	5	1	0	6	11.76
18	POON Chi Leung		MB		1.88	74	329	315	30 JAN 1997	24	8	1	33	64.71
20	MAN Chun Hin		WS		1.79	73	322	310	24 OCT 199	0	0	0	0	0
Coac MAK Tsz Shun		Assista												

Phase	Opponent	Sets	Points per Set
Preliminary - Group	CHI	0 - 3	22 - 25, 32 - 34, 18 - 25
Preliminary - Group	TPE	0 - 3	13 - 25, 18 - 25, 17 - 25
Preliminary - Group	UKR	0 - 3	21 - 25, 16 - 25, 21 - 25
Preliminary - Group	CZE	1 - 3	25 - 22, 19 - 25, 18 - 25, 10 - 25
Semifinals 17-20	MEX	1 - 3	25 - 22, 14 - 25, 13 - 25, 21 - 25

CHN - China

Shirt colour Yellow

No.	Name	Shirt Name	Pos.	Han.	Height	Weight	Highest Reac		Date of Birth	Tournament Totals				
							Spike cm	Block cm		Spik	Bloc	Serv	Total	%
1	XU Tonxi		WS		1.95	80	320	310	5 JUL 2000	31	7	2	40	38.10
2	WANG Chen		S		1.95	86	340	320	2 APR 1995	0	0	1	1	0.95
4	LI Tianhao		L		1.83	70			4 MAY 1999	0	0	0	0	0
5	SHENG Hao		MB		2.00	85	315	310	13 FEB 1996	5	0	1	6	5.71
6	REN Jian		WS		2.00	86	315	310	10 JUN 1998	7	1	0	8	7.62
7	WANG Hao		OS		2.00	75	325	340	14 DEC 199	15	6	1	22	20.95
8	LIU Gaoqiang (C)		OS		1.95	85	335	325	12 APR 1994	39	4	0	43	40.95
9	CHEN Huake		WS		1.91	73	320	310	3 JUL 1999	1	0	0	1	0.95
10	WU Pengzhi		WS		2.00	100	308	298	2 MAR 1996	65	7	0	72	68.57
11	FU Xin		S		1.95	80	325	320	24 MAR 199	3	1	4	8	7.62
12	WANG Tianfeng		MB		2.00	82	320	315	1 OCT 1997	5	7	4	16	15.24
17	SHEN Jiixin		WS		2.00	86	320	310	31 JUL 1999	3	0	0	3	2.86
Coac TANG Yi		Assista LIN Minggui												

Phase	Opponent	Sets	Points per Set
Preliminary - Group	USA	2 - 3	25 - 19, 22 - 25, 22 - 25, 25 - 23
Preliminary - Group	RUS	0 - 3	20 - 25, 15 - 25, 15 - 25
Preliminary - Group	POR	0 - 3	22 - 25, 18 - 25, 18 - 25
Preliminary - Group	KOR	0 - 3	23 - 25, 19 - 25, 29 - 31
Semifinals 17-20	IRI	0 - 3	16 - 25, 22 - 25, 19 - 25

LEGEND

% Percentage of total team s (C) Team Captain
F13 Final 13th-14th Pl. **F15** Final 15th-16th Pl. **F17** Final 17th-18th Pl. **F19** Final 19th-20th Pl. **F11** Final 11th-12th Pl.
WS Outside hitter **S17** Semifinals 17-20 **S9-1** Semifinals 9-12 **SF5** Semifinals 5-8 **F3** Bronze-medal Match
SFL Semi-finals



FRI 12 JUL 2019
Start Time 14:30 - End Time 15:45
Match Duration 1h15

Results
P2

HKG vs CHN
3 0

Team	Sets	1	2	3	Total
HKG	3	25	25	25	75
CHN	0	21	23	13	57
	Playing Time	22min	25min	20min	1h7

First Refere HSU (TPE)

Second Refere CHOI (KOR)

HKG - Hong Kong								
No.	Name	Pos	1	2	3	4	5	Pts
6	SO Chun Hin	OS	6	6	6			11
7	TANG Bo Yeung	MB	5	5	5			8
8	LEE Ho Man	L	L	L	L			
10	KWOK Yin Chun (C)	WS	1	1	1			7
11	LEUNG Ho Yin	WS	4	4	4			11
12	TAI Kam Fung	S	3	3	3			3
13	AU Chin To	WS	10	10	10			2
15	LAU Chi Wing	S						
17	CHEUNG Yi Kit	MB						
18	POON Chi Leung	MB	2	2	2			10
20	MAN Chun Hin	WS			11			

CHN - China								
No.	Name	Pos	1	2	3	4	5	Pts
1	XU Tongxi	WS	1	2	1			6
2	WANG Chen	S			11			
4	LI Tianhao	L	L	L	L			
5	SHENG Hao	MB		7				2
6	REN Jian	WS						
7	WANG Hao	OS	2	3	2			3
8	LIU Gaoqiang (C)	OS	4	5	4			5
9	CHEN Huake	WS						
10	WU Pengzhi	WS	3	4	3			11
11	FU Xin	S	6	1	6			
12	WANG Tianfeng	MB	5	6	5			4
17	SHEN Jiaxin	WS			8			2

Coach MAK Tsz Shun
Assistant Coach

Coach TANG Yi
Assistant Coach LIN Minggui

TEAM AND PLAYER PERFORMANCES

Won	Total Atts	No. Name	Scoring Skills	Won	Total Atts	No. Name
34	75	Total Team	Spike	27	54	Total Team
10	23	6 SO Chun Hin		10	16	10 WU Pengzhi
7	19	11 LEUNG Ho Yin		5	9	1 XU Tongxi
7	10	18 POON Chi Leung		5	13	8 LIU Gaoqiang
3	20	Total Team	Block	4	31	Total Team
1	4	7 TANG Bo Yeung		3	11	12 WANG Tianfeng
1	3	11 LEUNG Ho Yin		1	6	7 WANG Hao
1	6	18 POON Chi Leung				
15	74	Total Team	Serve	2	58	Total Team
4	19	10 KWOK Yin Chun		1	13	10 WU Pengzhi
3	8	7 TANG Bo Yeung		1	7	1 XU Tongxi
3	10	11 LEUNG Ho Yin				
55		Total Team	Opp. Error	34		Total Team
107	169	Total Team	Total	67	143	Total Team
11	32	11 LEUNG Ho Yin	Best Scorer	11	33	10 WU Pengzhi

LEGEND

(C) Team Captain
 nn Substitute where nn = shirt number of outgoing player
 MB Middle blocker
 OS Opposite hitter
 S Setter
 n Starting line-up where n= starting position on court
 Atts Attempts
 No. Shirt Number
 Pos Playing Position
 WS Outside hitter
 L Substitute Libero
 Libero
 Opp Opponent
 Pts Points scored



FRI 12 JUL 2019

Start Time 14:30 - End Time 15:45

Match Duration: 1h15

Match Statistics

P3

HKG vs CHN


3 0


Team	Sets	1	2	3	Total
HKG	3	25	25	25	75
CHN	0	21	23	13	57
	Playing Time	22min	25min	20min	1h7


First Refere HSU (TPE)

Second Refere CHOI (KOR)

HKG - Hong Kong

Scoring Spike	Rk	No.	Name	Spikes	Faults	Shots	Total Attempts	Eff %
	1	18	POON Chi Leung	7	-	3	10	70.00
	2	13	AU Chin To	2	-	1	3	66.67
	3	7	TANG Bo Yeung	4	-	5	9	44.44
	4	10	KWOK Yin Chun	3	1	3	7	28.57
	5	6	SO Chun Hin	10	4	9	23	26.09
		11	LEUNG Ho Yin	7	7	5	19	
		12	TAI Kam Fung	1	1	1	3	
		8	LEE Ho Man	-	1	-	1	
		15	LAU Chi Wing	-	-	-	-	
		17	CHEUNG Yi Kit	-	-	-	-	
Limit		20	MAN Chun Hin	-	-	-	-	
15.00%	Team Totals			34	14	27	75	26.67

Scoring Block	Rk	No.	Name	Kill Blocks	Faults	Rebounds	Total Attempts	Avg. by Set
	1	18	POON Chi Leung	1	1	4	6	0.33
	1	7	TANG Bo Yeung	1	1	2	4	0.33
	1	11	LEUNG Ho Yin	1	2	-	3	0.33
		6	SO Chun Hin	-	1	1	2	
		10	KWOK Yin Chun	-	2	-	2	
		13	AU Chin To	-	2	-	2	
		12	TAI Kam Fung	-	1	-	1	
		8	LEE Ho Man	-	-	-	-	
		15	LAU Chi Wing	-	-	-	-	
		17	CHEUNG Yi Kit	-	-	-	-	
	20	MAN Chun Hin	-	-	-	-		
	Team Totals			3	10	7	20	1.00

Scoring Service	Rk	No.	Name	Aces	Faults	Serve Hits	Total Attempts	Avg. by Set
	1	10	KWOK Yin Chun	4	-	15	19	1.33
	2	11	LEUNG Ho Yin	3	1	6	10	1.00
	2	7	TANG Bo Yeung	3	1	4	8	1.00
	4	12	TAI Kam Fung	2	3	8	13	0.67
	4	18	POON Chi Leung	2	1	8	11	0.67
	6	6	SO Chun Hin	1	-	8	9	0.33
		13	AU Chin To	-	1	1	2	
		20	MAN Chun Hin	-	-	2	2	
		8	LEE Ho Man	-	-	-	-	
		15	LAU Chi Wing	-	-	-	-	
	17	CHEUNG Yi Kit	-	-	-	-		
	Team Totals			15	7	52	74	5.00

Team	Opponent Errors & Team Faults	55	-		
------	-------------------------------	----	---	--	--



FRI 12 JUL 2019


Start Time 14:30 - End Time 15:45


Match Duration: 1h15


Match Statistics

P3

HKG - Hong Kong

Non-Scoring Dig	Rk	No.	Name	Digs	Faults	Receptions	Total Attempts	Avg. by Set
		6	SO Chun Hin	-	1	2	3	
		8	LEE Ho Man	-	1	1	2	
		10	KWOK Yin Chun	-	1	-	1	
		11	LEUNG Ho Yin	-	-	1	1	
		12	TAI Kam Fung	-	1	-	1	
		13	AU Chin To	-	-	1	1	
		18	POON Chi Leung	-	-	1	1	
		7	TANG Bo Yeung	-	-	-	-	
		15	LAU Chi Wing	-	-	-	-	
		17	CHEUNG Yi Kit	-	-	-	-	
		20	MAN Chun Hin	-	-	-	-	
	Team Totals				-	4	6	10

Non-Scoring Set	Rk	No.	Name	Running Sets	Faults	Still Sets	Total Attempts	Avg. by Set
		12	TAI Kam Fung	-	1	24	25	
		6	SO Chun Hin	-	-	-	-	
		7	TANG Bo Yeung	-	-	-	-	
		8	LEE Ho Man	-	-	-	-	
		10	KWOK Yin Chun	-	-	-	-	
		11	LEUNG Ho Yin	-	-	-	-	
		13	AU Chin To	-	-	-	-	
		15	LAU Chi Wing	-	-	-	-	
		17	CHEUNG Yi Kit	-	-	-	-	
		18	POON Chi Leung	-	-	-	-	
		20	MAN Chun Hin	-	-	-	-	
	Team Totals				-	1	24	25

Non-Scoring Reception	Rk	No.	Name	Excellent	Faults	Serve Receptions	Total Attempts	Succ. %	
		10	KWOK Yin Chun	-	-	17	17		
		11	LEUNG Ho Yin	-	2	15	17		
		8	LEE Ho Man	-	-	9	9		
		12	TAI Kam Fung	-	-	1	1		
		6	SO Chun Hin	-	-	-	-		
		7	TANG Bo Yeung	-	-	-	-		
		13	AU Chin To	-	-	-	-		
		15	LAU Chi Wing	-	-	-	-		
		17	CHEUNG Yi Kit	-	-	-	-		
		18	POON Chi Leung	-	-	-	-		
		20	MAN Chun Hin	-	-	-	-		
	Limit								
25.00%	Team Totals				-	2	42	44	



FRI 12 JUL 2019


Start Time 14:30 - End Time 15:45


Match Duration: 1h15


Match Statistics

P3

CHN - China

Scoring Spike	Rk	No.	Name	Spikes	Faults	Shots	Total Attempts	Eff %
	1	5	SHENG Hao	2	-	-	2	100.00
	2	12	WANG Tianfeng	1	-	1	2	50.00
	3	10	WU Pengzhi	10	3	3	16	43.75
	4	17	SHEN Jiabin	2	1	1	4	25.00
	5	8	LIU Gaoqiang	5	2	6	13	23.08
	6	1	XU Tongxi	5	3	1	9	22.22
	7	7	WANG Hao	2	1	3	6	16.67
		2	WANG Chen	-	1	-	1	-
		11	FU Xin	-	-	1	1	-
		4	LI Tianhao	-	-	-	-	-
		6	REN Jian	-	-	-	-	-
		9	CHEN Huake	-	-	-	-	-
	Limit							
15.00%	Team Totals			27	11	16	54	29.63

Scoring Block	Rk	No.	Name	Kill Blocks	Faults	Rebounds	Total Attempts	Avg. by Set
	1	12	WANG Tianfeng	3	6	2	11	1.00
	2	7	WANG Hao	1	1	4	6	0.33
		1	XU Tongxi	-	2	2	4	-
		10	WU Pengzhi	-	2	2	4	-
		8	LIU Gaoqiang	-	1	2	3	-
		11	FU Xin	-	1	1	2	-
		5	SHENG Hao	-	1	-	1	-
		2	WANG Chen	-	-	-	-	-
		4	LI Tianhao	-	-	-	-	-
		6	REN Jian	-	-	-	-	-
		9	CHEN Huake	-	-	-	-	-
		17	SHEN Jiabin	-	-	-	-	-
	Team Totals				4	14	13	31

Scoring Service	Rk	No.	Name	Aces	Faults	Serve Hits	Total Attempts	Avg. by Set
	1	10	WU Pengzhi	1	3	9	13	0.33
	1	1	XU Tongxi	1	3	3	7	0.33
		7	WANG Hao	-	1	9	10	-
		11	FU Xin	-	2	8	10	-
		12	WANG Tianfeng	-	1	7	8	-
		8	LIU Gaoqiang	-	1	3	4	-
		5	SHENG Hao	-	-	3	3	-
		17	SHEN Jiabin	-	-	2	2	-
		2	WANG Chen	-	-	1	1	-
		4	LI Tianhao	-	-	-	-	-
		6	REN Jian	-	-	-	-	-
		9	CHEN Huake	-	-	-	-	-
	Team Totals				2	11	45	58

Team	Opponent Errors & Team Faults			
		34	-	



FRI 12 JUL 2019


Start Time 14:30 - End Time 15:45


Match Duration: 1h15


Match Statistics

P3

CHN - China

Non-Scoring Dig	Rk	No.	Name	Digs	Faults	Receptions	Total Attempts	Avg. by Set	
		4	LI Tianhao	-	3	3	6		
		11	FU Xin	-	1	2	3		
		1	XU Tongxi	-	1	1	2		
		10	WU Pengzhi	-	1	1	2		
		12	WANG Tianfeng	-	-	1	1		
		2	WANG Chen	-	-	-	-		
		5	SHENG Hao	-	-	-	-		
		6	REN Jian	-	-	-	-		
		7	WANG Hao	-	-	-	-		
		8	LIU Gaoqiang	-	-	-	-		
		9	CHEN Huake	-	-	-	-		
		17	SHEN Jiabin	-	-	-	-		
	Team Totals				-	6	8	14	

Non-Scoring Set	Rk	No.	Name	Running Sets	Faults	Still Sets	Total Attempts	Avg. by Set	
		11	FU Xin	-	1	16	17		
		2	WANG Chen	-	-	8	8		
		4	LI Tianhao	-	-	1	1		
		1	XU Tongxi	-	-	-	-		
		5	SHENG Hao	-	-	-	-		
		6	REN Jian	-	-	-	-		
		7	WANG Hao	-	-	-	-		
		8	LIU Gaoqiang	-	-	-	-		
		9	CHEN Huake	-	-	-	-		
		10	WU Pengzhi	-	-	-	-		
		12	WANG Tianfeng	-	-	-	-		
		17	SHEN Jiabin	-	-	-	-		
	Team Totals				-	1	25	26	

Non-Scoring Reception	Rk	No.	Name	Excellents	Faults	Serve Receptions	Total Attempts	Succ. %	
		8	LIU Gaoqiang	-	4	23	27		
		4	LI Tianhao	-	4	13	17		
		1	XU Tongxi	-	4	12	16		
		17	SHEN Jiabin	-	2	2	4		
		12	WANG Tianfeng	-	1	1	2		
		2	WANG Chen	-	-	-	-		
		5	SHENG Hao	-	-	-	-		
		6	REN Jian	-	-	-	-		
		7	WANG Hao	-	-	-	-		
		9	CHEN Huake	-	-	-	-		
		10	WU Pengzhi	-	-	-	-		
		11	FU Xin	-	-	-	-		
	Limit	25.00%							
	Team Totals				-	15	51	66	

LEGEND

Avg. Average

Eff. Efficiency

No. Shirt Number

Rk Rank

Suc Success %



Team Roster

As of FRI 12 JUL 2019 at 15:01

ARG - Argentina

No.	Name	Pos.	Han.	Height m / ft	Weight kg / lb	Highest R Spike cm.	Block cm.	Date Birth	University
1	COSULICH MARTINEZ Maria Luz	S		1.70 / 5' 7"	66/146			4 MAR 1996	National University Of La Plata
2	NUNEZ Maria Victoria	MB		1.80 / 5' 11"	69/152			3 AUG 1998	Unlam - Universidad Nacional De La Mata
5	GONZALEZ PEREYRA Ariana	MB		1.84 / 6' 0"	75/165			21 SEP 199	Unlam - Universidad Nacional De La Mata
6	NIEVA Gisela Vanina	OS		1.79 / 5' 10"	78/172			17 AUG 199	Unlam - Universidad Nacional De La Mata
7	CORBALAN Maria De La Paz	WS		1.76 / 5' 9"	68/150			7 NOV 1998	University Of Buenos Aires
8	PICCOLO Sol Ayelen	OS		1.88 / 6' 2"	78/172			11 SEP 199	Unlam - Universidad Nacional De La Mata
9	REINOSO Rosa Elena	WS		1.77 / 5' 10"	76/168			26 MAR 199	National University Of La Plata
10	SORIA Agostina Denisse	WS		1.81 / 5' 11"	70/154			9 OCT 1998	Unlam - Universidad Nacional De La Mata
11	CORREA Florencia Micaela	MB		1.78 / 5' 10"	71/157			5 OCT 1998	Unlam - Universidad Nacional De La Mata
12	VERASIO Irene	WS		1.74 / 5' 9"	63/139			14 JUL 1996	Instituto Superior De Educacion Fisica Nà
13	GERMANIER Sabrina Soledad	S		1.74 / 5' 9"	69/152			7 JUN 1999	National University Of Avellaneda - Undav
14	NIELSON RAMELLA Daniela Veronica	L		1.74 / 5' 9"	64/141			19 FEB 199	Business University Of The Twenty-First
	Team Minimum			1.70 / 5' 10"	63/139				
	Team Average			1.78 / 5' 10"	71/139				
	Team Maximum			1.88 / 5' 10"	78/139				

Uniform Colours

Uniform Colours	Shirt	Shorts
Main	White	
2nd	Blue	

Technical Staff:

Team Head Coach	VINCENTE Maria Laura
Team Assistant Coach	GONZALEZ Sebastian Omar



Team Roster

As of FRI 12 JUL 2019 at 15:01

BRA - Brazil

No.	Name	Pos.	Han.	Height m / ft	Weight kg / lb	Highest R Spike cm.	Block cm.	Date Birth	University
1	OLIVEIRA Verena	WS		1.70 / 5' 7"	57/126			3 NOV 1996	University Of Fortaleza
2	ALECRIM Diana	MB		1.94 / 6' 4"	69/152			22 FEB 199	Unip
3	PENA Gabriella	MB		1.84 / 6' 0"	79/174			28 OCT 199	Unip
4	SILVA Natalia	WS		1.93 / 6' 4"	72/159			31 MAR 199	Unip
5	SOUZA Karina	WS		1.79 / 5' 10"	69/152			30 NOV 199	Unip
8	BRAUN Viviane	WS		1.75 / 5' 9"	66/146			17 OCT 199	Unip
9	MEDEIROS Lyara	S		1.82 / 6' 0"	67/148			19 SEP 199	Unip
11	OLIVEIRA Maria Eduarda	OS		1.86 / 6' 1"	80/176			13 MAY 199	Unip
12	MACHADO Sabrina	OS		1.79 / 5' 10"	72/159			9 APR 1996	Positivo University
13	GALVAO Ana Flavia	S		1.83 / 6' 0"	61/134			8 FEB 1997	Unip
15	SOUZA Paulina	L		1.75 / 5' 9"	62/137			9 JUL 1999	Unip
19	COSTA Linda	MB		1.88 / 6' 2"	85/187			2 SEP 1994	University Of Cruzeiro Do Sul
	Team Minimum			1.70 / 5' 10"	57/126				
	Team Average			1.82 / 5' 10"	70/126				
	Team Maximum			1.94 / 5' 10"	85/126				

Uniform Colours

Uniform Colours	Shirt	Shorts
Main	Blue	
2nd	Yellow	

Technical Staff:

Team Head Coach	GOMES Fernando
Team Assistant Coach	GUIMARAES Michel
Team Physiaterapist	MELO Aristides



Team Roster

As of FRI 12 JUL 2019 at 15:01

CAN - Canada

No.	Name	Pos.	Han.	Height m / ft	Weight kg / lb	Highest R Spike cm.	Block cm.	Date Birth	University
1	BUJAN Cassie	L		1.68 / 5' 6"	60/132	214	211	25 APR 199	University Of Manitoba
2	WALSH Mariah	S		1.70 / 5' 7"	66/146	220	220	9 OCT 1994	University Of Alberta
3	DORMANN Alina	OS		1.85 / 6' 1"	70/154	243	241	8 AUG 1997	University Of Toronto
5	LIVINGSTON Caroline	WS		1.88 / 6' 2"	65/143	243	240	2 APR 1996	Queen'S University
6	MOORE Julie	WS		1.79 / 5' 10'	67/148	229	229	27 SEP 199	Dalhousie University
7	BABIN Maude	WS		1.82 / 6' 0"	70/154	240	237	14 AUG 199	University Of Montreal
8	WHITE Kory	OS		1.80 / 5' 11'	62/137	242	241	23 JAN 199	University Of Alberta
10	HERBIN-BAKER Courtney	S		1.88 / 6' 2"	96/212	238	238	14 JUL 1997	University Of Ottawa
12	VINNELL Beth	MB		1.85 / 6' 1"	85/187	243	242	18 MAR 199	University Of Calgary
13	JARMAN Vanessa	MB		1.88 / 6' 2"	75/165	244	240	25 SEP 199	University Of Alberta
14	VELTMAN Kelsey	MB		1.88 / 6' 2"	77/170	238	237	2 APR 1996	University Of Western Ontario
16	HOWE Hilary	WS		1.86 / 6' 1"	77/170	245	242	16 JUN 199	Trinity Western University
	Team Minimum			1.68 / 5' 10'	60/132	214	211		
	Team Average			1.82 / 5' 10'	73/132	237	235		
	Team Maximum			1.88 / 5' 10'	96/132	245	242		

Uniform Colours

Uniform Colours	Shirt	Shorts
Main	White	
2nd	Red	

Technical Staff:

Team Head Coach	EISLER Laurie
Team Assistant Coach	SCOTT Rick
Team Physioterapist	CHILDS Jen
Team Assistant Coach	RATUSHNIAK Ryan



Team Roster

As of FRI 12 JUL 2019 at 15:01

CHN - China

No.	Name	Pos.	Han.	Height m / ft	Weight kg / lb	Highest R		Date Birth	University
						Spike cm.	Block cm.		
1	CHEN Xiaoqi	WS		1.86 / 6' 1"	66/146	297	305	28 AUG 199	Beihang University
2	HE Qi	OS		1.85 / 6' 1"	74/163	303	300	1 JUL 1996	Beijing Sport University
3	SUN Wenjing	S		1.73 / 5' 8"	64/141	302	300	27 NOV 199	Beijing Sport University
4	JIANG Yiyi	S		1.78 / 5' 10"	70/154	290	290	24 JUN 199	Fudan University
5	SU Yi	MB		1.88 / 6' 2"	72/159	297	300	31 AUG 200	Zhejiang University
6	QIAO Lin	L		1.75 / 5' 9"	68/150	280	280	4 FEB 1996	Beijing Sport University
7	REN Yifei	MB		1.85 / 6' 1"	72/159	303	300	13 JUN 199	Beijing Sport University
8	YU Yinan	WS		1.75 / 5' 9"	65/143	280	280	12 AUG 199	Beijing Sport University
9	HUANG Wenting	MB		1.88 / 6' 2"	80/176	305	380	18 MAR 199	Beijing Sport University
10	CHAI Yiyuan	MB		1.82 / 6' 0"	77/170	208	280	11 FEB 199	Sun Yat-Sen University
11	ZHANG Yixin	OS		1.86 / 6' 1"	71/157	290	290	6 AUG 1997	Shandong Normal University
12	WANG Jingke	WS		1.86 / 6' 1"	69/152	297	309	8 JAN 1999	Beihang University
				Team Minimum	1.73 / 5' 10"	64/141	208	280	
				Team Average	1.82 / 5' 10"	71/141	288	301	
				Team Maximum	1.88 / 5' 10"	80/141	305	380	

Uniform Colours	Shirt	Shorts
Main	Blue	
2nd	Red	
3rd	Yellow	

Technical Staff:

Team Head Coach	LUO Wenshen
Team Assistant Coach	JIANG Wei
Team Doctor	LIANG Yu



Team Roster

As of FRI 12 JUL 2019 at 15:01

CZE - Czech Republic

No.	Name	Pos.	Han.	Height m / ft	Weight kg / lb	Highest R Spike cm.	Block cm.	Date Birth	University
1	BOUSKOVA Sarka	WS		1.80 / 5' 11"	82/181			4 JUL 1995	University Of South Bohemia In Ceske Bu
3	DIATKOVA Tereza	OS		1.83 / 6' 0"	70/154			13 APR 199	Newton College: University Of Applied Bu
4	PESKOVA Veronika	MB		1.64 / 5' 5"	50/110			24 JUL 1994	Vstvs (College Of Physical Education And
5	SVOBODOVA Eva	WS		1.81 / 5' 11"	81/179			6 MAY 1997	Masaryk University
6	SMIDOVA Nicole	S		1.80 / 5' 11"	63/139			20 MAR 199	E. Potting Medical College
7	NECASOVA Michaela	MB		1.89 / 6' 2"	87/192			19 JUL 1999	Vsb - Technical University Of Ostrava
8	SIMANOVA Pavlina	MB		1.85 / 6' 1"	80/176			5 APR 1996	Charles University In Prague
9	NOVA Lucie	WS		1.85 / 6' 1"	68/150			3 MAY 1996	Masaryk University
12	POSPISILOVA Anna	S		1.79 / 5' 10"	67/148			22 MAR 199	Masaryk University
13	KVAPILOVA Katerina	MB		1.87 / 6' 2"	83/183			12 MAY 199	Vsb - Technical University Of Ostrava
17	SLAVIKOVA Tereza	L		1.68 / 5' 6"	64/141			5 AUG 1998	Masaryk University
	Team Minimum			1.64 / 5' 10"	50/110				
	Team Average			1.80 / 5' 10"	72/110				
	Team Maximum			1.89 / 5' 10"	87/110				

Uniform Colours

Uniform Colours	Shirt	Shorts
Main	White	
2nd	Blue	
3rd	Red	

Technical Staff:

Team Head Coach	BEDNAR Lubos
Team Assistant Coach	FOLTYN Ondrej
Physiotherapist	DOUDA Jindrich



Team Roster

As of FRI 12 JUL 2019 at 15:01

GER - Germany

No.	Name	Pos.	Han.	Height m / ft	Weight kg / lb	Highest R Spike cm.	Block cm.	Date Birth	University
3	WILCZEK Natalie	MB		1.90 / 6' 3"	70/154			9 MAR 2000	Srh Hochschule - The Mobile University
5	KASTRUP Liza	WS		1.93 / 6' 4"	83/183			5 OCT 1999	Westphalian Wilhelms University Munster
7	BARBER Nele	WS		1.85 / 6' 1"	75/165			27 OCT 199	California State University
9	ALSMEIER Lina	WS		1.89 / 6' 2"	80/176			29 JUN 200	Srh Hochschule - The Mobile University
11	WESKE Emilia	OS		1.88 / 6' 2"	70/154			26 MAR 200	Srh Hochschule - The Mobile University
13	IMOUDU Denise	S		1.80 / 5' 11"	72/159			14 DEC 199	University Of Applied Sciences Potsdam
14	LOHMANN Elisa	L		1.80 / 5' 11"	69/152			22 JUL 1998	European Distance Education University
15	GLAAB Corina	S		1.85 / 6' 1"	92/203			25 MAY 200	Srh Hochschule - The Mobile University
16	BOCK Linda	WS		1.72 / 5' 8"	60/132			27 MAY 200	Westphalian Wilhelms University Munster
17	WEITZEL Camilla	MB		1.91 / 6' 3"	78/172			11 JUN 200	Srh Hochschule - The Mobile University
18	AMBROSIUS Lea	MB		1.84 / 6' 0"	92/203			22 MAY 200	Srh Hochschule - The Mobile University
19	KELLER Luisa	WS		1.97 / 6' 6"	89/196			25 AUG 200	Srh Hochschule - The Mobile University
	Team Minimum			1.72 / 5' 11"	60/132				
	Team Average			1.86 / 5' 11"	78/132				
	Team Maximum			1.97 / 5' 11"	92/132				

Uniform Colours	Shirt	Shorts
Main	White	
2nd	Red	
3rd	Black	

Technical Staff:

Team Head Coach	WAIBL Alexander
Team Assistant Coach	BITTER Konstantin
Team Assistant Coach	VOELKER Florian
Team Physioterapist	WISST Bodo



Team Roster

As of FRI 12 JUL 2019 at 15:01

HUN - Hungary

No.	Name	Pos.	Han.	Height m / ft	Weight kg / lb	Highest R Spike cm.	Block cm.	Date Birth	University
1	VEZSENYI Adrienn	WS		1.72 / 5' 8"	60/132			15 OCT 199	Eotvos Lorant University
2	TOTH Fruzsina	L		1.63 / 5' 4"	65/143			30 DEC 199	University Of Nyiregyhaza
6	VILLAM Csenge	MB		1.76 / 5' 9"	74/163			23 MAY 199	Semmelweis University
7	ZOLYOMI Rebeka	MB		1.92 / 6' 4"	70/154			6 OCT 1995	Budapest University Of Technology And E
8	TOTH Dalma	WS		1.62 / 5' 4"	63/139			30 DEC 199	University Of Nyiregyhaza
9	CICIC Marija	S		1.84 / 6' 0"	66/146			10 AUG 199	University Of Novi Sad
10	KISS Greta	WS		1.82 / 6' 0"	75/165			6 MAY 1998	Corvinus University Of Budapest
12	RICZKO Gabriella	WS		1.78 / 5' 10"	70/154			31 JUL 1999	Pazmany Peter Catholic University, Buda
13	VILLAM Lilla	OS		1.78 / 5' 10"	76/168			3 JUN 1997	Semmelweis University
14	NEMETH Anett	OS		1.86 / 6' 1"	73/161			13 DEC 199	Coastal Carolina University
16	GYIMES Zsafia	MB		1.82 / 6' 0"	67/148			14 AUG 199	Kansas State University
17	BLEICHER Reka	S		1.87 / 6' 2"	69/152			15 OCT 199	Budapest Business School
	Team Minimum			1.62 / 5' 10"	60/132				
	Team Average			1.79 / 5' 10"	69/132				
	Team Maximum			1.92 / 5' 10"	76/132				

Uniform Colours	Shirt	Shorts
Main	White	
2nd	Green	
3rd	Red	

Technical Staff:

Team Head Coach	LEISZT Mate
Team Assistant Coach	BOCZ David
Team Physioterapist	BOZOKI Marcell



Team Roster

As of FRI 12 JUL 2019 at 15:01

ITA - Italy

No.	Name	Pos.	Han.	Height m / ft	Weight kg / lb	Highest R Spike cm.	Block cm.	Date Birth	University
2	MOLINARO Beatrice	MB		1.80 / 5' 11"	78/172			15 JUN 199	University Of Trieste
3	CAMBI Carlotta	S		1.80 / 5' 11"	76/168			28 MAY 199	Bio-Medical Campus University Of Rome
4	BOSIO Francesca	S		1.80 / 5' 11"	76/168			7 AUG 1997	University Of Macerata
5	NAPODANO Francesca	WS		1.80 / 5' 11"	70/154			17 JAN 199	San Raffaele University Rome
7	BERTI Beatrice	MB		1.78 / 5' 10"	68/150			12 JAN 199	Bio-Medical Campus University Of Rome
8	NICOLETTI Anna	OS		1.87 / 6' 2"	76/168			3 JAN 1996	San Raffaele University Rome
9	VILLANI Francesca	WS		1.80 / 5' 11"	75/165			30 MAY 199	University Of Novedrate - Ecampus
10	DE BORTOLI Chiara	L		1.82 / 6' 0"	69/152			28 JUL 1997	Ca' Foscari University Of Venice
12	ANGELINA Giulia	WS		1.85 / 6' 1"	72/159			26 FEB 199	University Of Turin
13	PERINELLI Elena	WS		1.78 / 5' 10"	76/168			27 JUN 199	San Raffaele University Rome
14	BOTEZAT Alexandra	MB		1.87 / 6' 2"	80/176			3 AUG 1998	San Raffaele University Rome
15	NWAKALOR Sylvia Chinelo	WS		1.80 / 5' 11"	76/168			12 AUG 199	San Raffaele University Rome
	Team Minimum			1.78 / 5' 10"	68/150				
	Team Average			1.81 / 5' 10"	74/150				
	Team Maximum			1.87 / 5' 10"	80/150				

Uniform Colours

Uniform Colours	Shirt	Shorts
Main	White	
2nd	Blue	
3rd	Blue	

Technical Staff:

Team Head Coach	PAGLIALUNGA Marco
Team Assistant Coach	PIRAGNOLI Luca
Team Doctor	BENENTI Claudio
Team Physioterapist	MANZONI Francesco



Team Roster

As of FRI 12 JUL 2019 at 15:01

JPN - Japan

No.	Name	Pos.	Han.	Height m / ft	Weight kg / lb	Highest R		Date Birth	University
						Spike cm.	Block cm.		
1	INOUE Arisa	WS		1.78 / 5' 10"	66/146	303	285	8 MAY 1995	University Of Tsukuba
2	SUGI Ayaka	MB		1.78 / 5' 10"	73/161	300	290	14 FEB 199	Tokyo Women'S College Of Physical Edu
3	SAWADA Yuka	S		1.59 / 5' 3"	57/126	273	268	14 AUG 199	Tohoku Fukushi University
4	FURUYA Chinami	WS		1.73 / 5' 8"	65/143	297	280	20 APR 199	Shoin University
5	SADAKANE Riho	WS		1.70 / 5' 7"	67/148	286	276	13 APR 199	Tokai University
6	TAKASO Minami	WS		1.64 / 5' 5"	57/126	301	279	8 AUG 1996	Chukyo University
7	OIKAWA Mayu	MB		1.75 / 5' 9"	60/132	299	290	26 JUN 199	Aoyama Gakuin University
8	TANAKA Saki	OS		1.69 / 5' 7"	57/126	296	274	21 SEP 199	Chukyo University
9	MATSUI Tamaki	S		1.70 / 5' 7"	63/139	280	275	10 JAN 199	Japan Women'S College Of Physical Edu
10	YOKOTA Mami	MB		1.77 / 5' 10"	62/137	294	286	10 DEC 199	Tokai University
11	SHIMA Mikoto	OS		1.75 / 5' 9"	65/143	292	275	18 JAN 199	Juntendo University
12	IKEYA Yuka	L		1.56 / 5' 1"	55/121	260	255	27 DEC 199	Nippon Sport Science University
				Team Minimum	1.56 / 5' 1"	55/121	260	255	
				Team Average	1.70 / 5' 1"	62/121	290	278	
				Team Maximum	1.78 / 5' 1"	73/121	303	290	

Uniform Colours	Shirt	Shorts
Main	White	
2nd	Red	
3rd	Black	

Technical Staff:

Team Head Coach	NEMOTO Ken
Team Assistant Coach	YUZAWA Yoshitaka
Team Assistant Coach	KOMATA Miki
Team Doctor	SHIRAKAWA Nobuyuki
Team Physioterapist	YAMAKI Toshihiko



Team Roster

As of FRI 12 JUL 2019 at 15:01

MEX - Mexico

No.	Name	Pos.	Han.	Height m / ft	Weight kg / lb	Highest R Spike cm.	Block cm.	Date Birth	University
1	GONZALEZ GUZMAN Mitzy Natalia	WS		1.74 / 5' 9"	73/161			3 AUG 1997	Autonomous University Of Sinaloa
3	NIETO GOMEZ Ana Gabriela	MB		1.68 / 5' 6"	56/123			18 JAN 199	University Of The Valley Of Mexico
6	MIRELES VALDES Karla Daniela	WS		1.70 / 5' 7"	68/150			25 JAN 200	Autonomous University Of Nuevo Leon
7	VALDEZ LIZARRAGA Diana Gabriela	L		1.77 / 5' 10"	64/141			11 JAN 199	Autonomous University Of Sinaloa
8	ALVAREZ RAMIREZ Christian Daianne	MB		1.68 / 5' 6"	60/132			19 APR 199	Cetys University
9	BOJORQUEZ RUIZ Miriam Arleth	WS		1.70 / 5' 7"	60/132			14 DEC 199	Autonomous University Of Sinaloa
10	MACIAS CASTANEDA Valeria	OS		1.68 / 5' 6"	63/139			18 JAN 200	Autonomous University Of Nuevo Leon
11	KUTHY RODRIGUEZ Ana Paula Veronica	S		1.78 / 5' 10"	78/172			25 AUG 199	Anahuac University Of Queretaro
13	CERVANTES MOLINA Karla Alejandra	OS		1.67 / 5' 6"	60/132			23 JUL 1997	University Of Guadalajara
14	LOPEZ ESTRADA Assul Dayana	OS		1.65 / 5' 5"	56/123			29 NOV 199	Autonomous University Of Sinaloa
15	RIVERA HERRERA Karen Paola	S		1.70 / 5' 7"	60/132			22 MAY 199	Institute Of Higher Studies Of Chihuahua
16	LOPEZ GIL Deyanira	S		1.72 / 5' 8"	70/154			21 JUN 199	Institute Of Higher Studies Of Chihuahua
	Team Minimum			1.65 / 5' 10"	56/123				
	Team Average			1.71 / 5' 10"	64/123				
	Team Maximum			1.78 / 5' 10"	78/123				

Uniform Colours **Shirt** **Shorts**

Main White
2nd Green

Technical Staff:

Team Head Coach RUIZ JUAREZ Migdalel
Team Assistant Coach MURGUIA VELAZQUEZ Eduardo
Team Doctor MONDRAGON Tonatiuh
Team Doctor BARRON Carlos Enrique



Team Roster

As of FRI 12 JUL 2019 at 15:01

RUS - Russia

No.	Name	Pos.	Han.	Height m / ft	Weight kg / lb	Highest R		Date Birth	University
						Spike cm.	Block cm.		
2	SMIRNOVA Kseniia	WS		1.90 / 6' 3"	75/165	305	300	24 APR 199	Nizhny Novgorod State University Named
4	SPERSKAITE Angelina	WS		1.87 / 6' 2"	72/159	305	295	11 FEB 199	Tambov State University Named After G.
5	STALNAYA Anastasia	WS		1.91 / 6' 3"	77/170	306	298	6 JAN 1998	Russian State University For Physical Edu
6	KURNOSOVA Kristina	L		1.76 / 5' 9"	69/152	288	278	17 JUN 199	Russian State University For Physical Edu
7	ZAYTSEVA Valeriya	MB		1.90 / 6' 3"	70/154			24 MAR 199	Smolensk State Academy Of Physical Ed
9	RUSSU Viktroriia	OS		1.95 / 6' 5"	72/159	311	305	16 FEB 199	Smolensk State Academy Of Physical Ed
10	EVDOKIMOVA Ekaterina	MB		1.93 / 6' 4"	72/159	306	285	10 SEP 199	Smolensk State Academy Of Physical Ed
11	NOVIK Elena	S		1.82 / 6' 0"	67/148	295	290	23 MAR 199	Smolensk State Academy Of Physical Ed
12	RYSEVA Daria	S		1.75 / 5' 9"	66/146	282	266	5 MAR 1998	Ural State University Of Physical Educatio
14	LAZAREVA Anna	OS		1.91 / 6' 3"	70/154	306	285	31 JAN 199	Tambov State University Named After G.
15	ZUBAREVA Olga	MB		1.90 / 6' 3"	75/165	305	297	8 NOV 1998	Smolensk State Academy Of Physical Ed
16	VOROBYEVA Maria	WS		1.85 / 6' 1"	79/174	306	288	24 FEB 199	Russian State University For Physical Edu
				Team Minimum	1.75 / 5' 9"	66/146			
				Team Average	1.87 / 5' 9"	72/146	276	266	
				Team Maximum	1.95 / 5' 9"	79/146	311	305	

Uniform Colours

Uniform Colours	Shirt	Shorts
Main	White	
2nd	Blue	
3rd	Red	

Technical Staff:

Team Assistant Coach	VORONKOV Andrey
Team Assistant Coach	CHURIKOV Dmitrii
Team Assistant Coach	KUZIN Fedor
Team Physioterapist	OKOLOV Eduard



Team Roster

As of FRI 12 JUL 2019 at 15:01

SUI - Switzerland

No.	Name	Pos.	Han.	Height m / ft	Weight kg / lb	Highest R		Date Birth	University
						Spike cm.	Block cm.		
1	LENGWEILER Julie	OS		1.87 / 6' 2"	74/163	310	300	6 NOV 1998	Swiss Federal Institute Of Sport Maggling
3	ZAUGG Livia	WS		1.80 / 5' 11"	69/152	295	285	29 JAN 199	University Of Applied Sciences And Arts
4	SCHOTTROFF Gabi	MB		1.92 / 6' 4"	78/172	310	280	8 FEB 1997	Hamburg University Of Applied Sciences
6	MATTER Madlaina	MB		1.83 / 6' 0"	64/141	309	290	19 OCT 199	University Of Basel
8	STORCK Maja	OS		1.84 / 6' 0"	75/165	315	295	8 OCT 1998	Swiss Federal Institute Of Sport Maggling
9	BRUNNER Sarina	WS		1.78 / 5' 10"	64/141	298	285	8 JUL 1997	Hamburg University Of Applied Sciences
10	SULSER Samira Stephanie	MB		1.87 / 6' 2"	65/143	305	290	22 DEC 199	Swiss Federal Institute Of Sport Maggling
11	TROSCH Sarah	S		1.76 / 5' 9"	70/154	280	270	28 SEP 199	Swiss Federal Institute Of Sport Maggling
12	KNUTTI Flavia	L		1.72 / 5' 8"	60/132	279	250	13 JAN 199	University Of Northwestern Ohio
13	STAFFELBACH Xenia	MB		1.83 / 6' 0"	72/159	293	287	16 MAR 199	University Of Neuchatel
15	PETITAT Chiara	L		1.80 / 5' 11"	75/165	298	288	4 AUG 2000	Hamburg University Of Applied Sciences
20	WASSNER Olivia	S		1.83 / 6' 0"	70/154	297	290	22 MAR 199	American University
				Team Minimum	1.72 / 5' 10"	60/132	279	250	
				Team Average	1.82 / 5' 10"	70/132	299	284	
				Team Maximum	1.92 / 5' 10"	78/132	315	300	

Uniform Colours

Uniform Colours	Shirt	Shorts
Main	White	
2nd	Red	
3rd	Black	

Technical Staff:

Team Head Coach	LIPPUNER Timothy
Team Assistant Coach	SCHREIER Jurgen
Team Physioterapist	THIESMEYER Benjamin



Team Roster

As of FRI 12 JUL 2019 at 15:01

THA - Thailand

No.	Name	Pos.	Han.	Height m / ft	Weight kg / lb	Highest R Spike cm.	Block cm.	Date Birth	University
1	KANSATTRU Ruchisaya	L		1.59 / 5' 3"	61/134			12 SEP 200	Rangsit University
2	NILAPA Chatsuda	WS		1.70 / 5' 7"	70/154			11 DEC 199	North-Eastern University
3	JARAT Hathairat	MB		1.81 / 5' 11"	69/152			9 FEB 1996	Sripatum University
7	SITTISAD Patcharapom	WS		1.64 / 5' 5"	58/128			20 FEB 199	Rattana Bundit University
8	KAMULTHALA Kaewkalaya	MB		1.78 / 5' 10"	69/152			7 AUG 1994	North-Eastern University
10	AEKPATCHA Kantima	OS		1.74 / 5' 9"	60/132			5 SEP 1999	Dhurakij Pundit University
11	LAOLAEM Aurairat	S		1.68 / 5' 6"	60/132			4 JUL 1999	North-Eastern University
12	PHOCHAROEN Sineenat	OS		1.73 / 5' 8"	64/141			19 MAY 199	Rattana Bundit University
13	PINSUWAN Khatthalee	WS		1.70 / 5' 7"	69/152			30 OCT 199	North-Eastern University
16	PANKAEW Parinya	S		1.70 / 5' 7"	64/141			27 DEC 199	Rattana Bundit University
17	SANGPAN Sasiwimol	MB		1.76 / 5' 9"	64/141			27 JAN 199	Rattana Bundit University
19	PROMNOK Arisa	WS		1.63 / 5' 4"	57/126			9 OCT 1997	Kasetsart University
	Team Minimum			1.59 / 5' 10"	57/126				
	Team Average			1.70 / 5' 10"	64/126				
	Team Maximum			1.81 / 5' 10"	70/126				

Uniform Colours

Uniform Colours	Shirt	Shorts
Main	White	
2nd	Blue	

Technical Staff:

Team Head Coach	JAMJANG Nipon
Team Assistant Coach	TANEE Tossapon
Team Doctor	LORPRAYOON Ead



Team Roster

As of FRI 12 JUL 2019 at 15:01

TPE - Chinese Taipei

No.	Name	Pos.	Han.	Height m / ft	Weight kg / lb	Highest R Spike cm.	Block cm.	Date Birth	University
1	LAI Xiang-Chen	L		1.53 / 5' 0"	53/117			19 MAR 199	National Taiwan Normal University
2	CHANG Li-Wen	OS		1.76 / 5' 9"	63/139			27 FEB 199	National Taiwan Normal University
3	TSENG Wan-Ling	MB		1.71 / 5' 7"	65/143			13 MAY 199	Cheng Shiu University
4	LO Yi-Ching	WS		1.60 / 5' 3"	58/128			16 SEP 199	National Taiwan Normal University
7	HUANG Hsin-Yu	MB		1.79 / 5' 10"	63/139			25 FEB 199	Cheng Shiu University
8	CHIU Ya-Hui	MB		1.81 / 5' 11"	69/152			4 APR 1998	National Taiwan Normal University
9	CHEN Jia-Man	S		1.70 / 5' 7"	63/139			27 JUL 1999	University Of Taipei
12	LIAO Yi-Jen	S		1.64 / 5' 5"	54/119			8 JUN 1997	National Taiwan Normal University
13	TSAI Qin-Yao	OS		1.77 / 5' 10"	77/170			20 SEP 199	University Of Taipei
15	LIN Shu-Ho	WS		1.68 / 5' 6"	63/139			6 FEB 1999	Providence University
16	CHEN Tzu-Ya	WS		1.77 / 5' 10"	63/139			26 AUG 199	National Taiwan Normal University
20	LIU Shuang-Ling	WS		1.75 / 5' 9"	67/148			4 APR 2000	National Kaohsiung Normal University
	Team Minimum			1.53 / 5' 0"	53/117				
	Team Average			1.71 / 5' 0"	63/117				
	Team Maximum			1.81 / 5' 0"	77/117				

Uniform Colours

Uniform Colours	Shirt	Shorts
Main	White	
2nd	Blue	
3rd	Red	

Technical Staff:

Team Head Coach	TSUZURABARA Koji
Team Assistant Coach	CHENG Ming-Feng
Team Assistant Coach	LIU Li-Fang
Team Physioterapist	HSU Shu-Ting



Team Roster

As of FRI 12 JUL 2019 at 15:01

UKR - Ukraine

No.	Name	Pos.	Han.	Height m / ft	Weight kg / lb	Highest R		Date Birth	University
						Spike cm.	Block cm.		
1	DUDNYK Kateryna	WS		1.88 / 6' 2"	80/176	310	295	30 DEC 199	Kharkiv State Institute Of Physical Educati
2	KARPETS Diana	MB		1.90 / 6' 3"	72/159	310	290	6 AUG 1996	Kharkiv State Institute Of Physical Educati
3	MAZENKO Maryna	MB		1.84 / 6' 0"	74/163	295	280	7 MAY 1998	Ternopil National Economic University
4	ZHULA Hanna	WS		1.83 / 6' 0"	66/146	300	285	3 MAY 1997	Chernihiv State T.G. Shevchenko Pedago
5	MILENKO Oleksandra	WS		1.80 / 5' 11"	67/148	300	285	29 JUN 199	Ternopil National Economic University
6	DUDENOK Daria	L		1.68 / 5' 6"	51/112	245	235	10 MAY 200	National Academy Of State Tax Service O
7	MIRCHEVA Anhelina	S		1.82 / 6' 0"	69/152	290	270	23 JAN 199	Kharkiv State Institute Of Physical Educati
9	BOYKO Yuliya	WS		1.76 / 5' 9"	67/148	290	270	2 APR 1998	Kharkiv State Institute Of Physical Educati
10	YEFREMENKO Anna	OS		1.90 / 6' 3"	78/172	305	290	16 OCT 199	Ternopil National Economic University
12	FRANKEVYCH Diana	WS		1.87 / 6' 2"	67/148	300	285	21 MAR 199	Lviv State University Of Physical Educatio
17	MAIEVSKA Anastasiia	MB		1.90 / 6' 3"	74/163	300	290	6 JAN 2001	National University Of Physical Education
18	NAPALKOVA Olena	S		1.84 / 6' 0"	65/143	290	270	17 AUG 199	Zaporizhzhya National Technical Universit
				Team Minimum	1.68 / 5' 11"	51/112	245	235	
				Team Average	1.83 / 5' 11"	69/112	295	279	
				Team Maximum	1.9 / 5' 11"	80/112	310	295	

Uniform Colours

Shirt	Blue
Shorts	Black

Technical Staff:

Team Head Coach	ROMANOVYCH Andriy
Team Assistant Coach	MELIUSHKYN Danylo
Team Assistant Coach	TSYLIURA Oleksandr



Team Roster

As of FRI 12 JUL 2019 at 15:01

USA - United States

No.	Name	Pos.	Han.	Height m / ft	Weight kg / lb	Highest R Spike cm.	Block cm.	Date Birth	University
1	FITZMORRIS Audriana Margaret	OS		1.98 / 6' 6"	86/190			30 OCT 199	Stanford University
2	SAMEDY Stephanie	OS		1.88 / 6' 2"	83/183			27 SEP 199	University Of Minnesota-Twin Cities
3	BROWN Diana Elizabeth	S		1.82 / 6' 0"	68/150			14 SEP 199	University Of Illinois At Urbana - Champai
4	DILFER Victoria Belle	S		1.77 / 5' 10"	72/159			26 FEB 199	University Of Louisville
5	ESCHENBERG Kennedy Mykel	MB		1.95 / 6' 5"	77/170			4 APR 1998	Brigham Young University
6	GATES Madeleine Randel	MB		1.90 / 6' 3"	76/168			30 OCT 199	University Of California Los Angeles
7	NIECE Avalyn Keli	MB		1.82 / 6' 0"	83/183			10 JUL 1998	The University Of Washington In Seattle
8	BARNES Lauren Margaret	L		1.67 / 5' 6"	65/143			29 JUN 199	University Of Minnesota-Twin Cities
9	BAJEMA Kara Jane (C)	WS		1.88 / 6' 2"	81/179			24 MAR 199	The University Of Washington In Seattle
10	KUYAVA-DE BERG Kylie Marie	WS		1.93 / 6' 4"	86/190			30 MAR 199	University Of Missouri-Columbia
11	ROLLINS Adanna Lauran	WS		1.83 / 6' 0"	66/146			10 OCT 199	University Of Minnesota-Twin Cities
12	MC CLURE Meghan Shea	WS		1.82 / 6' 0"	72/159			19 AUG 199	Stanford University
	Team Minimum			1.67 / 5' 10"	65/143				
	Team Average			1.85 / 5' 10"	76/143				
	Team Maximum			1.98 / 5' 10"	86/143				

Uniform Colours

Uniform Colours	Shirt	Shorts
Main	White	
2nd	Red	

Technical Staff:

Team Head Coach	COOK Robert
Team Assistant Coach	LAUNIERE Elizabeth
Physiotherapist	MARION Margaret
Team Assistant Coach	KELLY William Timothy





Cumulative Statistics by Skill


As of FRI 12 JUL 2019 at 22:49

ARG - Argentina

Including Game 48

Scoring Spike	No.	Name	Spikes	Faults	Shots	Total Attempts	Eff. %	
	8	PICCOLO Sol Ayelen	92	29	108	229	27.51	
	11	CORREA Florencia Micaela	21	9	19	49	24.49	
	9	REINOSO Rosa Elena	42	14	65	121	23.14	
	6	NIEVA Gisela Vanina	4	2	3	9	22.22	
	12	VERASIO Irene	69	35	65	169	20.12	
	10	SORIA Agostina Denisse	16	7	31	54	16.67	
	13	GERMANIER Sabrina Soledad	2	-	10	12	16.67	
	5	GONZALEZ PEREYRA Ariana	8	5	14	27	11.11	
	2	NUNEZ Maria Victoria	16	11	20	47	10.64	
	7	CORBALAN Maria De La Paz	12	9	19	40	7.50	
	1	COSULICH MARTINEZ Maria Luz	-	1	1	2	-49.99	
	14	NIELSON RAMELLA Daniela Veronica	-	-	-	-	-	
	Team Totals			282	122	355	759	21.08

Scoring Block	No.	Name	Kill Blocks	Faults	Rebounds	Total Attempts	Avg. by Set	
	5	GONZALEZ PEREYRA Ariana	7	15	17	39	0.54	
	2	NUNEZ Maria Victoria	8	15	16	39	0.53	
	9	REINOSO Rosa Elena	8	4	16	28	0.44	
	11	CORREA Florencia Micaela	9	23	23	55	0.39	
	12	VERASIO Irene	8	9	10	27	0.38	
	13	GERMANIER Sabrina Soledad	5	2	10	17	0.28	
	8	PICCOLO Sol Ayelen	5	13	16	34	0.22	
	7	CORBALAN Maria De La Paz	1	2	2	5	0.13	
	10	SORIA Agostina Denisse	1	3	4	8	0.09	
	1	COSULICH MARTINEZ Maria Luz	-	5	12	17	0.00	
	14	NIELSON RAMELLA Daniela Veronica	-	-	3	3	0.00	
	6	NIEVA Gisela Vanina	-	1	2	3	0.00	
	Team Totals			52	99	131	282	2.26

Scoring Service	No.	Name	Aces	Faults	Serve Hits	Total Attempts	Avg. by Set	
	9	REINOSO Rosa Elena	7	1	49	57	0.39	
	11	CORREA Florencia Micaela	8	9	74	91	0.35	
	10	SORIA Agostina Denisse	3	1	25	29	0.27	
	1	COSULICH MARTINEZ Maria Luz	3	4	25	32	0.25	
	12	VERASIO Irene	5	7	56	68	0.24	
	8	PICCOLO Sol Ayelen	5	5	67	77	0.22	
	13	GERMANIER Sabrina Soledad	4	4	47	55	0.22	
	7	CORBALAN Maria De La Paz	1	2	13	16	0.13	
	2	NUNEZ Maria Victoria	1	5	33	39	0.07	
	5	GONZALEZ PEREYRA Ariana	-	3	20	23	0.00	
	14	NIELSON RAMELLA Daniela Veronica	-	-	-	-	0.00	
	6	NIEVA Gisela Vanina	-	-	-	-	0.00	
	Team Totals			37	41	409	487	1.61

Team	Opponent Errors & Team Faults
	331





Cumulative Statistics by Skill


As of FRI 12 JUL 2019 at 22:49

ARG - Argentina

Including Game 48

Non-Scoring Dig	No.	Name	Aces	Faults	Serve	Total Attempts	Avg. by Set	
	14	NIELSON RAMELLA Daniela Veronica	22	28	41	91	3.67	
	12	VERASIO Irene	16	8	33	57	0.76	
	1	COSULICH MARTINEZ Maria Luz	3	3	7	13	0.25	
	9	REINOSO Rosa Elena	3	9	20	32	0.17	
	11	CORREA Florencia Micaela	3	1	8	12	0.13	
	13	GERMANIER Sabrina Soledad	2	8	19	29	0.11	
	8	PICCOLO Sol Ayelen	2	11	26	39	0.09	
	5	GONZALEZ PEREYRA Ariana	-	2	4	6	0.00	
	2	NUNEZ Maria Victoria	-	6	7	13	0.00	
	6	NIEVA Gisela Vanina	-	-	-	-	0.00	
	10	SORIA Agostina Denisse	-	4	10	14	0.00	
	7	CORBALAN Maria De La Paz	-	2	4	6	0.00	
	Team Totals			51	82	179	312	2.22

Non-Scoring Set	No.	Name	Running Sets	Faults	Still Sets	Total Attempts	Avg. by Set	
	1	COSULICH MARTINEZ Maria Luz	92	2	41	135	7.67	
	13	GERMANIER Sabrina Soledad	133	2	133	268	7.39	
	14	NIELSON RAMELLA Daniela Veronica	17	-	16	33	2.83	
	12	VERASIO Irene	2	-	3	5	0.10	
	8	PICCOLO Sol Ayelen	2	-	6	8	0.09	
	5	GONZALEZ PEREYRA Ariana	1	-	1	2	0.08	
	9	REINOSO Rosa Elena	1	-	11	12	0.06	
	11	CORREA Florencia Micaela	1	1	3	5	0.04	
	2	NUNEZ Maria Victoria	-	-	-	-	0.00	
	6	NIEVA Gisela Vanina	-	-	-	-	0.00	
	10	SORIA Agostina Denisse	-	-	1	1	0.00	
	7	CORBALAN Maria De La Paz	-	-	1	1	0.00	
	Team Totals			249	5	216	470	10.83

Non-Scoring Reception	No.	Name	Excellents	Faults	Serve Reception	Total Attempts	Succ. %	
	14	NIELSON RAMELLA Daniela Veronica	39	6	60	105	37.14	
	12	VERASIO Irene	53	12	106	171	30.99	
	9	REINOSO Rosa Elena	26	11	60	97	26.80	
	11	CORREA Florencia Micaela	1	1	2	4	25.00	
	10	SORIA Agostina Denisse	13	3	43	59	22.03	
	7	CORBALAN Maria De La Paz	2	2	11	15	13.33	
	5	GONZALEZ PEREYRA Ariana	-	-	1	1	0.00	
	8	PICCOLO Sol Ayelen	-	-	1	1	0.00	
	2	NUNEZ Maria Victoria	-	1	3	4	0.00	
	13	GERMANIER Sabrina Soledad	-	-	1	1	0.00	
	1	COSULICH MARTINEZ Maria Luz	-	-	-	-	-	
	6	NIEVA Gisela Vanina	-	-	-	-	-	
	Team Totals			134	36	288	458	29.26





Cumulative Statistics by Skill


As of FRI 12 JUL 2019 at 22:49

BRA - Brazil

Including Game 48

Scoring Spike	No.	Name	Spikes	Faults	Shots	Total Attempts	Eff. %	
	3	PENA Gabriella	2	-	2	4	50.00	
	1	OLIVEIRA Verena	2	-	2	4	50.00	
	2	ALECRIM Diana	41	12	24	77	37.66	
	19	COSTA Linda	28	8	21	57	35.09	
	9	MEDEIROS Lyara	8	2	8	18	33.33	
	11	OLIVEIRA Maria Eduarda	29	6	48	83	27.71	
	12	MACHADO Sabrina	71	29	62	162	25.93	
	8	BRAUN Viviane	10	5	7	22	22.73	
	4	SILVA Natalia	50	24	64	138	18.84	
	5	SOUZA Karina	30	21	58	109	8.26	
	13	GALVAO Ana Flavia	-	-	1	1	0.00	
	15	SOUZA Paulina	-	-	-	-	-	
	Team Totals			271	107	297	675	24.30

Scoring Block	No.	Name	Kill Blocks	Faults	Rebounds	Total Attempts	Avg. by Set	
	2	ALECRIM Diana	21	21	32	74	1.00	
	19	COSTA Linda	14	11	17	42	0.70	
	9	MEDEIROS Lyara	8	7	8	23	0.40	
	5	SOUZA Karina	5	4	5	14	0.29	
	12	MACHADO Sabrina	4	10	9	23	0.20	
	11	OLIVEIRA Maria Eduarda	3	1	2	6	0.17	
	4	SILVA Natalia	2	12	13	27	0.10	
	3	PENA Gabriella	-	-	2	2	0.00	
	1	OLIVEIRA Verena	-	-	-	-	0.00	
	13	GALVAO Ana Flavia	-	1	1	2	0.00	
	8	BRAUN Viviane	-	3	-	3	0.00	
	15	SOUZA Paulina	-	-	4	4	0.00	
	Team Totals			57	82	93	232	2.71

Scoring Service	No.	Name	Aces	Faults	Serve Hits	Total Attempts	Avg. by Set	
	5	SOUZA Karina	5	5	53	63	0.29	
	19	COSTA Linda	4	4	61	69	0.20	
	9	MEDEIROS Lyara	4	5	74	83	0.20	
	8	BRAUN Viviane	2	2	17	21	0.18	
	12	MACHADO Sabrina	3	6	44	53	0.15	
	2	ALECRIM Diana	3	6	69	78	0.14	
	11	OLIVEIRA Maria Eduarda	2	1	22	25	0.11	
	4	SILVA Natalia	2	7	51	60	0.10	
	3	PENA Gabriella	-	1	4	5	0.00	
	1	OLIVEIRA Verena	-	1	6	7	0.00	
	13	GALVAO Ana Flavia	-	3	9	12	0.00	
	15	SOUZA Paulina	-	-	-	-	0.00	
	Team Totals			25	41	410	476	1.19

Team	Opponent Errors & Team Faults	255	0
-------------	--	-----	---





Cumulative Statistics by Skill


As of FRI 12 JUL 2019 at 22:49

BRA - Brazil

Including Game 48

Non-Scoring Dig	No.	Name	Aces	Faults	Serve	Total Attempts	Avg. by Set	
	15	SOUZA Paulina	8	17	23	48	1.33	
	4	SILVA Natalia	8	4	7	19	0.40	
	5	SOUZA Karina	5	6	12	23	0.29	
	8	BRAUN Viviane	3	1	3	7	0.27	
	9	MEDEIROS Lyara	4	7	11	22	0.20	
	12	MACHADO Sabrina	2	2	16	20	0.10	
	19	COSTA Linda	-	1	3	4	0.00	
	3	PENA Gabriella	-	-	-	-	0.00	
	1	OLIVEIRA Verena	-	-	-	-	0.00	
	13	GALVAO Ana Flavia	-	2	1	3	0.00	
	2	ALECRIM Diana	-	1	6	7	0.00	
	11	OLIVEIRA Maria Eduarda	-	-	2	2	0.00	
	Team Totals			30	41	84	155	1.43

Non-Scoring Set	No.	Name	Running Sets	Faults	Still Sets	Total Attempts	Avg. by Set	
	9	MEDEIROS Lyara	119	4	81	204	5.95	
	15	SOUZA Paulina	11	-	11	22	1.83	
	13	GALVAO Ana Flavia	16	1	13	30	1.60	
	4	SILVA Natalia	3	-	5	8	0.15	
	8	BRAUN Viviane	1	-	1	2	0.09	
	5	SOUZA Karina	1	-	2	3	0.06	
	19	COSTA Linda	-	1	5	6	0.00	
	3	PENA Gabriella	-	-	1	1	0.00	
	12	MACHADO Sabrina	-	-	2	2	0.00	
	1	OLIVEIRA Verena	-	-	-	-	0.00	
	2	ALECRIM Diana	-	-	-	-	0.00	
	11	OLIVEIRA Maria Eduarda	-	-	-	-	0.00	
	Team Totals			151	6	121	278	7.19

Non-Scoring Reception	No.	Name	Excellents	Faults	Serve Reception	Total Attempts	Succ. %	
	5	SOUZA Karina	49	6	61	116	42.24	
	8	BRAUN Viviane	12	6	11	29	41.38	
	15	SOUZA Paulina	38	6	52	96	39.58	
	4	SILVA Natalia	44	14	58	116	37.93	
	19	COSTA Linda	1	-	2	3	33.33	
	1	OLIVEIRA Verena	2	1	3	6	33.33	
	11	OLIVEIRA Maria Eduarda	12	2	23	37	32.43	
	12	MACHADO Sabrina	-	-	2	2	0.00	
	9	MEDEIROS Lyara	-	-	1	1	0.00	
	2	ALECRIM Diana	-	1	1	2	0.00	
	3	PENA Gabriella	-	-	-	-	-	
	13	GALVAO Ana Flavia	-	-	-	-	-	
	Team Totals			158	36	214	408	38.73





Cumulative Statistics by Skill


As of FRI 12 JUL 2019 at 22:49

CAN - Canada

Including Game 48

Scoring Spike	No.	Name	Spikes	Faults	Shots	Total Attempts	Eff. %
	12	VINNELL Beth	21	1	18	40	50.00
	14	VELTMAN Kelsey	29	9	33	71	28.17
	8	WHITE Kory	50	16	58	124	27.42
	5	LIVINGSTON Caroline	29	18	32	79	13.92
	16	HOWE Hilary	43	26	73	142	11.97
	3	DORMANN Alina	12	8	22	42	9.52
	10	HERBIN-BAKER Courtney	1	-	12	13	7.69
	13	JARMAN Vanessa	5	4	4	13	7.69
	1	BUJAN Cassie	-	-	1	1	0.00
	2	WALSH Mariah	-	-	1	1	0.00
	7	BABIN Maude	3	7	13	23	-17.38
	6	MOORE Julie	-	1	-	1	-99.99
	Team Totals			193	90	267	550

Scoring Block	No.	Name	Kill Blocks	Faults	Rebounds	Total Attempts	Avg. by Set
	14	VELTMAN Kelsey	20	24	25	69	1.00
	16	HOWE Hilary	14	5	7	26	0.70
	5	LIVINGSTON Caroline	7	10	4	21	0.47
	7	BABIN Maude	4	1	3	8	0.44
	3	DORMANN Alina	8	7	5	20	0.44
	12	VINNELL Beth	6	12	18	36	0.38
	8	WHITE Kory	5	9	8	22	0.28
	13	JARMAN Vanessa	2	1	8	11	0.17
	2	WALSH Mariah	1	2	2	5	0.06
	10	HERBIN-BAKER Courtney	1	5	8	14	0.05
	1	BUJAN Cassie	-	-	-	-	0.00
	6	MOORE Julie	-	-	-	-	0.00
	Team Totals			68	66	88	222

Scoring Service	No.	Name	Aces	Faults	Serve Hits	Total Attempts	Avg. by Set
	10	HERBIN-BAKER Courtney	9	6	44	59	0.45
	14	VELTMAN Kelsey	6	8	51	65	0.30
	13	JARMAN Vanessa	3	2	24	29	0.25
	8	WHITE Kory	4	12	19	35	0.22
	16	HOWE Hilary	4	8	50	62	0.20
	12	VINNELL Beth	3	6	43	52	0.19
	5	LIVINGSTON Caroline	1	9	29	39	0.07
	2	WALSH Mariah	1	-	29	30	0.06
	1	BUJAN Cassie	-	-	-	-	0.00
	6	MOORE Julie	-	-	-	-	0.00
	7	BABIN Maude	-	2	15	17	0.00
	3	DORMANN Alina	-	4	21	25	0.00
	Team Totals			31	57	325	413

Team	Opponent Errors & Team Faults	303	0
-------------	--	-----	---





Cumulative Statistics by Skill


As of FRI 12 JUL 2019 at 22:49

CAN - Canada

Including Game 48

Non-Scoring Dig	No.	Name	Aces	Faults	Serve	Total Attempts	Avg. by Set	
	1	BUJAN Cassie	3	14	15	32	0.50	
	7	BABIN Maude	1	3	-	4	0.11	
	8	WHITE Kory	2	3	4	9	0.11	
	5	LIVINGSTON Caroline	1	3	3	7	0.07	
	2	WALSH Mariah	1	2	4	7	0.06	
	14	VELTMAN Kelsey	1	-	4	5	0.05	
	10	HERBIN-BAKER Courtney	1	5	8	14	0.05	
	6	MOORE Julie	-	-	-	-	0.00	
	12	VINNELL Beth	-	1	-	1	0.00	
	3	DORMANN Alina	-	4	1	5	0.00	
	13	JARMAN Vanessa	-	-	1	1	0.00	
	16	HOWE Hilary	-	2	11	13	0.00	
	Team Totals			10	37	51	98	0.50

Non-Scoring Set	No.	Name	Running Sets	Faults	Still Sets	Total Attempts	Avg. by Set	
	10	HERBIN-BAKER Courtney	30	10	37	77	1.50	
	2	WALSH Mariah	22	6	27	55	1.38	
	1	BUJAN Cassie	6	1	8	15	1.00	
	14	VELTMAN Kelsey	1	-	1	2	0.05	
	6	MOORE Julie	-	-	-	-	0.00	
	7	BABIN Maude	-	-	3	3	0.00	
	8	WHITE Kory	-	1	1	2	0.00	
	12	VINNELL Beth	-	-	2	2	0.00	
	5	LIVINGSTON Caroline	-	1	-	1	0.00	
	3	DORMANN Alina	-	-	-	-	0.00	
	13	JARMAN Vanessa	-	-	-	-	0.00	
	16	HOWE Hilary	-	-	2	2	0.00	
	Team Totals			59	19	81	159	2.95

Non-Scoring Reception	No.	Name	Excellents	Faults	Serve Reception	Total Attempts	Succ. %	
	14	VELTMAN Kelsey	2	-	1	3	66.67	
	1	BUJAN Cassie	32	8	35	75	42.67	
	5	LIVINGSTON Caroline	29	11	44	84	34.52	
	7	BABIN Maude	14	6	31	51	27.45	
	16	HOWE Hilary	38	22	111	171	22.22	
	6	MOORE Julie	-	1	2	3	0.00	
	10	HERBIN-BAKER Courtney	-	2	2	4	0.00	
	8	WHITE Kory	-	1	1	2	0.00	
	12	VINNELL Beth	-	-	2	2	0.00	
	13	JARMAN Vanessa	-	1	-	1	0.00	
	2	WALSH Mariah	-	-	-	-	-	
	3	DORMANN Alina	-	-	-	-	-	
	Team Totals			115	52	229	396	29.04





Cumulative Statistics by Skill


As of FRI 12 JUL 2019 at 22:49

CHN - China

Including Game 48

Scoring Spike	No.	Name	Spikes	Faults	Shots	Total Attempts	Eff. %
	9	HUANG Wenting	13	1	2	16	75.00
	10	CHAI Yiyuan	12	-	6	18	66.67
	3	SUN Wenjing	11	-	8	19	57.89
	7	REN Yifei	36	4	26	66	48.48
	5	SU Yi	13	3	10	26	38.46
	12	WANG Jingke	17	2	27	46	32.61
	1	CHEN Xiaoqi	70	27	74	171	25.15
	8	YU Yinan	68	26	92	186	22.58
	2	HE Qi	41	17	61	119	20.17
	11	ZHANG Yixin	13	4	31	48	18.75
	6	QIAO Lin	-	-	-	-	-
	4	JIANG Yiyinq	-	-	-	-	-
	Team Totals			294	84	337	715

Scoring Block	No.	Name	Kill Blocks	Faults	Rebounds	Total Attempts	Avg. by Set
	10	CHAI Yiyuan	5	2	9	16	0.63
	7	REN Yifei	14	9	17	40	0.61
	1	CHEN Xiaoqi	10	7	14	31	0.48
	3	SUN Wenjing	9	16	16	41	0.39
	5	SU Yi	3	10	9	22	0.30
	12	WANG Jingke	3	3	3	9	0.21
	8	YU Yinan	3	12	12	27	0.14
	2	HE Qi	3	13	18	34	0.13
	11	ZHANG Yixin	1	3	3	7	0.08
	6	QIAO Lin	-	-	-	-	0.00
	4	JIANG Yiyinq	-	-	-	-	0.00
	9	HUANG Wenting	-	3	4	7	0.00
	Team Totals			51	71	105	227

Scoring Service	No.	Name	Aces	Faults	Serve Hits	Total Attempts	Avg. by Set
	5	SU Yi	4	2	27	33	0.40
	1	CHEN Xiaoqi	8	6	70	84	0.38
	3	SUN Wenjing	7	2	89	98	0.30
	7	REN Yifei	5	3	72	80	0.22
	8	YU Yinan	4	6	66	76	0.18
	2	HE Qi	3	6	53	62	0.13
	9	HUANG Wenting	1	1	22	24	0.10
	12	WANG Jingke	1	3	17	21	0.07
	10	CHAI Yiyuan	-	2	19	21	0.00
	6	QIAO Lin	-	-	-	-	0.00
	11	ZHANG Yixin	-	3	4	7	0.00
	4	JIANG Yiyinq	-	1	11	12	0.00
	Team Totals			33	35	450	518

Team	Opponent Errors & Team Faults	238	0
-------------	--	-----	---





Cumulative Statistics by Skill


As of FRI 12 JUL 2019 at 22:49

CHN - China

Including Game 48

Non-Scoring Dig	No.	Name	Aces	Faults	Serve	Total Attempts	Avg. by Set
	6	QIAO Lin	3	6	25	34	0.50
	9	HUANG Wenting	2	-	1	3	0.20
	2	HE Qi	3	10	10	23	0.13
	1	CHEN Xiaoci	1	3	9	13	0.05
	10	CHAI Yiyuan	-	-	2	2	0.00
	8	YU Yinan	-	4	7	11	0.00
	11	ZHANG Yixin	-	-	-	-	0.00
	4	JIANG Yiyinq	-	-	1	1	0.00
	5	SU Yi	-	-	-	-	0.00
	12	WANG Jingke	-	-	-	-	0.00
	3	SUN Wenjing	-	2	18	20	0.00
	7	REN Yifei	-	2	1	3	0.00
	Team Totals			9	27	74	110

Non-Scoring Set	No.	Name	Running Sets	Faults	Still Sets	Total Attempts	Avg. by Set	
	3	SUN Wenjing	28	4	62	94	1.22	
	4	JIANG Yiyinq	4	2	4	10	0.57	
	6	QIAO Lin	3	1	16	20	0.50	
	9	HUANG Wenting	2	-	2	4	0.20	
	7	REN Yifei	1	-	-	1	0.04	
	2	HE Qi	1	-	1	2	0.04	
	10	CHAI Yiyuan	-	-	-	-	0.00	
	8	YU Yinan	-	-	2	2	0.00	
	11	ZHANG Yixin	-	1	-	1	0.00	
	5	SU Yi	-	2	3	5	0.00	
	12	WANG Jingke	-	-	-	-	0.00	
	1	CHEN Xiaoci	-	2	6	8	0.00	
	Team Totals			39	12	96	147	1.70

Non-Scoring Reception	No.	Name	Excellents	Faults	Serve Reception	Total Attempts	Succ. %
	2	HE Qi	29	11	58	98	29.59
	6	QIAO Lin	36	12	74	122	29.51
	1	CHEN Xiaoci	19	11	35	65	29.23
	12	WANG Jingke	10	7	18	35	28.57
	8	YU Yinan	28	4	70	102	27.45
	5	SU Yi	-	1	1	2	0.00
	9	HUANG Wenting	-	2	-	2	0.00
	10	CHAI Yiyuan	-	-	-	-	-
	11	ZHANG Yixin	-	-	-	-	-
	4	JIANG Yiyinq	-	-	-	-	-
	3	SUN Wenjing	-	-	-	-	-
	7	REN Yifei	-	-	-	-	-
	Team Totals			122	48	256	426





Cumulative Statistics by Skill


As of FRI 12 JUL 2019 at 22:49

CZE - Czech Republic

Including Game 48

Scoring Spike	No.	Name	Spikes	Faults	Shots	Total Attempts	Eff. %	
	12	POSPISILOVA Anna	14	1	6	21	61.90	
	8	SIMANOVA Pavlina	42	6	35	83	43.37	
	1	BOUSKOVA Sarka	64	14	73	151	33.11	
	7	NECASOVA Michaela	25	10	16	51	29.41	
	5	SVOBODOVA Eva	67	31	78	176	20.45	
	3	DIATKOVA Tereza	13	8	20	41	12.20	
	9	NOVA Lucie	45	26	95	166	11.45	
	4	PESKOVA Veronika	-	-	1	1	0.00	
	13	KVAPILOVA Katerina	-	-	-	-	-	
	17	SLAVIKOVA Tereza	-	-	-	-	-	
	6	SMIDOVA Nicole	-	-	-	-	-	
	Team Totals			270	96	324	690	25.22

Scoring Block	No.	Name	Kill Blocks	Faults	Rebounds	Total Attempts	Avg. by Set	
	8	SIMANOVA Pavlina	21	29	36	86	0.84	
	7	NECASOVA Michaela	13	28	21	62	0.52	
	9	NOVA Lucie	10	9	6	25	0.40	
	12	POSPISILOVA Anna	9	14	15	38	0.36	
	5	SVOBODOVA Eva	6	7	10	23	0.24	
	3	DIATKOVA Tereza	2	-	5	7	0.18	
	13	KVAPILOVA Katerina	1	-	1	2	0.14	
	1	BOUSKOVA Sarka	3	15	15	33	0.13	
	4	PESKOVA Veronika	-	-	-	-	0.00	
	17	SLAVIKOVA Tereza	-	1	1	2	0.00	
	6	SMIDOVA Nicole	-	-	-	-	0.00	
	Team Totals			65	100	110	275	2.60

Scoring Service	No.	Name	Aces	Faults	Serve Hits	Total Attempts	Avg. by Set	
	8	SIMANOVA Pavlina	12	4	68	84	0.48	
	9	NOVA Lucie	10	7	85	102	0.40	
	5	SVOBODOVA Eva	10	11	76	97	0.40	
	13	KVAPILOVA Katerina	2	3	7	12	0.29	
	12	POSPISILOVA Anna	6	10	68	84	0.24	
	7	NECASOVA Michaela	4	5	84	93	0.16	
	1	BOUSKOVA Sarka	2	8	46	56	0.08	
	4	PESKOVA Veronika	-	-	-	-	0.00	
	3	DIATKOVA Tereza	-	1	9	10	0.00	
	17	SLAVIKOVA Tereza	-	-	-	-	0.00	
	6	SMIDOVA Nicole	-	-	-	-	0.00	
	Team Totals			46	49	443	538	1.84

Team	Opponent Errors & Team Faults	321	0
-------------	--	-----	---





Cumulative Statistics by Skill


As of FRI 12 JUL 2019 at 22:49

CZE - Czech Republic

Including Game 48

Non-Scoring Dig	No.	Name	Aces	Faults	Serve	Total Attempts	Avg. by Set
	17	SLAVIKOVA Tereza	13	19	55	87	2.17
	5	SVOBODOVA Eva	5	6	16	27	0.20
	1	BOUSKOVA Sarka	3	9	20	32	0.13
	9	NOVA Lucie	3	13	22	38	0.12
	3	DIATKOVA Tereza	1	3	1	5	0.09
	12	POSPISILOVA Anna	2	9	29	40	0.08
	7	NECASOVA Michaela	1	13	9	23	0.04
	4	PESKOVA Veronika	-	1	3	4	0.00
	13	KVAPILOVA Katerina	-	-	1	1	0.00
	8	SIMANOVA Pavlina	-	4	8	12	0.00
	6	SMIDOVA Nicole	-	-	-	-	0.00
Team Totals			28	77	164	269	1.12

Non-Scoring Set	No.	Name	Running Sets	Faults	Still Sets	Total Attempts	Avg. by Set	
	12	POSPISILOVA Anna	119	5	148	272	4.76	
	17	SLAVIKOVA Tereza	4	1	12	17	0.67	
	5	SVOBODOVA Eva	2	-	5	7	0.08	
	7	NECASOVA Michaela	2	-	3	5	0.08	
	4	PESKOVA Veronika	1	-	1	2	0.06	
	8	SIMANOVA Pavlina	1	-	4	5	0.04	
	9	NOVA Lucie	1	-	2	3	0.04	
	13	KVAPILOVA Katerina	-	-	-	-	0.00	
	1	BOUSKOVA Sarka	-	2	4	6	0.00	
	3	DIATKOVA Tereza	-	-	2	2	0.00	
	6	SMIDOVA Nicole	-	1	-	1	0.00	
	Team Totals			130	9	181	320	5.20

Non-Scoring Reception	No.	Name	Excellents	Faults	Serve Reception	Total Attempts	Succ. %
	4	PESKOVA Veronika	6	1	10	17	35.29
	17	SLAVIKOVA Tereza	25	5	61	91	27.47
	9	NOVA Lucie	1	1	2	4	25.00
	7	NECASOVA Michaela	1	1	2	4	25.00
	1	BOUSKOVA Sarka	39	23	96	158	24.68
	5	SVOBODOVA Eva	40	18	119	177	22.60
	12	POSPISILOVA Anna	-	-	2	2	0.00
	8	SIMANOVA Pavlina	-	-	3	3	0.00
	13	KVAPILOVA Katerina	-	-	-	-	-
	3	DIATKOVA Tereza	-	-	-	-	-
	6	SMIDOVA Nicole	-	-	-	-	-
	Team Totals			112	49	295	456





Cumulative Statistics by Skill


As of FRI 12 JUL 2019 at 22:49

GER - Germany

Including Game 48

Scoring Spike	No.	Name	Spikes	Faults	Shots	Total Attempts	Eff. %	
	13	IMOUDU Denise	11	1	8	20	50.00	
	17	WEITZEL Camilla	48	7	44	99	41.41	
	18	AMBROSIUS Lea	16	5	15	36	30.56	
	9	ALSMEIER Lina	79	27	69	175	29.71	
	19	KELLER Luisa	72	31	95	198	20.71	
	7	BARBER Nele	52	28	65	145	16.55	
	3	WILCZEK Natalie	3	3	4	10	0.00	
	15	GLAAB Corina	-	-	1	1	0.00	
	5	KASTRUP Liza	6	6	6	18	0.00	
	11	WESKE Emilia	2	3	9	14	-7.13	
	16	BOCK Linda	13	18	31	62	-8.05	
	14	LOHMANN Elisa	-	-	-	-	-	
	Team Totals			302	129	347	778	22.24

Scoring Block	No.	Name	Kill Blocks	Faults	Rebounds	Total Attempts	Avg. by Set	
	9	ALSMEIER Lina	13	11	11	35	0.54	
	17	WEITZEL Camilla	11	32	35	78	0.46	
	18	AMBROSIUS Lea	10	15	29	54	0.45	
	19	KELLER Luisa	9	12	17	38	0.38	
	5	KASTRUP Liza	3	1	-	4	0.30	
	13	IMOUDU Denise	5	11	14	30	0.21	
	16	BOCK Linda	4	3	4	11	0.20	
	7	BARBER Nele	4	9	13	26	0.18	
	3	WILCZEK Natalie	-	10	6	16	0.00	
	15	GLAAB Corina	-	1	1	2	0.00	
	11	WESKE Emilia	-	-	-	-	0.00	
	14	LOHMANN Elisa	-	-	-	-	0.00	
	Team Totals			59	89	130	278	2.46

Scoring Service	No.	Name	Aces	Faults	Serve Hits	Total Attempts	Avg. by Set	
	19	KELLER Luisa	20	9	69	98	0.83	
	11	WESKE Emilia	4	3	10	17	0.57	
	18	AMBROSIUS Lea	8	5	63	76	0.36	
	9	ALSMEIER Lina	6	15	51	72	0.25	
	13	IMOUDU Denise	6	9	61	76	0.25	
	17	WEITZEL Camilla	5	9	63	77	0.21	
	7	BARBER Nele	3	10	51	64	0.14	
	3	WILCZEK Natalie	1	-	19	20	0.13	
	16	BOCK Linda	2	4	24	30	0.10	
	5	KASTRUP Liza	1	-	3	4	0.10	
	15	GLAAB Corina	-	-	14	14	0.00	
	14	LOHMANN Elisa	-	-	-	-	0.00	
	Team Totals			56	64	428	548	2.33

Team	Opponent Errors & Team Faults	336	0
-------------	--	-----	---





Cumulative Statistics by Skill


As of FRI 12 JUL 2019 at 22:49

GER - Germany

Including Game 48

Non-Scoring Dig	No.	Name	Aces	Faults	Serve	Total Attempts	Avg. by Set	
	14	LOHMANN Elisa	6	14	36	56	1.00	
	19	KELLER Luisa	6	3	6	15	0.25	
	7	BARBER Nele	5	4	12	21	0.23	
	9	ALSMEIER Lina	4	7	12	23	0.17	
	16	BOCK Linda	3	1	5	9	0.15	
	13	IMOUDU Denise	3	4	9	16	0.13	
	3	WILCZEK Natalie	-	1	1	2	0.00	
	18	AMBROSIUS Lea	-	2	2	4	0.00	
	15	GLAAB Corina	-	3	1	4	0.00	
	17	WEITZEL Camilla	-	-	5	5	0.00	
	11	WESKE Emilia	-	-	1	1	0.00	
	5	KASTRUP Liza	-	-	-	-	0.00	
	Team Totals			27	39	90	156	1.12

Non-Scoring Set	No.	Name	Running Sets	Faults	Still Sets	Total Attempts	Avg. by Set	
	13	IMOUDU Denise	115	6	50	171	4.79	
	15	GLAAB Corina	9	3	3	15	0.69	
	14	LOHMANN Elisa	4	1	4	9	0.67	
	16	BOCK Linda	1	-	2	3	0.05	
	19	KELLER Luisa	1	-	2	3	0.04	
	3	WILCZEK Natalie	-	-	1	1	0.00	
	18	AMBROSIUS Lea	-	-	3	3	0.00	
	17	WEITZEL Camilla	-	1	3	4	0.00	
	9	ALSMEIER Lina	-	1	2	3	0.00	
	11	WESKE Emilia	-	-	-	-	0.00	
	7	BARBER Nele	-	-	-	-	0.00	
	5	KASTRUP Liza	-	-	1	1	0.00	
	Team Totals			130	12	71	213	5.42

Non-Scoring Reception	No.	Name	Excellents	Faults	Serve Reception	Total Attempts	Succ. %	
	14	LOHMANN Elisa	52	8	68	128	40.63	
	16	BOCK Linda	31	6	40	77	40.26	
	9	ALSMEIER Lina	49	12	61	122	40.16	
	7	BARBER Nele	51	8	79	138	36.96	
	19	KELLER Luisa	2	1	4	7	28.57	
	18	AMBROSIUS Lea	-	-	1	1	0.00	
	17	WEITZEL Camilla	-	2	2	4	0.00	
	3	WILCZEK Natalie	-	-	-	-	-	
	15	GLAAB Corina	-	-	-	-	-	
	11	WESKE Emilia	-	-	-	-	-	
	13	IMOUDU Denise	-	-	-	-	-	
	5	KASTRUP Liza	-	-	-	-	-	
	Team Totals			185	37	255	477	38.78





Cumulative Statistics by Skill


As of FRI 12 JUL 2019 at 22:49

HUN - Hungary

Including Game 48

Scoring Spike	No.	Name	Spikes	Faults	Shots	Total Attempts	Eff. %
	9	CICIC Marija	2	-	1	3	66.67
	17	BLEICHER Reka	9	-	12	21	42.86
	16	GYIMES Zsofia	41	12	24	77	37.66
	7	ZOLYOMI Rebeka	30	7	30	67	34.33
	14	NEMETH Anett	122	41	90	253	32.02
	1	VEZSENYI Adrienn	6	1	15	22	22.73
	10	KISS Greta	45	21	60	126	19.05
	13	VILLAM Lilla	34	17	70	121	14.05
	6	VILLAM Csenge	-	-	2	2	0.00
	12	RICZKO Gabriella	-	-	1	1	0.00
	8	TOTH Dalma	-	-	-	-	-
	2	TOTH Fruzsina	-	-	-	-	-
	Team Totals			289	99	305	693

Scoring Block	No.	Name	Kill Blocks	Faults	Rebounds	Total Attempts	Avg. by Set
	16	GYIMES Zsofia	15	21	26	62	0.65
	14	NEMETH Anett	9	7	6	22	0.39
	7	ZOLYOMI Rebeka	8	20	30	58	0.35
	6	VILLAM Csenge	1	1	1	3	0.33
	13	VILLAM Lilla	5	5	9	19	0.23
	9	CICIC Marija	1	-	-	1	0.17
	17	BLEICHER Reka	2	13	9	24	0.09
	10	KISS Greta	2	9	10	21	0.09
	12	RICZKO Gabriella	-	-	-	-	0.00
	1	VEZSENYI Adrienn	-	1	3	4	0.00
	8	TOTH Dalma	-	-	1	1	0.00
	2	TOTH Fruzsina	-	1	-	1	0.00
	Team Totals			43	80	95	218

Scoring Service	No.	Name	Aces	Faults	Serve Hits	Total Attempts	Avg. by Set
	14	NEMETH Anett	12	15	79	106	0.52
	6	VILLAM Csenge	1	1	2	4	0.33
	17	BLEICHER Reka	7	7	61	75	0.30
	16	GYIMES Zsofia	5	13	48	66	0.22
	13	VILLAM Lilla	4	5	60	69	0.18
	9	CICIC Marija	1	-	2	3	0.17
	7	ZOLYOMI Rebeka	2	3	50	55	0.09
	10	KISS Greta	2	5	78	85	0.09
	12	RICZKO Gabriella	-	2	14	16	0.00
	1	VEZSENYI Adrienn	-	2	13	15	0.00
	8	TOTH Dalma	-	-	-	-	0.00
	2	TOTH Fruzsina	-	-	-	-	0.00
	Team Totals			34	53	407	494

Team	Opponent Errors & Team Faults	282	0
-------------	--	-----	---





Cumulative Statistics by Skill


As of FRI 12 JUL 2019 at 22:49

HUN - Hungary

Including Game 48

Non-Scoring Dig	No.	Name	Aces	Faults	Serve	Total Attempts	Avg. by Set	
	2	TOTH Fruzsina	10	14	79	103	1.67	
	14	NEMETH Anett	6	7	21	34	0.26	
	10	KISS Greta	4	8	19	31	0.17	
	16	GYIMES Zsafia	3	2	9	14	0.13	
	13	VILLAM Lilla	1	6	23	30	0.05	
	17	BLEICHER Reka	1	10	20	31	0.04	
	7	ZOLYOMI Rebeka	1	3	7	11	0.04	
	6	VILLAM Csenge	-	1	-	1	0.00	
	12	RICZKO Gabriella	-	-	2	2	0.00	
	1	VEZSENYI Adrienn	-	-	1	1	0.00	
	9	CICIC Marija	-	1	-	1	0.00	
	8	TOTH Dalma	-	1	-	1	0.00	
	Team Totals			26	53	181	260	1.13

Non-Scoring Set	No.	Name	Running Sets	Faults	Still Sets	Total Attempts	Avg. by Set	
	17	BLEICHER Reka	102	3	142	247	4.43	
	2	TOTH Fruzsina	4	-	12	16	0.67	
	9	CICIC Marija	1	1	7	9	0.17	
	7	ZOLYOMI Rebeka	1	-	4	5	0.04	
	16	GYIMES Zsafia	-	1	3	4	0.00	
	13	VILLAM Lilla	-	1	-	1	0.00	
	10	KISS Greta	-	1	4	5	0.00	
	6	VILLAM Csenge	-	-	-	-	0.00	
	12	RICZKO Gabriella	-	-	-	-	0.00	
	1	VEZSENYI Adrienn	-	-	1	1	0.00	
	14	NEMETH Anett	-	1	4	5	0.00	
	8	TOTH Dalma	-	-	-	-	0.00	
	Team Totals			108	8	177	293	4.70

Non-Scoring Reception	No.	Name	Excellents	Faults	Serve Reception	Total Attempts	Succ. %	
	8	TOTH Dalma	2	-	1	3	66.67	
	16	GYIMES Zsafia	6	1	4	11	54.55	
	2	TOTH Fruzsina	52	4	61	117	44.44	
	10	KISS Greta	53	18	110	181	29.28	
	13	VILLAM Lilla	23	8	63	94	24.47	
	1	VEZSENYI Adrienn	2	1	7	10	20.00	
	7	ZOLYOMI Rebeka	-	2	4	6	0.00	
	14	NEMETH Anett	-	-	1	1	0.00	
	17	BLEICHER Reka	-	-	-	-	-	
	6	VILLAM Csenge	-	-	-	-	-	
	12	RICZKO Gabriella	-	-	-	-	-	
	9	CICIC Marija	-	-	-	-	-	
	Team Totals			138	34	251	423	32.62





Cumulative Statistics by Skill


As of FRI 12 JUL 2019 at 22:49

ITA - Italy

Including Game 48

Scoring Spike	No.	Name	Spikes	Faults	Shots	Total Attempts	Eff. %
	7	BERTI Beatrice	30	1	21	52	55.77
	12	ANGELINA Giulia	18	6	14	38	31.58
	14	BOTEZAT Alexandra	23	9	17	49	28.57
	8	NICOLETTI Anna	79	28	83	190	26.84
	13	PERINELLI Elena	44	16	56	116	24.14
	15	NWAKALOR Sylvia Chinelo	7	3	10	20	20.00
	9	VILLANI Francesca	48	20	77	145	19.31
	3	CAMBI Carlotta	7	4	12	23	13.04
	2	MOLINARO Beatrice	1	-	7	8	12.50
	5	NAPODANO Francesca	-	-	1	1	0.00
	4	BOSIO Francesca	-	1	1	2	-49.99
	10	DE BORTOLI Chiara	-	-	-	-	-
	Team Totals			257	88	299	644

Scoring Block	No.	Name	Kill Blocks	Faults	Rebounds	Total Attempts	Avg. by Set	
	14	BOTEZAT Alexandra	15	17	24	56	0.79	
	2	MOLINARO Beatrice	3	3	4	10	0.75	
	9	VILLANI Francesca	12	7	7	26	0.63	
	7	BERTI Beatrice	12	17	33	62	0.60	
	8	NICOLETTI Anna	6	9	11	26	0.32	
	3	CAMBI Carlotta	5	12	5	22	0.29	
	12	ANGELINA Giulia	2	3	2	7	0.29	
	13	PERINELLI Elena	5	8	5	18	0.26	
	4	BOSIO Francesca	2	5	4	11	0.22	
	15	NWAKALOR Sylvia Chinelo	2	2	-	4	0.14	
	10	DE BORTOLI Chiara	-	-	-	-	0.00	
	5	NAPODANO Francesca	-	-	-	-	0.00	
	Team Totals			64	70	95	229	3.20

Scoring Service	No.	Name	Aces	Faults	Serve Hits	Total Attempts	Avg. by Set	
	2	MOLINARO Beatrice	4	2	8	14	1.00	
	7	BERTI Beatrice	6	4	47	57	0.30	
	14	BOTEZAT Alexandra	5	9	56	70	0.26	
	13	PERINELLI Elena	4	6	60	70	0.21	
	8	NICOLETTI Anna	4	17	53	74	0.21	
	3	CAMBI Carlotta	3	5	63	71	0.18	
	5	NAPODANO Francesca	2	1	17	20	0.18	
	4	BOSIO Francesca	1	-	12	13	0.11	
	9	VILLANI Francesca	1	2	69	72	0.05	
	12	ANGELINA Giulia	-	3	7	10	0.00	
	10	DE BORTOLI Chiara	-	-	-	-	0.00	
	15	NWAKALOR Sylvia Chinelo	-	1	6	7	0.00	
	Team Totals			30	50	398	478	1.50

Team	Opponent Errors & Team Faults	263	0
-------------	--	-----	---





Cumulative Statistics by Skill


As of FRI 12 JUL 2019 at 22:49

ITA - Italy

Including Game 48

Non-Scoring Dig	No.	Name	Aces	Faults	Serve	Total Attempts	Avg. by Set	
	10	DE BORTOLI Chiara	3	14	46	63	0.50	
	13	PERINELLI Elena	3	11	18	32	0.16	
	3	CAMBI Carlotta	2	6	21	29	0.12	
	9	VILLANI Francesca	2	7	24	33	0.11	
	8	NICOLETTI Anna	1	5	34	40	0.05	
	2	MOLINARO Beatrice	-	-	3	3	0.00	
	7	BERTI Beatrice	-	3	9	12	0.00	
	12	ANGELINA Giulia	-	2	6	8	0.00	
	4	BOSIO Francesca	-	4	4	8	0.00	
	14	BOTEZAT Alexandra	-	3	7	10	0.00	
	5	NAPODANO Francesca	-	-	-	-	0.00	
	15	NWAKALOR Sylvia Chinelo	-	-	2	2	0.00	
	Team Totals			11	55	174	240	0.55

Non-Scoring Set	No.	Name	Running Sets	Faults	Still Sets	Total Attempts	Avg. by Set	
	3	CAMBI Carlotta	38	1	16	55	2.24	
	10	DE BORTOLI Chiara	6	-	8	14	1.00	
	9	VILLANI Francesca	-	1	1	2	0.00	
	2	MOLINARO Beatrice	-	-	-	-	0.00	
	13	PERINELLI Elena	-	-	2	2	0.00	
	8	NICOLETTI Anna	-	-	1	1	0.00	
	7	BERTI Beatrice	-	-	1	1	0.00	
	12	ANGELINA Giulia	-	-	-	-	0.00	
	4	BOSIO Francesca	-	-	-	-	0.00	
	14	BOTEZAT Alexandra	-	-	-	-	0.00	
	5	NAPODANO Francesca	-	-	-	-	0.00	
	15	NWAKALOR Sylvia Chinelo	-	-	-	-	0.00	
	Team Totals			44	2	29	75	2.20

Non-Scoring Reception	No.	Name	Excellents	Faults	Serve Reception	Total Attempts	Succ. %	
	10	DE BORTOLI Chiara	41	4	42	87	47.13	
	13	PERINELLI Elena	46	6	49	101	45.54	
	5	NAPODANO Francesca	3	1	3	7	42.86	
	9	VILLANI Francesca	49	7	69	125	39.20	
	12	ANGELINA Giulia	7	3	17	27	25.93	
	7	BERTI Beatrice	1	-	4	5	20.00	
	2	MOLINARO Beatrice	-	-	1	1	0.00	
	8	NICOLETTI Anna	-	-	4	4	0.00	
	14	BOTEZAT Alexandra	-	-	2	2	0.00	
	3	CAMBI Carlotta	-	-	-	-	-	
	4	BOSIO Francesca	-	-	-	-	-	
	15	NWAKALOR Sylvia Chinelo	-	-	-	-	-	
	Team Totals			147	21	191	359	40.95





Cumulative Statistics by Skill


As of FRI 12 JUL 2019 at 22:49

JPN - Japan

Including Game 48

Scoring Spike	No.	Name	Spikes	Faults	Shots	Total Attempts	Eff. %
	9	MATSUI Tamaki	13	-	10	23	56.52
	7	OIKAWA Mayu	37	5	36	78	41.03
	10	YOKOTA Mami	38	11	38	87	31.03
	1	INOUE Arisa	77	17	100	194	30.93
	11	SHIMA Mikoto	71	29	44	144	29.17
	4	FURUYA Chinami	45	20	63	128	19.53
	5	SADAKANE Riho	13	7	15	35	17.14
	8	TANAKA Saki	10	6	10	26	15.38
	12	IKEYA Yuka	-	-	1	1	0.00
	2	SUGI Ayaka	2	3	4	9	-11.10
	6	TAKASO Minami	-	1	2	3	-33.32
	3	SAWADA Yuka	-	-	-	-	-
	Team Totals			306	99	323	728

Scoring Block	No.	Name	Kill Blocks	Faults	Rebounds	Total Attempts	Avg. by Set	
	10	YOKOTA Mami	11	22	14	47	0.50	
	4	FURUYA Chinami	4	6	8	18	0.21	
	11	SHIMA Mikoto	4	12	10	26	0.18	
	1	INOUE Arisa	3	8	12	23	0.14	
	9	MATSUI Tamaki	1	4	11	16	0.05	
	7	OIKAWA Mayu	1	14	19	34	0.05	
	12	IKEYA Yuka	-	-	1	1	0.00	
	3	SAWADA Yuka	-	-	-	-	0.00	
	5	SADAKANE Riho	-	-	1	1	0.00	
	8	TANAKA Saki	-	3	1	4	0.00	
	2	SUGI Ayaka	-	3	-	3	0.00	
	6	TAKASO Minami	-	-	-	-	0.00	
	Team Totals			24	71	77	172	1.09

Scoring Service	No.	Name	Aces	Faults	Serve Hits	Total Attempts	Avg. by Set
	4	FURUYA Chinami	9	17	34	60	0.47
	7	OIKAWA Mayu	9	7	71	87	0.41
	9	MATSUI Tamaki	7	1	90	98	0.32
	10	YOKOTA Mami	6	11	63	80	0.27
	1	INOUE Arisa	4	7	70	81	0.18
	11	SHIMA Mikoto	3	6	54	63	0.14
	5	SADAKANE Riho	1	-	15	16	0.13
	3	SAWADA Yuka	1	1	9	11	0.08
	12	IKEYA Yuka	-	-	-	-	0.00
	8	TANAKA Saki	-	-	-	-	0.00
	2	SUGI Ayaka	-	-	6	6	0.00
6	TAKASO Minami	-	1	8	9	0.00	
Team Totals			40	51	420	511	1.82

Team	Opponent Errors & Team Faults	237	0
-------------	--	-----	---





Cumulative Statistics by Skill


As of FRI 12 JUL 2019 at 22:49

JPN - Japan

Including Game 48

Non-Scoring Dig	No.	Name	Aces	Faults	Serve	Total Attempts	Avg. by Set
	12	IKEYA Yuka	1	15	61	77	0.17
	3	SAWADA Yuka	-	1	2	3	0.00
	9	MATSUI Tamaki	-	3	15	18	0.00
	5	SADAKANE Riho	-	1	8	9	0.00
	11	SHIMA Mikoto	-	6	27	33	0.00
	10	YOKOTA Mami	-	3	7	10	0.00
	8	TANAKA Saki	-	-	1	1	0.00
	4	FURUYA Chinami	-	2	18	20	0.00
	7	OIKAWA Mayu	-	1	6	7	0.00
	2	SUGI Ayaka	-	-	1	1	0.00
	6	TAKASO Minami	-	-	3	3	0.00
	1	INOUE Arisa	-	8	31	39	0.00
	Team Totals			1	40	180	221

Non-Scoring Set	No.	Name	Running Sets	Faults	Still Sets	Total Attempts	Avg. by Set
	12	IKEYA Yuka	-	2	-	2	0.00
	3	SAWADA Yuka	-	1	-	1	0.00
	9	MATSUI Tamaki	-	2	-	2	0.00
	5	SADAKANE Riho	-	-	-	-	0.00
	11	SHIMA Mikoto	-	1	-	1	0.00
	10	YOKOTA Mami	-	-	-	-	0.00
	8	TANAKA Saki	-	-	-	-	0.00
	4	FURUYA Chinami	-	1	-	1	0.00
	7	OIKAWA Mayu	-	-	-	-	0.00
	2	SUGI Ayaka	-	-	-	-	0.00
	6	TAKASO Minami	-	-	-	-	0.00
	1	INOUE Arisa	-	-	-	-	0.00
	Team Totals			-	7	-	7

Non-Scoring Reception	No.	Name	Excellents	Faults	Serve Reception	Total Attempts	Succ. %
	10	YOKOTA Mami	3	-	1	4	75.00
	6	TAKASO Minami	7	-	5	12	58.33
	1	INOUE Arisa	60	9	56	125	48.00
	12	IKEYA Yuka	42	2	52	96	43.75
	11	SHIMA Mikoto	1	-	2	3	33.33
	4	FURUYA Chinami	35	6	66	107	32.71
	5	SADAKANE Riho	7	3	29	39	17.95
	7	OIKAWA Mayu	1	1	4	6	16.67
	9	MATSUI Tamaki	-	1	2	3	0.00
	3	SAWADA Yuka	-	-	-	-	-
	8	TANAKA Saki	-	-	-	-	-
	2	SUGI Ayaka	-	-	-	-	-
	Team Totals			156	22	217	395





Cumulative Statistics by Skill


As of FRI 12 JUL 2019 at 22:49

MEX - Mexico

Including Game 48

Scoring Spike	No.	Name	Spikes	Faults	Shots	Total Attempts	Eff. %
	16	LOPEZ GIL Devyanira	1	-	-	1	100.00
	15	RIVERA HERRERA Karen Paola	10	-	7	17	58.82
	7	VALDEZ LIZARRAGA Diana Gabriela	1	-	1	2	50.00
	10	MACIAS CASTANEDA Valeria	13	3	21	37	27.03
	6	MIRELES VALDES Karla Daniela	31	15	31	77	20.78
	3	NIETO GOMEZ Ana Gabriela	16	8	27	51	15.69
	13	CERVANTES MOLINA Karla Alejandra	29	15	54	98	14.29
	1	GONZALEZ GUZMAN Mitzy Natalia	58	41	100	199	8.54
	14	LOPEZ ESTRADA Assul Dayana	9	6	21	36	8.33
	8	ALVAREZ RAMIREZ Christian Daianne	11	8	26	45	6.67
	9	BOJORQUEZ RUIZ Miriam Arleth	18	23	33	74	-6.75
	11	KUTHY RODRIGUEZ Ana Paula Veronica	3	6	13	22	-13.63
	Team Totals			200	125	334	659

Scoring Block	No.	Name	Kill Blocks	Faults	Rebounds	Total Attempts	Avg. by Set
	8	ALVAREZ RAMIREZ Christian Daianne	5	6	22	33	0.45
	15	RIVERA HERRERA Karen Paola	5	11	19	35	0.25
	11	KUTHY RODRIGUEZ Ana Paula Veronica	2	7	9	18	0.20
	1	GONZALEZ GUZMAN Mitzy Natalia	4	10	16	30	0.20
	7	VALDEZ LIZARRAGA Diana Gabriela	1	-	-	1	0.17
	3	NIETO GOMEZ Ana Gabriela	2	18	24	44	0.11
	14	LOPEZ ESTRADA Assul Dayana	1	4	5	10	0.11
	6	MIRELES VALDES Karla Daniela	1	4	7	12	0.07
	10	MACIAS CASTANEDA Valeria	1	2	7	10	0.07
	13	CERVANTES MOLINA Karla Alejandra	1	5	10	16	0.06
	16	LOPEZ GIL Devyanira	-	-	1	1	0.00
	9	BOJORQUEZ RUIZ Miriam Arleth	-	9	7	16	0.00
	Team Totals			23	72	127	222

Scoring Service	No.	Name	Aces	Faults	Serve Hits	Total Attempts	Avg. by Set
	9	BOJORQUEZ RUIZ Miriam Arleth	6	8	25	39	0.43
	11	KUTHY RODRIGUEZ Ana Paula Veronica	4	9	12	25	0.40
	15	RIVERA HERRERA Karen Paola	8	6	52	66	0.40
	1	GONZALEZ GUZMAN Mitzy Natalia	7	10	42	59	0.35
	3	NIETO GOMEZ Ana Gabriela	6	3	39	48	0.33
	13	CERVANTES MOLINA Karla Alejandra	4	2	26	32	0.24
	6	MIRELES VALDES Karla Daniela	3	6	37	46	0.20
	8	ALVAREZ RAMIREZ Christian Daianne	2	4	21	27	0.18
	10	MACIAS CASTANEDA Valeria	-	4	9	13	0.00
	16	LOPEZ GIL Devyanira	-	-	6	6	0.00
	7	VALDEZ LIZARRAGA Diana Gabriela	-	-	-	-	0.00
	14	LOPEZ ESTRADA Assul Dayana	-	4	15	19	0.00
	Team Totals			40	56	284	380

Team	Opponent Errors & Team Faults	278	1
-------------	--	-----	---




Cumulative Statistics by Skill


As of FRI 12 JUL 2019 at 22:49

MEX - Mexico

Including Game 48

Non-Scoring Dig	No.	Name	Aces	Faults	Serve	Total Attempts	Avg. by Set	
	1	GONZALEZ GUZMAN Mitzy Natalia	1	1	8	10	0.05	
	6	MIRELES VALDES Karla Daniela	-	3	7	10	0.00	
	10	MACIAS CASTANEDA Valeria	-	-	-	-	0.00	
	3	NIETO GOMEZ Ana Gabriela	-	-	-	-	0.00	
	16	LOPEZ GIL Devanira	-	-	1	1	0.00	
	11	KUTHY RODRIGUEZ Ana Paula Veronica	-	-	1	1	0.00	
	7	VALDEZ LIZARRAGA Diana Gabriela	-	3	8	11	0.00	
	13	CERVANTES MOLINA Karla Alejandra	-	3	4	7	0.00	
	9	BOJORQUEZ RUIZ Miriam Arleth	-	-	-	-	0.00	
	14	LOPEZ ESTRADA Assul Dayana	-	1	2	3	0.00	
	8	ALVAREZ RAMIREZ Christian Daianne	-	-	-	-	0.00	
	15	RIVERA HERRERA Karen Paola	-	3	9	12	0.00	
	Team Totals			1	14	40	55	0.05

Non-Scoring Set	No.	Name	Running Sets	Faults	Still Sets	Total Attempts	Avg. by Set	
	15	RIVERA HERRERA Karen Paola	14	4	24	42	0.70	
	11	KUTHY RODRIGUEZ Ana Paula Veronica	3	-	8	11	0.30	
	7	VALDEZ LIZARRAGA Diana Gabriela	1	-	2	3	0.17	
	16	LOPEZ GIL Devanira	1	2	4	7	0.08	
	6	MIRELES VALDES Karla Daniela	-	2	1	3	0.00	
	10	MACIAS CASTANEDA Valeria	-	-	-	-	0.00	
	3	NIETO GOMEZ Ana Gabriela	-	1	-	1	0.00	
	13	CERVANTES MOLINA Karla Alejandra	-	-	-	-	0.00	
	1	GONZALEZ GUZMAN Mitzy Natalia	-	-	-	-	0.00	
	9	BOJORQUEZ RUIZ Miriam Arleth	-	2	-	2	0.00	
	14	LOPEZ ESTRADA Assul Dayana	-	-	-	-	0.00	
	8	ALVAREZ RAMIREZ Christian Daianne	-	-	-	-	0.00	
	Team Totals			19	11	39	69	0.95

Non-Scoring Reception	No.	Name	Excellents	Faults	Serve Reception	Total Attempts	Succ. %	
	9	BOJORQUEZ RUIZ Miriam Arleth	39	11	47	97	40.21	
	7	VALDEZ LIZARRAGA Diana Gabriela	37	9	58	104	35.58	
	13	CERVANTES MOLINA Karla Alejandra	23	5	46	74	31.08	
	6	MIRELES VALDES Karla Daniela	24	6	64	94	25.53	
	14	LOPEZ ESTRADA Assul Dayana	12	7	30	49	24.49	
	11	KUTHY RODRIGUEZ Ana Paula Veronica	-	1	2	3	0.00	
	1	GONZALEZ GUZMAN Mitzy Natalia	-	-	2	2	0.00	
	8	ALVAREZ RAMIREZ Christian Daianne	-	-	3	3	0.00	
	10	MACIAS CASTANEDA Valeria	-	-	-	-	-	
	3	NIETO GOMEZ Ana Gabriela	-	-	-	-	-	
	16	LOPEZ GIL Devanira	-	-	-	-	-	
	15	RIVERA HERRERA Karen Paola	-	-	-	-	-	
	Team Totals			135	39	252	426	31.69





Cumulative Statistics by Skill


As of FRI 12 JUL 2019 at 22:49

RUS - Russia

Including Game 48

Scoring Spike	No.	Name	Spikes	Faults	Shots	Total Attempts	Eff. %
	11	NOVIK Elena	3	-	1	4	75.00
	14	LAZAREVA Anna	116	25	81	222	40.99
	12	RYSEVA Daria	2	-	4	6	33.33
	10	EVDOKIMOVA Ekaterina	29	10	18	57	33.33
	7	ZAYTSEVA Valeriya	20	6	24	50	28.00
	17	SPERSKAITE Angelina	50	17	55	122	27.05
	15	ZUBAREVA Olqa	1	-	3	4	25.00
	16	VOROBYEVA Maria	48	19	58	125	23.20
	9	RUSSU Viktoriia	-	1	4	5	-19.99
	2	SMIRNOVA Kseniia	-	1	-	1	-99.99
	6	KURNOSOVA Kristina	-	-	-	-	-
	5	STALNAYA Anastasia	-	-	-	-	-
	Team Totals			269	79	248	596

Scoring Block	No.	Name	Kill Blocks	Faults	Rebounds	Total Attempts	Avg. by Set
	10	EVDOKIMOVA Ekaterina	16	19	27	62	0.76
	14	LAZAREVA Anna	16	7	11	34	0.76
	7	ZAYTSEVA Valeriya	8	15	10	33	0.42
	9	RUSSU Viktoriia	2	2	-	4	0.40
	17	SPERSKAITE Angelina	7	10	8	25	0.33
	12	RYSEVA Daria	4	11	6	21	0.29
	16	VOROBYEVA Maria	4	14	14	32	0.19
	2	SMIRNOVA Kseniia	1	1	-	2	0.11
	11	NOVIK Elena	1	2	3	6	0.08
	6	KURNOSOVA Kristina	-	-	-	-	0.00
	15	ZUBAREVA Olqa	-	3	-	3	0.00
	5	STALNAYA Anastasia	-	-	1	1	-
	Team Totals			59	71	80	210

Scoring Service	No.	Name	Aces	Faults	Serve Hits	Total Attempts	Avg. by Set
	16	VOROBYEVA Maria	14	24	60	98	0.67
	17	SPERSKAITE Angelina	9	5	63	77	0.43
	15	ZUBAREVA Olqa	2	1	11	14	0.40
	14	LAZAREVA Anna	7	12	56	75	0.33
	10	EVDOKIMOVA Ekaterina	6	3	67	76	0.29
	11	NOVIK Elena	3	5	45	53	0.23
	12	RYSEVA Daria	3	3	50	56	0.21
	7	ZAYTSEVA Valeriya	2	11	30	43	0.11
	6	KURNOSOVA Kristina	-	-	-	-	0.00
	2	SMIRNOVA Kseniia	-	1	7	8	0.00
	9	RUSSU Viktoriia	-	-	1	1	0.00
	5	STALNAYA Anastasia	-	-	-	-	-
	Team Totals			46	65	390	501

Team	Opponent Errors & Team Faults	252	0
-------------	--	-----	---





Cumulative Statistics by Skill


As of FRI 12 JUL 2019 at 22:49

RUS - Russia

Including Game 48

Non-Scoring Dig	No.	Name	Aces	Faults	Serve	Total Attempts	Avg. by Set
	12	RYSEVA Daria	-	2	4	6	0.00
	6	KURNOSOVA Kristina	-	8	28	36	0.00
	11	NOVIK Elena	-	-	3	3	0.00
	17	SPERSKAITE Angelina	-	3	11	14	0.00
	2	SMIRNOVA Kseniia	-	-	-	-	0.00
	15	ZUBAREVA Olqa	-	1	-	1	0.00
	10	EVDOKIMOVA Ekaterina	-	5	4	9	0.00
	14	LAZAREVA Anna	-	1	13	14	0.00
	16	VOROBYEVA Maria	-	4	14	18	0.00
	9	RUSSU Viktronia	-	-	-	-	0.00
	7	ZAYTSEVA Valeriya	-	-	2	2	0.00
	5	STALNAYA Anastasia	-	-	1	1	0.00
Team Totals			-	24	80	104	0.00

Non-Scoring Set	No.	Name	Running Sets	Faults	Still Sets	Total Attempts	Avg. by Set
	12	RYSEVA Daria	-	3	-	3	0.00
	6	KURNOSOVA Kristina	-	-	-	-	0.00
	11	NOVIK Elena	-	3	-	3	0.00
	17	SPERSKAITE Angelina	-	3	-	3	0.00
	2	SMIRNOVA Kseniia	-	-	-	-	0.00
	15	ZUBAREVA Olqa	-	-	-	-	0.00
	10	EVDOKIMOVA Ekaterina	-	2	-	2	0.00
	14	LAZAREVA Anna	-	1	-	1	0.00
	16	VOROBYEVA Maria	-	1	-	1	0.00
	9	RUSSU Viktronia	-	-	-	-	0.00
	7	ZAYTSEVA Valeriya	-	-	-	-	0.00
	5	STALNAYA Anastasia	-	-	-	-	0.00
Team Totals			-	13	-	13	0.00

Non-Scoring Reception	No.	Name	Excellents	Faults	Serve Reception	Total Attempts	Succ. %
	10	EVDOKIMOVA Ekaterina	2	-	1	3	66.67
	6	KURNOSOVA Kristina	51	2	31	84	60.71
	16	VOROBYEVA Maria	71	6	58	135	52.59
	17	SPERSKAITE Angelina	54	12	68	134	40.30
	11	NOVIK Elena	-	1	1	2	0.00
	2	SMIRNOVA Kseniia	-	-	1	1	0.00
	7	ZAYTSEVA Valeriya	-	-	1	1	0.00
	12	RYSEVA Daria	-	-	-	-	0.00
	15	ZUBAREVA Olqa	-	-	-	-	0.00
	14	LAZAREVA Anna	-	-	-	-	0.00
	5	STALNAYA Anastasia	-	-	-	-	0.00
	9	RUSSU Viktronia	-	-	-	-	0.00
Team Totals			178	21	161	360	49.44





Cumulative Statistics by Skill


As of FRI 12 JUL 2019 at 22:49

SUI - Switzerland

Including Game 48

Scoring Spike	No.	Name	Spikes	Faults	Shots	Total Attempts	Eff. %	
	20	WASSNER Olivia	9	-	4	13	69.23	
	11	TROSCH Sarah	1	-	1	2	50.00	
	13	STAFFELBACH Xenia	6	-	7	13	46.15	
	9	BRUNNER Sarina	34	11	34	79	29.11	
	15	PETITAT Chiara	8	3	7	18	27.78	
	8	STORCK Maia	80	29	81	190	26.84	
	1	LENGWEILER Julie	35	16	45	96	19.79	
	4	SCHOTTROFF Gabi	11	4	23	38	18.42	
	10	SULSER Samira Stephanie	9	5	8	22	18.18	
	3	ZAUGG Livia	16	9	35	60	11.67	
	6	MATTER Madlaina	11	7	19	37	10.81	
	12	KNUTTI Flavia	-	-	-	-	-	
	Team Totals			220	84	264	568	23.94

Scoring Block	No.	Name	Kill Blocks	Faults	Rebounds	Total Attempts	Avg. by Set	
	8	STORCK Maia	9	12	11	32	0.45	
	4	SCHOTTROFF Gabi	6	15	25	46	0.33	
	6	MATTER Madlaina	4	13	20	37	0.29	
	13	STAFFELBACH Xenia	2	2	7	11	0.17	
	20	WASSNER Olivia	3	5	9	17	0.15	
	3	ZAUGG Livia	1	7	8	16	0.09	
	9	BRUNNER Sarina	1	2	5	8	0.07	
	1	LENGWEILER Julie	1	3	4	8	0.06	
	12	KNUTTI Flavia	-	-	-	-	0.00	
	11	TROSCH Sarah	-	2	2	4	0.00	
	15	PETITAT Chiara	-	1	4	5	0.00	
	10	SULSER Samira Stephanie	-	6	7	13	0.00	
	Team Totals			27	69	102	198	1.35

Scoring Service	No.	Name	Aces	Faults	Serve Hits	Total Attempts	Avg. by Set	
	1	LENGWEILER Julie	6	3	44	53	0.35	
	10	SULSER Samira Stephanie	3	2	19	24	0.30	
	6	MATTER Madlaina	4	4	31	39	0.29	
	13	STAFFELBACH Xenia	3	2	23	28	0.25	
	20	WASSNER Olivia	5	9	39	53	0.25	
	11	TROSCH Sarah	3	3	19	25	0.21	
	9	BRUNNER Sarina	3	5	35	43	0.20	
	3	ZAUGG Livia	2	3	16	21	0.18	
	8	STORCK Maia	3	5	46	54	0.15	
	4	SCHOTTROFF Gabi	1	2	27	30	0.06	
	12	KNUTTI Flavia	-	-	-	-	0.00	
	15	PETITAT Chiara	-	-	8	8	0.00	
	Team Totals			33	38	307	378	1.65

Team	Opponent Errors & Team Faults	264	0
-------------	--	-----	---





Cumulative Statistics by Skill


As of FRI 12 JUL 2019 at 22:49

SUI - Switzerland

Including Game 48

Non-Scoring Dig	No.	Name	Aces	Faults	Serve	Total Attempts	Avg. by Set	
	12	KNUTTI Flavia	10	10	16	36	1.67	
	6	MATTER Madlaina	3	1	1	5	0.21	
	8	STORCK Maia	4	6	24	34	0.20	
	9	BRUNNER Sarina	2	7	8	17	0.13	
	20	WASSNER Olivia	2	3	15	20	0.10	
	13	STAFFELBACH Xenia	1	1	1	3	0.08	
	1	LENGWEILER Julie	1	2	8	11	0.06	
	11	TROSC Sarah	-	3	5	8	0.00	
	3	ZAUGG Livia	-	3	10	13	0.00	
	15	PETITAT Chiara	-	7	8	15	0.00	
	10	SULSER Samira Stephanie	-	-	2	2	0.00	
	4	SCHOTTROFF Gabi	-	3	4	7	0.00	
	Team Totals			23	46	102	171	1.15

Non-Scoring Set	No.	Name	Running Sets	Faults	Still Sets	Total Attempts	Avg. by Set	
	20	WASSNER Olivia	44	6	70	120	2.20	
	12	KNUTTI Flavia	9	-	3	12	1.50	
	11	TROSC Sarah	5	2	9	16	0.36	
	4	SCHOTTROFF Gabi	1	-	-	1	0.06	
	1	LENGWEILER Julie	1	1	1	3	0.06	
	8	STORCK Maia	1	-	2	3	0.05	
	13	STAFFELBACH Xenia	-	-	-	-	0.00	
	3	ZAUGG Livia	-	-	-	-	0.00	
	15	PETITAT Chiara	-	-	1	1	0.00	
	9	BRUNNER Sarina	-	-	-	-	0.00	
	10	SULSER Samira Stephanie	-	-	-	-	0.00	
	6	MATTER Madlaina	-	-	-	-	0.00	
	Team Totals			61	9	86	156	3.05

Non-Scoring Reception	No.	Name	Excellents	Faults	Serve Reception	Total Attempts	Succ. %	
	20	WASSNER Olivia	1	-	-	1	100.00	
	9	BRUNNER Sarina	53	9	40	102	51.96	
	8	STORCK Maia	6	-	7	13	46.15	
	3	ZAUGG Livia	27	13	29	69	39.13	
	12	KNUTTI Flavia	27	12	35	74	36.49	
	1	LENGWEILER Julie	33	12	55	100	33.00	
	15	PETITAT Chiara	15	7	31	53	28.30	
	11	TROSC Sarah	-	-	1	1	0.00	
	13	STAFFELBACH Xenia	-	-	2	2	0.00	
	10	SULSER Samira Stephanie	-	-	3	3	0.00	
	6	MATTER Madlaina	-	-	1	1	0.00	
	4	SCHOTTROFF Gabi	-	-	-	-	0.00	
	Team Totals			162	53	204	419	38.66





Cumulative Statistics by Skill


As of FRI 12 JUL 2019 at 22:49

THA - Thailand

Including Game 48

Scoring Spike	No.	Name	Spikes	Faults	Shots	Total Attempts	Eff. %
	2	NILAPA Chatsuda	2	-	-	2	100.00
	16	PANKAEW Parinya	4	-	5	9	44.44
	8	KAMULTHALA Kaewkalaya	40	7	39	86	38.37
	19	PROMNOK Arisa	2	-	5	7	28.57
	17	SANGPAN Sasiwimol	27	9	34	70	25.71
	12	PHOCHAROEN Sineenat	58	23	87	168	20.83
	13	PINSUWAN Khatthalee	77	40	111	228	16.23
	7	SITTISAD Patcharaporn	72	49	91	212	10.85
	1	KANSATTRU Ruchisaya	-	-	1	1	0.00
	3	JARAT Hathairat	1	1	1	3	0.00
	10	AEKPATCHA Kantima	-	3	4	7	-42.85
	11	LAOLAEM Aurairat	-	-	-	-	-
	Team Totals			283	132	378	793

Scoring Block	No.	Name	Kill Blocks	Faults	Rebounds	Total Attempts	Avg. by Set
	8	KAMULTHALA Kaewkalaya	7	20	38	65	0.32
	17	SANGPAN Sasiwimol	7	19	35	61	0.32
	13	PINSUWAN Khatthalee	2	12	14	28	0.09
	12	PHOCHAROEN Sineenat	1	9	15	25	0.05
	16	PANKAEW Parinya	1	5	2	8	0.05
	7	SITTISAD Patcharaporn	1	14	10	25	0.05
	1	KANSATTRU Ruchisaya	-	-	-	-	0.00
	3	JARAT Hathairat	-	-	-	-	0.00
	19	PROMNOK Arisa	-	-	-	-	0.00
	2	NILAPA Chatsuda	-	-	-	-	0.00
	11	LAOLAEM Aurairat	-	-	-	-	0.00
	10	AEKPATCHA Kantima	-	1	-	1	0.00
	Team Totals			19	88	114	221

Scoring Service	No.	Name	Aces	Faults	Serve Hits	Total Attempts	Avg. by Set
	16	PANKAEW Parinya	9	8	76	93	0.41
	8	KAMULTHALA Kaewkalaya	8	7	66	81	0.36
	13	PINSUWAN Khatthalee	6	6	69	81	0.27
	2	NILAPA Chatsuda	1	-	3	4	0.25
	17	SANGPAN Sasiwimol	1	9	50	60	0.05
	12	PHOCHAROEN Sineenat	1	4	65	70	0.05
	7	SITTISAD Patcharaporn	1	8	60	69	0.05
	1	KANSATTRU Ruchisaya	-	-	-	-	0.00
	3	JARAT Hathairat	-	-	1	1	0.00
	19	PROMNOK Arisa	-	-	4	4	0.00
	11	LAOLAEM Aurairat	-	-	3	3	0.00
	10	AEKPATCHA Kantima	-	-	-	-	0.00
	Team Totals			27	42	397	466

Team	Opponent Errors & Team Faults	258	2
-------------	--	-----	---





Cumulative Statistics by Skill


As of FRI 12 JUL 2019 at 22:49

THA - Thailand

Including Game 48

Non-Scoring Dig	No.	Name	Aces	Faults	Serve	Total Attempts	Avg. by Set	
	1	KANSATTRU Ruchisaya	3	5	35	43	0.50	
	13	PINSUWAN Khatthalee	3	2	6	11	0.14	
	12	PHOCHAROEN Sineenat	1	3	7	11	0.05	
	8	KAMULTHALA Kaewkalaya	-	2	9	11	0.00	
	17	SANGPAN Sasiwimol	-	2	3	5	0.00	
	16	PANKAEW Parinya	-	6	18	24	0.00	
	3	JARAT Hathairat	-	-	-	-	0.00	
	7	SITTISAD Patcharaporn	-	3	9	12	0.00	
	19	PROMNOK Arisa	-	2	1	3	0.00	
	2	NILAPA Chatsuda	-	-	-	-	0.00	
	11	LAOLAEM Aurairat	-	-	2	2	0.00	
	10	AEKPATCHA Kantima	-	-	-	-	0.00	
	Team Totals			7	25	90	122	0.32

Non-Scoring Set	No.	Name	Running Sets	Faults	Still Sets	Total Attempts	Avg. by Set	
	16	PANKAEW Parinya	60	9	71	140	2.73	
	1	KANSATTRU Ruchisaya	3	-	10	13	0.50	
	11	LAOLAEM Aurairat	2	3	1	6	0.33	
	8	KAMULTHALA Kaewkalaya	1	1	4	6	0.05	
	13	PINSUWAN Khatthalee	-	2	-	2	0.00	
	17	SANGPAN Sasiwimol	-	1	3	4	0.00	
	12	PHOCHAROEN Sineenat	-	-	4	4	0.00	
	3	JARAT Hathairat	-	-	-	-	0.00	
	7	SITTISAD Patcharaporn	-	-	-	-	0.00	
	19	PROMNOK Arisa	-	-	1	1	0.00	
	2	NILAPA Chatsuda	-	-	-	-	0.00	
	10	AEKPATCHA Kantima	-	-	-	-	0.00	
	Team Totals			66	16	94	176	3.00

Non-Scoring Reception	No.	Name	Excellents	Faults	Serve Reception	Total Attempts	Succ. %	
	1	KANSATTRU Ruchisaya	64	9	51	124	51.61	
	10	AEKPATCHA Kantima	1	-	1	2	50.00	
	7	SITTISAD Patcharaporn	78	17	68	163	47.85	
	19	PROMNOK Arisa	8	3	12	23	34.78	
	12	PHOCHAROEN Sineenat	20	4	37	61	32.79	
	13	PINSUWAN Khatthalee	18	7	30	55	32.73	
	2	NILAPA Chatsuda	1	1	3	5	20.00	
	8	KAMULTHALA Kaewkalaya	-	-	1	1	0.00	
	17	SANGPAN Sasiwimol	-	-	1	1	0.00	
	16	PANKAEW Parinya	-	-	-	-	-	
	3	JARAT Hathairat	-	-	-	-	-	
	11	LAOLAEM Aurairat	-	-	-	-	-	
	Team Totals			190	41	204	435	43.68





Cumulative Statistics by Skill


As of FRI 12 JUL 2019 at 22:49

TPE - Chinese Taipei

Including Game 48

Scoring Spike	No.	Name	Spikes	Faults	Shots	Total Attempts	Eff. %	
	8	CHIU Ya-Hui	3	-	-	3	100.00	
	3	TSENG Wan-Ling	51	11	37	99	40.40	
	12	LIAO Yi-Jen	5	1	4	10	40.00	
	20	LIU Shuang-Ling	4	1	6	11	27.27	
	7	HUANG Hsin-Yu	25	10	20	55	27.27	
	2	CHANG Li-Wen	72	29	73	174	24.71	
	16	CHEN Tzu-Ya	71	31	81	183	21.86	
	4	LO Yi-Ching	44	20	47	111	21.62	
	15	LIN Shu-Ho	25	19	34	78	7.69	
	1	LAI Xiang-Chen	-	-	1	1	0.00	
	13	TSAI Qin-Yao	2	3	5	10	-9.99	
	9	CHEN Jia-Man	-	1	2	3	-33.32	
	Team Totals			302	126	310	738	23.85

Scoring Block	No.	Name	Kill Blocks	Faults	Rebounds	Total Attempts	Avg. by Set	
	3	TSENG Wan-Ling	8	20	21	49	0.35	
	7	HUANG Hsin-Yu	7	16	34	57	0.33	
	20	LIU Shuang-Ling	1	-	1	2	0.13	
	2	CHANG Li-Wen	3	12	15	30	0.13	
	13	TSAI Qin-Yao	1	1	4	6	0.09	
	15	LIN Shu-Ho	1	5	5	11	0.06	
	9	CHEN Jia-Man	1	6	10	17	0.06	
	4	LO Yi-Ching	1	4	5	10	0.05	
	16	CHEN Tzu-Ya	1	14	10	25	0.04	
	1	LAI Xiang-Chen	-	-	2	2	0.00	
	12	LIAO Yi-Jen	-	4	8	12	0.00	
	8	CHIU Ya-Hui	-	2	3	5	0.00	
	Team Totals			24	79	118	221	1.04

Scoring Service	No.	Name	Aces	Faults	Serve Hits	Total Attempts	Avg. by Set	
	12	LIAO Yi-Jen	4	3	41	48	0.31	
	13	TSAI Qin-Yao	3	7	13	23	0.27	
	16	CHEN Tzu-Ya	6	5	67	78	0.26	
	9	CHEN Jia-Man	4	2	50	56	0.25	
	7	HUANG Hsin-Yu	5	6	37	48	0.24	
	4	LO Yi-Ching	4	6	43	53	0.18	
	2	CHANG Li-Wen	3	6	51	60	0.13	
	15	LIN Shu-Ho	2	-	38	40	0.13	
	20	LIU Shuang-Ling	-	1	7	8	0.00	
	1	LAI Xiang-Chen	-	-	-	-	0.00	
	3	TSENG Wan-Ling	-	6	47	53	0.00	
	8	CHIU Ya-Hui	-	2	7	9	0.00	
	Team Totals			31	44	401	476	1.35

Team	Opponent Errors & Team Faults	286	0
-------------	--	-----	---





Cumulative Statistics by Skill


As of FRI 12 JUL 2019 at 22:49

TPE - Chinese Taipei

Including Game 48

Non-Scoring Dig	No.	Name	Aces	Faults	Serve	Total Attempts	Avg. by Set	
	1	LAI Xiang-Chen	7	10	38	55	1.17	
	2	CHANG Li-Wen	4	4	8	16	0.17	
	4	LO Yi-Ching	3	6	7	16	0.14	
	20	LIU Shuang-Ling	1	-	-	1	0.13	
	9	CHEN Jia-Man	2	2	7	11	0.13	
	7	HUANG Hsin-Yu	1	5	4	10	0.05	
	3	TSENG Wan-Ling	1	1	5	7	0.04	
	12	LIAO Yi-Jen	-	5	8	13	0.00	
	16	CHEN Tzu-Ya	-	8	23	31	0.00	
	8	CHIU Ya-Hui	-	1	-	1	0.00	
	13	TSAI Qin-Yao	-	-	3	3	0.00	
	15	LIN Shu-Ho	-	5	5	10	0.00	
	Team Totals			19	47	108	174	0.83

Non-Scoring Set	No.	Name	Running Sets	Faults	Still Sets	Total Attempts	Avg. by Set	
	9	CHEN Jia-Man	105	5	62	172	6.56	
	12	LIAO Yi-Jen	24	3	77	104	1.85	
	1	LAI Xiang-Chen	3	1	5	9	0.50	
	4	LO Yi-Ching	2	1	4	7	0.09	
	3	TSENG Wan-Ling	1	1	4	6	0.04	
	16	CHEN Tzu-Ya	1	1	5	7	0.04	
	20	LIU Shuang-Ling	-	-	-	-	0.00	
	2	CHANG Li-Wen	-	2	4	6	0.00	
	7	HUANG Hsin-Yu	-	1	1	2	0.00	
	8	CHIU Ya-Hui	-	-	-	-	0.00	
	13	TSAI Qin-Yao	-	-	3	3	0.00	
	15	LIN Shu-Ho	-	-	3	3	0.00	
	Team Totals			136	15	168	319	5.91

Non-Scoring Reception	No.	Name	Excellents	Faults	Serve Reception	Total Attempts	Succ. %
	2	CHANG Li-Wen	1	-	1	2	50.00
	4	LO Yi-Ching	44	7	59	110	40.00
	16	CHEN Tzu-Ya	37	10	60	107	34.58
	1	LAI Xiang-Chen	41	11	71	123	33.33
	15	LIN Shu-Ho	20	2	47	69	28.99
	3	TSENG Wan-Ling	2	-	7	9	22.22
	20	LIU Shuang-Ling	1	1	7	9	11.11
	12	LIAO Yi-Jen	-	-	1	1	0.00
	7	HUANG Hsin-Yu	-	-	2	2	0.00
	9	CHEN Jia-Man	-	-	1	1	0.00
	8	CHIU Ya-Hui	-	-	-	-	-
	13	TSAI Qin-Yao	-	-	-	-	-
	Team Totals			146	31	256	433





Cumulative Statistics by Skill


As of FRI 12 JUL 2019 at 22:49

UKR - Ukraine

Including Game 48

Scoring Spike	No.	Name	Spikes	Faults	Shots	Total Attempts	Eff. %
	2	KARPETS Diana	48	9	34	91	42.86
	3	MAZENKO Maryna	18	3	22	43	34.88
	7	MIRCHEVA Anhelina	5	1	7	13	30.77
	18	NAPALKOVA Olena	4	-	9	13	30.77
	17	MAIEVSKA Anastasiia	3	1	6	10	20.00
	9	BOYKO Yuliya	39	17	61	117	18.80
	1	DUDNYK Kateryna	63	41	53	157	14.01
	5	MILENKO Oleksandra	18	12	25	55	10.91
	4	ZHULA Hanna	5	4	8	17	5.88
	12	FRANKEVYCH Diana	4	3	15	22	4.55
	10	YEFREMENKO Anna	31	27	59	117	3.42
	6	DUDENOK Daria	-	-	1	1	0.00
	Team Totals			238	118	300	656

Scoring Block	No.	Name	Kill Blocks	Faults	Rebounds	Total Attempts	Avg. by Set
	2	KARPETS Diana	18	24	20	62	0.82
	3	MAZENKO Maryna	10	17	16	43	0.53
	1	DUDNYK Kateryna	10	8	11	29	0.45
	18	NAPALKOVA Olena	8	9	6	23	0.42
	10	YEFREMENKO Anna	6	15	7	28	0.26
	17	MAIEVSKA Anastasiia	3	5	7	15	0.25
	5	MILENKO Oleksandra	2	3	5	10	0.15
	12	FRANKEVYCH Diana	1	3	2	6	0.11
	7	MIRCHEVA Anhelina	1	10	11	22	0.06
	6	DUDENOK Daria	-	-	-	-	0.00
	9	BOYKO Yuliya	-	3	8	11	0.00
	4	ZHULA Hanna	-	1	1	2	0.00
	Team Totals			59	91	94	244

Scoring Service	No.	Name	Aces	Faults	Serve Hits	Total Attempts	Avg. by Set
	9	BOYKO Yuliya	7	3	46	56	0.41
	18	NAPALKOVA Olena	7	3	37	47	0.37
	1	DUDNYK Kateryna	6	5	75	86	0.27
	10	YEFREMENKO Anna	6	9	39	54	0.26
	7	MIRCHEVA Anhelina	3	4	41	48	0.18
	17	MAIEVSKA Anastasiia	2	2	17	21	0.17
	3	MAZENKO Maryna	3	4	40	47	0.16
	5	MILENKO Oleksandra	2	3	25	30	0.15
	2	KARPETS Diana	2	9	57	68	0.09
	6	DUDENOK Daria	-	-	-	-	0.00
	4	ZHULA Hanna	-	-	1	1	0.00
	12	FRANKEVYCH Diana	-	1	10	11	0.00
	Team Totals			38	43	388	469

Team	Opponent Errors & Team Faults	294	0
-------------	--	-----	---





Cumulative Statistics by Skill


As of FRI 12 JUL 2019 at 22:49

UKR - Ukraine

Including Game 48

Non-Scoring Dig	No.	Name	Aces	Faults	Serve	Total Attempts	Avg. by Set
	5	MILENKO Oleksandra	8	-	8	16	0.62
	6	DUDENOK Daria	3	14	17	34	0.50
	1	DUDNYK Kateryna	6	6	13	25	0.27
	7	MIRCHEVA Anhelina	3	5	5	13	0.18
	2	KARPETS Diana	3	2	4	9	0.14
	18	NAPALKOVA Olena	1	2	6	9	0.05
	10	YEFREMENKO Anna	1	2	6	9	0.04
	9	BOYKO Yuliya	-	1	9	10	0.00
	3	MAZENKO Maryna	-	3	2	5	0.00
	17	MAIEVSKA Anastasiia	-	2	3	5	0.00
	4	ZHULA Hanna	-	-	-	-	0.00
	12	FRANKEVYCH Diana	-	1	2	3	0.00
	Team Totals			25	38	75	138

Non-Scoring Set	No.	Name	Running Sets	Faults	Still Sets	Total Attempts	Avg. by Set
	7	MIRCHEVA Anhelina	52	8	54	114	3.06
	18	NAPALKOVA Olena	46	3	52	101	2.42
	6	DUDENOK Daria	5	1	6	12	0.83
	2	KARPETS Diana	2	-	4	6	0.09
	5	MILENKO Oleksandra	1	-	3	4	0.08
	9	BOYKO Yuliya	1	-	2	3	0.06
	1	DUDNYK Kateryna	1	-	2	3	0.05
	3	MAZENKO Maryna	-	1	2	3	0.00
	17	MAIEVSKA Anastasiia	-	-	1	1	0.00
	4	ZHULA Hanna	-	-	-	-	0.00
	12	FRANKEVYCH Diana	-	-	-	-	0.00
	10	YEFREMENKO Anna	-	1	1	2	0.00
	Team Totals			108	14	127	249

Non-Scoring Reception	No.	Name	Excellents	Faults	Serve Reception	Total Attempts	Succ. %
	3	MAZENKO Maryna	1	-	-	1	100.00
	10	YEFREMENKO Anna	2	-	-	2	100.00
	9	BOYKO Yuliya	49	5	43	97	50.52
	5	MILENKO Oleksandra	13	1	13	27	48.15
	1	DUDNYK Kateryna	75	11	81	167	44.91
	6	DUDENOK Daria	58	12	70	140	41.43
	12	FRANKEVYCH Diana	5	2	11	18	27.78
	4	ZHULA Hanna	2	1	8	11	18.18
	7	MIRCHEVA Anhelina	-	-	1	1	0.00
	18	NAPALKOVA Olena	-	-	1	1	0.00
	2	KARPETS Diana	-	1	2	3	0.00
	17	MAIEVSKA Anastasiia	-	-	-	-	-
	Team Totals			205	33	230	468





Cumulative Statistics by Skill


As of FRI 12 JUL 2019 at 22:49

USA - United States

Including Game 48

Scoring Spike	No.	Name	Spikes	Faults	Shots	Total Attempts	Eff. %
	4	DILFER Victoria Belle	4	1	1	6	50.00
	5	ESCHENBERG Kennedy Mykel	12	1	13	26	42.31
	2	SAMEDY Stephanie	59	11	49	119	40.34
	9	BAJEMA Kara Jane	67	18	48	133	36.84
	3	BROWN Diana Elizabeth	3	1	2	6	33.33
	7	NIECE Avalyn Keli	24	8	17	49	32.65
	1	FITZMORRIS Audriana Marqaret	41	12	43	96	30.21
	6	GATES Madeleine Randel	17	6	15	38	28.95
	10	KUYAVA-DE BERG Kylie Marie	18	7	20	45	24.44
	11	ROLLINS Adanna Lauran	10	4	14	28	21.43
	12	MC CLURE Meghan Shea	14	8	37	59	10.17
	8	BARNES Lauren Marqaret	-	-	-	-	-
	Team Totals			269	77	259	605

Scoring Block	No.	Name	Kill Blocks	Faults	Rebounds	Total Attempts	Avg. by Set
	7	NIECE Avalyn Keli	10	22	15	47	0.59
	6	GATES Madeleine Randel	6	13	17	36	0.46
	5	ESCHENBERG Kennedy Mykel	5	14	13	32	0.42
	1	FITZMORRIS Audriana Marqaret	6	14	9	29	0.32
	2	SAMEDY Stephanie	6	12	14	32	0.32
	9	BAJEMA Kara Jane	3	6	10	19	0.18
	10	KUYAVA-DE BERG Kylie Marie	2	4	3	9	0.18
	3	BROWN Diana Elizabeth	3	8	5	16	0.16
	12	MC CLURE Meghan Shea	2	3	3	8	0.13
	4	DILFER Victoria Belle	2	9	8	19	0.11
	11	ROLLINS Adanna Lauran	1	2	2	5	0.08
	8	BARNES Lauren Marqaret	-	-	-	-	0.00
	Team Totals			46	94	99	239

Scoring Service	No.	Name	Aces	Faults	Serve Hits	Total Attempts	Avg. by Set
	10	KUYAVA-DE BERG Kylie Marie	14	3	27	44	1.27
	6	GATES Madeleine Randel	5	-	40	45	0.38
	4	DILFER Victoria Belle	6	9	37	52	0.33
	11	ROLLINS Adanna Lauran	2	2	24	28	0.17
	12	MC CLURE Meghan Shea	2	2	52	56	0.13
	3	BROWN Diana Elizabeth	2	7	41	50	0.11
	5	ESCHENBERG Kennedy Mykel	1	2	34	37	0.08
	9	BAJEMA Kara Jane	1	7	49	57	0.06
	7	NIECE Avalyn Keli	1	9	38	48	0.06
	2	SAMEDY Stephanie	1	1	27	29	0.05
	1	FITZMORRIS Audriana Marqaret	-	5	16	21	0.00
	8	BARNES Lauren Marqaret	-	-	-	-	0.00
	Team Totals			35	47	385	467

Team	Opponent Errors & Team Faults	305	0
-------------	--	-----	---





Cumulative Statistics by Skill


As of FRI 12 JUL 2019 at 22:49

USA - United States

Including Game 48

Non-Scoring Dig	No.	Name	Aces	Faults	Serve	Total Attempts	Avg. by Set
	8	BARNES Lauren Margaret	13	17	43	73	2.17
	12	MC CLURE Meghan Shea	4	3	11	18	0.25
	9	BAJEMA Kara Jane	4	5	20	29	0.24
	10	KUYAVA-DE BERG Kylie Marie	2	3	3	8	0.18
	11	ROLLINS Adanna Lauran	2	2	6	10	0.17
	7	NIECE Avalyn Keli	2	5	7	14	0.12
	4	DILFER Victoria Belle	2	5	18	25	0.11
	1	FITZMORRIS Audriana Margaret	1	2	5	8	0.05
	5	ESCHENBERG Kennedy Mykel	-	1	3	4	0.00
	2	SAMEDY Stephanie	-	7	18	25	0.00
	6	GATES Madeleine Randel	-	4	4	8	0.00
	3	BROWN Diana Elizabeth	-	4	11	15	0.00
	Team Totals			30	58	149	237

Non-Scoring Set	No.	Name	Running Sets	Faults	Still Sets	Total Attempts	Avg. by Set
	4	DILFER Victoria Belle	73	6	51	130	4.06
	3	BROWN Diana Elizabeth	76	3	34	113	4.00
	8	BARNES Lauren Margaret	6	1	18	25	1.00
	10	KUYAVA-DE BERG Kylie Marie	1	-	-	1	0.09
	9	BAJEMA Kara Jane	1	1	2	4	0.06
	1	FITZMORRIS Audriana Margaret	1	-	1	2	0.05
	5	ESCHENBERG Kennedy Mykel	-	-	3	3	0.00
	7	NIECE Avalyn Keli	-	1	1	2	0.00
	2	SAMEDY Stephanie	-	1	2	3	0.00
	6	GATES Madeleine Randel	-	-	1	1	0.00
	12	MC CLURE Meghan Shea	-	-	2	2	0.00
	11	ROLLINS Adanna Lauran	-	-	1	1	0.00
	Team Totals			158	13	116	287

Non-Scoring Reception	No.	Name	Excellents	Faults	Serve Reception	Total Attempts	Succ. %
	3	BROWN Diana Elizabeth	1	-	-	1	100.00
	7	NIECE Avalyn Keli	2	-	1	3	66.67
	9	BAJEMA Kara Jane	24	6	36	66	36.36
	8	BARNES Lauren Margaret	34	7	55	96	35.42
	10	KUYAVA-DE BERG Kylie Marie	10	3	17	30	33.33
	11	ROLLINS Adanna Lauran	19	6	48	73	26.03
	1	FITZMORRIS Audriana Margaret	1	-	3	4	25.00
	12	MC CLURE Meghan Shea	23	3	70	96	23.96
	2	SAMEDY Stephanie	-	-	1	1	0.00
	6	GATES Madeleine Randel	-	1	1	2	0.00
	4	DILFER Victoria Belle	-	1	1	2	0.00
	5	ESCHENBERG Kennedy Mykel	-	-	-	-	-
	Team Totals			114	27	233	374


LEGEND

(S) Suspended from the tournament Avg. Average Eff. % Efficiency No. Shirt Number Succ. % Success %



Team Ranking by Skill


As of FRI 12 JUL 2019 at 22:49

Scoring Spike	Rk	Team	Spikes	Faults	Shots	Total Attempts	Eff. %
	1	RUS - Russia	269	79	248	596	31.88
	2	USA - United States	269	77	259	605	31.74
	3	CHN - China	294	84	337	715	29.37
	4	JPN - Japan	306	99	323	728	28.43
	5	HUN - Hungary	289	99	305	693	27.42
	6	ITA - Italy	257	88	299	644	26.24
	7	CZE - Czech Republic	270	96	324	690	25.22
	8	BRA - Brazil	271	107	297	675	24.30
	9	SUI - Switzerland	220	84	264	568	23.94
	10	TPE - Chinese Taipei	302	126	310	738	23.85
	11	GER - Germany	302	129	347	778	22.24
	12	ARG - Argentina	282	122	355	759	21.08
	13	THA - Thailand	283	132	378	793	19.04
	14	CAN - Canada	193	90	267	550	18.73
	15	UKR - Ukraine	238	118	300	656	18.29
	16	MEX - Mexico	200	125	334	659	11.38
Tournament Totals			4245	1655	4947	10847	23.88



Team Ranking by Skill


As of FRI 12 JUL 2019 at 22:49

Scoring Block	Rk	Team	Kill Blocks	Faults	Rebounds	Total Attempts	Avg. by Set
	1	CAN - Canada	68	66	88	222	3.40
	2	ITA - Italy	64	70	95	229	3.20
	3	RUS - Russia	59	71	80	210	2.81
	4	BRA - Brazil	57	82	93	232	2.71
	5	CZE - Czech Republic	65	100	110	275	2.60
	6	UKR - Ukraine	59	91	94	244	2.57
	7	GER - Germany	59	89	130	278	2.46
	8	USA - United States	46	94	99	239	2.30
	9	ARG - Argentina	52	99	131	282	2.26
	10	CHN - China	51	71	105	227	2.22
	11	HUN - Hungary	43	80	95	218	1.87
	12	SUI - Switzerland	27	69	102	198	1.35
	13	MEX - Mexico	23	72	127	222	1.15
	14	JPN - Japan	24	71	77	172	1.09
	15	TPE - Chinese Taipei	24	79	118	221	1.04
	16	THA - Thailand	19	88	114	221	0.86
Tournament Totals			740	1292	1658	3690	0.20



Team Ranking by Skill


As of FRI 12 JUL 2019 at 22:49

Scoring Service	Rk	Team	Aces	Faults	Serve Hits	Total Attempts	Avg. by Set
	1	GER - Germany	56	64	428	548	2.33
	2	RUS - Russia	46	65	390	501	2.19
	3	MEX - Mexico	40	56	284	380	2.00
	4	CZE - Czech Republic	46	49	443	538	1.84
	5	JPN - Japan	40	51	420	511	1.82
	6	USA - United States	35	47	385	467	1.75
	7	SUI - Switzerland	33	38	307	378	1.65
	7	UKR - Ukraine	38	43	388	469	1.65
	9	ARG - Argentina	37	41	409	487	1.61
	10	CAN - Canada	31	57	325	413	1.55
	11	ITA - Italy	30	50	398	478	1.50
	12	HUN - Hungary	34	53	407	494	1.48
	13	CHN - China	33	35	450	518	1.43
	14	TPE - Chinese Taipei	31	44	401	476	1.35
	15	THA - Thailand	27	42	397	466	1.23
	16	BRA - Brazil	25	41	410	476	1.19
Tournament Totals			582	776	6242	7600	0.08



Team Ranking by Skill


As of FRI 12 JUL 2019 at 22:49

Non-Scoring Dig	Rk	Team	Aces	Faults	Serve	Total Attempts	Avg. by Set
	1	ARG - Argentina	51	82	179	312	2.22
	2	USA - United States	30	58	149	237	1.50
	3	BRA - Brazil	30	41	84	155	1.43
	4	SUI - Switzerland	23	46	102	171	1.15
	5	HUN - Hungary	26	53	181	260	1.13
	6	CZE - Czech Republic	28	77	164	269	1.12
	6	GER - Germany	27	39	90	156	1.12
	8	UKR - Ukraine	25	38	75	138	1.09
	9	TPE - Chinese Taipei	19	47	108	174	0.83
	10	ITA - Italy	11	55	174	240	0.55
	11	CAN - Canada	10	37	51	98	0.50
	12	CHN - China	9	27	74	110	0.39
	13	THA - Thailand	7	25	90	122	0.32
	14	JPN - Japan	1	40	180	221	0.05
	14	MEX - Mexico	1	14	40	55	0.05
	16	RUS - Russia		24	80	104	0.00
Tournament Totals			298	703	1821	2822	0.11



Team Ranking by Skill


As of FRI 12 JUL 2019 at 22:49

Non-Scoring Set	Rk	Team	Running Sets	Faults	Still Sets	Total Attempts	Avg. by Set
	1	ARG - Argentina	249	5	216	470	10.83
	2	USA - United States	158	13	116	287	7.90
	3	BRA - Brazil	151	6	121	278	7.19
	4	TPE - Chinese Taipei	136	15	168	319	5.91
	5	GER - Germany	130	12	71	213	5.42
	6	CZE - Czech Republic	130	9	181	320	5.20
	7	HUN - Hungary	108	8	177	293	4.70
	7	UKR - Ukraine	108	14	127	249	4.70
	9	SUI - Switzerland	61	9	86	156	3.05
	10	THA - Thailand	66	16	94	176	3.00
	11	CAN - Canada	59	19	81	159	2.95
	12	ITA - Italy	44	2	29	75	2.20
	13	CHN - China	39	12	96	147	1.70
	14	MEX - Mexico	19	11	39	69	0.95
	15	JPN - Japan		7		7	0.00
	15	RUS - Russia		13		13	0.00
Tournament Totals			1458	171	1602	3231	0.45



Team Ranking by Skill

As of FRI 12 JUL 2019 at 22:49

Non-Scoring Reception	Rk	Team	Excellents	Faults	Serve Reception	Total Attempts	Succ. %
	1	RUS - Russia	178	21	161	360	49.44
	2	UKR - Ukraine	205	33	230	468	43.80
	3	THA - Thailand	190	41	204	435	43.68
	4	ITA - Italy	147	21	191	359	40.95
	5	JPN - Japan	156	22	217	395	39.49
	6	GER - Germany	185	37	255	477	38.78
	7	BRA - Brazil	158	36	214	408	38.73
	8	SUI - Switzerland	162	53	204	419	38.66
	9	TPE - Chinese Taipei	146	31	256	433	33.72
	10	HUN - Hungary	138	34	251	423	32.62
	11	MEX - Mexico	135	39	252	426	31.69
	12	USA - United States	114	27	233	374	30.48
	13	ARG - Argentina	134	36	288	458	29.26
	14	CAN - Canada	115	52	229	396	29.04
	15	CHN - China	122	48	256	426	28.64
	16	CZE - Czech Republic	112	49	295	456	24.56
Tournament Totals			2397	580	3736	6713	35.71

LEGEND

Avg. Average Eff. % Efficiency Rk Rank Succ. % Success %



Medallists

As of FRI 12 JUL 2019 at 22:53

Gold	Silver	Bronze
RUS - Russia	ITA - Italy	JPN - Japan
2 SMIRNOVA Kseniia	2 MOLINARO Beatrice	1 INOUE Arisa
4 SPERSKAITE Angelina	3 CAMBI Carlotta	2 SUGI Ayaka
5 STALNAYA Anastasia	4 BOSIO Francesca	3 SAWADA Yuka
6 KURNOSOVA Kristina	5 NAPODANO Francesca	4 FURUYA Chinami
7 ZAYTSEVA Valeriya	7 BERTI Beatrice	5 SADAKANE Riho
9 RUSSU Viktroriia	8 NICOLETTI Anna	6 TAKASO Minami
10 EVDOKIMOVA Ekaterina	9 VILLANI Francesca	7 OIKAWA Mayu
11 NOVIK Elena	10 DE BORTOLI Chiara	8 TANAKA Saki
12 RYSEVA Daria	12 ANGELINA Giulia	9 MATSUI Tamaki
14 LAZAREVA Anna	13 PERINELLI Elena	10 YOKOTA Mami
15 ZUBAREVA Olga	14 BOTEZAT Alexandra	11 SHIMA Mikoto
16 VOROBYEVA Maria	15 NWAKALOR Sylvia Chinelo	12 IKEYA Yuka



Final Standings

As of FRI 12 JUL 2019 at 22:47

P4

Medal	Rank	Team
Gold	1	RUS - Russia
Silver	2	ITA - Italy
Bronze	3	JPN - Japan
	4	HUN - Hungary
	5	GER - Germany
	6	BRA - Brazil
	7	CZE - Czech Republic
	8	CAN - Canada
	9	USA - United States
	10	SUI - Switzerland
	11	ARG - Argentina
	12	TPE - Chinese Taipei
	13	CHN - China
	14	UKR - Ukraine
	15	THA - Thailand
	16	MEX - Mexico



Results Table - Preliminary Round

P4
As of FRI 12 JUL 2019 at 14:55

Group A				Points per Set					Total Points	Match Duration	Spectators
Match	Date	Teams	Sets	1	2	3	4	5			
2	FRI 5 JUL 2019	CAN vs MEX	3 - 0	25 - 20	25 - 14	25 - 22			75 - 56	1h22	
5	FRI 5 JUL 2019	THA vs RUS	0 - 3	14 - 25	15 - 25	19 - 25			48 - 75	1h18	
9	SAT 6 JUL 2019	MEX vs RUS	0 - 3	8 - 25	20 - 25	16 - 25			44 - 75	1h14	
12	SAT 6 JUL 2019	CAN vs THA	3 - 0	28 - 26	25 - 22	25 - 16			78 - 64	1h30	
17	SUN 7 JUL 2019	THA vs MEX	3 - 1	25 - 17	25 - 22	23 - 25	25 - 17		98 - 81	2h4	
20	SUN 7 JUL 2019	RUS vs CAN	3 - 1	25 - 17	19 - 25	25 - 21	25 - 15		94 - 78	1h48	

Group B				Points per Set					Total Points	Match Duration	Spectators
Match	Date	Teams	Sets	1	2	3	4	5			
6	FRI 5 JUL 2019	GER vs UKR	3 - 1	25 - 23	25 - 22	22 - 25	25 - 23		97 - 93	2h	
8	FRI 5 JUL 2019	BRA vs CHN	3 - 0	25 - 18	25 - 19	28 - 26			78 - 63	1h30	
14	SAT 6 JUL 2019	CHN vs UKR	3 - 1	22 - 25	25 - 17	25 - 8	25 - 17		97 - 67	1h42	
16	SAT 6 JUL 2019	BRA vs GER	3 - 1	28 - 26	25 - 20	20 - 25	25 - 19		98 - 90	2h7	
23	SUN 7 JUL 2019	UKR vs BRA	0 - 3	22 - 25	21 - 25	12 - 25			55 - 75	1h21	
24	SUN 7 JUL 2019	GER vs CHN	3 - 1	25 - 21	25 - 22	18 - 25	25 - 17		93 - 85	1h58	

Group C				Points per Set					Total Points	Match Duration	Spectators
Match	Date	Teams	Sets	1	2	3	4	5			
1	FRI 5 JUL 2019	TPE vs ARG	3 - 1	25 - 15	25 - 20	19 - 25	25 - 15		94 - 75		
4	FRI 5 JUL 2019	CZE vs HUN	2 - 3	25 - 14	19 - 25	28 - 30	26 - 24	7 - 15	105 - 108	2h21	
10	SAT 6 JUL 2019	ARG vs HUN	0 - 3	20 - 25	22 - 25	19 - 25			61 - 75	1h23	
13	SAT 6 JUL 2019	TPE vs CZE	2 - 3	25 - 17	25 - 21	23 - 25	14 - 25	9 - 15	96 - 103	2h17	
18	SUN 7 JUL 2019	CZE vs ARG	3 - 1	25 - 23	22 - 25	25 - 21	25 - 12		97 - 81	1h53	
21	SUN 7 JUL 2019	HUN vs TPE	3 - 1	25 - 15	16 - 25	25 - 19	25 - 21		91 - 80	1h55	

Group D				Points per Set					Total Points	Match Duration	Spectators
Match	Date	Teams	Sets	1	2	3	4	5			
3	FRI 5 JUL 2019	SUI vs JPN	0 - 3	15 - 25	14 - 25	13 - 25			42 - 75	1h10	
7	FRI 5 JUL 2019	USA vs ITA	0 - 3	19 - 25	22 - 25	23 - 25			64 - 75	1h29	
11	SAT 6 JUL 2019	USA vs SUI	3 - 0	25 - 17	25 - 15	25 - 16			75 - 48	1h17	
15	SAT 6 JUL 2019	ITA vs JPN	1 - 3	21 - 25	25 - 22	24 - 26	24 - 26		94 - 99	2h8	
19	SUN 7 JUL 2019	JPN vs USA	3 - 0	25 - 15	25 - 18	25 - 23			75 - 56	1h22	
22	SUN 7 JUL 2019	SUI vs ITA	0 - 3	22 - 25	19 - 25	14 - 25			55 - 75	1h20	

Statistics of	Average match duration	Average spectators	Total spectators
Preliminary	1h36		

Group A		Matches			Ranking Points	Results Details						Sets			Points		
Rank	Team	Played	Won	Lost		3-0	3-1	3-2	2-3	1-3	0-3	Won	Lost	Ratio	Won	Lost	Ratio
1	RUS	3	3	0	9	2	1				9	1	9.000	244	170	1.435	
2	CAN	3	2	1	6	2			1		7	3	2.333	231	214	1.079	
3	THA	3	1	2	3		1			2	3	7	0.429	210	234	0.897	
4	MEX	3	0	3	0				1	2	1	9	0.111	181	248	0.730	

Group B		Matches			Ranking Points	Results Details						Sets			Points		
Rank	Team	Played	Won	Lost		3-0	3-1	3-2	2-3	1-3	0-3	Won	Lost	Ratio	Won	Lost	Ratio
1	BRA	3	3	0	9	2	1				9	1	9.000	251	208	1.207	
2	GER	3	2	1	6		2		1		7	5	1.400	280	276	1.014	
3	CHN	3	1	2	3		1		1	1	4	7	0.571	245	238	1.029	
4	UKR	3	0	3	0				2	1	2	9	0.222	215	269	0.799	



Results Table - Preliminary Round

P4

As of FRI 12 JUL 2019 at 14:55

Group C																	
Rank	Team	Matches			Ranking Points	Results Details						Sets			Points		
		Played	Won	Lost		3-0	3-1	3-2	2-3	1-3	0-3	Won	Lost	Ratio	Won	Lost	Ratio
1	HUN	3	3	0	8	1	1	1				9	3	3.000	274	246	1.114
2	CZE	3	2	1	6		1	1	1			8	6	1.333	305	285	1.070
3	TPE	3	1	2	4		1		1	1		6	7	0.857	270	269	1.004
4	ARG	3	0	3	0					2	1	2	9	0.222	217	266	0.816

Group D																	
Rank	Team	Matches			Ranking Points	Results Details						Sets			Points		
		Played	Won	Lost		3-0	3-1	3-2	2-3	1-3	0-3	Won	Lost	Ratio	Won	Lost	Ratio
1	JPN	3	3	0	9	2	1					9	1	9.000	249	192	1.297
2	ITA	3	2	1	6	2				1		7	3	2.333	244	218	1.119
3	USA	3	1	2	3	1					2	3	6	0.500	195	198	0.985
4	SUI	3	0	3	0						3	0	9	0.000	145	225	0.644

LEGEND

MAX Ratio with no points or sets lost

Ratio Ratio of points or sets won/lost



FRI 5 JUL 2019

Start List

Start Time 12:00

CAN vs MEX

P1

First Refere WOLF (SUI)

Second Refere KITAMURA (JPN)

CAN - Canada

Shirt colour White

No.	Name	Shirt Name	Pos.	Han.	Height	Weight	Highest Reac		Date of Birth	Tournament Totals				
							Spike cm	Block cm		Spik	Bloc	Serv	Total	%
1	BUJAN Cassie		L		1.68	60	214	211	25 APR 1996					
2	WALSH Mariah (C)		S		1.70	66	220	220	9 OCT 1994					
3	DORMANN Alina		OS		1.85	70	243	241	8 AUG 1997					
5	LIVINGSTON Caroline		WS		1.88	65	243	240	2 APR 1996					
6	MOORE Julie		WS		1.79	67	229	229	27 SEP 1999					
7	BABIN Maude		WS		1.82	70	240	237	14 AUG 199					
8	WHITE Kory		OS		1.80	62	242	241	23 JAN 1998					
10	HERBIN-BAKER Courtney		S		1.88	96	238	238	14 JUL 1997					
12	VINNELL Beth		MB		1.85	85	243	242	18 MAR 199					
13	JARMAN Vanessa		MB		1.88	75	244	240	25 SEP 1998					
14	VELTMAN Kelsey		MB		1.88	77	238	237	2 APR 1996					
16	HOWE Hilary		WS		1.86	77	245	242	16 JUN 1998					

Coac EISLER Laurie

Assista SCOTT Rick / RATUSHNIAK Ryan

MEX - Mexico

Shirt colour Green

No.	Name	Shirt Name	Pos.	Han.	Height	Weight	Highest Reac		Date of Birth	Tournament Totals				
							Spike cm	Block cm		Spik	Bloc	Serv	Total	%
1	GONZALEZ GUZMAN Mitzy		WS		1.74	73	0	0	3 AUG 1997					
3	NIETO GOMEZ Ana Gabriela		MB		1.68	56	0	0	18 JAN 1994					
6	MIRELES VALDES Karla Dan		WS		1.70	68	0	0	25 JAN 2000					
7	VALDEZ LIZARRAGA Diana		L		1.77	64	0	0	11 JAN 1997					
8	ALVAREZ RAMIREZ Christia		MB		1.68	60	0	0	19 APR 1999					
9	BOJORQUEZ RUIZ Miriam Ar		WS		1.70	60	0	0	14 DEC 199					
10	MACIAS CASTANEDA Valeri		OS		1.68	63	0	0	18 JAN 2001					
11	KUTHY RODRIGUEZ Ana Pa		MB		1.78	78	0	0	25 AUG 199					
13	CERVANTES MOLINA Karla		OS		1.67	60	0	0	23 JUL 1997					
14	LOPEZ ESTRADA Assul Day		OS		1.65	56	0	0	29 NOV 199					
15	RIVERA HERRERA Karen Pa		S		1.70	60	0	0	22 MAY 199					
16	LOPEZ GIL Deyanira		S		1.72	70	0	0	21 JUN 1994					

Coac RUIZ JUAREZ Migdalel

Assista MURGUIA VELAZQUEZ Eduardo

LEGEND

% Percentage of total team s (C) Team Captain

LH Left Handed

PR Preliminary

MB Middle blocker

RH Right Handed

BH Both Handed

No. Shirt Number

S Setter

Han Handedness

OS Opposite hitter

WS Outside hitter

L Libero

Pos Playing Position



FRI 5 JUL 2019
Start Time 12:00 - End Time 13:22
Match Duration 1h22

Results
P2

CAN vs MEX
3 0

Team	Sets	1	2	3	Total
CAN	3	25	25	25	75
MEX	0	20	14	22	56
	Playing Time	25min	23min	26min	1h14

First Refere WOLF (SUI)

Second Refere KITAMURA (JPN)

CAN - Canada								
No.	Name	Pos	1	2	3	4	5	Pts
1	BUJAN Cassie	L	L	L	L			
2	WALSH Mariah (C)	S	8		8			1
3	DORMANN Alina	OS	10		10			
5	LIVINGSTON Caroline	WS	3	3	3			12
6	MOORE Julie	WS						
7	BABIN Maude	WS						
8	WHITE Kory	OS	2	2	2			10
10	HERBIN-BAKER Courtney	S	5	5	5			3
12	VINNELL Beth	MB	1	1	1			6
13	JARMAN Vanessa	MB						
14	VELTMAN Kelsey	MB	4	4	4			12
16	HOWE Hilary	WS	6	6	6			11

MEX - Mexico								
No.	Name	Pos	1	2	3	4	5	Pts
1	GONZALEZ GUZMAN Mitzy N	WS	5	4	5			7
3	NIETO GOMEZ Ana Gabriela	MB	4	3	4			4
6	MIRELES VALDES Karla Dani	WS			3			4
7	VALDEZ LIZARRAG	L	L	L	L			
8	ALVAREZ RAMIREZ	MB						
9	BOJORQUEZ RUIZ Miriam Ar	WS	3	2				5
10	MACIAS CASTANEDA Valeri	OS		1	15			1
11	KUTHY RODRIGUEZ	MB	1	6	1			1
13	CERVANTES MOLIN	OS	6	5	6			5
14	LOPEZ ESTRADA Assul Day	OS			13			3
15	RIVERA HERRERA Karen Pa	S	2	1	2			6
16	LOPEZ GIL Deyanira	S			1			

Coach EISLER Laurie
Assistant Coach SCOTT Rick / RATUSHNIAK Ryan

Coach RUIZ JUAREZ Migdalel
Assistant Coach MURGUIA VELAZQUEZ Eduardo

TEAM AND PLAYER PERFORMANCES

Won	Total Atts	No. Name	Scoring Skills	Won	Total Atts	No. Name
33	69	Total Team	Spike	27	80	Total Team
8	15	8 WHITE Kory		6	22	1 GONZALEZ GUZMAN Mitzy Natalia
8	20	5 LIVINGSTON Caroline		5	14	13 CERVANTES MOLIN
7	18	16 HOWE Hilary		3	10	6 MIRELES VALDES Karla Daniela
12	35	Total Team	Block	2	16	Total Team
4	5	16 HOWE Hilary		1	3	6 MIRELES VALDES Karla Daniela
3	8	14 VELTMAN Kelsey		1	2	1 GONZALEZ GUZMAN Mitzy Natalia
3	4	5 LIVINGSTON Caroline				
10	74	Total Team	Serve	7	57	Total Team
3	18	14 VELTMAN Kelsey		3	14	15 RIVERA HERRERA Karen Paola
3	13	10 HERBIN-BAKER Courtney		2	8	3 NIETO GOMEZ Ana Gabriela
1	12	8 WHITE Kory		2	8	9 BOJORQUEZ RUIZ Miriam Arleth
36		Total Team	Opp. Error	38		Total Team
91	178	Total Team	Total	74	153	Total Team
12	36	14 VELTMAN Kelsey	Best Scorer	7	33	1 GONZALEZ GUZMAN Mitzy Natalia

LEGEND

(C) Team Captain
nn Substitute where nn = shirt number of outgoing player
MB Middle blocker
OS Opposite hitter
S Setter
n Starting line-up where n= starting position on court
Atts Attempts
No. Shirt Number
Pos Playing Position
WS Outside hitter
L Substitute Libero
L Libero
Opp Opponent
Pts Points scored



FRI 5 JUL 2019

Start Time 12:00 - End Time 13:22

Match Duration: 1h22

Match Statistics

P3


CAN vs MEX
3 0


Team	Sets	1	2	3	Total
CAN	3	25	25	25	75
MEX	0	20	14	22	56
	Playing Time	25min	23min	26min	1h14


First Refere WOLF (SUI)

Second Refere KITAMURA (JPN)

CAN - Canada

Scoring Spike	Rk	No.	Name	Spikes	Faults	Shots	Total Attempts	Eff %
	1	12	VINNELL Beth	4	-	-	4	100.00
	2	14	VELTMAN Kelsey	6	1	3	10	50.00
	3	8	WHITE Kory	8	2	5	15	40.00
	4	16	HOWE Hilary	7	-	11	18	38.89
	5	5	LIVINGSTON Caroline	8	4	8	20	20.00
		10	HERBIN-BAKER Courtney	-	-	2	2	-
		1	BUJAN Cassie	-	-	-	-	-
		2	WALSH Mariah	-	-	-	-	-
		3	DORMANN Alina	-	-	-	-	-
		6	MOORE Julie	-	-	-	-	-
		7	BABIN Maude	-	-	-	-	-
		13	JARMAN Vanessa	-	-	-	-	-
	Limit							
15.00%								
Team Totals				33	7	29	69	37.68

Scoring Block	Rk	No.	Name	Kill Blocks	Faults	Rebounds	Total Attempts	Avg. by Set
	1	16	HOWE Hilary	4	1	-	5	1.33
	2	14	VELTMAN Kelsey	3	2	3	8	1.00
	2	5	LIVINGSTON Caroline	3	-	1	4	1.00
	4	12	VINNELL Beth	1	2	3	6	0.33
	4	8	WHITE Kory	1	3	1	5	0.33
		10	HERBIN-BAKER Courtney	-	3	3	6	-
		3	DORMANN Alina	-	-	1	1	-
		1	BUJAN Cassie	-	-	-	-	-
		2	WALSH Mariah	-	-	-	-	-
		6	MOORE Julie	-	-	-	-	-
		7	BABIN Maude	-	-	-	-	-
		13	JARMAN Vanessa	-	-	-	-	-
	Team Totals				12	11	12	35

Scoring Service	Rk	No.	Name	Aces	Faults	Serve Hits	Total Attempts	Avg. by Set
	1	14	VELTMAN Kelsey	3	3	12	18	1.00
	1	10	HERBIN-BAKER Courtney	3	-	10	13	1.00
	3	2	WALSH Mariah	1	-	4	5	0.50
	4	8	WHITE Kory	1	3	8	12	0.33
	4	12	VINNELL Beth	1	-	9	10	0.33
	4	5	LIVINGSTON Caroline	1	4	3	8	0.33
		16	HOWE Hilary	-	2	6	8	-
		1	BUJAN Cassie	-	-	-	-	-
		3	DORMANN Alina	-	-	-	-	-
		6	MOORE Julie	-	-	-	-	-
		7	BABIN Maude	-	-	-	-	-
		13	JARMAN Vanessa	-	-	-	-	-
	Team Totals				10	12	52	74

Team	Opponent Errors & Team Faults			
		36	-	



FRI 5 JUL 2019


Start Time 12:00 - End Time 13:22


Match Duration: 1h22


Match Statistics

P3

CAN - Canada

Non-Scoring Dig	Rk	No.	Name	Digs	Faults	Receptions	Total Attempts	Avg. by Set	
		1	BUJAN Cassie	-	-	-	-		
		2	WALSH Mariah	-	-	-	-		
		3	DORMANN Alina	-	-	-	-		
		5	LIVINGSTON Caroline	-	-	-	-		
		6	MOORE Julie	-	-	-	-		
		7	BABIN Maude	-	-	-	-		
		8	WHITE Kory	-	-	-	-		
		10	HERBIN-BAKER Courtney	-	-	-	-		
		12	VINNELL Beth	-	-	-	-		
		13	JARMAN Vanessa	-	-	-	-		
		14	VELTMAN Kelsey	-	-	-	-		
		16	HOWE Hilary	-	-	-	-		
	Team Totals				-	-	-	-	

Non-Scoring Set	Rk	No.	Name	Running Sets	Faults	Still Sets	Total Attempts	Avg. by Set	
		1	BUJAN Cassie	-	1	-	1		
		8	WHITE Kory	-	1	-	1		
		10	HERBIN-BAKER Courtney	-	1	-	1		
		2	WALSH Mariah	-	-	-	-		
		3	DORMANN Alina	-	-	-	-		
		5	LIVINGSTON Caroline	-	-	-	-		
		6	MOORE Julie	-	-	-	-		
		7	BABIN Maude	-	-	-	-		
		12	VINNELL Beth	-	-	-	-		
		13	JARMAN Vanessa	-	-	-	-		
		14	VELTMAN Kelsey	-	-	-	-		
		16	HOWE Hilary	-	-	-	-		
	Team Totals				-	3	-	3	

Non-Scoring Reception	Rk	No.	Name	Excellent	Faults	Serve Receptions	Total Attempts	Succ. %	
	1	1	BUJAN Cassie	10	4	6	20	50.00	
	2	16	HOWE Hilary	4	1	8	13	30.77	
	3	5	LIVINGSTON Caroline	2	-	9	11	18.18	
		10	HERBIN-BAKER Courtney	-	2	-	2		
		2	WALSH Mariah	-	-	-	-		
		3	DORMANN Alina	-	-	-	-		
		6	MOORE Julie	-	-	-	-		
		7	BABIN Maude	-	-	-	-		
		8	WHITE Kory	-	-	-	-		
		12	VINNELL Beth	-	-	-	-		
		13	JARMAN Vanessa	-	-	-	-		
		14	VELTMAN Kelsey	-	-	-	-		
	Limit								
	25.00%	Team Totals			16	7	23	46	34.78



FRI 5 JUL 2019


Start Time 12:00 - End Time 13:22


Match Duration: 1h22


Match Statistics

P3

MEX - Mexico

Scoring Spike	Rk	No.	Name	Spikes	Faults	Shots	Total Attempts	Eff %	
	1	14	LOPEZ ESTRADA Assul Dayana	3	-	-	3	100.00	
	1	15	RIVERA HERRERA Karen Paola	3	-	-	3	100.00	
	1	10	MACIAS CASTANEDA Valeria	1	-	-	1	100.00	
	4	13	CERVANTES MOLIN	5	3	6	14	14.29	
	5	3	NIETO GOMEZ Ana Gabriela	2	1	5	8	12.50	
		1	GONZALEZ GUZMAN Mitzy Natalia	6	6	10	22		
		9	BOJORQUEZ RUIZ Miriam Arleth	3	5	4	12		
		6	MIRELES VALDES Karla Daniela	3	3	4	10		
		11	KUTHY RODRIGUEZ	1	3	3	7		
		7	VALDEZ LIZARRAG	-	-	-	-		
		8	ALVAREZ RAMIREZ	-	-	-	-		
		16	LOPEZ GIL Deyanira	-	-	-	-		
	Limit								
	15.00%	Team Totals			27	21	32	80	

Scoring Block	Rk	No.	Name	Kill Blocks	Faults	Rebounds	Total Attempts	Avg. by Set	
	1	6	MIRELES VALDES Karla Daniela	1	-	2	3	1.00	
	2	1	GONZALEZ GUZMAN Mitzy Natalia	1	-	1	2	0.33	
		11	KUTHY RODRIGUEZ	-	4	1	5		
		3	NIETO GOMEZ Ana Gabriela	-	3	-	3		
		15	RIVERA HERRERA Karen Paola	-	-	3	3		
		7	VALDEZ LIZARRAG	-	-	-	-		
		8	ALVAREZ RAMIREZ	-	-	-	-		
		9	BOJORQUEZ RUIZ Miriam Arleth	-	-	-	-		
		10	MACIAS CASTANEDA Valeria	-	-	-	-		
		13	CERVANTES MOLIN	-	-	-	-		
		14	LOPEZ ESTRADA Assul Dayana	-	-	-	-		
		16	LOPEZ GIL Deyanira	-	-	-	-		
	Team Totals				2	7	7	16	0.67

Scoring Service	Rk	No.	Name	Aces	Faults	Serve Hits	Total Attempts	Avg. by Set	
	1	15	RIVERA HERRERA Karen Paola	3	1	10	14	1.00	
	1	9	BOJORQUEZ RUIZ Miriam Arleth	2	2	4	8	1.00	
	3	3	NIETO GOMEZ Ana Gabriela	2	1	5	8	0.67	
		1	GONZALEZ GUZMAN Mitzy Natalia	-	3	6	9		
		13	CERVANTES MOLIN	-	1	6	7		
		6	MIRELES VALDES Karla Daniela	-	1	4	5		
		11	KUTHY RODRIGUEZ	-	1	4	5		
		14	LOPEZ ESTRADA Assul Dayana	-	-	1	1		
		7	VALDEZ LIZARRAG	-	-	-	-		
		8	ALVAREZ RAMIREZ	-	-	-	-		
		10	MACIAS CASTANEDA Valeria	-	-	-	-		
		16	LOPEZ GIL Deyanira	-	-	-	-		
	Team Totals				7	10	40	57	2.33

Team	Opponent Errors & Team Faults	38	-		
-------------	--	-----------	----------	--	--



FRI 5 JUL 2019

Start Time 12:00 - End Time 13:22


Match Duration: 1h22


Match Statistics

P3

MEX - Mexico

Non-Scoring Dig	Rk	No.	Name	Digs	Faults	Receptions	Total Attempts	Avg. by Set
		1	GONZALEZ GUZMAN Mitzy Natalia	-	-	-	-	-
		3	NIETO GOMEZ Ana Gabriela	-	-	-	-	-
		6	MIRELES VALDES Karla Daniela	-	-	-	-	-
		7	VALDEZ LIZARRAG	-	-	-	-	-
		8	ALVAREZ RAMIREZ	-	-	-	-	-
		9	BOJORQUEZ RUIZ Miriam Arleth	-	-	-	-	-
		10	MACIAS CASTANEDA Valeria	-	-	-	-	-
		11	KUTHY RODRIGUEZ	-	-	-	-	-
		13	CERVANTES MOLIN	-	-	-	-	-
		14	LOPEZ ESTRADA Assul Dayana	-	-	-	-	-
		15	RIVERA HERRERA Karen Paola	-	-	-	-	-
		16	LOPEZ GIL Deyanira	-	-	-	-	-
	Team Totals				-	-	-	-

Non-Scoring Set	Rk	No.	Name	Running Sets	Faults	Still Sets	Total Attempts	Avg. by Set
		1	GONZALEZ GUZMAN Mitzy Natalia	-	-	-	-	-
		3	NIETO GOMEZ Ana Gabriela	-	-	-	-	-
		6	MIRELES VALDES Karla Daniela	-	-	-	-	-
		7	VALDEZ LIZARRAG	-	-	-	-	-
		8	ALVAREZ RAMIREZ	-	-	-	-	-
		9	BOJORQUEZ RUIZ Miriam Arleth	-	-	-	-	-
		10	MACIAS CASTANEDA Valeria	-	-	-	-	-
		11	KUTHY RODRIGUEZ	-	-	-	-	-
		13	CERVANTES MOLIN	-	-	-	-	-
		14	LOPEZ ESTRADA Assul Dayana	-	-	-	-	-
		15	RIVERA HERRERA Karen Paola	-	-	-	-	-
		16	LOPEZ GIL Deyanira	-	-	-	-	-
	Team Totals				-	-	-	-

Non-Scoring Reception	Rk	No.	Name	Excellents	Faults	Serve Receptions	Total Attempts	Succ. %
	1	7	VALDEZ LIZARRAG	7	3	7	17	41.18
	1	9	BOJORQUEZ RUIZ Miriam Arleth	7	4	6	17	41.18
	3	6	MIRELES VALDES Karla Daniela	3	-	7	10	30.00
	4	13	CERVANTES MOLIN	3	2	9	14	21.43
		11	KUTHY RODRIGUEZ	-	1	1	2	-
		14	LOPEZ ESTRADA Assul Dayana	-	-	2	2	-
		1	GONZALEZ GUZMAN Mitzy Natalia	-	-	-	-	-
		3	NIETO GOMEZ Ana Gabriela	-	-	-	-	-
		8	ALVAREZ RAMIREZ	-	-	-	-	-
		10	MACIAS CASTANEDA Valeria	-	-	-	-	-
		15	RIVERA HERRERA Karen Paola	-	-	-	-	-
		16	LOPEZ GIL Deyanira	-	-	-	-	-
	Limit							
25.00%	Team Totals			20	10	32	62	32.26

LEGEND

Avg. Average

Eff. Efficiency

No. Shirt Number

Rk Rank

Suc Success %



FRI 5 JUL 2019

Start List

Start Time 14:30

THA vs RUS

P1

First Refere COSTA (BRA)

Second Refere STANLEY (USA)

THA - Thailand

Shirt colour White

No.	Name	Shirt Name	Pos.	Han.	Height	Weight	Highest Reac		Date of Birth	Tournament Totals				
							Spike cm	Block cm		Spik	Bloc	Serv	Total	%
1	KANSATTRU Ruchisaya		L		1.59	61	0	0	12 SEP 2000					
2	NILAPA Chatsuda		S		1.70	70	0	0	11 DEC 199					
3	JARAT Hathairat		MB		1.81	69	0	0	9 FEB 1996					
7	SITTISAD Patcharaporn		WS		1.64	58	0	0	20 FEB 1996					
8	KAMULTHALA Kaewkalaya		MB		1.78	69	0	0	7 AUG 1994					
10	AEKPATCHA Kantima		OS		1.74	60	0	0	5 SEP 1999					
11	LAOLAEM Aurairat		WS		1.68	60	0	0	4 JUL 1999					
12	PHOCHAPOEN Sineenat	PHOCHAPOE	OS		1.73	64	0	0	19 MAY 199					
13	PINSUWAN Khatthalee (C)		WS		1.70	69	0	0	30 OCT 199					
16	PANKAEW Parinya		S		1.70	64	0	0	27 DEC 199					
17	SANGPAN Sasiwimol		MB		1.76	64	0	0	27 JAN 1995					
19	PROMNOK Arisa		WS		1.63	57	0	0	9 OCT 1997					
Coac JAMJANG Nipon								Assista TANEE Tossapon						

RUS - Russia

Shirt colour Blue

No.	Name	Shirt Name	Pos.	Han.	Height	Weight	Highest Reac		Date of Birth	Tournament Totals				
							Spike cm	Block cm		Spik	Bloc	Serv	Total	%
2	SMIRNOVA Kseniia		WS		1.90	75	305	300	24 APR 1998					
5	STALNAYA Anastasia		WS		1.91	77	306	298	6 JAN 1998					
6	KURNOSOVA Kristina		L		1.76	69	288	278	17 JUN 1997					
7	ZAYTSEVA Valeriya		MB		1.90	70	0	0	24 MAR 199					
9	RUSSU Viktoriia		OS		1.95	72	311	305	16 FEB 1999					
10	EVDOKIMOVA Ekaterina		MB		1.93	72	306	285	10 SEP 1994					
11	NOVIK Elena		S		1.82	67	295	290	23 MAR 199					
12	RYSEVA Daria		S		1.75	66	282	266	5 MAR 1998					
14	LAZAREVA Anna		OS		1.91	70	306	285	31 JAN 1997					
15	ZUBAREVA Olga		MB		1.90	75	305	297	8 NOV 1998					
16	VOROBYEVA Maria (C)		WS		1.85	79	306	288	24 FEB 1998					
17	SPERSKAITE Angelina		WS		1.87	72	305	295	11 FEB 1997					
Coac VORONKOV Andrey								Assista CHURIKOV Dmitrii / KUZIN Fedor						

LEGEND

%	Percentage of total team s	(C)	Team Captain	BH	Both Handed	Han	Handedness	L	Libero
LH	Left Handed	MB	Middle blocker	No.	Shirt Number	OS	Opposite hitter	Pos	Playing Position
PR	Preliminary	RH	Right Handed	S	Setter	WS	Outside hitter		



FRI 5 JUL 2019
Start Time 14:38 - End Time 15:56
Match Duration 1h18

Results
P2

THA vs RUS
0 3

Team	Sets	1	2	3	Total
THA	0	14	15	19	48
RUS	3	25	25	25	75
	Playing Time	24min	23min	25min	1h12

First Refere COSTA (BRA)

Second Refere STANLEY (USA)

THA - Thailand								
No.	Name	Pos	1	2	3	4	5	Pts
1	KANSATTRU Ruchisaya	L	L	L	L			
2	NILAPA Chatsuda	S	16					1
3	JARAT Hathairat	MB						
7	SITTISAD Patcharaporn	WS	6	5	6			8
8	KAMULTHALA Kaewkalaya	MB	4	3	4			6
10	AEKPATCHA Kantima	OS		16				
11	LAOLAEM Aurairat	WS	12					
12	PHOCHAPOEN Sineenat	OS	5	4	5			3
13	PINSUWAN Khatthalee (C)	WS	3	2	3			7
16	PANKAEW Parinya	S	2	1	2			
17	SANGPAN Sasiwimol	MB	1	6	1			4
19	PROMNOK Arisa	WS			13			1

RUS - Russia								
No.	Name	Pos	1	2	3	4	5	Pts
2	SMIRNOVA Kseniia	WS						
5	STALNAYA Anastasia	WS						
6	KURNOSOVA Kristina	L	L	L	L			
7	ZAYTSEVA Valeriya	MB	6	1	6			8
9	RUSSU Viktroriia	OS		12				1
10	EVDOKIMOVA Ekaterina	MB	3	4	3			9
11	NOVIK Elena	S		14				
12	RYSEVA Daria	S	1	2	1			4
14	LAZAREVA Anna	OS	4	5	4			21
15	ZUBAREVA Olga	MB						
16	VOROBYEVA Maria (C)	WS	2	3	2			8
17	SPERSKAITE Angelina	WS	5	6	5			7

Coach JAMJANG Nipon
Assistant Coach TANEE Tossapon

Coach VORONKOV Andrey
Assistant Coach CHURIKOV Dmitrii / KUZIN Fedor

TEAM AND PLAYER PERFORMANCES

Won	Total Atts	No. Name	Scoring Skills	Won	Total Atts	No. Name
28	93	Total Team	Spike	37	81	Total Team
8	29	7 SITTISAD Patcharaporn		16	23	14 LAZAREVA Anna
6	11	8 KAMULTHALA Kaewkalaya		7	21	17 SPERSKAITE Angelina
6	25	13 PINSUWAN Khatthalee		5	18	16 VOROBYEVA Maria
1	16	Total Team	Block	15	47	Total Team
1	7	17 SANGPAN Sasiwimol		4	10	14 LAZAREVA Anna
				3	9	12 RYSEVA Daria
				3	7	10 EVDOKIMOVA Ekaterina
1	49	Total Team	Serve	6	74	Total Team
1	9	13 PINSUWAN Khatthalee		2	18	10 EVDOKIMOVA Ekaterina
				1	15	14 LAZAREVA Anna
				1	11	16 VOROBYEVA Maria
35		Total Team	Opp. Error	25		Total Team
65	158	Total Team	Total	83	202	Total Team
8	36	7 SITTISAD Patcharaporn	Best Scorer	21	48	14 LAZAREVA Anna

LEGEND

(C) Team Captain
nn Substitute where nn = shirt number of outgoing player
MB Middle blocker
OS Opposite hitter
S Setter
n Starting line-up where n= starting position on court
Atts Attempts
No. Shirt Number
Pos Playing Position
WS Outside hitter
L Substitute Libero
L Libero
Opp Opponent
Pts Points scored



FRI 5 JUL 2019

Start Time 14:38 - End Time 15:56

Match Duration: 1h18

Match Statistics

P3

THA vs RUS


0 3


Team	Sets	1	2	3	Total
THA	0	14	15	19	48
RUS	3	25	25	25	75
	Playing Time	24min	23min	25min	1h12


First Refere COSTA (BRA)

Second Refere STANLEY (USA)

THA - Thailand

Scoring Spike	Rk	No.	Name	Spikes	Faults	Shots	Total Attempts	Eff %	
	1	2	NILAPA Chatsuda	1	-	-	1	100.00	
	2	8	KAMULTHALA Kaewkalaya	6	-	5	11	54.55	
	3	19	PROMNOK Arisa	1	-	3	4	25.00	
	4	17	SANGPAN Sasiwimol	3	1	6	10	20.00	
	5	12	PHOCHAPOEN Sineenat	3	1	9	13	15.38	
		7	SITTISAD Patcharaporn	8	14	7	29		
		13	PINSUWAN Khatthalee	6	6	13	25		
		1	KANSATTRU Ruchisaya	-	-	-	-		
		3	JARAT Hathairat	-	-	-	-		
		10	AEKPATCHA Kantima	-	-	-	-		
		11	LAOLAEM Aurairat	-	-	-	-		
		16	PANKAEW Parinya	-	-	-	-		
	Limit								
	15.00%								
	Team Totals				28	22	43	93	

Scoring Block	Rk	No.	Name	Kill Blocks	Faults	Rebounds	Total Attempts	Avg. by Set
	1	17	SANGPAN Sasiwimol	1	4	2	7	0.33
		12	PHOCHAPOEN Sineenat	-	-	3	3	
		13	PINSUWAN Khatthalee	-	-	3	3	
		8	KAMULTHALA Kaewkalaya	-	1	1	2	
		10	AEKPATCHA Kantima	-	1	-	1	
		1	KANSATTRU Ruchisaya	-	-	-	-	
		2	NILAPA Chatsuda	-	-	-	-	
		3	JARAT Hathairat	-	-	-	-	
		7	SITTISAD Patcharaporn	-	-	-	-	
		11	LAOLAEM Aurairat	-	-	-	-	
		16	PANKAEW Parinya	-	-	-	-	
		19	PROMNOK Arisa	-	-	-	-	
	Team Totals				1	6	9	16

Scoring Service	Rk	No.	Name	Aces	Faults	Serve Hits	Total Attempts	Avg. by Set
	1	13	PINSUWAN Khatthalee	1	-	8	9	0.33
		16	PANKAEW Parinya	-	1	8	9	
		8	KAMULTHALA Kaewkalaya	-	-	8	8	
		12	PHOCHAPOEN Sineenat	-	-	8	8	
		7	SITTISAD Patcharaporn	-	1	6	7	
		17	SANGPAN Sasiwimol	-	1	5	6	
		11	LAOLAEM Aurairat	-	-	1	1	
		19	PROMNOK Arisa	-	-	1	1	
		1	KANSATTRU Ruchisaya	-	-	-	-	
		2	NILAPA Chatsuda	-	-	-	-	
		3	JARAT Hathairat	-	-	-	-	
		10	AEKPATCHA Kantima	-	-	-	-	
	Team Totals				1	3	45	49

Team	Opponent Errors & Team Faults	35	-		



FRI 5 JUL 2019

Start Time 14:38 - End Time 15:56


Match Duration: 1h18


Match Statistics

P3

THA - Thailand

Non-Scoring Dig	Rk	No.	Name	Digs	Faults	Receptions	Total Attempts	Avg. by Set	
		1	KANSATTRU Ruchisaya	-	-	-	-		
		2	NILAPA Chatsuda	-	-	-	-		
		3	JARAT Hathairat	-	-	-	-		
		7	SITTISAD Patcharaporn	-	-	-	-		
		8	KAMULTHALA Kaewkalaya	-	-	-	-		
		10	AEKPATCHA Kantima	-	-	-	-		
		11	LAOLAEM Aurairat	-	-	-	-		
		12	PHOCHAPOEN Sineenat	-	-	-	-		
		13	PINSUWAN Khatthalee	-	-	-	-		
		16	PANKAEW Parinya	-	-	-	-		
		17	SANGPAN Sasiwimol	-	-	-	-		
		19	PROMNOK Arisa	-	-	-	-		
	Team Totals				-	-	-	-	

Non-Scoring Set	Rk	No.	Name	Running Sets	Faults	Still Sets	Total Attempts	Avg. by Set	
		16	PANKAEW Parinya	-	3	-	3		
		1	KANSATTRU Ruchisaya	-	-	-	-		
		2	NILAPA Chatsuda	-	-	-	-		
		3	JARAT Hathairat	-	-	-	-		
		7	SITTISAD Patcharaporn	-	-	-	-		
		8	KAMULTHALA Kaewkalaya	-	-	-	-		
		10	AEKPATCHA Kantima	-	-	-	-		
		11	LAOLAEM Aurairat	-	-	-	-		
		12	PHOCHAPOEN Sineenat	-	-	-	-		
		13	PINSUWAN Khatthalee	-	-	-	-		
		17	SANGPAN Sasiwimol	-	-	-	-		
		19	PROMNOK Arisa	-	-	-	-		
	Team Totals				-	3	-	3	

Non-Scoring Reception	Rk	No.	Name	Excellents	Faults	Serve Receptions	Total Attempts	Succ. %	
	1	19	PROMNOK Arisa	2	-	1	3	66.67	
	2	1	KANSATTRU Ruchisaya	9	2	7	18	50.00	
	3	7	SITTISAD Patcharaporn	9	1	10	20	45.00	
	4	12	PHOCHAPOEN Sineenat	2	1	6	9	22.22	
	4	13	PINSUWAN Khatthalee	2	2	5	9	22.22	
		2	NILAPA Chatsuda	-	-	-	-		
		3	JARAT Hathairat	-	-	-	-		
		8	KAMULTHALA Kaewkalaya	-	-	-	-		
		10	AEKPATCHA Kantima	-	-	-	-		
		11	LAOLAEM Aurairat	-	-	-	-		
		16	PANKAEW Parinya	-	-	-	-		
		17	SANGPAN Sasiwimol	-	-	-	-		
	Limit								
	25.00%	Team Totals			24	6	29	59	40.68



FRI 5 JUL 2019

Start Time 14:38 - End Time 15:56


Match Duration: 1h18


Match Statistics

P3

RUS - Russia

Scoring Spike	Rk	No.	Name	Spikes	Faults	Shots	Total Attempts	Eff %	
	1	14	LAZAREVA Anna	16	-	7	23	69.57	
	2	10	EVDOKIMOVA Ekaterina	4	-	2	6	66.67	
	3	7	ZAYTSEVA Valeriya	5	1	6	12	33.33	
	4	17	SPERSKAITE Angelina	7	2	12	21	23.81	
		16	VOROBYEVA Maria	5	4	9	18		
		9	RUSSU Viktoriia	-	-	1	1		
		2	SMIRNOVA Kseniia	-	-	-	-		
		5	STALNAYA Anastasia	-	-	-	-		
		6	KURNOSOVA Kristina	-	-	-	-		
		11	NOVIK Elena	-	-	-	-		
		12	RYSEVA Daria	-	-	-	-		
		15	ZUBAREVA Olga	-	-	-	-		
	Limit								
	15.00%	Team Totals			37	7	37	81	37.04

Scoring Block	Rk	No.	Name	Kill Blocks	Faults	Rebounds	Total Attempts	Avg. by Set	
	1	14	LAZAREVA Anna	4	2	4	10	1.33	
	2	12	RYSEVA Daria	3	3	3	9	1.00	
	2	10	EVDOKIMOVA Ekaterina	3	1	3	7	1.00	
	2	9	RUSSU Viktoriia	1	1	-	2	1.00	
	5	16	VOROBYEVA Maria	2	4	3	9	0.67	
	5	7	ZAYTSEVA Valeriya	2	3	1	6	0.67	
		17	SPERSKAITE Angelina	-	2	2	4		
		2	SMIRNOVA Kseniia	-	-	-	-		
		5	STALNAYA Anastasia	-	-	-	-		
		6	KURNOSOVA Kristina	-	-	-	-		
		11	NOVIK Elena	-	-	-	-		
		15	ZUBAREVA Olga	-	-	-	-		
	Team Totals				15	16	16	47	5.00

Scoring Service	Rk	No.	Name	Aces	Faults	Serve Hits	Total Attempts	Avg. by Set	
	1	10	EVDOKIMOVA Ekaterina	2	1	15	18	0.67	
	2	14	LAZAREVA Anna	1	1	13	15	0.33	
	2	12	RYSEVA Daria	1	1	10	12	0.33	
	2	16	VOROBYEVA Maria	1	4	6	11	0.33	
	2	7	ZAYTSEVA Valeriya	1	2	5	8	0.33	
		17	SPERSKAITE Angelina	-	1	8	9		
		9	RUSSU Viktoriia	-	-	1	1		
		2	SMIRNOVA Kseniia	-	-	-	-		
		5	STALNAYA Anastasia	-	-	-	-		
		6	KURNOSOVA Kristina	-	-	-	-		
		11	NOVIK Elena	-	-	-	-		
		15	ZUBAREVA Olga	-	-	-	-		
	Team Totals				6	10	58	74	2.00

Team	Opponent Errors & Team Faults			
		25	-	



FRI 5 JUL 2019

Start Time 14:38 - End Time 15:56


Match Duration: 1h18


Match Statistics

P3

RUS - Russia

Non-Scoring Dig	Rk	No.	Name	Digs	Faults	Receptions	Total Attempts	Avg. by Set	
		2	SMIRNOVA Kseniia	-	-	-	-	-	
		5	STALNAYA Anastasia	-	-	-	-	-	
		6	KURNOSOVA Kristina	-	-	-	-	-	
		7	ZAYTSEVA Valeriya	-	-	-	-	-	
		9	RUSSU Viktoriia	-	-	-	-	-	
		10	EVDOKIMOVA Ekaterina	-	-	-	-	-	
		11	NOVIK Elena	-	-	-	-	-	
		12	RYSEVA Daria	-	-	-	-	-	
		14	LAZAREVA Anna	-	-	-	-	-	
		15	ZUBAREVA Olga	-	-	-	-	-	
		16	VOROBYEVA Maria	-	-	-	-	-	
		17	SPERSKAITE Angelina	-	-	-	-	-	
	Team Totals				-	-	-	-	-

Non-Scoring Set	Rk	No.	Name	Running Sets	Faults	Still Sets	Total Attempts	Avg. by Set	
		10	EVDOKIMOVA Ekaterina	-	1	-	1	-	
		17	SPERSKAITE Angelina	-	1	-	1	-	
		2	SMIRNOVA Kseniia	-	-	-	-	-	
		5	STALNAYA Anastasia	-	-	-	-	-	
		6	KURNOSOVA Kristina	-	-	-	-	-	
		7	ZAYTSEVA Valeriya	-	-	-	-	-	
		9	RUSSU Viktoriia	-	-	-	-	-	
		11	NOVIK Elena	-	-	-	-	-	
		12	RYSEVA Daria	-	-	-	-	-	
		14	LAZAREVA Anna	-	-	-	-	-	
		15	ZUBAREVA Olga	-	-	-	-	-	
		16	VOROBYEVA Maria	-	-	-	-	-	
	Team Totals				-	2	-	2	-

Non-Scoring Reception	Rk	No.	Name	Excellents	Faults	Serve Receptions	Total Attempts	Succ. %	
	1	16	VOROBYEVA Maria	17	-	4	21	80.95	
	2	17	SPERSKAITE Angelina	7	1	3	11	63.64	
	3	6	KURNOSOVA Kristina	7	-	6	13	53.85	
		2	SMIRNOVA Kseniia	-	-	-	-	-	
		5	STALNAYA Anastasia	-	-	-	-	-	
		7	ZAYTSEVA Valeriya	-	-	-	-	-	
		9	RUSSU Viktoriia	-	-	-	-	-	
		10	EVDOKIMOVA Ekaterina	-	-	-	-	-	
		11	NOVIK Elena	-	-	-	-	-	
		12	RYSEVA Daria	-	-	-	-	-	
		14	LAZAREVA Anna	-	-	-	-	-	
		15	ZUBAREVA Olga	-	-	-	-	-	
	Limit								
	25.00%	Team Totals			31	1	13	45	68.89

LEGEND

Avg. Average

Eff. Efficiency

No. Shirt Number

Rk Rank

Suc Success %



SAT 6 JUL 2019
Start Time 12:00

Start List

MEX vs RUS

P1

First Refere CHUNG (TPE)

Second Refere WOLF (SUI)

MEX - Mexico

Shirt colour White

No.	Name	Shirt Name	Pos.	Han.	Height	Weight	Highest Reac		Date of Birth	Tournament Totals				
							Spike cm	Block cm		Spik	Bloc	Serv	Total	%
1	GONZALEZ GUZMAN Mitzy		WS		1.74	73	0	0	3 AUG 1997	6	1	0	7	35.00
3	NIETO GOMEZ Ana Gabriela		MB		1.68	56	0	0	18 JAN 1994	2	0	2	4	20.00
6	MIRELES VALDES Karla Dan		WS		1.70	68	0	0	25 JAN 2000	3	1	0	4	20.00
7	VALDEZ LIZARRAGA Diana		L		1.77	64	0	0	11 JAN 1997	0	0	0	0	0
8	ALVAREZ RAMIREZ Christia		MB		1.68	60	0	0	19 APR 1999	0	0	0	0	0
9	BOJORQUEZ RUIZ Miriam Ar		WS		1.70	60	0	0	14 DEC 199	3	0	2	5	25.00
10	MACIAS CASTANEDA Valeri		OS		1.68	63	0	0	18 JAN 2001	1	0	0	1	5.00
11	KUTHY RODRIGUEZ Ana Pa		S		1.78	78	0	0	25 AUG 199	1	0	0	1	5.00
13	CERVANTES MOLINA Karla		OS		1.67	60	0	0	23 JUL 1997	5	0	0	5	25.00
14	LOPEZ ESTRADA Assul Day		OS		1.65	56	0	0	29 NOV 199	3	0	0	3	15.00
15	RIVERA HERRERA Karen Pa		S		1.70	60	0	0	22 MAY 199	3	0	3	6	30.00
16	LOPEZ GIL Devanira		S		1.72	70	0	0	21 JUN 1994	0	0	0	0	0

Coac RUIZ JUAREZ Migdalel

Assista MURGUIA VELAZQUEZ Eduardo

Phase	Opponent	Sets	Points per Set
Preliminary - Group	CAN	0 - 3	20 - 25, 14 - 25, 22 - 25

RUS - Russia

Shirt colour Red

No.	Name	Shirt Name	Pos.	Han.	Height	Weight	Highest Reac		Date of Birth	Tournament Totals				
							Spike cm	Block cm		Spik	Bloc	Serv	Total	%
2	SMIRNOVA Kseniia		WS		1.90	75	305	300	24 APR 1998	0	0	0	0	0
5	STALNAYA Anastasia		WS		1.91	77	306	298	6 JAN 1998	0	0	0	0	0
6	KURNOSOVA Kristina		L		1.76	69	288	278	17 JUN 1997	0	0	0	0	0
7	ZAYTSEVA Valeriya		MB		1.90	70	0	0	24 MAR 199	5	2	1	8	20.00
9	RUSSU Viktroriia		OS		1.95	72	311	305	16 FEB 1999	0	1	0	1	2.50
10	EVDOKIMOVA Ekaterina		MB		1.93	72	306	285	10 SEP 1994	4	3	2	9	22.50
11	NOVIK Elena		S		1.82	67	295	290	23 MAR 199	0	0	0	0	0
12	RYSEVA Daria		S		1.75	66	282	266	5 MAR 1998	0	3	1	4	10.00
14	LAZAREVA Anna		OS		1.91	70	306	285	31 JAN 1997	16	4	1	21	52.50
15	ZUBAREVA Olga		MB		1.90	75	305	297	8 NOV 1998	0	0	0	0	0
16	VOROBYEVA Maria (C)		WS		1.85	79	306	288	24 FEB 1998	5	2	1	8	20.00
17	SPERSKAITE Angelina		WS		1.87	72	305	295	11 FEB 1997	7	0	0	7	17.50

Coac VORONKOV Andrey

Assista CHURIKOV Dmitrii / KUZIN Fedor

Phase	Opponent	Sets	Points per Set
Preliminary - Group	THA	3 - 0	25 - 14, 25 - 15, 25 - 19

LEGEND

%	Percentage of total team s	(C)	Team Captain	BH	Both Handed	Han	Handedness	L	Libero
LH	Left Handed	MB	Middle blocker	No.	Shirt Number	OS	Opposite hitter	Pos	Playing Position
PR	Preliminary	RH	Right Handed	S	Setter	WS	Outside hitter		



SAT 6 JUL 2019
Start Time 12:00 - End Time 13:14
Match Duration 1h14

Results
P2

MEX vs RUS
0 3

Team	Sets	1	2	3	Total
MEX	0	8	20	16	44
RUS	3	25	25	25	75
	Playing Time	16min	26min	24min	1h6

First Refere CHUNG (TPE)

Second Refere WOLF (SUI)

MEX - Mexico								
No.	Name	Pos	1	2	3	4	5	Pts
1	GONZALEZ GUZMAN Mitzy N	WS	5	4	5			9
3	NIETO GOMEZ Ana Gabriela	MB	4	8	4			4
6	MIRELES VALDES Karla Dani	WS	13	5				3
7	VALDEZ LIZARRAG	L	L	L	L			
8	ALVAREZ RAMIREZ	MB	3	3				2
9	BOJORQUEZ RUIZ Miriam Ar	WS	3	2	3			7
10	MACIAS CASTANEDA Valeri	OS		15	15			1
11	KUTHY RODRIGUEZ	MB	1	6	1			3
13	CERVANTES MOLIN	OS	6		11			
14	LOPEZ ESTRADA Assul Day	OS			6			2
15	RIVERA HERRERA Karen Pa	S	2	1	2			
16	LOPEZ GIL Deyanira	S		1	1			

RUS - Russia								
No.	Name	Pos	1	2	3	4	5	Pts
2	SMIRNOVA Kseniia	WS			16			1
5	STALNAYA Anastasia	WS						
6	KURNOSOVA Kristina	L	L	L	L			
7	ZAYTSEVA Valeriya	MB	6					1
9	RUSSU Viktoriia	OS						
10	EVDOKIMOVA Ekaterina	MB	3	1	6			5
11	NOVIK Elena	S	1	2	1			3
12	RYSEVA Daria	S						
14	LAZAREVA Anna	OS	4	5	4			13
15	ZUBAREVA Olga	MB		4	3			2
16	VOROBYEVA Maria (C)	WS	2	3	2			9
17	SPERSKAITE Angelina	WS	5	6	5			9

Coach RUIZ JUAREZ Migdalel
Assistant Coach MURGUIA VELAZQUEZ Eduardo

Coach VORONKOV Andrey
Assistant Coach CHURIKOV Dmitrii / KUZIN Fedor

TEAM AND PLAYER PERFORMANCES

Won	Total Atts	No. Name	Scoring Skills	Won	Total Atts	No. Name
23	78	Total Team	Spike	28	59	Total Team
6	25	1 GONZALEZ GUZMAN Mitzy Natalia		11	19	14 LAZAREVA Anna
5	18	9 BOJORQUEZ RUIZ Miriam Arleth		8	14	17 SPERSKAITE Angelina
4	9	3 NIETO GOMEZ Ana Gabriela		4	15	16 VOROBYEVA Maria
1	21	Total Team	Block	6	26	Total Team
1	1	11 KUTHY RODRIGUEZ		2	3	14 LAZAREVA Anna
				1	1	2 SMIRNOVA Kseniia
7	45	Total Team	Serve	9	74	Total Team
3	9	1 GONZALEZ GUZMAN Mitzy Natalia		5	14	16 VOROBYEVA Maria
2	11	9 BOJORQUEZ RUIZ Miriam Arleth		2	24	11 NOVIK Elena
1	5	11 KUTHY RODRIGUEZ		1	9	10 EVDOKIMOVA Ekaterina
30		Total Team	Opp. Error	46		Total Team
61	144	Total Team	Total	89	159	Total Team
9	36	1 GONZALEZ GUZMAN Mitzy Natalia	Best Scorer	13	29	14 LAZAREVA Anna

LEGEND

(C) Team Captain
nn Substitute where nn = shirt number of outgoing player
MB Middle blocker
OS Opposite hitter
S Setter
n Starting line-up where n= starting position on court
Atts Attempts
No. Shirt Number
Pos Playing Position
WS Outside hitter
L Substitute Libero
L Libero
Opp Opponent
Pts Points scored



SAT 6 JUL 2019

Start Time 12:00 - End Time 13:14

Match Duration: 1h14

Match Statistics

P3

MEX vs RUS


0 3


Team	Sets	1	2	3	Total
MEX	0	8	20	16	44
RUS	3	25	25	25	75
	Playing Time	16min	26min	24min	1h6


First Refere CHUNG (TPE)

Second Refere WOLF (SUI)

MEX - Mexico

Scoring Spike	Rk	No.	Name	Spikes	Faults	Shots	Total Attempts	Eff %	
	1	14	LOPEZ ESTRADA Assul Dayana	2	-	2	4	50.00	
	2	3	NIETO GOMEZ Ana Gabriela	4	1	4	9	33.33	
	3	11	KUTHY RODRIGUEZ	1	-	3	4	25.00	
	4	8	ALVAREZ RAMIREZ	2	1	3	6	16.67	
		1	GONZALEZ GUZMAN Mitzy Natalia	6	6	13	25		
		9	BOJORQUEZ RUIZ Miriam Arleth	5	7	6	18		
		6	MIRELES VALDES Karla Daniela	2	2	2	6		
		10	MACIAS CASTANEDA Valeria	1	2	-	3		
		15	RIVERA HERRERA Karen Paola	-	-	2	2		
		13	CERVANTES MOLIN	-	-	1	1		
		7	VALDEZ LIZARRAG	-	-	-	-		
		16	LOPEZ GIL Deyanira	-	-	-	-		
	Limit								
	15.00%								
	Team Totals				23	19	36	78	

Scoring Block	Rk	No.	Name	Kill Blocks	Faults	Rebounds	Total Attempts	Avg. by Set
	1	11	KUTHY RODRIGUEZ	1	-	-	1	0.33
		3	NIETO GOMEZ Ana Gabriela	-	2	4	6	
		9	BOJORQUEZ RUIZ Miriam Arleth	-	2	1	3	
		1	GONZALEZ GUZMAN Mitzy Natalia	-	-	2	2	
		8	ALVAREZ RAMIREZ	-	1	1	2	
		14	LOPEZ ESTRADA Assul Dayana	-	2	-	2	
		15	RIVERA HERRERA Karen Paola	-	1	1	2	
		6	MIRELES VALDES Karla Daniela	-	-	1	1	
		13	CERVANTES MOLIN	-	-	1	1	
		16	LOPEZ GIL Deyanira	-	-	1	1	
		7	VALDEZ LIZARRAG	-	-	-	-	
	10	MACIAS CASTANEDA Valeria	-	-	-	-		
Team Totals				1	8	12	21	0.33

Scoring Service	Rk	No.	Name	Aces	Faults	Serve Hits	Total Attempts	Avg. by Set
	1	1	GONZALEZ GUZMAN Mitzy Natalia	3	3	3	9	1.00
	2	9	BOJORQUEZ RUIZ Miriam Arleth	2	1	8	11	0.67
	3	6	MIRELES VALDES Karla Daniela	1	1	2	4	0.50
	4	11	KUTHY RODRIGUEZ	1	3	1	5	0.33
		15	RIVERA HERRERA Karen Paola	-	2	4	6	
		3	NIETO GOMEZ Ana Gabriela	-	-	4	4	
		8	ALVAREZ RAMIREZ	-	1	1	2	
		10	MACIAS CASTANEDA Valeria	-	1	1	2	
		14	LOPEZ ESTRADA Assul Dayana	-	1	1	2	
		7	VALDEZ LIZARRAG	-	-	-	-	
		13	CERVANTES MOLIN	-	-	-	-	
		16	LOPEZ GIL Deyanira	-	-	-	-	
	Team Totals				7	13	25	45

Team	Opponent Errors & Team Faults	30	-		



SAT 6 JUL 2019

Start Time 12:00 - End Time 13:14


Match Duration: 1h14


Match Statistics

P3

MEX - Mexico

Non-Scoring Dig	Rk	No.	Name	Digs	Faults	Receptions	Total Attempts	Avg. by Set
		1	GONZALEZ GUZMAN Mitzy Natalia	-	-	-	-	-
		3	NIETO GOMEZ Ana Gabriela	-	-	-	-	-
		6	MIRELES VALDES Karla Daniela	-	-	-	-	-
		7	VALDEZ LIZARRAG	-	-	-	-	-
		8	ALVAREZ RAMIREZ	-	-	-	-	-
		9	BOJORQUEZ RUIZ Miriam Arleth	-	-	-	-	-
		10	MACIAS CASTANEDA Valeria	-	-	-	-	-
		11	KUTHY RODRIGUEZ	-	-	-	-	-
		13	CERVANTES MOLIN	-	-	-	-	-
		14	LOPEZ ESTRADA Assul Dayana	-	-	-	-	-
		15	RIVERA HERRERA Karen Paola	-	-	-	-	-
		16	LOPEZ GIL Deyanira	-	-	-	-	-
	Team Totals				-	-	-	-

Non-Scoring Set	Rk	No.	Name	Running Sets	Faults	Still Sets	Total Attempts	Avg. by Set
		15	RIVERA HERRERA Karen Paola	-	3	-	3	-
		1	GONZALEZ GUZMAN Mitzy Natalia	-	-	-	-	-
		3	NIETO GOMEZ Ana Gabriela	-	-	-	-	-
		6	MIRELES VALDES Karla Daniela	-	-	-	-	-
		7	VALDEZ LIZARRAG	-	-	-	-	-
		8	ALVAREZ RAMIREZ	-	-	-	-	-
		9	BOJORQUEZ RUIZ Miriam Arleth	-	-	-	-	-
		10	MACIAS CASTANEDA Valeria	-	-	-	-	-
		11	KUTHY RODRIGUEZ	-	-	-	-	-
		13	CERVANTES MOLIN	-	-	-	-	-
		14	LOPEZ ESTRADA Assul Dayana	-	-	-	-	-
		16	LOPEZ GIL Deyanira	-	-	-	-	-
	Team Totals				-	3	-	3

Non-Scoring Reception	Rk	No.	Name	Excellents	Faults	Serve Receptions	Total Attempts	Succ. %	
	1	9	BOJORQUEZ RUIZ Miriam Arleth	8	3	5	16	50.00	
	1	7	VALDEZ LIZARRAG	7	2	5	14	50.00	
	3	14	LOPEZ ESTRADA Assul Dayana	4	1	6	11	36.36	
	4	6	MIRELES VALDES Karla Daniela	4	2	11	17	23.53	
	5	13	CERVANTES MOLIN	1	1	3	5	20.00	
		1	GONZALEZ GUZMAN Mitzy Natalia	-	-	-	-	-	
		3	NIETO GOMEZ Ana Gabriela	-	-	-	-	-	
		8	ALVAREZ RAMIREZ	-	-	-	-	-	
		10	MACIAS CASTANEDA Valeria	-	-	-	-	-	
		11	KUTHY RODRIGUEZ	-	-	-	-	-	
		15	RIVERA HERRERA Karen Paola	-	-	-	-	-	
		16	LOPEZ GIL Deyanira	-	-	-	-	-	
	Limit								
	25.00%	Team Totals			24	9	30	63	38.10



SAT 6 JUL 2019


Start Time 12:00 - End Time 13:14


Match Duration: 1h14


Match Statistics

P3

RUS - Russia

Scoring Spike	Rk	No.	Name	Spikes	Faults	Shots	Total Attempts	Eff %
	1	11	NOVIK Elena	1	-	-	1	100.00
	2	10	EVDOKIMOVA Ekaterina	3	-	2	5	60.00
	3	14	LAZAREVA Anna	11	1	7	19	52.63
	4	17	SPERSKAITE Angelina	8	2	4	14	42.86
	5	15	ZUBAREVA Olga	1	-	3	4	25.00
	6	16	VOROBYEVA Maria	4	2	9	15	13.33
		7	ZAYTSEVA Valeriya	-	-	1	1	-
		2	SMIRNOVA Kseniia	-	-	-	-	-
		5	STALNAYA Anastasia	-	-	-	-	-
		6	KURNOSOVA Kristina	-	-	-	-	-
		9	RUSSU Viktoriia	-	-	-	-	-
		12	RYSEVA Daria	-	-	-	-	-
Limit								
15.00%	Team Totals			28	5	26	59	38.98

Scoring Block	Rk	No.	Name	Kill Blocks	Faults	Rebounds	Total Attempts	Avg. by Set
	1	7	ZAYTSEVA Valeriya	1	1	-	2	1.00
	1	2	SMIRNOVA Kseniia	1	-	-	1	1.00
	3	14	LAZAREVA Anna	2	1	-	3	0.67
	4	10	EVDOKIMOVA Ekaterina	1	1	5	7	0.33
	4	17	SPERSKAITE Angelina	1	2	2	5	0.33
		15	ZUBAREVA Olga	-	3	-	3	-
		16	VOROBYEVA Maria	-	1	2	3	-
		11	NOVIK Elena	-	2	-	2	-
		5	STALNAYA Anastasia	-	-	-	-	-
		6	KURNOSOVA Kristina	-	-	-	-	-
		9	RUSSU Viktoriia	-	-	-	-	-
		12	RYSEVA Daria	-	-	-	-	-
Team Totals				6	11	9	26	2.00

Scoring Service	Rk	No.	Name	Aces	Faults	Serve Hits	Total Attempts	Avg. by Set
	1	16	VOROBYEVA Maria	5	4	5	14	1.67
	2	11	NOVIK Elena	2	2	20	24	0.67
	3	15	ZUBAREVA Olga	1	-	8	9	0.50
	4	10	EVDOKIMOVA Ekaterina	1	-	8	9	0.33
		17	SPERSKAITE Angelina	-	1	7	8	-
		14	LAZAREVA Anna	-	1	6	7	-
		7	ZAYTSEVA Valeriya	-	-	3	3	-
		2	SMIRNOVA Kseniia	-	-	-	-	-
		5	STALNAYA Anastasia	-	-	-	-	-
		6	KURNOSOVA Kristina	-	-	-	-	-
		9	RUSSU Viktoriia	-	-	-	-	-
		12	RYSEVA Daria	-	-	-	-	-
Team Totals				9	8	57	74	3.00

Team	Opponent Errors & Team Faults			
		46	-	



SAT 6 JUL 2019


Start Time 12:00 - End Time 13:14


Match Duration: 1h14


Match Statistics

P3

RUS - Russia

Non-Scoring Dig	Rk	No.	Name	Digs	Faults	Receptions	Total Attempts	Avg. by Set	
		2	SMIRNOVA Kseniia	-	-	-	-	-	
		5	STALNAYA Anastasia	-	-	-	-	-	
		6	KURNOSOVA Kristina	-	-	-	-	-	
		7	ZAYTSEVA Valeriya	-	-	-	-	-	
		9	RUSSU Viktoriia	-	-	-	-	-	
		10	EVDOKIMOVA Ekaterina	-	-	-	-	-	
		11	NOVIK Elena	-	-	-	-	-	
		12	RYSEVA Daria	-	-	-	-	-	
		14	LAZAREVA Anna	-	-	-	-	-	
		15	ZUBAREVA Olga	-	-	-	-	-	
		16	VOROBYEVA Maria	-	-	-	-	-	
		17	SPERSKAITE Angelina	-	-	-	-	-	
	Team Totals				-	-	-	-	-

Non-Scoring Set	Rk	No.	Name	Running Sets	Faults	Still Sets	Total Attempts	Avg. by Set	
		2	SMIRNOVA Kseniia	-	-	-	-	-	
		5	STALNAYA Anastasia	-	-	-	-	-	
		6	KURNOSOVA Kristina	-	-	-	-	-	
		7	ZAYTSEVA Valeriya	-	-	-	-	-	
		9	RUSSU Viktoriia	-	-	-	-	-	
		10	EVDOKIMOVA Ekaterina	-	-	-	-	-	
		11	NOVIK Elena	-	-	-	-	-	
		12	RYSEVA Daria	-	-	-	-	-	
		14	LAZAREVA Anna	-	-	-	-	-	
		15	ZUBAREVA Olga	-	-	-	-	-	
		16	VOROBYEVA Maria	-	-	-	-	-	
		17	SPERSKAITE Angelina	-	-	-	-	-	
	Team Totals				-	-	-	-	-

Non-Scoring Reception	Rk	No.	Name	Excellents	Faults	Serve Receptions	Total Attempts	Succ. %	
	1	17	SPERSKAITE Angelina	7	3	4	14	50.00	
	2	6	KURNOSOVA Kristina	5	2	4	11	45.45	
	3	16	VOROBYEVA Maria	2	2	3	7	28.57	
		2	SMIRNOVA Kseniia	-	-	-	-	-	
		5	STALNAYA Anastasia	-	-	-	-	-	
		7	ZAYTSEVA Valeriya	-	-	-	-	-	
		9	RUSSU Viktoriia	-	-	-	-	-	
		10	EVDOKIMOVA Ekaterina	-	-	-	-	-	
		11	NOVIK Elena	-	-	-	-	-	
		12	RYSEVA Daria	-	-	-	-	-	
		14	LAZAREVA Anna	-	-	-	-	-	
		15	ZUBAREVA Olga	-	-	-	-	-	
	Limit								
	25.00%	Team Totals			14	7	11	32	43.75

LEGEND

Avg. Average

Eff. Efficiency

No. Shirt Number

Rk Rank

Suc Success %



SAT 6 JUL 2019
Start Time 14:30

Start List

CAN vs THA

P1

First Refere Kovalchuk (UKR)

Second Refere Halasz (HUN)

CAN - Canada

Shirt colour Red

No.	Name	Shirt Name	Pos.	Han.	Height	Weight	Highest Reac		Date of Birth	Tournament Totals				
							Spike cm	Block cm		Spik	Bloc	Serv	Total	%
1	BUJAN Cassie		L		1.68	60	214	211	25 APR 1996	0	0	0	0	0
2	WALSH Mariah (C)		S		1.70	66	220	220	9 OCT 1994	0	0	1	1	2.70
3	DORMANN Alina		OS		1.85	70	243	241	8 AUG 1997	0	0	0	0	0
5	LIVINGSTON Caroline		WS		1.88	65	243	240	2 APR 1996	8	3	1	12	32.43
6	MOORE Julie		WS		1.79	67	229	229	27 SEP 1999	0	0	0	0	0
7	BABIN Maude		WS		1.82	70	240	237	14 AUG 199	0	0	0	0	0
8	WHITE Kory		OS		1.80	62	242	241	23 JAN 1998	8	1	1	10	27.03
10	HERBIN-BAKER Courtney		S		1.88	96	238	238	14 JUL 1997	0	0	3	3	8.11
12	VINNELL Beth		MB		1.85	85	243	242	18 MAR 199	4	1	1	6	16.22
13	JARMAN Vanessa		MB		1.88	75	244	240	25 SEP 1998	0	0	0	0	0
14	VELTMAN Kelsey		MB		1.88	77	238	237	2 APR 1996	6	3	3	12	32.43
16	HOWE Hilary		WS		1.86	77	245	242	16 JUN 1998	7	4	0	11	29.73

Coac EISLER Laurie

Assista SCOTT Rick / RATUSHNIAK Ryan

Phase	Opponent	Sets	Points per Set
Preliminary - Group	MEX	3 - 0	25 - 20, 25 - 14, 25 - 22

THA - Thailand

Shirt colour Blue

No.	Name	Shirt Name	Pos.	Han.	Height	Weight	Highest Reac		Date of Birth	Tournament Totals				
							Spike cm	Block cm		Spik	Bloc	Serv	Total	%
1	KANSATTRU Ruchisaya		L		1.59	61	0	0	12 SEP 2000	0	0	0	0	0
2	NILAPA Chatsuda		WS		1.70	70	0	0	11 DEC 199	1	0	0	1	4.35
3	JARAT Hathairat		MB		1.81	69	0	0	9 FEB 1996	0	0	0	0	0
7	SITTISAD Patcharaporn		WS		1.64	58	0	0	20 FEB 1996	8	0	0	8	34.78
8	KAMULTHALA Kaewkalaya		MB		1.78	69	0	0	7 AUG 1994	6	0	0	6	26.09
10	AEKPATCHA Kantima		OS		1.74	60	0	0	5 SEP 1999	0	0	0	0	0
11	LAOLAEM Aurairat		S		1.68	60	0	0	4 JUL 1999	0	0	0	0	0
12	PHOCHAROEN Sineenat	PHOCHAROE	OS		1.73	64	0	0	19 MAY 199	3	0	0	3	13.04
13	PINSUWAN Khatthalee (C)		WS		1.70	69	0	0	30 OCT 199	6	0	1	7	30.43
16	PANKAEW Parinya		S		1.70	64	0	0	27 DEC 199	0	0	0	0	0
17	SANGPAN Sasiwimol		MB		1.76	64	0	0	27 JAN 1995	3	1	0	4	17.39
19	PROMNOK Arisa		WS		1.63	57	0	0	9 OCT 1997	1	0	0	1	4.35

Coac JAMJANG Nipon

Assista TANEE Tossapon

Phase	Opponent	Sets	Points per Set
Preliminary - Group	RUS	0 - 3	14 - 25, 15 - 25, 19 - 25

LEGEND

%	Percentage of total team s	(C)	Team Captain	BH	Both Handed	Han	Handedness	L	Libero
LH	Left Handed	MB	Middle blocker	No.	Shirt Number	OS	Opposite hitter	Pos	Playing Position
PR	Preliminary	RH	Right Handed	S	Setter	WS	Outside hitter		



SAT 6 JUL 2019
Start Time 14:30 - End Time 16:00
Match Duration 1h30

Results
P2

CAN vs THA
3 0

Team	Sets	1	2	3	Total
CAN	3	28	25	25	78
THA	0	26	22	16	64
	Playing Time	28min	31min	24min	1h23

First Refere KOVALCHUK (UKR)

Second Refere HALASZ (HUN)

CAN - Canada								
No.	Name	Pos	1	2	3	4	5	Pts
1	BUJAN Cassie	L	L	L	L			
2	WALSH Mariah (C)	S	6	6	6			
3	DORMANN Alina	OS	2	2	2			4
5	LIVINGSTON Caroline	WS	4	4				2
6	MOORE Julie	WS						
7	BABIN Maude	WS		5	4			3
8	WHITE Kory	OS	3	3	3			16
10	HERBIN-BAKER Courtney	S	8	8	8			1
12	VINNELL Beth	MB	2					2
13	JARMAN Vanessa	MB	12	2	2			5
14	VELTMAN Kelsey	MB	5	5	5			10
16	HOWE Hilary	WS	1	1	1			12

THA - Thailand								
No.	Name	Pos	1	2	3	4	5	Pts
1	KANSATTRU Ruchisaya	L	L	L	L			
2	NILAPA Chatsuda	WS			13			2
3	JARAT Hathairat	MB						
7	SITTISAD Patcharaporn	WS	5	6	5			8
8	KAMULTHALA Kaewkalaya	MB	3	4	3			6
10	AEKPATCHA Kantima	OS						
11	LAOLAEM Aurairat	S					16	
12	PHOCHAROEN Sineenat	OS	4	5	4			9
13	PINSUWAN Khatthalee (C)	WS	2	3	2			9
16	PANKAEW Parinya	S	1	2	1			3
17	SANGPAN Sasiwimol	MB	6	1	6			6
19	PROMNOK Arisa	WS	13					

Coach EISLER Laurie
Assistant Coach SCOTT Rick / RATUSHNIAK Ryan

Coach JAMJANG Nipon
Assistant Coach TANEE Tossapon

TEAM AND PLAYER PERFORMANCES

Won	Total Atts	No. Name	Scoring Skills	Won	Total Atts	No. Name
32	94	Total Team	Spike	31	106	Total Team
13	31	8 WHITE Kory		9	25	12 PHOCHAROEN Sineenat
8	25	16 HOWE Hilary		8	32	13 PINSUWAN Khatthalee
5	13	14 VELTMAN Kelsey		7	28	7 SITTISAD Patcharaporn
20	51	Total Team	Block	3	20	Total Team
5	12	14 VELTMAN Kelsey		1	5	8 KAMULTHALA Kaewkalaya
4	8	16 HOWE Hilary		1	6	17 SANGPAN Sasiwimol
3	7	8 WHITE Kory		1	1	16 PANKAEW Parinya
3	76	Total Team	Serve	9	66	Total Team
2	14	13 JARMAN Vanessa		3	14	8 KAMULTHALA Kaewkalaya
1	7	10 HERBIN-BAKER Courtney		2	8	16 PANKAEW Parinya
				1	7	17 SANGPAN Sasiwimol
32		Total Team	Opp. Error	44		Total Team
87	221	Total Team	Total	87	192	Total Team
16	42	8 WHITE Kory	Best Scorer	9	41	13 PINSUWAN Khatthalee

LEGEND

(C) Team Captain
nn Substitute where nn = shirt number of outgoing player
MB Middle blocker
OS Opposite hitter
S Setter
n Starting line-up where n= starting position on court
Atts Attempts
No. Shirt Number
Pos Playing Position
WS Outside hitter
L Substitute Libero
L Libero
Opp Opponent
Pts Points scored



SAT 6 JUL 2019

Start Time 14:30 - End Time 16:00

Match Duration: 1h30

Match Statistics

P3


CAN vs THA
3 0


Team	Sets	1	2	3	Total
CAN	3	28	25	25	78
THA	0	26	22	16	64
	Playing Time	28min	31min	24min	1h23


First Refere KOVALCHUK (UKR)

Second Refere HALASZ (HUN)

CAN - Canada

Scoring Spike	Rk	No.	Name	Spikes	Faults	Shots	Total Attempts	Eff %
	1	12	VINNELL Beth	1	-	1	2	50.00
	2	8	WHITE Kory	13	2	16	31	35.48
	3	14	VELTMAN Kelsey	5	1	7	13	30.77
	4	13	JARMAN Vanessa	2	1	2	5	20.00
		16	HOWE Hilary	8	5	12	25	
		5	LIVINGSTON Caroline	1	3	4	8	
		3	DORMANN Alina	1	1	4	6	
		7	BABIN Maude	1	1	1	3	
		2	WALSH Mariah	-	-	1	1	
		1	BUJAN Cassie	-	-	-	-	
	6	MOORE Julie	-	-	-	-		
	10	HERBIN-BAKER Courtney	-	-	-	-		
Limit								
15.00%								
Team Totals				32	14	48	94	19.15

Scoring Block	Rk	No.	Name	Kill Blocks	Faults	Rebounds	Total Attempts	Avg. by Set
	1	14	VELTMAN Kelsey	5	4	3	12	1.67
	2	16	HOWE Hilary	4	2	2	8	1.33
	3	8	WHITE Kory	3	1	3	7	1.00
	3	3	DORMANN Alina	3	1	2	6	1.00
	3	7	BABIN Maude	2	-	1	3	1.00
	3	12	VINNELL Beth	1	2	1	4	1.00
	7	5	LIVINGSTON Caroline	1	2	-	3	0.50
	8	13	JARMAN Vanessa	1	-	5	6	0.33
		2	WALSH Mariah	-	2	-	2	
		1	BUJAN Cassie	-	-	-	-	
	6	MOORE Julie	-	-	-	-		
	10	HERBIN-BAKER Courtney	-	-	-	-		
Team Totals				20	14	17	51	6.67

Scoring Service	Rk	No.	Name	Aces	Faults	Serve Hits	Total Attempts	Avg. by Set
	1	13	JARMAN Vanessa	2	1	11	14	0.67
	2	10	HERBIN-BAKER Courtney	1	1	5	7	0.33
		2	WALSH Mariah	-	-	14	14	
		14	VELTMAN Kelsey	-	1	10	11	
		16	HOWE Hilary	-	1	8	9	
		7	BABIN Maude	-	1	7	8	
		12	VINNELL Beth	-	-	6	6	
		8	WHITE Kory	-	2	2	4	
		5	LIVINGSTON Caroline	-	1	2	3	
		1	BUJAN Cassie	-	-	-	-	
	3	DORMANN Alina	-	-	-	-		
	6	MOORE Julie	-	-	-	-		
Team Totals				3	8	65	76	1.00

Team	Opponent Errors & Team Faults			
		32	-	



SAT 6 JUL 2019


Start Time 14:30 - End Time 16:00


Match Duration: 1h30


Match Statistics

P3

CAN - Canada

Non-Scoring Dig	Rk	No.	Name	Digs	Faults	Receptions	Total Attempts	Avg. by Set	
		1	BUJAN Cassie	-	-	-	-	-	
		2	WALSH Mariah	-	-	-	-	-	
		3	DORMANN Alina	-	-	-	-	-	
		5	LIVINGSTON Caroline	-	-	-	-	-	
		6	MOORE Julie	-	-	-	-	-	
		7	BABIN Maude	-	-	-	-	-	
		8	WHITE Kory	-	-	-	-	-	
		10	HERBIN-BAKER Courtney	-	-	-	-	-	
		12	VINNELL Beth	-	-	-	-	-	
		13	JARMAN Vanessa	-	-	-	-	-	
		14	VELTMAN Kelsey	-	-	-	-	-	
		16	HOWE Hilary	-	-	-	-	-	
	Team Totals				-	-	-	-	-

Non-Scoring Set	Rk	No.	Name	Running Sets	Faults	Still Sets	Total Attempts	Avg. by Set	
		2	WALSH Mariah	-	1	-	1	-	
		10	HERBIN-BAKER Courtney	-	1	-	1	-	
		1	BUJAN Cassie	-	-	-	-	-	
		3	DORMANN Alina	-	-	-	-	-	
		5	LIVINGSTON Caroline	-	-	-	-	-	
		6	MOORE Julie	-	-	-	-	-	
		7	BABIN Maude	-	-	-	-	-	
		8	WHITE Kory	-	-	-	-	-	
		12	VINNELL Beth	-	-	-	-	-	
		13	JARMAN Vanessa	-	-	-	-	-	
		14	VELTMAN Kelsey	-	-	-	-	-	
		16	HOWE Hilary	-	-	-	-	-	
	Team Totals				-	2	-	2	-

Non-Scoring Reception	Rk	No.	Name	Excellents	Faults	Serve Receptions	Total Attempts	Succ. %	
	1	1	BUJAN Cassie	5	-	5	10	50.00	
	2	7	BABIN Maude	7	3	5	15	46.67	
	3	16	HOWE Hilary	6	2	6	14	42.86	
	4	5	LIVINGSTON Caroline	5	4	9	18	27.78	
		2	WALSH Mariah	-	-	-	-	-	
		3	DORMANN Alina	-	-	-	-	-	
		6	MOORE Julie	-	-	-	-	-	
		8	WHITE Kory	-	-	-	-	-	
		10	HERBIN-BAKER Courtney	-	-	-	-	-	
		12	VINNELL Beth	-	-	-	-	-	
		13	JARMAN Vanessa	-	-	-	-	-	
		14	VELTMAN Kelsey	-	-	-	-	-	
	Limit								
	25.00%	Team Totals			23	9	25	57	40.35



SAT 6 JUL 2019


Start Time 14:30 - End Time 16:00


Match Duration: 1h30


Match Statistics

P3

THA - Thailand

Scoring Spike	Rk	No.	Name	Spikes	Faults	Shots	Total Attempts	Eff %	
	1	2	NILAPA Chatsuda	1	-	-	1	100.00	
	2	17	SANGPAN Sasiwimol	4	2	6	12	16.67	
		12	PHOCHAROEN Sineenat	9	6	10	25		
		13	PINSUWAN Khatthalee	8	12	12	32		
		7	SITTISAD Patcharaporn	7	9	12	28		
		8	KAMULTHALA Kaewkalaya	2	1	5	8		
		1	KANSATTRU Ruchisaya	-	-	-	-		
		3	JARAT Hathairat	-	-	-	-		
		10	AEKPATCHA Kantima	-	-	-	-		
		11	LAOLAEM Aurairat	-	-	-	-		
		16	PANKAEW Parinya	-	-	-	-		
		19	PROMNOK Arisa	-	-	-	-		
	Limit								
	15.00%	Team Totals			31	30	45	106	

Scoring Block	Rk	No.	Name	Kill Blocks	Faults	Rebounds	Total Attempts	Avg. by Set	
	1	17	SANGPAN Sasiwimol	1	-	5	6	0.33	
	1	8	KAMULTHALA Kaewkalaya	1	2	2	5	0.33	
	1	16	PANKAEW Parinya	1	-	-	1	0.33	
		7	SITTISAD Patcharaporn	-	3	3	6		
		13	PINSUWAN Khatthalee	-	1	1	2		
		1	KANSATTRU Ruchisaya	-	-	-	-		
		2	NILAPA Chatsuda	-	-	-	-		
		3	JARAT Hathairat	-	-	-	-		
		10	AEKPATCHA Kantima	-	-	-	-		
		11	LAOLAEM Aurairat	-	-	-	-		
		12	PHOCHAROEN Sineenat	-	-	-	-		
		19	PROMNOK Arisa	-	-	-	-		
	Team Totals				3	6	11	20	1.00

Scoring Service	Rk	No.	Name	Aces	Faults	Serve Hits	Total Attempts	Avg. by Set	
	1	8	KAMULTHALA Kaewkalaya	3	2	9	14	1.00	
	1	2	NILAPA Chatsuda	1	-	3	4	1.00	
	3	16	PANKAEW Parinya	2	1	5	8	0.67	
	4	7	SITTISAD Patcharaporn	1	2	9	12	0.33	
	4	13	PINSUWAN Khatthalee	1	1	5	7	0.33	
	4	17	SANGPAN Sasiwimol	1	1	5	7	0.33	
		12	PHOCHAROEN Sineenat	-	1	11	12		
		11	LAOLAEM Aurairat	-	-	1	1		
		19	PROMNOK Arisa	-	-	1	1		
		1	KANSATTRU Ruchisaya	-	-	-	-		
		3	JARAT Hathairat	-	-	-	-		
		10	AEKPATCHA Kantima	-	-	-	-		
	Team Totals				9	8	49	66	3.00

Team	Opponent Errors & Team Faults			
		44	-	



SAT 6 JUL 2019

Start Time 14:30 - End Time 16:00


Match Duration: 1h30


Match Statistics

P3

THA - Thailand

Non-Scoring Dig	Rk	No.	Name	Digs	Faults	Receptions	Total Attempts	Avg. by Set	
		1	KANSATTRU Ruchisaya	-	-	-	-	-	
		2	NILAPA Chatsuda	-	-	-	-	-	
		3	JARAT Hathairat	-	-	-	-	-	
		7	SITTISAD Patcharaporn	-	-	-	-	-	
		8	KAMULTHALA Kaewkalaya	-	-	-	-	-	
		10	AEKPATCHA Kantima	-	-	-	-	-	
		11	LAOLAEM Aurairat	-	-	-	-	-	
		12	PHOCHAROEN Sineenat	-	-	-	-	-	
		13	PINSUWAN Khatthalee	-	-	-	-	-	
		16	PANKAEW Parinya	-	-	-	-	-	
		17	SANGPAN Sasiwimol	-	-	-	-	-	
		19	PROMNOK Arisa	-	-	-	-	-	
	Team Totals				-	-	-	-	-

Non-Scoring Set	Rk	No.	Name	Running Sets	Faults	Still Sets	Total Attempts	Avg. by Set	
		16	PANKAEW Parinya	-	3	-	3	-	
		11	LAOLAEM Aurairat	-	1	-	1	-	
		13	PINSUWAN Khatthalee	-	1	-	1	-	
		1	KANSATTRU Ruchisaya	-	-	-	-	-	
		2	NILAPA Chatsuda	-	-	-	-	-	
		3	JARAT Hathairat	-	-	-	-	-	
		7	SITTISAD Patcharaporn	-	-	-	-	-	
		8	KAMULTHALA Kaewkalaya	-	-	-	-	-	
		10	AEKPATCHA Kantima	-	-	-	-	-	
		12	PHOCHAROEN Sineenat	-	-	-	-	-	
		17	SANGPAN Sasiwimol	-	-	-	-	-	
		19	PROMNOK Arisa	-	-	-	-	-	
	Team Totals				-	5	-	5	-

Non-Scoring Reception	Rk	No.	Name	Excellents	Faults	Serve Receptions	Total Attempts	Succ. %	
	1	19	PROMNOK Arisa	1	-	-	1	100.00	
	2	12	PHOCHAROEN Sineenat	3	-	1	4	75.00	
	3	1	KANSATTRU Ruchisaya	12	-	7	19	63.16	
	4	7	SITTISAD Patcharaporn	21	2	13	36	58.33	
	5	13	PINSUWAN Khatthalee	1	-	3	4	25.00	
		2	NILAPA Chatsuda	-	1	2	3	-	
		3	JARAT Hathairat	-	-	-	-	-	
		8	KAMULTHALA Kaewkalaya	-	-	-	-	-	
		10	AEKPATCHA Kantima	-	-	-	-	-	
		11	LAOLAEM Aurairat	-	-	-	-	-	
		16	PANKAEW Parinya	-	-	-	-	-	
		17	SANGPAN Sasiwimol	-	-	-	-	-	
	Limit								
	25.00%	Team Totals			38	3	26	67	56.72

LEGEND

Avg. Average

Eff. Efficiency

No. Shirt Number

Rk Rank

Suc Success %



SUN 7 JUL 2019
Start Time 12:00

Start List

THA vs MEX

P1

First Refere PAPANOPOL (ITA)

Second Refere KOVALCHUK (UKR)

THA - Thailand

Shirt colour White

No.	Name	Shirt Name	Pos.	Han.	Height	Weight	Highest Reac		Date of Birth	Tournament Totals				
							Spike cm	Block cm		Spik	Bloc	Serv	Total	%
1	KANSATTRU Ruchisaya		L		1.59	61	0	0	12 SEP 2000	0	0	0	0	0
2	NILAPA Chatsuda		WS		1.70	70	0	0	11 DEC 199	2	0	1	3	5.45
3	JARAT Hathairat		MB		1.81	69	0	0	9 FEB 1996	0	0	0	0	0
7	SITTISAD Patcharaporn		WS		1.64	58	0	0	20 FEB 1996	15	0	1	16	29.09
8	KAMULTHALA Kaewkalaya		MB		1.78	69	0	0	7 AUG 1994	8	1	3	12	21.82
10	AEKPATCHA Kantima		OS		1.74	60	0	0	5 SEP 1999	0	0	0	0	0
11	LAOLAEM Aurairat		S		1.68	60	0	0	4 JUL 1999	0	0	0	0	0
12	PHOCHAROEN Sineenat	PHOCHAROE	OS		1.73	64	0	0	19 MAY 199	12	0	0	12	21.82
13	PINSUWAN Khatthalee (C)		WS		1.70	69	0	0	30 OCT 199	14	0	2	16	29.09
16	PANKAEW Parinya		S		1.70	64	0	0	27 DEC 199	0	1	2	3	5.45
17	SANGPAN Sasiwimol		MB		1.76	64	0	0	27 JAN 1995	7	2	1	10	18.18
19	PROMNOK Arisa		WS		1.63	57	0	0	9 OCT 1997	1	0	0	1	1.82

Coac JAMJANG Nipon

Assista TANE Tossapon

Phase	Opponent	Sets	Points per Set
Preliminary - Group	RUS	0 - 3	14 - 25, 15 - 25, 19 - 25
Preliminary - Group	CAN	0 - 3	26 - 28, 22 - 25, 16 - 25

MEX - Mexico

Shirt colour Green

No.	Name	Shirt Name	Pos.	Han.	Height	Weight	Highest Reac		Date of Birth	Tournament Totals				
							Spike cm	Block cm		Spik	Bloc	Serv	Total	%
1	GONZALEZ GUZMAN Mitzy		WS		1.74	73	0	0	3 AUG 1997	12	1	3	16	88.89
3	NIETO GOMEZ Ana Gabriela		MB		1.68	56	0	0	18 JAN 1994	6	0	2	8	44.44
6	MIRELES VALDES Karla Dan		WS		1.70	68	0	0	25 JAN 2000	5	1	1	7	38.89
7	VALDEZ LIZARRAGA Diana		L		1.77	64	0	0	11 JAN 1997	0	0	0	0	0
8	ALVAREZ RAMIREZ Christia		MB		1.68	60	0	0	19 APR 1999	2	0	0	2	11.11
9	BOJORQUEZ RUIZ Miriam Ar		WS		1.70	60	0	0	14 DEC 199	8	0	4	12	66.67
10	MACIAS CASTANEDA Valeri		OS		1.68	63	0	0	18 JAN 2001	2	0	0	2	11.11
11	KUTHY RODRIGUEZ Ana Pa		MB		1.78	78	0	0	25 AUG 199	2	1	1	4	22.22
13	CERVANTES MOLINA Karla		OS		1.67	60	0	0	23 JUL 1997	5	0	0	5	27.78
14	LOPEZ ESTRADA Assul Day		OS		1.65	56	0	0	29 NOV 199	5	0	0	5	27.78
15	RIVERA HERRERA Karen Pa		S		1.70	60	0	0	22 MAY 199	3	0	3	6	33.33
16	LOPEZ GIL Deyanira		S		1.72	70	0	0	21 JUN 1994	0	0	0	0	0

Coac RUIZ JUAREZ Migdalel

Assista MURGUIA VELAZQUEZ Eduardo

Phase	Opponent	Sets	Points per Set
Preliminary - Group	CAN	0 - 3	20 - 25, 14 - 25, 22 - 25
Preliminary - Group	RUS	0 - 3	8 - 25, 20 - 25, 16 - 25

LEGEND

% Percentage of total team s (C) Team Captain
 LH Left Handed MB Middle blocker No. Shirt Number OS Opposite hitter L Libero
 PR Preliminary RH Right Handed S Setter WS Outside hitter Pos Playing Position



SUN 7 JUL 2019
Start Time 12:00 - End Time 14:04
Match Duration 2h4

Results
P2

THA vs MEX
3 1

Team	Sets	1	2	3	4	Total
THA	3	25	25	23	25	98
MEX	1	17	22	25	17	81
	Playing Time	25min	29min	32min	28min	1h54

First Refere PAPADOPOL (ITA)

Second Refere KOVALCHUK (UKR)

THA - Thailand								
No.	Name	Pos	1	2	3	4	5	Pts
1	KANSATTRU Ruchisaya	L	L	L	L	L		
2	NILAPA Chatsuda	WS						
3	JARAT Hathairat	MB					17	1
7	SITTISAD Patcharaporn	WS	6	5	6	5		12
8	KAMULTHALA Kaewkalaya	MB	4	3	4	3		15
10	AEKPATCHA Kantima	OS			16			
11	LAOLAEM Aurairat	S			12			
12	PHOCHAROEN Sineenat	OS	5	4	5	4		11
13	PINSUWAN Khatthalee (C)	WS	3	2	3	2		19
16	PANKAEW Parinya	S	2	1	2	1		4
17	SANGPAN Sasiwimol	MB	1	6	1	6		7
19	PROMNOK Arisa	WS						

MEX - Mexico								
No.	Name	Pos	1	2	3	4	5	Pts
1	GONZALEZ GUZMAN Mitzy N	WS	4	5	4	5		21
3	NIETO GOMEZ Ana Gabriela	MB	3	4				1
6	MIRELES VALDES Karla Dani	WS	6		13	14		3
7	VALDEZ LIZARRAG	L	L	L	L	L		
8	ALVAREZ RAMIREZ	MB			3	4		4
9	BOJORQUEZ RUIZ Miriam Ar	WS	2	3	2	3		6
10	MACIAS CASTANEDA Valeri	OS	15			1		1
11	KUTHY RODRIGUEZ	MB	6					4
13	CERVANTES MOLIN	OS	5	1	6	1		9
14	LOPEZ ESTRADA Assul Day	OS		6	5	6		2
15	RIVERA HERRERA Karen Pa	S	1	2	1	2		6
16	LOPEZ GIL Deyanira	S	1					1

Coach JAMJANG Nipon
Assistant Coach TANEE Tossapon

Coach RUIZ JUAREZ Migdalel
Assistant Coach MURGUIA VELAZQUEZ Eduardo

TEAM AND PLAYER PERFORMANCES

Won	Total Atts	No. Name	Scoring Skills	Won	Total Atts	No. Name
58	143	Total Team	Spike	42	143	Total Team
18	45	13 PINSUWAN Khatthalee		17	44	1 GONZALEZ GUZMAN Mitzy Natalia
12	32	7 SITTISAD Patcharaporn		8	23	13 CERVANTES MOLIN
11	20	8 KAMULTHALA Kaewkalaya		5	26	9 BOJORQUEZ RUIZ Miriam Arleth
4	53	Total Team	Block	8	60	Total Team
2	17	8 KAMULTHALA Kaewkalaya		3	8	1 GONZALEZ GUZMAN Mitzy Natalia
1	16	17 SANGPAN Sasiwimol		2	14	15 RIVERA HERRERA Karen Paola
1	3	12 PHOCHAROEN Sineenat		1	4	8 ALVAREZ RAMIREZ
7	97	Total Team	Serve	8	82	Total Team
3	17	16 PANKAEW Parinya		2	5	11 KUTHY RODRIGUEZ
2	15	8 KAMULTHALA Kaewkalaya		2	8	8 ALVAREZ RAMIREZ
1	12	12 PHOCHAROEN Sineenat		2	14	15 RIVERA HERRERA Karen Paola
60		Total Team	Opp. Error	49		Total Team
129	293	Total Team	Total	107	285	Total Team
19	75	13 PINSUWAN Khatthalee	Best Scorer	21	64	1 GONZALEZ GUZMAN Mitzy Natalia

LEGEND

(C) Team Captain
nn Substitute where nn = shirt number of outgoing player
MB Middle blocker
OS Opposite hitter
S Setter
n Starting line-up where n= starting position on court
Atts Attempts
No. Shirt Number
Pos Playing Position
WS Outside hitter
L Substitute Libero
L Libero
Opp Opponent
Pts Points scored



SUN 7 JUL 2019

Start Time 12:00 - End Time 14:04

Match Duration: 2h4

Match Statistics

P3

THA vs MEX
3 1

Team	Sets	1	2	3	4	Total
THA	3	25	25	23	25	98
MEX	1	17	22	25	17	81
	Playing Time	25min	29min	32min	28min	1h54


First Refere PAPADOPOP (ITA)

Second Refere KOVALCHUK (UKR)

THA - Thailand

Scoring Spike	Rk	No.	Name	Spikes	Faults	Shots	Total Attempts	Eff %
	1	8	KAMULTHALA Kaewkalaya	11	-	9	20	55.00
	2	17	SANGPAN Sasiwimol	6	2	5	13	30.77
	3	13	PINSUWAN Khatthalee	18	5	22	45	28.89
	4	7	SITTISAD Patcharaporn	12	4	16	32	25.00
	4	16	PANKAEW Parinya	1	-	3	4	25.00
		12	PHOCHAROEN Sineenat	9	5	13	27	
		3	JARAT Hathairat	1	1	-	2	
		1	KANSATTRU Ruchisaya	-	-	-	-	
		2	NILAPA Chatsuda	-	-	-	-	
		10	AEKPATCHA Kantima	-	-	-	-	
		11	LAOLAEM Aurairat	-	-	-	-	
		19	PROMNOK Arisa	-	-	-	-	
	Limit							
15.00%								
Team Totals				58	17	68	143	28.67

Scoring Block	Rk	No.	Name	Kill Blocks	Faults	Rebounds	Total Attempts	Avg. by Set
	1	8	KAMULTHALA Kaewkalaya	2	6	9	17	0.50
	2	17	SANGPAN Sasiwimol	1	4	11	16	0.25
	2	12	PHOCHAROEN Sineenat	1	-	2	3	0.25
		13	PINSUWAN Khatthalee	-	4	5	9	
		7	SITTISAD Patcharaporn	-	3	3	6	
		16	PANKAEW Parinya	-	2	-	2	
		1	KANSATTRU Ruchisaya	-	-	-	-	
		2	NILAPA Chatsuda	-	-	-	-	
		3	JARAT Hathairat	-	-	-	-	
		10	AEKPATCHA Kantima	-	-	-	-	
		11	LAOLAEM Aurairat	-	-	-	-	
		19	PROMNOK Arisa	-	-	-	-	
	Team Totals				4	19	30	53

Scoring Service	Rk	No.	Name	Aces	Faults	Serve Hits	Total Attempts	Avg. by Set
	1	16	PANKAEW Parinya	3	2	12	17	0.75
	2	8	KAMULTHALA Kaewkalaya	2	2	11	15	0.50
	3	13	PINSUWAN Khatthalee	1	1	19	21	0.25
	3	12	PHOCHAROEN Sineenat	1	1	10	12	0.25
		7	SITTISAD Patcharaporn	-	1	16	17	
		17	SANGPAN Sasiwimol	-	3	12	15	
		1	KANSATTRU Ruchisaya	-	-	-	-	
		2	NILAPA Chatsuda	-	-	-	-	
		3	JARAT Hathairat	-	-	-	-	
		10	AEKPATCHA Kantima	-	-	-	-	
		11	LAOLAEM Aurairat	-	-	-	-	
		19	PROMNOK Arisa	-	-	-	-	
	Team Totals				7	10	80	97

Team	Opponent Errors & Team Faults	60	1		



SUN 7 JUL 2019

Start Time 12:00 - End Time 14:04


Match Duration: 2h4


Match Statistics

P3

THA - Thailand

Non-Scoring Dig	Rk	No.	Name	Digs	Faults	Receptions	Total Attempts	Avg. by Set	
		1	KANSATTRU Ruchisaya	-	-	-	-		
		2	NILAPA Chatsuda	-	-	-	-		
		3	JARAT Hathairat	-	-	-	-		
		7	SITTISAD Patcharaporn	-	-	-	-		
		8	KAMULTHALA Kaewkalaya	-	-	-	-		
		10	AEKPATCHA Kantima	-	-	-	-		
		11	LAOLAEM Aurairat	-	-	-	-		
		12	PHOCHAROEN Sineenat	-	-	-	-		
		13	PINSUWAN Khatthalee	-	-	-	-		
		16	PANKAEW Parinya	-	-	-	-		
		17	SANGPAN Sasiwimol	-	-	-	-		
		19	PROMNOK Arisa	-	-	-	-		
	Team Totals				-	-	-	-	

Non-Scoring Set	Rk	No.	Name	Running Sets	Faults	Still Sets	Total Attempts	Avg. by Set	
		16	PANKAEW Parinya	-	2	-	2		
		11	LAOLAEM Aurairat	-	1	-	1		
		1	KANSATTRU Ruchisaya	-	-	-	-		
		2	NILAPA Chatsuda	-	-	-	-		
		3	JARAT Hathairat	-	-	-	-		
		7	SITTISAD Patcharaporn	-	-	-	-		
		8	KAMULTHALA Kaewkalaya	-	-	-	-		
		10	AEKPATCHA Kantima	-	-	-	-		
		12	PHOCHAROEN Sineenat	-	-	-	-		
		13	PINSUWAN Khatthalee	-	-	-	-		
		17	SANGPAN Sasiwimol	-	-	-	-		
		19	PROMNOK Arisa	-	-	-	-		
	Team Totals				-	3	-	3	

Non-Scoring Reception	Rk	No.	Name	Excellents	Faults	Serve Receptions	Total Attempts	Succ. %	
	1	13	PINSUWAN Khatthalee	5	-	1	6	83.33	
	2	1	KANSATTRU Ruchisaya	17	4	6	27	62.96	
	3	7	SITTISAD Patcharaporn	15	3	7	25	60.00	
	4	12	PHOCHAROEN Sineenat	4	1	5	10	40.00	
		8	KAMULTHALA Kaewkalaya	-	-	1	1		
		2	NILAPA Chatsuda	-	-	-	-		
		3	JARAT Hathairat	-	-	-	-		
		10	AEKPATCHA Kantima	-	-	-	-		
		11	LAOLAEM Aurairat	-	-	-	-		
		16	PANKAEW Parinya	-	-	-	-		
		17	SANGPAN Sasiwimol	-	-	-	-		
		19	PROMNOK Arisa	-	-	-	-		
	Limit								
	25.00%	Team Totals			41	8	20	69	59.42



SUN 7 JUL 2019


Start Time 12:00 - End Time 14:04


Match Duration: 2h4


Match Statistics

P3

MEX - Mexico

Scoring Spike	Rk	No.	Name	Spikes	Faults	Shots	Total Attempts	Eff %
	1	16	LOPEZ GIL Deyanira	1	-	-	1	100.00
	2	15	RIVERA HERRERA Karen Paola	2	-	3	5	40.00
	3	6	MIRELES VALDES Karla Daniela	3	-	5	8	37.50
	4	11	KUTHY RODRIGUEZ	1	-	2	3	33.33
	5	13	CERVANTES MOLIN	8	1	14	23	30.43
	6	1	GONZALEZ GUZMAN Mitzy Natalia	17	7	20	44	22.73
		9	BOJORQUEZ RUIZ Miriam Arleth	5	6	15	26	
		14	LOPEZ ESTRADA Assul Dayana	2	-	11	13	
		8	ALVAREZ RAMIREZ	1	3	4	8	
		3	NIETO GOMEZ Ana Gabriela	1	2	4	7	
	10	MACIAS CASTANEDA Valeria	1	-	4	5		
	7	VALDEZ LIZARRAG	-	-	-	-		
Limit								
15.00%	Team Totals			42	19	82	143	

Scoring Block	Rk	No.	Name	Kill Blocks	Faults	Rebounds	Total Attempts	Avg. by Set
	1	11	KUTHY RODRIGUEZ	1	1	2	4	1.00
	2	1	GONZALEZ GUZMAN Mitzy Natalia	3	3	2	8	0.75
	3	15	RIVERA HERRERA Karen Paola	2	7	5	14	0.50
	3	8	ALVAREZ RAMIREZ	1	1	2	4	0.50
	5	13	CERVANTES MOLIN	1	3	5	9	0.25
		9	BOJORQUEZ RUIZ Miriam Arleth	-	5	6	11	
		3	NIETO GOMEZ Ana Gabriela	-	2	5	7	
		14	LOPEZ ESTRADA Assul Dayana	-	2	1	3	
		6	MIRELES VALDES Karla Daniela	-	-	-	-	
		7	VALDEZ LIZARRAG	-	-	-	-	
	10	MACIAS CASTANEDA Valeria	-	-	-	-		
	16	LOPEZ GIL Deyanira	-	-	-	-		
Team Totals				8	24	28	60	2.00

Scoring Service	Rk	No.	Name	Aces	Faults	Serve Hits	Total Attempts	Avg. by Set
	1	11	KUTHY RODRIGUEZ	2	1	2	5	2.00
	2	8	ALVAREZ RAMIREZ	2	1	5	8	1.00
	3	15	RIVERA HERRERA Karen Paola	2	1	11	14	0.50
	4	1	GONZALEZ GUZMAN Mitzy Natalia	1	1	10	12	0.25
	4	9	BOJORQUEZ RUIZ Miriam Arleth	1	3	8	12	0.25
		14	LOPEZ ESTRADA Assul Dayana	-	1	8	9	
		13	CERVANTES MOLIN	-	1	7	8	
		3	NIETO GOMEZ Ana Gabriela	-	2	3	5	
		6	MIRELES VALDES Karla Daniela	-	-	5	5	
		10	MACIAS CASTANEDA Valeria	-	1	2	3	
	16	LOPEZ GIL Deyanira	-	-	1	1		
	7	VALDEZ LIZARRAG	-	-	-	-		
Team Totals				8	12	62	82	2.00

Team	Opponent Errors & Team Faults	49	-		
-------------	--	-----------	----------	--	--



SUN 7 JUL 2019

Start Time 12:00 - End Time 14:04


Match Duration: 2h4


Match Statistics

P3

MEX - Mexico

Non-Scoring Dig	Rk	No.	Name	Digs	Faults	Receptions	Total Attempts	Avg. by Set	
		1	GONZALEZ GUZMAN Mitzy Natalia	-	-	-	-	-	
		3	NIETO GOMEZ Ana Gabriela	-	-	-	-	-	
		6	MIRELES VALDES Karla Daniela	-	-	-	-	-	
		7	VALDEZ LIZARRAG	-	-	-	-	-	
		8	ALVAREZ RAMIREZ	-	-	-	-	-	
		9	BOJORQUEZ RUIZ Miriam Arleth	-	-	-	-	-	
		10	MACIAS CASTANEDA Valeria	-	-	-	-	-	
		11	KUTHY RODRIGUEZ	-	-	-	-	-	
		13	CERVANTES MOLIN	-	-	-	-	-	
		14	LOPEZ ESTRADA Assul Dayana	-	-	-	-	-	
		15	RIVERA HERRERA Karen Paola	-	-	-	-	-	
		16	LOPEZ GIL Deyanira	-	-	-	-	-	
	Team Totals				-	-	-	-	-

Non-Scoring Set	Rk	No.	Name	Running Sets	Faults	Still Sets	Total Attempts	Avg. by Set	
		3	NIETO GOMEZ Ana Gabriela	-	1	-	1	-	
		16	LOPEZ GIL Deyanira	-	1	-	1	-	
		1	GONZALEZ GUZMAN Mitzy Natalia	-	-	-	-	-	
		6	MIRELES VALDES Karla Daniela	-	-	-	-	-	
		7	VALDEZ LIZARRAG	-	-	-	-	-	
		8	ALVAREZ RAMIREZ	-	-	-	-	-	
		9	BOJORQUEZ RUIZ Miriam Arleth	-	-	-	-	-	
		10	MACIAS CASTANEDA Valeria	-	-	-	-	-	
		11	KUTHY RODRIGUEZ	-	-	-	-	-	
		13	CERVANTES MOLIN	-	-	-	-	-	
		14	LOPEZ ESTRADA Assul Dayana	-	-	-	-	-	
		15	RIVERA HERRERA Karen Paola	-	-	-	-	-	
	Team Totals				-	2	-	2	-

Non-Scoring Reception	Rk	No.	Name	Excellents	Faults	Serve Receptions	Total Attempts	Succ. %	
	1	7	VALDEZ LIZARRAG	11	1	8	20	55.00	
	2	9	BOJORQUEZ RUIZ Miriam Arleth	20	1	18	39	51.28	
	3	13	CERVANTES MOLIN	3	-	5	8	37.50	
	4	6	MIRELES VALDES Karla Daniela	1	1	2	4	25.00	
		14	LOPEZ ESTRADA Assul Dayana	3	4	8	15	-	
		1	GONZALEZ GUZMAN Mitzy Natalia	-	-	-	-	-	
		3	NIETO GOMEZ Ana Gabriela	-	-	-	-	-	
		8	ALVAREZ RAMIREZ	-	-	-	-	-	
		10	MACIAS CASTANEDA Valeria	-	-	-	-	-	
		11	KUTHY RODRIGUEZ	-	-	-	-	-	
		15	RIVERA HERRERA Karen Paola	-	-	-	-	-	
		16	LOPEZ GIL Deyanira	-	-	-	-	-	
	Limit								
	25.00%	Team Totals			38	7	41	86	44.19

LEGEND

Avg. Average

Eff. Efficiency

No. Shirt Number

Rk Rank

Suc Success %



SUN 7 JUL 2019
Start Time 14:30

Start List

RUS vs CAN

P1

First Refere WANG HJ (CHN)

Second Refere CINATL (CZE)

RUS - Russia

Shirt colour Blue

No.	Name	Shirt Name	Pos.	Han.	Height	Weight	Highest Reac		Date of Birth	Tournament Totals				
							Spike cm	Block cm		Spik	Bloc	Serv	Total	%
2	SMIRNOVA Kseniia		WS		1.90	75	305	300	24 APR 1998	0	1	0	1	1.18
5	STALNAYA Anastasia		WS		1.91	77	306	298	6 JAN 1998	0	0	0	0	0
6	KURNOSOVA Kristina		L		1.76	69	288	278	17 JUN 1997	0	0	0	0	0
7	ZAYTSEVA Valeriya		MB		1.90	70	0	0	24 MAR 199	5	3	1	9	10.59
9	RUSSU Viktoria		OS		1.95	72	311	305	16 FEB 1999	0	1	0	1	1.18
10	EVDOKIMOVA Ekaterina		MB		1.93	72	306	285	10 SEP 1994	7	4	3	14	16.47
11	NOVIK Elena		S		1.82	67	295	290	23 MAR 199	1	0	2	3	3.53
12	RYSEVA Daria		S		1.75	66	282	266	5 MAR 1998	0	3	1	4	4.71
14	LAZAREVA Anna		OS		1.91	70	306	285	31 JAN 1997	27	6	1	34	40.00
15	ZUBAREVA Olga		MB		1.90	75	305	297	8 NOV 1998	1	0	1	2	2.35
16	VOROBYEVA Maria (C)		WS		1.85	79	306	288	24 FEB 1998	9	2	6	17	20.00
17	SPERSKAITE Angelina		WS		1.87	72	305	295	11 FEB 1997	15	1	0	16	18.82

Coac VORONKOV Andrey Assista CHURIKOV Dmitrii / KUZIN Fedor

Phase	Opponent	Sets	Points per Set
Preliminary - Group	THA	3 - 0	25 - 14, 25 - 15, 25 - 19
Preliminary - Group	MEX	3 - 0	25 - 8, 25 - 20, 25 - 16

CAN - Canada

Shirt colour White

No.	Name	Shirt Name	Pos.	Han.	Height	Weight	Highest Reac		Date of Birth	Tournament Totals				
							Spike cm	Block cm		Spik	Bloc	Serv	Total	%
1	BUJAN Cassie		L		1.68	60	214	211	25 APR 1996	0	0	0	0	0
2	WALSH Mariah (C)		S		1.70	66	220	220	9 OCT 1994	0	0	1	1	1.41
3	DORMANN Alina		OS		1.85	70	243	241	8 AUG 1997	1	3	0	4	5.63
5	LIVINGSTON Caroline		WS		1.88	65	243	240	2 APR 1996	9	4	1	14	19.72
6	MOORE Julie		WS		1.79	67	229	229	27 SEP 1999	0	0	0	0	0
7	BABIN Maude		WS		1.82	70	240	237	14 AUG 199	1	2	0	3	4.23
8	WHITE Kory		OS		1.80	62	242	241	23 JAN 1998	21	4	1	26	36.62
10	HERBIN-BAKER Courtney		S		1.88	96	238	238	14 JUL 1997	0	0	4	4	5.63
12	VINNELL Beth		MB		1.85	85	243	242	18 MAR 199	5	2	1	8	11.27
13	JARMAN Vanessa		MB		1.88	75	244	240	25 SEP 1998	2	1	2	5	7.04
14	VELTMAN Kelsey		MB		1.88	77	238	237	2 APR 1996	11	8	3	22	30.99
16	HOWE Hilary		WS		1.86	77	245	242	16 JUN 1998	15	8	0	23	32.39

Coac EISLER Laurie Assista SCOTT Rick / RATUSHNIAK Ryan

Phase	Opponent	Sets	Points per Set
Preliminary - Group	MEX	3 - 0	25 - 20, 25 - 14, 25 - 22
Preliminary - Group	THA	3 - 0	28 - 26, 25 - 22, 25 - 16

LEGEND

%	Percentage of total team s	(C)	Team Captain	BH	Both Handed	Han	Handedness	L	Libero
LH	Left Handed	MB	Middle blocker	No.	Shirt Number	OS	Opposite hitter	Pos	Playing Position
PR	Preliminary	RH	Right Handed	S	Setter	WS	Outside hitter		



SUN 7 JUL 2019
Start Time 14:40 - End Time 16:28
Match Duration 1h48

Results
P2

RUS vs CAN
3 1

Team	Sets	1	2	3	4	Total
RUS	3	25	19	25	25	94
CAN	1	17	25	21	15	78
	Playing Time	38min	27min	27min	39min	23min

First Refere WANG HJ (CHN)

Second Refere CINATL (CZE)

RUS - Russia							
No.	Name	Pos	1	2	3	4	5 Pts
2	SMIRNOVA Kseniia	WS		16	7		
5	STALNAYA Anastasia	WS					
6	KURNOSOVA Kristina	L	L	L	L	L	
7	ZAYTSEVA Valeriya	MB	1	6	1	1	5
9	RUSSU Viktoriia	OS					
10	EVDOKIMOVA Ekaterina	MB	4	3	4	4	5
11	NOVIK Elena	S		12	12		
12	RYSEVA Daria	S	2	1	2	2	2
14	LAZAREVA Anna	OS	5	4	5	5	29
15	ZUBAREVA Olga	MB					
16	VOROBYEVA Maria (C)	WS	3	2	3	3	15
17	SPERSKAITE Angelina	WS	6	5	6	6	16

CAN - Canada							
No.	Name	Pos	1	2	3	4	5 Pts
1	BUJAN Cassie	L	L	L	L	L	
2	WALSH Mariah (C)	S	3		10	6	1
3	DORMANN Alina	OS	2	3	3	3	13
5	LIVINGSTON Caroline	WS	3	1	1		6
6	MOORE Julie	WS					
7	BABIN Maude	WS			5	1	
8	WHITE Kory	OS	10			2	2
10	HERBIN-BAKER Courtney	S	5	6	6	3	2
12	VINNELL Beth	MB	1	2	2		3
13	JARMAN Vanessa	MB	12		12	2	1
14	VELTMAN Kelsey	MB	4	5	5	5	8
16	HOWE Hilary	WS	6	4	4	4	14

Coach VORONKOV Andrey
Assistant Coach CHURIKOV Dmitrii / KUZIN Fedor

Coach EISLER Laurie
Assistant Coach SCOTT Rick / RATUSHNIAK Ryan

TEAM AND PLAYER PERFORMANCES

Won	Total Atts	No. Name	Scoring Skills	Won	Total Atts	No. Name
57	110	Total Team	Spike	33	101	Total Team
23	42	14 LAZAREVA Anna		10	34	16 HOWE Hilary
12	25	17 SPERSKAITE Angelina		8	20	3 DORMANN Alina
12	23	16 VOROBYEVA Maria		5	14	5 LIVINGSTON Caroline
6	32	Total Team	Block	13	48	Total Team
4	6	14 LAZAREVA Anna		5	12	3 DORMANN Alina
1	2	17 SPERSKAITE Angelina		4	16	14 VELTMAN Kelsey
1	12	10 EVDOKIMOVA Ekaterina		2	5	16 HOWE Hilary
9	93	Total Team	Serve	4	79	Total Team
3	16	17 SPERSKAITE Angelina		2	12	10 HERBIN-BAKER Courtney
3	22	16 VOROBYEVA Maria		2	14	16 HOWE Hilary
2	13	14 LAZAREVA Anna				
50		Total Team	Opp. Error	39		Total Team
122	235	Total Team	Total	89	228	Total Team
29	61	14 LAZAREVA Anna	Best Scorer	14	53	16 HOWE Hilary

LEGEND

(C) Team Captain
nn Substitute where nn = shirt number of outgoing player
MB Middle blocker
OS Opposite hitter
S Setter
n Starting line-up where n= starting position on court
Atts Attempts
No. Shirt Number
Pos Playing Position
WS Outside hitter
L Substitute Libero
L Libero
Opp Opponent
Pts Points scored



SUN 7 JUL 2019

Start Time 14:40 - End Time 16:28

Match Duration: 1h48

Match Statistics

P3


RUS vs CAN
3 1


Team	Sets	1	2	3	4	Total
RUS	3	25	19	25	25	94
CAN	1	17	25	21	15	78
	Playing Time	38min	27min	27min	39min	23min


First Refere WANG HJ (CHN)

Second Refere CINATL (CZE)

RUS - Russia

Scoring Spike	Rk	No.	Name	Spikes	Faults	Shots	Total Attempts	Eff %	
	1	12	RYSEVA Daria	2	-	-	2	100.00	
	2	7	ZAYTSEVA Valeriya	5	1	2	8	50.00	
	3	14	LAZAREVA Anna	23	7	12	42	38.10	
	4	17	SPERSKAITE Angelina	12	4	9	25	32.00	
	5	16	VOROBYEVA Maria	12	5	6	23	30.43	
		10	EVDOKIMOVA Ekaterina	3	4	2	9		
		2	SMIRNOVA Kseniia	-	1	-	1		
		5	STALNAYA Anastasia	-	-	-	-		
		6	KURNOSOVA Kristina	-	-	-	-		
		9	RUSSU Viktoriia	-	-	-	-		
		11	NOVIK Elena	-	-	-	-		
		15	ZUBAREVA Olga	-	-	-	-		
	Limit								
	15.00%								
	Team Totals				57	22	31	110	31.82

Scoring Block	Rk	No.	Name	Kill Blocks	Faults	Rebounds	Total Attempts	Avg. by Set	
	1	14	LAZAREVA Anna	4	1	1	6	1.00	
	2	10	EVDOKIMOVA Ekaterina	1	4	7	12	0.25	
	2	17	SPERSKAITE Angelina	1	-	1	2	0.25	
		7	ZAYTSEVA Valeriya	-	4	1	5		
		12	RYSEVA Daria	-	2	2	4		
		16	VOROBYEVA Maria	-	-	2	2		
		2	SMIRNOVA Kseniia	-	1	-	1		
		5	STALNAYA Anastasia	-	-	-	-		
		6	KURNOSOVA Kristina	-	-	-	-		
		9	RUSSU Viktoriia	-	-	-	-		
		11	NOVIK Elena	-	-	-	-		
		15	ZUBAREVA Olga	-	-	-	-		
	Team Totals				6	12	14	32	1.50

Scoring Service	Rk	No.	Name	Aces	Faults	Serve Hits	Total Attempts	Avg. by Set	
	1	16	VOROBYEVA Maria	3	5	14	22	0.75	
	1	17	SPERSKAITE Angelina	3	2	11	16	0.75	
	3	14	LAZAREVA Anna	2	3	8	13	0.50	
	4	10	EVDOKIMOVA Ekaterina	1	-	14	15	0.25	
		7	ZAYTSEVA Valeriya	-	3	8	11		
		12	RYSEVA Daria	-	1	10	11		
		11	NOVIK Elena	-	-	4	4		
		2	SMIRNOVA Kseniia	-	-	1	1		
		5	STALNAYA Anastasia	-	-	-	-		
		6	KURNOSOVA Kristina	-	-	-	-		
		9	RUSSU Viktoriia	-	-	-	-		
		15	ZUBAREVA Olga	-	-	-	-		
	Team Totals				9	14	70	93	2.25

Team	Opponent Errors & Team Faults	50	-		
------	-------------------------------	----	---	--	--



SUN 7 JUL 2019


Start Time 14:40 - End Time 16:28


Match Duration: 1h48


Match Statistics

P3

RUS - Russia

Non-Scoring Dig	Rk	No.	Name	Digs	Faults	Receptions	Total Attempts	Avg. by Set	
		2	SMIRNOVA Kseniia	-	-	-	-	-	
		5	STALNAYA Anastasia	-	-	-	-	-	
		6	KURNOSOVA Kristina	-	-	-	-	-	
		7	ZAYTSEVA Valeriya	-	-	-	-	-	
		9	RUSSU Viktoriia	-	-	-	-	-	
		10	EVDOKIMOVA Ekaterina	-	-	-	-	-	
		11	NOVIK Elena	-	-	-	-	-	
		12	RYSEVA Daria	-	-	-	-	-	
		14	LAZAREVA Anna	-	-	-	-	-	
		15	ZUBAREVA Olga	-	-	-	-	-	
		16	VOROBYEVA Maria	-	-	-	-	-	
		17	SPERSKAITE Angelina	-	-	-	-	-	
	Team Totals				-	-	-	-	-

Non-Scoring Set	Rk	No.	Name	Running Sets	Faults	Still Sets	Total Attempts	Avg. by Set	
		2	SMIRNOVA Kseniia	-	-	-	-	-	
		5	STALNAYA Anastasia	-	-	-	-	-	
		6	KURNOSOVA Kristina	-	-	-	-	-	
		7	ZAYTSEVA Valeriya	-	-	-	-	-	
		9	RUSSU Viktoriia	-	-	-	-	-	
		10	EVDOKIMOVA Ekaterina	-	-	-	-	-	
		11	NOVIK Elena	-	-	-	-	-	
		12	RYSEVA Daria	-	-	-	-	-	
		14	LAZAREVA Anna	-	-	-	-	-	
		15	ZUBAREVA Olga	-	-	-	-	-	
		16	VOROBYEVA Maria	-	-	-	-	-	
		17	SPERSKAITE Angelina	-	-	-	-	-	
	Team Totals				-	-	-	-	-

Non-Scoring Reception	Rk	No.	Name	Excellents	Faults	Serve Receptions	Total Attempts	Succ. %	
	1	6	KURNOSOVA Kristina	15	-	7	22	68.18	
	2	16	VOROBYEVA Maria	10	1	13	24	41.67	
	3	17	SPERSKAITE Angelina	8	3	12	23	34.78	
		2	SMIRNOVA Kseniia	-	-	1	1	-	
		5	STALNAYA Anastasia	-	-	-	-	-	
		7	ZAYTSEVA Valeriya	-	-	-	-	-	
		9	RUSSU Viktoriia	-	-	-	-	-	
		10	EVDOKIMOVA Ekaterina	-	-	-	-	-	
		11	NOVIK Elena	-	-	-	-	-	
		12	RYSEVA Daria	-	-	-	-	-	
		14	LAZAREVA Anna	-	-	-	-	-	
		15	ZUBAREVA Olga	-	-	-	-	-	
	Limit								
	25.00%	Team Totals			33	4	33	70	47.14



SUN 7 JUL 2019


Start Time 14:40 - End Time 16:28


Match Duration: 1h48


Match Statistics

P3

CAN - Canada

Scoring Spike	Rk	No.	Name	Spikes	Faults	Shots	Total Attempts	Eff %
	1	8	WHITE Kory	2	-	3	5	40.00
	2	12	VINNELL Beth	3	-	6	9	33.33
	3	3	DORMANN Alina	8	3	9	20	25.00
	4	14	VELTMAN Kelsey	4	2	6	12	16.67
		16	HOWE Hilary	10	7	17	34	
		5	LIVINGSTON Caroline	5	3	6	14	
		13	JARMAN Vanessa	1	1	-	2	
		7	BABIN Maude	-	-	3	3	
		10	HERBIN-BAKER Courtney	-	-	2	2	
		1	BUJAN Cassie	-	-	-	-	
		2	WALSH Mariah	-	-	-	-	
		6	MOORE Julie	-	-	-	-	
	Limit							
15.00%	Team Totals			33	16	52	101	16.83

Scoring Block	Rk	No.	Name	Kill Blocks	Faults	Rebounds	Total Attempts	Avg. by Set
	1	3	DORMANN Alina	5	5	2	12	1.25
	2	14	VELTMAN Kelsey	4	5	7	16	1.00
	3	16	HOWE Hilary	2	2	1	5	0.50
	4	5	LIVINGSTON Caroline	1	5	1	7	0.33
	4	2	WALSH Mariah	1	-	1	2	0.33
		12	VINNELL Beth	-	1	2	3	
		7	BABIN Maude	-	-	1	1	
		8	WHITE Kory	-	1	-	1	
		10	HERBIN-BAKER Courtney	-	1	-	1	
		1	BUJAN Cassie	-	-	-	-	
		6	MOORE Julie	-	-	-	-	
		13	JARMAN Vanessa	-	-	-	-	
	Team Totals				13	20	15	48

Scoring Service	Rk	No.	Name	Aces	Faults	Serve Hits	Total Attempts	Avg. by Set
	1	16	HOWE Hilary	2	-	12	14	0.50
	1	10	HERBIN-BAKER Courtney	2	-	10	12	0.50
		3	DORMANN Alina	-	4	16	20	
		12	VINNELL Beth	-	-	10	10	
		5	LIVINGSTON Caroline	-	1	6	7	
		14	VELTMAN Kelsey	-	-	7	7	
		13	JARMAN Vanessa	-	1	4	5	
		7	BABIN Maude	-	-	3	3	
		2	WALSH Mariah	-	-	1	1	
		1	BUJAN Cassie	-	-	-	-	
		6	MOORE Julie	-	-	-	-	
		8	WHITE Kory	-	-	-	-	
	Team Totals				4	6	69	79

Team	Opponent Errors & Team Faults	39	-		
-------------	--	-----------	----------	--	--



SUN 7 JUL 2019


Start Time 14:40 - End Time 16:28


Match Duration: 1h48


Match Statistics

P3

CAN - Canada

Non-Scoring Dig	Rk	No.	Name	Digs	Faults	Receptions	Total Attempts	Avg. by Set	
		1	BUJAN Cassie	-	-	-	-		
		2	WALSH Mariah	-	-	-	-		
		3	DORMANN Alina	-	-	-	-		
		5	LIVINGSTON Caroline	-	-	-	-		
		6	MOORE Julie	-	-	-	-		
		7	BABIN Maude	-	-	-	-		
		8	WHITE Kory	-	-	-	-		
		10	HERBIN-BAKER Courtney	-	-	-	-		
		12	VINNELL Beth	-	-	-	-		
		13	JARMAN Vanessa	-	-	-	-		
		14	VELTMAN Kelsey	-	-	-	-		
		16	HOWE Hilary	-	-	-	-		
	Team Totals				-	-	-	-	

Non-Scoring Set	Rk	No.	Name	Running Sets	Faults	Still Sets	Total Attempts	Avg. by Set	
		2	WALSH Mariah	-	2	-	2		
		10	HERBIN-BAKER Courtney	-	2	-	2		
		5	LIVINGSTON Caroline	-	1	-	1		
		1	BUJAN Cassie	-	-	-	-		
		3	DORMANN Alina	-	-	-	-		
		6	MOORE Julie	-	-	-	-		
		7	BABIN Maude	-	-	-	-		
		8	WHITE Kory	-	-	-	-		
		12	VINNELL Beth	-	-	-	-		
		13	JARMAN Vanessa	-	-	-	-		
		14	VELTMAN Kelsey	-	-	-	-		
		16	HOWE Hilary	-	-	-	-		
	Team Totals				-	5	-	5	

Non-Scoring Reception	Rk	No.	Name	Excellents	Faults	Serve Receptions	Total Attempts	Succ. %	
	1	14	VELTMAN Kelsey	1	-	-	1	100.00	
	2	1	BUJAN Cassie	9	2	3	14	64.29	
	3	5	LIVINGSTON Caroline	9	2	13	24	37.50	
	3	7	BABIN Maude	3	1	4	8	37.50	
	5	16	HOWE Hilary	8	3	14	25	32.00	
		10	HERBIN-BAKER Courtney	-	-	2	2		
		8	WHITE Kory	-	1	-	1		
		2	WALSH Mariah	-	-	-	-		
		3	DORMANN Alina	-	-	-	-		
		6	MOORE Julie	-	-	-	-		
		12	VINNELL Beth	-	-	-	-		
		13	JARMAN Vanessa	-	-	-	-		
	Limit								
	25.00%	Team Totals			30	9	36	75	40.00

LEGEND

Avg. Average

Eff. Efficiency

No. Shirt Number

Rk Rank

Suc Success %



FRI 5 JUL 2019

Start List

Start Time 17:30

GER vs UKR

P1

First Refere CINATL (CZE)

Second Refere CAMERON (CAN)

GER - Germany

Shirt colour White

No.	Name	Shirt Name	Pos.	Han.	Height	Weight	Highest Reac		Date of Birth	Tournament Totals				
							Spike cm	Block cm		Spik	Bloc	Serv	Total	%
3	WILCZEK Natalie		MB		1.90	70	0	0	9 MAR 2000					
5	KASTRUP Liza		OS		1.93	83	0	0	5 OCT 1999					
7	BARBER Nele		WS		1.85	75	0	0	27 OCT 199					
9	ALSMEIER Lina		WS		1.89	80	0	0	29 JUN 2000					
11	WESKE Emilia		OS		1.88	70	0	0	26 MAR 200					
13	IMOUDU Denise (C)		S		1.80	72	0	0	14 DEC 199					
14	LOHMANN Elisa		L		1.80	69	0	0	22 JUL 1998					
15	GLAAB Corina		S		1.85	92	0	0	25 MAY 200					
16	BOCK Linda		WS		1.72	60	0	0	27 MAY 200					
17	WEITZEL Camilla		MB		1.91	78	0	0	11 JUN 2000					
18	AMBROSIUS Lea		MB		1.84	92	0	0	22 MAY 200					
19	KELLER Luisa		OS		1.97	89	0	0	25 AUG 200					

Coac WAIBL Alexander

Assista BITTER Konstantin / VOELKER Florian

UKR - Ukraine

Shirt colour Blue

No.	Name	Shirt Name	Pos.	Han.	Height	Weight	Highest Reac		Date of Birth	Tournament Totals				
							Spike cm	Block cm		Spik	Bloc	Serv	Total	%
1	DUDNYK Kateryna		WS		1.88	80	310	295	30 DEC 199					
2	KARPETS Diana		MB		1.90	72	310	290	6 AUG 1996					
3	MAZENKO Maryna		MB		1.84	74	295	280	7 MAY 1998					
4	ZHULA Hanna		WS		1.83	66	300	285	3 MAY 1997					
5	MILENKO Oleksandra		WS		1.80	67	300	285	29 JUN 1999					
6	DUDENOK Daria		L		1.68	51	245	235	10 MAY 200					
7	MIRCHEVA Anhelina		S		1.82	69	290	270	23 JAN 1994					
9	BOYKO Yuliya		WS		1.76	67	290	270	2 APR 1998					
10	YEFREMENKO Anna		OS		1.90	78	305	290	16 OCT 199					
12	FRANKEVYCH Diana		WS		1.87	67	300	285	21 MAR 199					
17	MAIEVSKA Anastasiia		MB		1.90	74	300	290	6 JAN 2001					
18	NAPALKOVA Olena (C)		S		1.84	65	290	270	17 AUG 199					

Coac ROMANOVYCH Andriy

Assista MELIUSHKYN Danylo / TSYLIURA Oleksandr

LEGEND

% Percentage of total team s (C) Team Captain

BH Both Handed

Han Handedness

L Libero

LH Left Handed

MB Middle blocker

No. Shirt Number

OS Opposite hitter

Pos Playing Position

PR Preliminary

RH Right Handed

S Setter

WS Outside hitter



FRI 5 JUL 2019
Start Time 14:30 - End Time 16:51
Match Duration 2h21

Results
P2

CZE vs HUN
2 3

Team	Sets	1	2	3	4	5	Total
CZE	2	25	19	28	26	7	105
HUN	3	14	25	30	24	15	108
	Playing Time	23min	27min	33min	30min	13min	2h8

First Refere KELLEMBERGER (GER)

Second Refere KOZLOVA (RUS)

CZE - Czech Republic								
No.	Name	Pos	1	2	3	4	5	Pts
1	BOUSKOVA Sarka	WS		9	3	3	3	8
3	DIATKOVA Tereza	OS	2	2	2	9	9	10
4	PESKOVA Veronika	MB		5	5	5	1	
5	SVOBODOVA Eva	WS	6	6	6	6	6	17
6	SMIDOVA Nicole	S						
7	NECASOVA Michaela	MB	1	1	1	1	1	9
8	SIMANOVA Pavlina (C)	MB	4	4	4	4	4	18
9	NOVA Lucie	WS	3	3	3	2	2	8
12	POSPISILOVA Anna	S	5	5	5	5	5	7
13	KVAPILOVA Katerina	MB						
17	SLAVIKOVA Tereza	L	L	L	L	L	L	

HUN - Hungary								
No.	Name	Pos	1	2	3	4	5	Pts
1	VEZSENYI Adrienn	WS	1					1
2	TOTH Fruzsina	L	L	L	L	L	L	
6	VILLAM Csenge	MB						
7	ZOLYOMI Rebeka	MB	2	2	2	2	2	16
8	TOTH Dalma	WS			13	13		
9	CICIC Marija	S					17	3
10	KISS Greta	WS	4	4	4	4	4	11
12	RICZKO Gabriella	WS	7	7	7	7		
13	VILLAM Lilla	OS	1	1	1	1	1	17
14	NEMETH Anett	OS	3	3	3	3	3	29
16	GYIMES Zsofia	S	5	5	5	5	5	14
17	BLEICHER Reka (C)	S	6	6	6	6	6	4

Coach BEDNAR Lubos
Assistant Coach FOLTYN Ondrej

Coach LEISZT Mate
Assistant Coach BOCZ David

TEAM AND PLAYER PERFORMANCES

Won	Total Atts	No. Name	Scoring Skills	Won	Total Atts	No. Name
58	158	Total Team	Spike	75	175	Total Team
13	40	5 SVOBODOVA Eva		26	55	14 NEMETH Anett
12	28	8 SIMANOVA Pavlina		15	35	13 VILLAM Lilla
9	25	3 DIATKOVA Tereza		11	18	7 ZOLYOMI Rebeka
13	50	Total Team	Block	15	52	Total Team
4	17	8 SIMANOVA Pavlina		5	15	7 ZOLYOMI Rebeka
2	8	12 POSPISILOVA Anna		3	13	16 GYIMES Zsofia
2	5	5 SVOBODOVA Eva		2	6	13 VILLAM Lilla
6	105	Total Team	Serve	5	108	Total Team
2	19	8 SIMANOVA Pavlina		2	16	17 BLEICHER Reka
2	17	5 SVOBODOVA Eva		2	20	16 GYIMES Zsofia
1	18	9 NOVA Lucie		1	21	14 NEMETH Anett
61		Total Team	Opp. Error	62		Total Team
138	313	Total Team	Total	157	335	Total Team
18	64	8 SIMANOVA Pavlina	Best Scorer	29	81	14 NEMETH Anett

LEGEND

(C) Team Captain
nn Substitute where nn = shirt number of outgoing player
MB Middle blocker
OS Opposite hitter
S Setter
n Starting line-up where n= starting position on court
Atts Attempts
No. Shirt Number
Pos Playing Position
WS Outside hitter
L Substitute Libero
L Libero
Opp Opponent
Pts Points scored



FRI 5 JUL 2019

Start Time 17:30 - End Time 19:30

Match Duration: 2h

Match Statistics

P3

GER vs UKR


3 1


Team	Sets	1	2	3	4	Total
GER	3	25	25	22	25	97
UKR	1	23	22	25	23	93
	Playing Time	28min	27min	25min	28min	1h49


First Refere CINATL (CZE)

Second Refere CAMERON (CAN)

GER - Germany

Scoring Spike	Rk	No.	Name	Spikes	Faults	Shots	Total Attempts	Eff %	
	1	18	AMBROSIUS Lea	2	-	1	3	66.67	
	2	17	WEITZEL Camilla	9	-	7	16	56.25	
	3	9	ALSMEIER Lina	17	7	8	32	31.25	
	4	5	KASTRUP Liza	2	1	1	4	25.00	
	5	7	BARBER Nele	14	7	9	30	23.33	
		19	KELLER Luisa	7	7	11	25		
		16	BOCK Linda	2	2	5	9		
		11	WESKE Emilia	-	1	3	4		
		13	IMOUDU Denise	-	-	2	2		
		3	WILCZEK Natalie	-	-	-	-		
		14	LOHMANN Elisa	-	-	-	-		
		15	GLAAB Corina	-	-	-	-		
	Limit								
	15.00%	Team Totals			53	25	47	125	22.40

Scoring Block	Rk	No.	Name	Kill Blocks	Faults	Rebounds	Total Attempts	Avg. by Set	
	1	18	AMBROSIUS Lea	3	5	4	12	0.75	
	1	9	ALSMEIER Lina	3	2	1	6	0.75	
	3	13	IMOUDU Denise	2	2	3	7	0.50	
	4	19	KELLER Luisa	1	2	2	5	0.25	
	4	7	BARBER Nele	1	1	1	3	0.25	
		17	WEITZEL Camilla	-	10	2	12		
		5	KASTRUP Liza	-	1	-	1		
		3	WILCZEK Natalie	-	-	-	-		
		11	WESKE Emilia	-	-	-	-		
		14	LOHMANN Elisa	-	-	-	-		
		15	GLAAB Corina	-	-	-	-		
		16	BOCK Linda	-	-	-	-		
	Team Totals				10	23	13	46	2.50

Scoring Service	Rk	No.	Name	Aces	Faults	Serve Hits	Total Attempts	Avg. by Set	
	1	11	WESKE Emilia	2	1	3	6	2.00	
	2	19	KELLER Luisa	4	1	12	17	1.00	
	3	13	IMOUDU Denise	2	3	9	14	0.50	
	4	9	ALSMEIER Lina	1	1	12	14	0.25	
		18	AMBROSIUS Lea	-	-	15	15		
		17	WEITZEL Camilla	-	2	11	13		
		7	BARBER Nele	-	1	11	12		
		16	BOCK Linda	-	1	2	3		
		15	GLAAB Corina	-	-	2	2		
		3	WILCZEK Natalie	-	-	-	-		
		5	KASTRUP Liza	-	-	-	-		
		14	LOHMANN Elisa	-	-	-	-		
	Team Totals				9	10	77	96	2.25

Team	Opponent Errors & Team Faults	57	-		
------	-------------------------------	----	---	--	--



FRI 5 JUL 2019

Start Time 17:30 - End Time 19:30


Match Duration: 2h


Match Statistics

P3

GER - Germany

Non-Scoring Dig	Rk	No.	Name	Digs	Faults	Receptions	Total Attempts	Avg. by Set	
	1	14	LOHMANN Elisa	4	5	11	20	4.00	
	2	7	BARBER Nele	5	-	4	9	1.25	
	2	19	KELLER Luisa	5	2	2	9	1.25	
	4	9	ALSMEIER Lina	4	3	4	11	1.00	
		13	IMOUDU Denise	-	1	1	2	-	
		17	WEITZEL Camilla	-	-	2	2	-	
		3	WILCZEK Natalie	-	-	1	1	-	
		11	WESKE Emilia	-	-	1	1	-	
		15	GLAAB Corina	-	1	-	1	-	
		5	KASTRUP Liza	-	-	-	-	-	
		16	BOCK Linda	-	-	-	-	-	
		18	AMBROSIUS Lea	-	-	-	-	-	
	Team Totals				18	12	26	56	4.50

Non-Scoring Set	Rk	No.	Name	Running Sets	Faults	Still Sets	Total Attempts	Avg. by Set	
	1	13	IMOUDU Denise	64	1	31	96	16.00	
	2	15	GLAAB Corina	7	1	1	9	2.33	
	3	14	LOHMANN Elisa	1	-	2	3	1.00	
	4	16	BOCK Linda	1	-	1	2	0.33	
		17	WEITZEL Camilla	-	1	3	4	-	
		9	ALSMEIER Lina	-	-	2	2	-	
		5	KASTRUP Liza	-	-	1	1	-	
		18	AMBROSIUS Lea	-	-	1	1	-	
		19	KELLER Luisa	-	-	1	1	-	
		3	WILCZEK Natalie	-	-	-	-	-	
		7	BARBER Nele	-	-	-	-	-	
		11	WESKE Emilia	-	-	-	-	-	
	Team Totals				73	3	43	119	18.25

Non-Scoring Reception	Rk	No.	Name	Excellent	Faults	Serve Receptions	Total Attempts	Succ. %	
	1	16	BOCK Linda	5	-	6	11	45.45	
	2	9	ALSMEIER Lina	7	-	10	17	41.18	
	3	7	BARBER Nele	12	5	15	32	37.50	
	4	14	LOHMANN Elisa	7	-	16	23	30.43	
		17	WEITZEL Camilla	-	1	1	2	-	
		19	KELLER Luisa	-	-	1	1	-	
		3	WILCZEK Natalie	-	-	-	-	-	
		5	KASTRUP Liza	-	-	-	-	-	
		11	WESKE Emilia	-	-	-	-	-	
		13	IMOUDU Denise	-	-	-	-	-	
		15	GLAAB Corina	-	-	-	-	-	
		18	AMBROSIUS Lea	-	-	-	-	-	
	Limit								
	25.00%				31	6	49	86	36.05



FRI 5 JUL 2019


Start Time 17:30 - End Time 19:30


Match Duration: 2h


Match Statistics

P3

UKR - Ukraine

Scoring Spike	Rk	No.	Name	Spikes	Faults	Shots	Total Attempts	Eff %
	1	3	MAZENKO Maryna	1	-	-	1	100.00
	2	2	KARPETS Diana	11	2	3	16	56.25
	3	17	MAIEVSKA Anastasiia	1	-	1	2	50.00
	4	9	BOYKO Yuliya	13	4	12	29	31.03
		1	DUDNYK Kateryna	17	12	8	37	
		10	YEFREMENKO Anna	3	2	9	14	
		5	MILENKO Oleksandra	1	2	3	6	
		7	MIRCHEVA Anhelina	1	1	-	2	
		6	DUDENOK Daria	-	-	1	1	
		18	NAPALKOVA Olena	-	-	1	1	
		4	ZHULA Hanna	-	-	-	-	
		12	FRANKEVYCH Diana	-	-	-	-	
Limit								
15.00%	Team Totals			48	23	38	109	22.94

Scoring Block	Rk	No.	Name	Kill Blocks	Faults	Rebounds	Total Attempts	Avg. by Set
	1	2	KARPETS Diana	4	4	2	10	1.00
	2	1	DUDNYK Kateryna	2	-	-	2	0.50
	2	3	MAZENKO Maryna	1	1	1	3	0.50
	4	7	MIRCHEVA Anhelina	1	2	3	6	0.33
	5	17	MAIEVSKA Anastasiia	1	1	2	4	0.25
	5	10	YEFREMENKO Anna	1	1	-	2	0.25
		5	MILENKO Oleksandra	-	2	-	2	
		9	BOYKO Yuliya	-	-	2	2	
		18	NAPALKOVA Olena	-	2	-	2	
		4	ZHULA Hanna	-	-	-	-	
		6	DUDENOK Daria	-	-	-	-	
		12	FRANKEVYCH Diana	-	-	-	-	
Team Totals				10	13	10	33	2.50

Scoring Service	Rk	No.	Name	Aces	Faults	Serve Hits	Total Attempts	Avg. by Set
	1	10	YEFREMENKO Anna	3	-	7	10	0.75
	2	18	NAPALKOVA Olena	2	1	8	11	0.67
	3	1	DUDNYK Kateryna	1	1	17	19	0.25
		9	BOYKO Yuliya	-	1	14	15	
		2	KARPETS Diana	-	2	12	14	
		7	MIRCHEVA Anhelina	-	-	8	8	
		3	MAZENKO Maryna	-	1	5	6	
		17	MAIEVSKA Anastasiia	-	1	5	6	
		5	MILENKO Oleksandra	-	1	4	5	
		4	ZHULA Hanna	-	-	-	-	
		6	DUDENOK Daria	-	-	-	-	
		12	FRANKEVYCH Diana	-	-	-	-	
Team Totals				6	8	80	94	1.50

Team	Opponent Errors & Team Faults	69	-		
-------------	--	-----------	----------	--	--



FRI 5 JUL 2019

Start Time 17:30 - End Time 19:30


Match Duration: 2h


Match Statistics

P3

UKR - Ukraine

Non-Scoring Dig	Rk	No.	Name	Digs	Faults	Receptions	Total Attempts	Avg. by Set
	1	1	DUDNYK Kateryna	5	1	7	13	1.25
	2	6	DUDENOK Daria	1	3	8	12	1.00
	3	2	KARPETS Diana	2	2	2	6	0.50
	4	10	YEFREMENKO Anna	1	1	3	5	0.25
		9	BOYKO Yuliya	-	1	6	7	
		17	MAIEVSKA Anastasiia	-	1	3	4	
		7	MIRCHEVA Anhelina	-	1	2	3	
		3	MAZENKO Maryna	-	1	1	2	
		5	MILENKO Oleksandra	-	-	2	2	
		18	NAPALKOVA Olena	-	-	1	1	
		4	ZHULA Hanna	-	-	-	-	
		12	FRANKEVYCH Diana	-	-	-	-	
Team Totals				9	11	35	55	2.25

Non-Scoring Set	Rk	No.	Name	Running Sets	Faults	Still Sets	Total Attempts	Avg. by Set
	1	7	MIRCHEVA Anhelina	36	2	29	67	12.00
	2	18	NAPALKOVA Olena	9	1	15	25	3.00
	3	1	DUDNYK Kateryna	1	-	2	3	0.25
	3	9	BOYKO Yuliya	1	-	2	3	0.25
		6	DUDENOK Daria	-	-	5	5	
		5	MILENKO Oleksandra	-	-	3	3	
		2	KARPETS Diana	-	-	1	1	
		10	YEFREMENKO Anna	-	-	1	1	
		17	MAIEVSKA Anastasiia	-	-	1	1	
		3	MAZENKO Maryna	-	-	-	-	
		4	ZHULA Hanna	-	-	-	-	
		12	FRANKEVYCH Diana	-	-	-	-	
Team Totals				47	3	59	109	11.75

Non-Scoring Reception	Rk	No.	Name	Excellents	Faults	Serve Receptions	Total Attempts	Succ. %
	1	9	BOYKO Yuliya	14	2	14	30	46.67
	2	1	DUDNYK Kateryna	11	1	12	24	45.83
	3	6	DUDENOK Daria	8	6	17	31	25.81
		2	KARPETS Diana	-	-	1	1	
		3	MAZENKO Maryna	-	-	-	-	
		4	ZHULA Hanna	-	-	-	-	
		5	MILENKO Oleksandra	-	-	-	-	
		7	MIRCHEVA Anhelina	-	-	-	-	
		10	YEFREMENKO Anna	-	-	-	-	
		12	FRANKEVYCH Diana	-	-	-	-	
		17	MAIEVSKA Anastasiia	-	-	-	-	
		18	NAPALKOVA Olena	-	-	-	-	
Limit	25.00%							
Team Totals				33	9	44	86	38.37

LEGEND

Avg. Average

Eff. Efficiency

No. Shirt Number

Rk Rank

Suc Success %



FRI 5 JUL 2019

Start List

Start Time 20:00

BRA vs CHN

P1

First Refere WOLF (SUI)

Second Refere KITAMURA (JPN)

BRA - Brazil

Shirt colour Blue

No.	Name	Shirt Name	Pos.	Han.	Height	Weight	Highest Reac		Date of Birth	Tournament Totals				
							Spike cm	Block cm		Spik	Bloc	Serv	Total	%
1	OLIVEIRA Verena	OLIVEIRA	WS		1.70	57	0	0	3 NOV 1996					
2	ALECRIM Diana		MB		1.94	69	0	0	22 FEB 1999					
3	PENA Gabriella		MB		1.84	79	0	0	28 OCT 199					
4	SILVA Natalia		WS		1.93	72	0	0	31 MAR 199					
5	SOUZA Karina	SOUZA	WS		1.79	69	0	0	30 NOV 199					
8	BRAUN Viviane		WS		1.75	66	0	0	17 OCT 199					
9	MEDEIROS Lyara (C)		S		1.82	67	0	0	19 SEP 1996					
11	OLIVEIRA Maria Eduarda	OLIVEIRA	OS		1.86	80	0	0	13 MAY 199					
12	MACHADO Sabrina		OS		1.79	72	0	0	9 APR 1996					
13	GALVAO Ana Flavia		S		1.83	61	0	0	8 FEB 1997					
15	SOUZA Paulina	SOUZA	L		1.75	62	0	0	9 JUL 1999					
19	COSTA Linda		MB		1.88	85	0	0	2 SEP 1994					
Coac GOMES Fernando						Assista GUIMARAES Michel								

CHN - China

Shirt colour Yellow

No.	Name	Shirt Name	Pos.	Han.	Height	Weight	Highest Reac		Date of Birth	Tournament Totals				
							Spike cm	Block cm		Spik	Bloc	Serv	Total	%
1	CHEN Xiaoqi		WS		1.86	66	297	305	28 AUG 199					
2	HE Qi (C)		OS		1.85	74	303	300	1 JUL 1996					
3	SUN Wenjing		S		1.73	64	302	300	27 NOV 199					
4	JIANG Yiyang		S		1.78	70	290	290	24 JUN 1999					
5	SU Yi		MB		1.88	72	297	300	31 AUG 200					
6	QIAO Lin		L		1.75	68	280	280	4 FEB 1996					
7	REN Yifei		MB		1.85	72	303	300	13 JUN 1995					
8	YU Yinan		WS		1.75	65	280	280	12 AUG 199					
9	HUANG Wenting		MB		1.88	80	305	380	18 MAR 199					
10	CHAI Yiyuan		MB		1.82	77	208	280	11 FEB 1999					
11	ZHANG Yixin		OS		1.86	71	290	290	6 AUG 1997					
12	WANG Jingke		WS		1.86	69	297	309	8 JAN 1999					
Coac						Assista JIANG Wei								

LEGEND

% Percentage of total team s (C) Team Captain
LH Left Handed MB Middle blocker
PR Preliminary RH Right Handed

BH Both Handed
No. Shirt Number
S Setter

Han Handedness
OS Opposite hitter
WS Outside hitter

L Libero
Pos Playing Position



FRI 5 JUL 2019
Start Time 20:04 - End Time 21:35
Match Duration 1h30

Results
P2

BRA vs CHN
3 0

Team	Sets	1	2	3	Total
BRA	3	25	25	28	78
CHN	0	18	19	26	63
	Playing Time	24min	26min	33min	1h23

First Refere WOLF (SUI)

Second Refere KITAMURA (JPN)

BRA - Brazil								
No.	Name	Pos	1	2	3	4	5	Pts
1	OLIVEIRA Verena	WS						
2	ALECRIM Diana	MB	3	4	3			18
3	PENA Gabriella	MB						
4	SILVA Natalia	WS	2	3	2			10
5	SOUZA Karina	WS	5	6	5			13
8	BRAUN Viviane	WS	4					
9	MEDEIROS Lyara (C)	S	1	2	1			3
11	OLIVEIRA Maria Eduarda	OS		9	12			1
12	MACHADO Sabrina	OS	4	5	4			17
13	GALVAO Ana Flavia	S		12				
15	SOUZA Paulina	L	L	L	L			
19	COSTA Linda	MB	6	1	6			10

CHN - China								
No.	Name	Pos	1	2	3	4	5	Pts
1	CHEN Xiaoqi	WS	2	2	2			12
2	HE Qi (C)	OS	4	4	4			6
3	SUN Wenjing	S	1	1	1			1
4	JIANG Yiyang	S	2	2				
5	SU Yi	MB			9			
6	QIAO Lin	L	L	L	L			
7	REN Yifei	MB	6	6	6			7
8	YU Yinan	WS	5	5	5			16
9	HUANG Wenting	MB	3	3	3			3
10	CHAI Yiyuan	MB	9					
11	ZHANG Yixin	OS	3	3				
12	WANG Jingke	WS		8				1

Coach GOMES Fernando
Assistant Coach GUIMARAES Michel

Coach JIANG Wei
Assistant Coach JIANG Wei

TEAM AND PLAYER PERFORMANCES

Won	Total Atts	No. Name	Scoring Skills	Won	Total Atts	No. Name
57	113	Total Team	Spike	41	108	Total Team
17	31	12 MACHADO Sabrina		14	39	8 YU Yinan
11	28	5 SOUZA Karina		11	26	1 CHEN Xiaoqi
10	20	4 SILVA Natalia		6	15	2 HE Qi
11	41	Total Team	Block	2	34	Total Team
8	19	2 ALECRIM Diana		2	8	7 REN Yifei
2	6	19 COSTA Linda				
1	1	5 SOUZA Karina				
4	77	Total Team	Serve	3	64	Total Team
1	16	9 MEDEIROS Lyara		2	13	8 YU Yinan
1	8	5 SOUZA Karina		1	13	1 CHEN Xiaoqi
1	21	2 ALECRIM Diana				
45		Total Team	Opp. Error	46		Total Team
117	231	Total Team	Total	92	206	Total Team
18	53	2 ALECRIM Diana	Best Scorer	16	57	8 YU Yinan

LEGEND

(C) Team Captain
nn Substitute where nn = shirt number of outgoing player
MB Middle blocker
OS Opposite hitter
S Setter
n Starting line-up where n= starting position on court
Atts Attempts
No. Shirt Number
Pos Playing Position
WS Outside hitter
L Substitute Libero
L Libero
Opp Opponent
Pts Points scored



FRI 5 JUL 2019

Start Time 20:04 - End Time 21:35

Match Duration: 1h30

Match Statistics

P3

BRA vs CHN


3 0


Team	Sets	1	2	3	Total
BRA	3	25	25	28	78
CHN	0	18	19	26	63
	Playing Time	24min	26min	33min	1h23


First Refere WOLF (SUI)

Second Refere KITAMURA (JPN)

BRA - Brazil

Scoring Spike	Rk	No.	Name	Spikes	Faults	Shots	Total Attempts	Eff %
	1	2	ALECRIM Diana	9	-	4	13	69.23
	2	9	MEDEIROS Lyara	2	-	2	4	50.00
	2	11	OLIVEIRA Maria Eduarda	1	-	1	2	50.00
	4	19	COSTA Linda	7	1	5	13	46.15
	5	12	MACHADO Sabrina	17	4	10	31	41.94
	6	4	SILVA Natalia	10	3	7	20	35.00
	7	5	SOUZA Karina	11	4	13	28	25.00
	1		OLIVEIRA Verena	-	-	1	1	
	8		BRAUN Viviane	-	-	1	1	
	3		PENA Gabriella	-	-	-	-	
	13		GALVAO Ana Flavia	-	-	-	-	
	15		SOUZA Paulina	-	-	-	-	
Limit								
15.00%								
Team Totals				57	12	44	113	39.82

Scoring Block	Rk	No.	Name	Kill Blocks	Faults	Rebounds	Total Attempts	Avg. by Set
	1	2	ALECRIM Diana	8	5	6	19	2.67
	2	19	COSTA Linda	2	3	1	6	0.67
	3	5	SOUZA Karina	1	-	-	1	0.33
		12	MACHADO Sabrina	-	5	4	9	
		9	MEDEIROS Lyara	-	2	2	4	
		4	SILVA Natalia	-	1	-	1	
		11	OLIVEIRA Maria Eduarda	-	-	1	1	
		1	OLIVEIRA Verena	-	-	-	-	
		3	PENA Gabriella	-	-	-	-	
		8	BRAUN Viviane	-	-	-	-	
		13	GALVAO Ana Flavia	-	-	-	-	
		15	SOUZA Paulina	-	-	-	-	
Team Totals				11	16	14	41	3.67

Scoring Service	Rk	No.	Name	Aces	Faults	Serve Hits	Total Attempts	Avg. by Set
	1	2	ALECRIM Diana	1	2	18	21	0.33
	1	9	MEDEIROS Lyara	1	-	15	16	0.33
	1	19	COSTA Linda	1	1	9	11	0.33
	1	5	SOUZA Karina	1	1	6	8	0.33
		12	MACHADO Sabrina	-	-	11	11	
		4	SILVA Natalia	-	-	9	9	
		8	BRAUN Viviane	-	1	-	1	
		1	OLIVEIRA Verena	-	-	-	-	
		3	PENA Gabriella	-	-	-	-	
		11	OLIVEIRA Maria Eduarda	-	-	-	-	
		13	GALVAO Ana Flavia	-	-	-	-	
		15	SOUZA Paulina	-	-	-	-	
Team Totals				4	5	68	77	1.33

Team	Opponent Errors & Team Faults	45	-		



FRI 5 JUL 2019


Start Time 20:04 - End Time 21:35


Match Duration: 1h30


Match Statistics

P3

BRA - Brazil

Non-Scoring Dig	Rk	No.	Name	Digs	Faults	Receptions	Total Attempts	Avg. by Set
	1	4	SILVA Natalia	6	1	5	12	2.00
	2	5	SOUZA Karina	3	1	6	10	1.00
	2	15	SOUZA Paulina	1	3	10	14	1.00
	4	9	MEDEIROS Lyara	1	3	6	10	0.33
		12	MACHADO Sabrina	-	1	9	10	
		2	ALECRIM Diana	-	-	2	2	
		8	BRAUN Viviane	-	-	2	2	
		11	OLIVEIRA Maria Eduarda	-	-	1	1	
		13	GALVAO Ana Flavia	-	1	-	1	
		19	COSTA Linda	-	1	-	1	
		1	OLIVEIRA Verena	-	-	-	-	
		3	PENA Gabriella	-	-	-	-	
	Team Totals				11	11	41	63

Non-Scoring Set	Rk	No.	Name	Running Sets	Faults	Still Sets	Total Attempts	Avg. by Set
	1	9	MEDEIROS Lyara	44	1	40	85	14.67
	2	15	SOUZA Paulina	6	-	4	10	6.00
	3	4	SILVA Natalia	2	-	1	3	0.67
	4	5	SOUZA Karina	1	-	-	1	0.33
		13	GALVAO Ana Flavia	-	-	2	2	
		3	PENA Gabriella	-	-	1	1	
		8	BRAUN Viviane	-	-	1	1	
		19	COSTA Linda	-	-	1	1	
		1	OLIVEIRA Verena	-	-	-	-	
		2	ALECRIM Diana	-	-	-	-	
		11	OLIVEIRA Maria Eduarda	-	-	-	-	
		12	MACHADO Sabrina	-	-	-	-	
Team Totals				53	1	50	104	17.67

Non-Scoring Reception	Rk	No.	Name	Excellents	Faults	Serve Receptions	Total Attempts	Succ. %
	1	19	COSTA Linda	1	-	-	1	100.00
	2	15	SOUZA Paulina	7	-	7	14	50.00
	3	5	SOUZA Karina	10	1	10	21	47.62
	4	4	SILVA Natalia	9	2	13	24	37.50
		2	ALECRIM Diana	-	-	1	1	
		8	BRAUN Viviane	-	-	1	1	
		12	MACHADO Sabrina	-	-	1	1	
		1	OLIVEIRA Verena	-	-	-	-	
		3	PENA Gabriella	-	-	-	-	
		9	MEDEIROS Lyara	-	-	-	-	
		11	OLIVEIRA Maria Eduarda	-	-	-	-	
		13	GALVAO Ana Flavia	-	-	-	-	
	Limit							
25.00%				27	3	33	63	42.86



FRI 5 JUL 2019


Start Time 20:04 - End Time 21:35


Match Duration: 1h30


Match Statistics

P3

CHN - China

Scoring Spike	Rk	No.	Name	Spikes	Faults	Shots	Total Attempts	Eff %
	1	12	WANG Jingke	1	-	-	1	100.00
	2	9	HUANG Wenting	3	1	-	4	50.00
	3	7	REN Yifei	5	1	5	11	36.36
	4	3	SUN Wenjing	1	-	2	3	33.33
	5	2	HE Qi	6	2	7	15	26.67
	6	8	YU Yinan	14	4	21	39	25.64
	7	1	CHEN Xiaoqi	11	5	10	26	23.08
		11	ZHANG Yixin	-	-	7	7	-
		5	SU Yi	-	1	1	2	-
		4	JIANG Yiyi	-	-	-	-	-
		6	QIAO Lin	-	-	-	-	-
		10	CHAI Yiyuan	-	-	-	-	-
Limit								
15.00%	Team Totals			41	14	53	108	25.00

Scoring Block	Rk	No.	Name	Kill Blocks	Faults	Rebounds	Total Attempts	Avg. by Set
	1	7	REN Yifei	2	3	3	8	0.67
		2	HE Qi	-	4	3	7	-
		5	SU Yi	-	3	2	5	-
		8	YU Yinan	-	3	2	5	-
		1	CHEN Xiaoqi	-	1	2	3	-
		9	HUANG Wenting	-	3	-	3	-
		3	SUN Wenjing	-	2	-	2	-
		11	ZHANG Yixin	-	-	1	1	-
		4	JIANG Yiyi	-	-	-	-	-
		6	QIAO Lin	-	-	-	-	-
		10	CHAI Yiyuan	-	-	-	-	-
		12	WANG Jingke	-	-	-	-	-
Team Totals				2	19	13	34	0.67

Scoring Service	Rk	No.	Name	Aces	Faults	Serve Hits	Total Attempts	Avg. by Set
	1	8	YU Yinan	2	1	10	13	0.67
	2	1	CHEN Xiaoqi	1	-	12	13	0.33
		7	REN Yifei	-	-	9	9	-
		2	HE Qi	-	-	8	8	-
		3	SUN Wenjing	-	-	8	8	-
		9	HUANG Wenting	-	-	6	6	-
		4	JIANG Yiyi	-	-	3	3	-
		5	SU Yi	-	-	2	2	-
		10	CHAI Yiyuan	-	-	1	1	-
		12	WANG Jingke	-	-	1	1	-
		6	QIAO Lin	-	-	-	-	-
		11	ZHANG Yixin	-	-	-	-	-
Team Totals				3	1	60	64	1.00

Team	Opponent Errors & Team Faults	46	-		
-------------	--	-----------	----------	--	--



FRI 5 JUL 2019


Start Time 20:04 - End Time 21:35


Match Duration: 1h30


Match Statistics

P3

CHN - China

Non-Scoring Dig	Rk	No.	Name	Digs	Faults	Receptions	Total Attempts	Avg. by Set
	1	6	QIAO Lin	3	5	13	21	3.00
	2	2	HE Qi	2	5	6	13	0.67
	2	9	HUANG Wenting	2	-	1	3	0.67
	4	1	CHEN Xiaoqi	1	2	5	8	0.33
		3	SUN Wenjing	-	-	9	9	-
		8	YU Yinan	-	2	2	4	-
		7	REN Yifei	-	2	1	3	-
		4	JIANG Yiyi	-	-	1	1	-
		5	SU Yi	-	-	-	-	-
		10	CHAI Yiyuan	-	-	-	-	-
		11	ZHANG Yixin	-	-	-	-	-
		12	WANG Jingke	-	-	-	-	-
Team Totals				8	16	38	62	2.67

Non-Scoring Set	Rk	No.	Name	Running Sets	Faults	Still Sets	Total Attempts	Avg. by Set
	1	3	SUN Wenjing	22	1	38	61	7.33
	2	6	QIAO Lin	3	-	10	13	3.00
	3	4	JIANG Yiyi	4	1	4	9	2.00
	4	9	HUANG Wenting	2	-	2	4	0.67
	5	2	HE Qi	1	-	1	2	0.33
	5	7	REN Yifei	1	-	-	1	0.33
		1	CHEN Xiaoqi	-	-	5	5	-
		5	SU Yi	-	-	3	3	-
		8	YU Yinan	-	-	2	2	-
		10	CHAI Yiyuan	-	-	-	-	-
		11	ZHANG Yixin	-	-	-	-	-
		12	WANG Jingke	-	-	-	-	-
Team Totals				33	2	65	100	11.00

Non-Scoring Reception	Rk	No.	Name	Excellents	Faults	Serve Receptions	Total Attempts	Succ. %
	1	6	QIAO Lin	8	1	16	25	32.00
	2	1	CHEN Xiaoqi	3	-	7	10	30.00
		2	HE Qi	3	2	16	21	-
		8	YU Yinan	1	-	14	15	-
		9	HUANG Wenting	-	1	-	1	-
		3	SUN Wenjing	-	-	-	-	-
		4	JIANG Yiyi	-	-	-	-	-
		5	SU Yi	-	-	-	-	-
		7	REN Yifei	-	-	-	-	-
		10	CHAI Yiyuan	-	-	-	-	-
		11	ZHANG Yixin	-	-	-	-	-
		12	WANG Jingke	-	-	-	-	-
Limit				15	4	53	72	20.83
25.00%	Team Totals			15	4	53	72	20.83

LEGEND

Avg. Average

Eff. Efficiency

No. Shirt Number

Rk Rank

Suc Success %



SAT 6 JUL 2019
Start Time 17:30

Start List

CHN vs UKR

P1

First Refere CAMERON (CAN)

Second Refere PIEROBON (ARG)

CHN - China

Shirt colour Red

No.	Name	Shirt Name	Pos.	Han.	Height	Weight	Highest Reac		Date of Birth	Tournament Totals				
							Spike cm	Block cm		Spik	Bloc	Serv	Total	%
1	CHEN Xiaoqi		WS		1.86	66	297	305	28 AUG 199	11	0	1	12	66.67
2	HE Qi (C)		OS		1.85	74	303	300	1 JUL 1996	6	0	0	6	33.33
3	SUN Wenjing		S		1.73	64	302	300	27 NOV 199	1	0	0	1	5.56
4	JIANG Yiyiq		S		1.78	70	290	290	24 JUN 1999	0	0	0	0	0
5	SU Yi		MB		1.88	72	297	300	31 AUG 200	0	0	0	0	0
6	QIAO Lin		L		1.75	68	280	280	4 FEB 1996	0	0	0	0	0
7	REN Yifei		MB		1.85	72	303	300	13 JUN 1995	5	2	0	7	38.89
8	YU Yinan		WS		1.75	65	280	280	12 AUG 199	14	0	2	16	88.89
9	HUANG Wenting		MB		1.88	80	305	380	18 MAR 199	3	0	0	3	16.67
10	CHAI Yiyuan		MB		1.82	77	208	280	11 FEB 1999	0	0	0	0	0
11	ZHANG Yixin		OS		1.86	71	290	290	6 AUG 1997	0	0	0	0	0
12	WANG Jingke		WS		1.86	69	297	309	8 JAN 1999	1	0	0	1	5.56

Coac LUO Wenshen

Assista JIANG Wei

Phase	Opponent	Sets	Points per Set
Preliminary - Group	BRA	0 - 3	18 - 25, 19 - 25, 26 - 28

UKR - Ukraine

Shirt colour Blue

No.	Name	Shirt Name	Pos.	Han.	Height	Weight	Highest Reac		Date of Birth	Tournament Totals				
							Spike cm	Block cm		Spik	Bloc	Serv	Total	%
1	DUDNYK Kateryna		WS		1.88	80	310	295	30 DEC 199	17	2	1	20	55.56
2	KARPETS Diana		MB		1.90	72	310	290	6 AUG 1996	11	4	0	15	41.67
3	MAZENKO Maryna		MB		1.84	74	295	280	7 MAY 1998	1	1	0	2	5.56
4	ZHULA Hanna		WS		1.83	66	300	285	3 MAY 1997	0	0	0	0	0
5	MILENKO Oleksandra		WS		1.80	67	300	285	29 JUN 1999	1	0	0	1	2.78
6	DUDENOK Daria		L		1.68	51	245	235	10 MAY 200	0	0	0	0	0
7	MIRCHEVA Anhelina		S		1.82	69	290	270	23 JAN 1994	1	1	0	2	5.56
9	BOYKO Yuliya		WS		1.76	67	290	270	2 APR 1998	13	0	0	13	36.11
10	YEFREMENKO Anna		OS		1.90	78	305	290	16 OCT 199	3	1	3	7	19.44
12	FRANKEVYCH Diana		WS		1.87	67	300	285	21 MAR 199	0	0	0	0	0
17	MAIEVSKA Anastasiia		MB		1.90	74	300	290	6 JAN 2001	1	1	0	2	5.56
18	NAPALKOVA Olena (C)		S		1.84	65	290	270	17 AUG 199	0	0	2	2	5.56

Coac ROMANOVYCH Andriy

Assista MELIUSHKYN Danylo / TSYLIURA Oleksandr

Phase	Opponent	Sets	Points per Set
Preliminary - Group	GER	1 - 3	23 - 25, 22 - 25, 25 - 22, 23 - 25

LEGEND

%	Percentage of total team s	(C)	Team Captain	BH	Both Handed	Han	Handedness	L	Libero
LH	Left Handed	MB	Middle blocker	No.	Shirt Number	OS	Opposite hitter	Pos	Playing Position
PR	Preliminary	RH	Right Handed	S	Setter	WS	Outside hitter		



SAT 6 JUL 2019
Start Time 17:30 - End Time 19:12
Match Duration 1h42

Results
P2

CHN vs UKR
3 1

Team	Sets	1	2	3	4	Total
CHN	3	22	25	25	25	97
UKR	1	25	17	8	17	67
	Playing Time	26min	24min	19min	23min	1h32

First Refere CAMERON (CAN)

Second Refere PIEROBON (ARG)

CHN - China								
No.	Name	Pos	1	2	3	4	5	Pts
1	CHEN Xiaoqi	WS	2	2	2	2		16
2	HE Qi (C)	OS	4	4	4	4		15
3	SUN Wenjing	S	1	1	1	1		5
4	JIANG Yiyang	S			2			
5	SU Yi	MB	3	3	9	3		13
6	QIAO Lin	L	L	L		L		
7	REN Yifei	MB	6	6	6	6		12
8	YU Yinan	WS	5	5	5	5		13
9	HUANG Wenting	MB			3			
10	CHAI Yiyuan	MB						
11	ZHANG Yixin	OS			3			1
12	WANG Jingke	WS	5			5		

UKR - Ukraine								
No.	Name	Pos	1	2	3	4	5	Pts
1	DUDNYK Kateryna	WS	2	3	2	3		8
2	KARPETS Diana	MB	3	4	3	4		14
3	MAZENKO Maryna	MB	6	1	6			5
4	ZHULA Hanna	WS			9			1
5	MILENKO Oleksandra	WS		10	10			
6	DUENOK Daria	L	L	L	L	L		
7	MIRCHEVA Anhelina	S		18	18			1
9	BOYKO Yuliya	WS	5	6	5	6		11
10	YEFREMENKO Anna	OS	4	5	4	5		7
12	FRANKEVYCH Diana	WS			1			1
17	MAIEVSKA Anastasiia	MB			3	1		1
18	NAPALKOVA Olena (C)	S	1	2	1	2		3

Coach LUO Wenshen
Assistant Coach JIANG Wei

Coach ROMANOVYCH Andriy
Assistant Coach MELIUSHKYN Danylo / TSYLIURA Oleksandr

TEAM AND PLAYER PERFORMANCES

Won	Total Atts	No. Name	Scoring Skills	Won	Total Atts	No. Name
52	98	Total Team	Spike	43	112	Total Team
13	22	2 HE Qi		13	20	2 KARPETS Diana
11	26	8 YU Yinan		10	24	9 BOYKO Yuliya
10	23	1 CHEN Xiaoqi		7	23	1 DUDNYK Kateryna
16	38	Total Team	Block	6	23	Total Team
5	7	7 REN Yifei		2	4	3 MAZENKO Maryna
3	11	5 SU Yi		2	3	10 YEFREMENKO Anna
3	5	1 CHEN Xiaoqi		1	7	2 KARPETS Diana
7	96	Total Team	Serve	3	68	Total Team
3	20	1 CHEN Xiaoqi		1	11	9 BOYKO Yuliya
2	14	5 SU Yi		1	11	10 YEFREMENKO Anna
1	13	2 HE Qi		1	10	1 DUDNYK Kateryna
36		Total Team	Opp. Error	29		Total Team
111	232	Total Team	Total	81	203	Total Team
16	48	1 CHEN Xiaoqi	Best Scorer	14	39	2 KARPETS Diana

LEGEND

(C) Team Captain
nn Substitute where nn = shirt number of outgoing player
MB Middle blocker
OS Opposite hitter
S Setter
n Starting line-up where n= starting position on court
Atts Attempts
No. Shirt Number
Pos Playing Position
WS Outside hitter
L Substitute Libero
L Libero
Opp Opponent
Pts Points scored



SAT 6 JUL 2019

Start Time 17:30 - End Time 19:12

Match Duration: 1h42

Match Statistics

P3


CHN vs UKR
3 1


Team	Sets	1	2	3	4	Total
CHN	3	22	25	25	25	97
UKR	1	25	17	8	17	67
	Playing Time	26min	24min	19min	23min	1h32


First Refere CAMERON (CAN)

Second Refere PIEROBON (ARG)

CHN - China

Scoring Spike	Rk	No.	Name	Spikes	Faults	Shots	Total Attempts	Eff %
	1	5	SU Yi	8	-	4	12	66.67
	2	7	REN Yifei	6	1	1	8	62.50
	3	3	SUN Wenjing	4	-	3	7	57.14
	4	2	HE Qi	13	4	5	22	40.91
	5	8	YU Yinan	11	1	14	26	38.46
	6	1	CHEN Xiaoqi	10	3	10	23	30.43
		4	JIANG Yiyi	-	-	-	-	-
		6	QIAO Lin	-	-	-	-	-
		9	HUANG Wenting	-	-	-	-	-
		10	CHAI Yiyuan	-	-	-	-	-
		11	ZHANG Yixin	-	-	-	-	-
		12	WANG Jingke	-	-	-	-	-
Limit								
15.00%	Team Totals			52	9	37	98	43.88

Scoring Block	Rk	No.	Name	Kill Blocks	Faults	Rebounds	Total Attempts	Avg. by Set
	1	7	REN Yifei	5	-	2	7	1.25
	2	11	ZHANG Yixin	1	-	1	2	1.00
	3	5	SU Yi	3	5	3	11	0.75
	3	1	CHEN Xiaoqi	3	1	1	5	0.75
	5	8	YU Yinan	2	2	2	6	0.50
	6	2	HE Qi	1	1	2	4	0.25
	6	3	SUN Wenjing	1	1	1	3	0.25
		4	JIANG Yiyi	-	-	-	-	-
		6	QIAO Lin	-	-	-	-	-
		9	HUANG Wenting	-	-	-	-	-
		10	CHAI Yiyuan	-	-	-	-	-
		12	WANG Jingke	-	-	-	-	-
	Team Totals			16	10	12	38	4.00

Scoring Service	Rk	No.	Name	Aces	Faults	Serve Hits	Total Attempts	Avg. by Set
	1	1	CHEN Xiaoqi	3	2	15	20	0.75
	2	5	SU Yi	2	2	10	14	0.50
	3	2	HE Qi	1	1	11	13	0.25
	3	7	REN Yifei	1	1	11	13	0.25
		3	SUN Wenjing	-	-	17	17	-
		8	YU Yinan	-	2	11	13	-
		4	JIANG Yiyi	-	-	4	4	-
		12	WANG Jingke	-	-	2	2	-
		6	QIAO Lin	-	-	-	-	-
		9	HUANG Wenting	-	-	-	-	-
		10	CHAI Yiyuan	-	-	-	-	-
		11	ZHANG Yixin	-	-	-	-	-
	Team Totals			7	8	81	96	1.75

Team	Opponent Errors & Team Faults	36	-		
------	-------------------------------	----	---	--	--



SAT 6 JUL 2019


Start Time 17:30 - End Time 19:12


Match Duration: 1h42


Match Statistics

P3

CHN - China

Non-Scoring Dig	Rk	No.	Name	Digs	Faults	Receptions	Total Attempts	Avg. by Set
		1	CHEN Xiaoqi	-	-	-	-	
		2	HE Qi	-	-	-	-	
		3	SUN Wenjing	-	-	-	-	
		4	JIANG Yiyi	-	-	-	-	
		5	SU Yi	-	-	-	-	
		6	QIAO Lin	-	-	-	-	
		7	REN Yifei	-	-	-	-	
		8	YU Yinan	-	-	-	-	
		9	HUANG Wenting	-	-	-	-	
		10	CHAI Yiyuan	-	-	-	-	
		11	ZHANG Yixin	-	-	-	-	
		12	WANG Jingke	-	-	-	-	
Team Totals				-	-	-	-	

Non-Scoring Set	Rk	No.	Name	Running Sets	Faults	Still Sets	Total Attempts	Avg. by Set
		1	CHEN Xiaoqi	-	2	-	2	
		3	SUN Wenjing	-	1	-	1	
		5	SU Yi	-	1	-	1	
		6	QIAO Lin	-	1	-	1	
		2	HE Qi	-	-	-	-	
		4	JIANG Yiyi	-	-	-	-	
		7	REN Yifei	-	-	-	-	
		8	YU Yinan	-	-	-	-	
		9	HUANG Wenting	-	-	-	-	
		10	CHAI Yiyuan	-	-	-	-	
		11	ZHANG Yixin	-	-	-	-	
		12	WANG Jingke	-	-	-	-	
Team Totals				-	5	-	5	

Non-Scoring Reception	Rk	No.	Name	Excellent	Faults	Serve Receptions	Total Attempts	Succ. %
	1	1	CHEN Xiaoqi	3	1	-	4	75.00
	2	2	HE Qi	14	-	11	25	56.00
	3	8	YU Yinan	10	1	9	20	50.00
	4	6	QIAO Lin	3	1	6	10	30.00
		3	SUN Wenjing	-	-	-	-	
		4	JIANG Yiyi	-	-	-	-	
		5	SU Yi	-	-	-	-	
		7	REN Yifei	-	-	-	-	
		9	HUANG Wenting	-	-	-	-	
		10	CHAI Yiyuan	-	-	-	-	
		11	ZHANG Yixin	-	-	-	-	
		12	WANG Jingke	-	-	-	-	
Limit								
25.00%	Team Totals			30	3	26	59	50.85



SAT 6 JUL 2019


Start Time 17:30 - End Time 19:12


Match Duration: 1h42


Match Statistics

P3

UKR - Ukraine

Scoring Spike	Rk	No.	Name	Spikes	Faults	Shots	Total Attempts	Eff %
	1	12	FRANKEVYCH Diana	1	-	-	1	100.00
	1	17	MAIEVSKA Anastasiia	1	-	-	1	100.00
	3	2	KARPETS Diana	13	3	4	20	50.00
	3	18	NAPALKOVA Olena	2	-	2	4	50.00
	3	7	MIRCHEVA Anhelina	1	-	1	2	50.00
	6	9	BOYKO Yuliya	10	4	10	24	25.00
		1	DUDNYK Kateryna	7	9	7	23	
		10	YEFREMENKO Anna	4	6	9	19	
		3	MAZENKO Maryna	3	2	6	11	
		4	ZHULA Hanna	1	1	2	4	
		5	MILENKO Oleksandra	-	3	-	3	
		6	DUDENOK Daria	-	-	-	-	
	Limit							
15.00%	Team Totals			43	28	41	112	

Scoring Block	Rk	No.	Name	Kill Blocks	Faults	Rebounds	Total Attempts	Avg. by Set
	1	3	MAZENKO Maryna	2	1	1	4	0.67
	2	10	YEFREMENKO Anna	2	-	1	3	0.50
	3	2	KARPETS Diana	1	4	2	7	0.25
	3	18	NAPALKOVA Olena	1	-	2	3	0.25
		17	MAIEVSKA Anastasiia	-	1	2	3	
		1	DUDNYK Kateryna	-	2	-	2	
		5	MILENKO Oleksandra	-	-	1	1	
		4	ZHULA Hanna	-	-	-	-	
		6	DUDENOK Daria	-	-	-	-	
		7	MIRCHEVA Anhelina	-	-	-	-	
		9	BOYKO Yuliya	-	-	-	-	
		12	FRANKEVYCH Diana	-	-	-	-	
	Team Totals				6	8	9	23

Scoring Service	Rk	No.	Name	Aces	Faults	Serve Hits	Total Attempts	Avg. by Set
	1	9	BOYKO Yuliya	1	-	10	11	0.25
	1	10	YEFREMENKO Anna	1	1	9	11	0.25
	1	1	DUDNYK Kateryna	1	-	9	10	0.25
		2	KARPETS Diana	-	3	9	12	
		18	NAPALKOVA Olena	-	1	9	10	
		3	MAZENKO Maryna	-	1	7	8	
		17	MAIEVSKA Anastasiia	-	1	3	3	
		7	MIRCHEVA Anhelina	-	1	1	2	
		12	FRANKEVYCH Diana	-	1	-	1	
		4	ZHULA Hanna	-	-	-	-	
		5	MILENKO Oleksandra	-	-	-	-	
		6	DUDENOK Daria	-	-	-	-	
	Team Totals				3	8	57	68

Team	Opponent Errors & Team Faults			
		29	-	



SAT 6 JUL 2019

Start Time 17:30 - End Time 19:12


Match Duration: 1h42


Match Statistics

P3

UKR - Ukraine

Non-Scoring Dig	Rk	No.	Name	Digs	Faults	Receptions	Total Attempts	Avg. by Set	
		1	DUDNYK Kateryna	-	-	-	-		
		2	KARPETS Diana	-	-	-	-		
		3	MAZENKO Maryna	-	-	-	-		
		4	ZHULA Hanna	-	-	-	-		
		5	MILENKO Oleksandra	-	-	-	-		
		6	DUDENOK Daria	-	-	-	-		
		7	MIRCHEVA Anhelina	-	-	-	-		
		9	BOYKO Yuliya	-	-	-	-		
		10	YEFREMENKO Anna	-	-	-	-		
		12	FRANKEVYCH Diana	-	-	-	-		
		17	MAIEVSKA Anastasiia	-	-	-	-		
		18	NAPALKOVA Olena	-	-	-	-		
	Team Totals				-	-	-	-	

Non-Scoring Set	Rk	No.	Name	Running Sets	Faults	Still Sets	Total Attempts	Avg. by Set	
		7	MIRCHEVA Anhelina	-	1	-	1		
		1	DUDNYK Kateryna	-	-	-	-		
		2	KARPETS Diana	-	-	-	-		
		3	MAZENKO Maryna	-	-	-	-		
		4	ZHULA Hanna	-	-	-	-		
		5	MILENKO Oleksandra	-	-	-	-		
		6	DUDENOK Daria	-	-	-	-		
		9	BOYKO Yuliya	-	-	-	-		
		10	YEFREMENKO Anna	-	-	-	-		
		12	FRANKEVYCH Diana	-	-	-	-		
		17	MAIEVSKA Anastasiia	-	-	-	-		
		18	NAPALKOVA Olena	-	-	-	-		
	Team Totals				-	1	-	1	

Non-Scoring Reception	Rk	No.	Name	Excellents	Faults	Serve Receptions	Total Attempts	Succ. %	
	1	4	ZHULA Hanna	1	-	-	1	100.00	
	1	10	YEFREMENKO Anna	1	-	-	1	100.00	
	3	9	BOYKO Yuliya	11	-	7	18	61.11	
	4	1	DUDNYK Kateryna	17	2	14	33	51.52	
	5	12	FRANKEVYCH Diana	1	-	1	2	50.00	
	6	6	DUDENOK Daria	15	4	12	31	48.39	
		2	KARPETS Diana	-	1	-	1		
		18	NAPALKOVA Olena	-	-	1	1		
		3	MAZENKO Maryna	-	-	-	-		
		5	MILENKO Oleksandra	-	-	-	-		
		7	MIRCHEVA Anhelina	-	-	-	-		
		17	MAIEVSKA Anastasiia	-	-	-	-		
	Limit								
	25.00%	Team Totals			46	7	35	88	52.27

LEGEND

Avg. Average

Eff. Efficiency

No. Shirt Number

Rk Rank

Suc Success %



SAT 6 JUL 2019
Start Time 20:00

Start List

BRA vs GER

P1

First Refere STANLEY (USA)

Second Refere PAPADOPOLO (ITA)

BRA - Brazil

Shirt colour Yellow

No.	Name	Shirt Name	Pos.	Han.	Height	Weight	Highest Reac		Date of Birth	Tournament Totals				
							Spike cm	Block cm		Spik	Bloc	Serv	Total	%
1	OLIVEIRA Verena	OLIVEIRA	WS		1.70	57	0	0	3 NOV 1996	0	0	0	0	0
2	ALECRIM Diana		MB		1.94	69	0	0	22 FEB 1999	9	8	1	18	56.25
3	PENA Gabriella		MB		1.84	79	0	0	28 OCT 199	0	0	0	0	0
4	SILVA Natalia		WS		1.93	72	0	0	31 MAR 199	10	0	0	10	31.25
5	SOUZA Karina	SOUZA	WS		1.79	69	0	0	30 NOV 199	11	1	1	13	40.63
8	BRAUN Viviane		WS		1.75	66	0	0	17 OCT 199	0	0	0	0	0
9	MEDEIROS Lyara (C)		S		1.82	67	0	0	19 SEP 1996	2	0	1	3	9.38
11	OLIVEIRA Maria Eduarda	OLIVEIRA	OS		1.86	80	0	0	13 MAY 199	1	0	0	1	3.13
12	MACHADO Sabrina		OS		1.79	72	0	0	9 APR 1996	17	0	0	17	53.13
13	GALVAO Ana Flavia		S		1.83	61	0	0	8 FEB 1997	0	0	0	0	0
15	SOUZA Paulina	SOUZA	L		1.75	62	0	0	9 JUL 1999	0	0	0	0	0
19	COSTA Linda		MB		1.88	85	0	0	2 SEP 1994	7	2	1	10	31.25

Coac GOMES Fernando

Assista GUIMARAES Michel

Phase	Opponent	Sets	Points per Set
Preliminary - Group	CHN	3 - 0	25 - 18, 25 - 19, 28 - 26

GER - Germany

Shirt colour Black

No.	Name	Shirt Name	Pos.	Han.	Height	Weight	Highest Reac		Date of Birth	Tournament Totals				
							Spike cm	Block cm		Spik	Bloc	Serv	Total	%
3	WILCZEK Natalie		MB		1.90	70	0	0	9 MAR 2000	0	0	0	0	0
5	KASTRUP Liza		WS		1.93	83	0	0	5 OCT 1999	2	0	0	2	7.14
7	BARBER Nele		WS		1.85	75	0	0	27 OCT 199	14	1	0	15	53.57
9	ALSMEIER Lina		WS		1.89	80	0	0	29 JUN 2000	17	3	1	21	75.00
11	WESKE Emilia		OS		1.88	70	0	0	26 MAR 200	0	0	2	2	7.14
13	IMOUDU Denise (C)		S		1.80	72	0	0	14 DEC 199	0	2	2	4	14.29
14	LOHMANN Elisa		L		1.80	69	0	0	22 JUL 1998	0	0	0	0	0
15	GLAAB Corina		S		1.85	92	0	0	25 MAY 200	0	0	0	0	0
16	BOCK Linda		WS		1.72	60	0	0	27 MAY 200	2	0	0	2	7.14
17	WEITZEL Camilla		MB		1.91	78	0	0	11 JUN 2000	9	0	0	9	32.14
18	AMBROSIUS Lea		MB		1.84	92	0	0	22 MAY 200	2	3	0	5	17.86
19	KELLER Luisa		WS		1.97	89	0	0	25 AUG 200	7	1	4	12	42.86

Coac WAIBL Alexander

Assista BITTER Konstantin / VOELKER Florian

Phase	Opponent	Sets	Points per Set
Preliminary - Group	UKR	3 - 1	25 - 23, 25 - 22, 22 - 25, 25 - 23

LEGEND

% Percentage of total team s (C) Team Captain
 LH Left Handed MB Middle blocker BH Both Handed
 PR Preliminary RH Right Handed No. Shirt Number OS Opposite hitter
 S Setter L Libero Pos Playing Position
 WS Outside hitter



SAT 6 JUL 2019
Start Time 20:00 - End Time 22:07
Match Duration 2h7

Results
P2

BRA vs GER
3 1

Team	Sets	1	2	3	4	Total
BRA	3	28	25	20	25	98
GER	1	26	20	25	19	90
	Playing Time	32min	29min	27min	29min	1h57

First Refere STANLEY (USA)

Second Refere PAPADOPOL (ITA)

BRA - Brazil								
No.	Name	Pos	1	2	3	4	5	Pts
1	OLIVEIRA Verena	WS		4				
2	ALECRIM Diana	MB	3	2	3	2		9
3	PENA Gabriella	MB						
4	SILVA Natalia	WS	2	1	2	1		15
5	SOUZA Karina	WS	5	4	5	4		13
8	BRAUN Viviane	WS			5	4		2
9	MEDEIROS Lyara (C)	S	1	6	1	6		9
11	OLIVEIRA Maria Eduarda	OS	12	12	4	3		5
12	MACHADO Sabrina	OS	4	3		11		6
13	GALVAO Ana Flavia	S						
15	SOUZA Paulina	L	L	L	L	L		
19	COSTA Linda	MB	6	5	6	5		11

GER - Germany								
No.	Name	Pos	1	2	3	4	5	Pts
3	WILCZEK Natalie	MB	18	18				
5	KASTRUP Liza	WS					13	
7	BARBER Nele	WS	1	16	16	1		5
9	ALSMEIER Lina	WS	4	1	4	4		14
11	WESKE Emilia	OS	13	13				2
13	IMOUDU Denise (C)	S	6	6	6	6		3
14	LOHMANN Elisa	L	L	L	L	L		
15	GLAAB Corina	S		19			19	
16	BOCK Linda	WS	7	4	1	9		3
17	WEITZEL Camilla	MB	5	5	5	5		11
18	AMBROSIUS Lea	MB	2	2	2	2		7
19	KELLER Luisa	WS	3	3	3	3		22

Coach GOMES Fernando
Assistant Coach GUIMARAES Michel

Coach WAIBL Alexander
Assistant Coach BITTER Konstantin / VOELKER Florian

TEAM AND PLAYER PERFORMANCES

Won	Total Atts	No. Name	Scoring Skills	Won	Total Atts	No. Name
51	143	Total Team	Spike	55	152	Total Team
15	41	4 SILVA Natalia		18	43	19 KELLER Luisa
9	29	5 SOUZA Karina		12	32	9 ALSMEIER Lina
7	14	19 COSTA Linda		9	16	17 WEITZEL Camilla
11	45	Total Team	Block	8	68	Total Team
6	11	9 MEDEIROS Lyara		2	4	16 BOCK Linda
3	9	19 COSTA Linda		2	21	17 WEITZEL Camilla
2	13	2 ALECRIM Diana		2	9	19 KELLER Luisa
8	97	Total Team	Serve	4	91	Total Team
4	27	5 SOUZA Karina		2	17	19 KELLER Luisa
1	14	9 MEDEIROS Lyara		1	13	18 AMBROSIUS Lea
1	2	8 BRAUN Viviane		1	11	9 ALSMEIER Lina
58		Total Team	Opp. Error	40		Total Team
128	285	Total Team	Total	107	311	Total Team
15	57	4 SILVA Natalia	Best Scorer	22	69	19 KELLER Luisa

LEGEND

(C) Team Captain
nn Substitute where nn = shirt number of outgoing player
MB Middle blocker
OS Opposite hitter
S Setter
n Starting line-up where n= starting position on court
Atts Attempts
No. Shirt Number
Pos Playing Position
WS Outside hitter
L Substitute Libero
L Libero
Opp Opponent
Pts Points scored



SAT 6 JUL 2019

Start Time 20:00 - End Time 22:07

Match Duration: 2h7

Match Statistics

P3


BRA vs GER
3 1


Team	Sets	1	2	3	4	Total
BRA	3	28	25	20	25	98
GER	1	26	20	25	19	90
	Playing Time	32min	29min	27min	29min	1h57


First Refere STANLEY (USA)

Second Refere PAPADOPOLO (ITA)

BRA - Brazil

Scoring Spike	Rk	No.	Name	Spikes	Faults	Shots	Total Attempts	Eff %	
	1	2	ALECRIM Diana	7	1	3	11	54.55	
	2	19	COSTA Linda	7	2	5	14	35.71	
	3	9	MEDEIROS Lyara	2	-	4	6	33.33	
	4	4	SILVA Natalia	15	4	22	41	26.83	
		5	SOUZA Karina	9	6	14	29		
		11	OLIVEIRA Maria Eduarda	5	3	13	21		
		12	MACHADO Sabrina	5	6	7	18		
		8	BRAUN Viviane	1	1	1	3		
		1	OLIVEIRA Verena	-	-	-	-		
		3	PENA Gabriella	-	-	-	-		
		13	GALVAO Ana Flavia	-	-	-	-		
		15	SOUZA Paulina	-	-	-	-		
	Limit								
	15.00%								
	Team Totals				51	23	69	143	

Scoring Block	Rk	No.	Name	Kill Blocks	Faults	Rebounds	Total Attempts	Avg. by Set	
	1	9	MEDEIROS Lyara	6	2	3	11	1.50	
	2	19	COSTA Linda	3	-	6	9	0.75	
	3	2	ALECRIM Diana	2	5	6	13	0.50	
		4	SILVA Natalia	-	5	1	6		
		5	SOUZA Karina	-	1	2	3		
		12	MACHADO Sabrina	-	2	1	3		
		1	OLIVEIRA Verena	-	-	-	-		
		3	PENA Gabriella	-	-	-	-		
		8	BRAUN Viviane	-	-	-	-		
		11	OLIVEIRA Maria Eduarda	-	-	-	-		
		13	GALVAO Ana Flavia	-	-	-	-		
		15	SOUZA Paulina	-	-	-	-		
	Team Totals				11	15	19	45	2.75

Scoring Service	Rk	No.	Name	Aces	Faults	Serve Hits	Total Attempts	Avg. by Set	
	1	5	SOUZA Karina	4	-	23	27	1.00	
	2	8	BRAUN Viviane	1	-	1	2	0.50	
	3	12	MACHADO Sabrina	1	2	2	5	0.33	
	4	19	COSTA Linda	1	1	13	15	0.25	
	4	9	MEDEIROS Lyara	1	1	12	14	0.25	
		2	ALECRIM Diana	-	1	13	14		
		4	SILVA Natalia	-	1	9	10		
		11	OLIVEIRA Maria Eduarda	-	1	7	8		
		1	OLIVEIRA Verena	-	-	2	2		
		3	PENA Gabriella	-	-	-	-		
		13	GALVAO Ana Flavia	-	-	-	-		
		15	SOUZA Paulina	-	-	-	-		
	Team Totals				8	7	82	97	2.00

Team	Opponent Errors & Team Faults	58	-		
------	-------------------------------	----	---	--	--



SAT 6 JUL 2019


Start Time 20:00 - End Time 22:07


Match Duration: 2h7


Match Statistics

P3

BRA - Brazil

Non-Scoring Dig	Rk	No.	Name	Digs	Faults	Receptions	Total Attempts	Avg. by Set
		1	OLIVEIRA Verena	-	-	-	-	-
		2	ALECRIM Diana	-	-	-	-	-
		3	PENA Gabriella	-	-	-	-	-
		4	SILVA Natalia	-	-	-	-	-
		5	SOUZA Karina	-	-	-	-	-
		8	BRAUN Viviane	-	-	-	-	-
		9	MEDEIROS Lyara	-	-	-	-	-
		11	OLIVEIRA Maria Eduarda	-	-	-	-	-
		12	MACHADO Sabrina	-	-	-	-	-
		13	GALVAO Ana Flavia	-	-	-	-	-
		15	SOUZA Paulina	-	-	-	-	-
		19	COSTA Linda	-	-	-	-	-
Team Totals				-	-	-	-	-

Non-Scoring Set	Rk	No.	Name	Running Sets	Faults	Still Sets	Total Attempts	Avg. by Set
		1	OLIVEIRA Verena	-	-	-	-	-
		2	ALECRIM Diana	-	-	-	-	-
		3	PENA Gabriella	-	-	-	-	-
		4	SILVA Natalia	-	-	-	-	-
		5	SOUZA Karina	-	-	-	-	-
		8	BRAUN Viviane	-	-	-	-	-
		9	MEDEIROS Lyara	-	-	-	-	-
		11	OLIVEIRA Maria Eduarda	-	-	-	-	-
		12	MACHADO Sabrina	-	-	-	-	-
		13	GALVAO Ana Flavia	-	-	-	-	-
		15	SOUZA Paulina	-	-	-	-	-
		19	COSTA Linda	-	-	-	-	-
Team Totals				-	-	-	-	-

Non-Scoring Reception	Rk	No.	Name	Excellents	Faults	Serve Receptions	Total Attempts	Succ. %
	1	8	BRAUN Viviane	2	-	-	2	100.00
	2	15	SOUZA Paulina	11	1	15	27	40.74
	3	5	SOUZA Karina	7	-	12	19	36.84
	4	4	SILVA Natalia	10	2	17	29	34.48
		12	MACHADO Sabrina	-	-	1	1	-
		1	OLIVEIRA Verena	-	-	-	-	-
		2	ALECRIM Diana	-	-	-	-	-
		3	PENA Gabriella	-	-	-	-	-
		9	MEDEIROS Lyara	-	-	-	-	-
		11	OLIVEIRA Maria Eduarda	-	-	-	-	-
		13	GALVAO Ana Flavia	-	-	-	-	-
		19	COSTA Linda	-	-	-	-	-
Limit								
25.00%	Team Totals			30	3	45	78	38.46



SAT 6 JUL 2019


Start Time 20:00 - End Time 22:07


Match Duration: 2h7


Match Statistics

P3

GER - Germany

Scoring Spike	Rk	No.	Name	Spikes	Faults	Shots	Total Attempts	Eff %	
	1	13	IMOUDU Denise	3	-	3	6	50.00	
	2	18	AMBROSIUS Lea	6	1	6	13	38.46	
	3	17	WEITZEL Camilla	9	3	4	16	37.50	
	4	19	KELLER Luisa	18	4	21	43	32.56	
		9	ALSMEIER Lina	12	6	14	32		
		7	BARBER Nele	4	4	14	22		
		11	WESKE Emilia	2	2	5	9		
		16	BOCK Linda	1	5	5	11		
		3	WILCZEK Natalie	-	-	-	-		
		5	KASTRUP Liza	-	-	-	-		
		14	LOHMANN Elisa	-	-	-	-		
		15	GLAAB Corina	-	-	-	-		
	Limit								
	15.00%	Team Totals			55	25	72	152	

Scoring Block	Rk	No.	Name	Kill Blocks	Faults	Rebounds	Total Attempts	Avg. by Set	
	1	17	WEITZEL Camilla	2	6	13	21	0.50	
	1	19	KELLER Luisa	2	3	4	9	0.50	
	1	16	BOCK Linda	2	2	-	4	0.50	
	4	7	BARBER Nele	1	2	5	8	0.25	
	4	9	ALSMEIER Lina	1	4	1	6	0.25	
		18	AMBROSIUS Lea	-	4	8	12		
		13	IMOUDU Denise	-	2	6	8		
		3	WILCZEK Natalie	-	-	-	-		
		5	KASTRUP Liza	-	-	-	-		
		11	WESKE Emilia	-	-	-	-		
		14	LOHMANN Elisa	-	-	-	-		
		15	GLAAB Corina	-	-	-	-		
	Team Totals				8	23	37	68	2.00

Scoring Service	Rk	No.	Name	Aces	Faults	Serve Hits	Total Attempts	Avg. by Set	
	1	19	KELLER Luisa	2	3	12	17	0.50	
	2	18	AMBROSIUS Lea	1	1	11	13	0.25	
	2	9	ALSMEIER Lina	1	3	7	11	0.25	
		17	WEITZEL Camilla	-	1	15	16		
		13	IMOUDU Denise	-	2	10	12		
		3	WILCZEK Natalie	-	-	7	7		
		7	BARBER Nele	-	-	7	7		
		16	BOCK Linda	-	1	6	7		
		11	WESKE Emilia	-	-	1	1		
		5	KASTRUP Liza	-	-	-	-		
		14	LOHMANN Elisa	-	-	-	-		
		15	GLAAB Corina	-	-	-	-		
	Team Totals				4	11	76	91	1.00

Team	Opponent Errors & Team Faults	40	-		
-------------	--	-----------	----------	--	--



SAT 6 JUL 2019


Start Time 20:00 - End Time 22:07


Match Duration: 2h7


Match Statistics

P3

GER - Germany

Non-Scoring Dig	Rk	No.	Name	Digs	Faults	Receptions	Total Attempts	Avg. by Set
		3	WILCZEK Natalie	-	-	-	-	
		5	KASTRUP Liza	-	-	-	-	
		7	BARBER Nele	-	-	-	-	
		9	ALSMEIER Lina	-	-	-	-	
		11	WESKE Emilia	-	-	-	-	
		13	IMOUDU Denise	-	-	-	-	
		14	LOHMANN Elisa	-	-	-	-	
		15	GLAAB Corina	-	-	-	-	
		16	BOCK Linda	-	-	-	-	
		17	WEITZEL Camilla	-	-	-	-	
		18	AMBROSIUS Lea	-	-	-	-	
	19	KELLER Luisa	-	-	-	-		
Team Totals				-	-	-	-	

Non-Scoring Set	Rk	No.	Name	Running Sets	Faults	Still Sets	Total Attempts	Avg. by Set
		9	ALSMEIER Lina	-	1	-	1	
		13	IMOUDU Denise	-	1	-	1	
		3	WILCZEK Natalie	-	-	-	-	
		5	KASTRUP Liza	-	-	-	-	
		7	BARBER Nele	-	-	-	-	
		11	WESKE Emilia	-	-	-	-	
		14	LOHMANN Elisa	-	-	-	-	
		15	GLAAB Corina	-	-	-	-	
		16	BOCK Linda	-	-	-	-	
		17	WEITZEL Camilla	-	-	-	-	
		18	AMBROSIUS Lea	-	-	-	-	
	19	KELLER Luisa	-	-	-	-		
Team Totals				-	2	-	2	

Non-Scoring Reception	Rk	No.	Name	Excellent	Faults	Serve Receptions	Total Attempts	Succ. %
	1	9	ALSMEIER Lina	9	1	7	17	52.94
	2	7	BARBER Nele	9	-	10	19	47.37
	3	14	LOHMANN Elisa	17	3	20	40	42.50
	4	16	BOCK Linda	3	3	6	12	25.00
		19	KELLER Luisa	-	1	-	1	
		3	WILCZEK Natalie	-	-	-	-	
		5	KASTRUP Liza	-	-	-	-	
		11	WESKE Emilia	-	-	-	-	
		13	IMOUDU Denise	-	-	-	-	
		15	GLAAB Corina	-	-	-	-	
		17	WEITZEL Camilla	-	-	-	-	
	18	AMBROSIUS Lea	-	-	-	-		
Limit								
25.00%	Team Totals			38	8	43	89	42.70

LEGEND

Avg. Average

Eff. Efficiency

No. Shirt Number

Rk Rank

Suc Success %



SUN 7 JUL 2019
Start Time 17:30

Start List

UKR vs BRA

P1

First Refere CHUNG (TPE)

Second Refere STANLEY (USA)

UKR - Ukraine

Shirt colour Black

No.	Name	Shirt Name	Pos.	Han.	Height	Weight	Highest Reac		Date of Birth	Tournament Totals				
							Spike cm	Block cm		Spik	Bloc	Serv	Total	%
1	DUDNYK Kateryna		WS		1.88	80	310	295	30 DEC 199	24	2	2	28	41.79
2	KARPETS Diana		MB		1.90	72	310	290	6 AUG 1996	24	5	0	29	43.28
3	MAZENKO Maryna		MB		1.84	74	295	280	7 MAY 1998	4	3	0	7	10.45
4	ZHULA Hanna		WS		1.83	66	300	285	3 MAY 1997	1	0	0	1	1.49
5	MILENKO Oleksandra		WS		1.80	67	300	285	29 JUN 1999	1	0	0	1	1.49
6	DUDENOK Daria		L		1.68	51	245	235	10 MAY 200	0	0	0	0	0
7	MIRCHEVA Anhelina		S		1.82	69	290	270	23 JAN 1994	2	1	0	3	4.48
9	BOYKO Yuliya		WS		1.76	67	290	270	2 APR 1998	23	0	1	24	35.82
10	YEFREMENKO Anna		OS		1.90	78	305	290	16 OCT 199	7	3	4	14	20.90
12	FRANKEVYCH Diana		WS		1.87	67	300	285	21 MAR 199	1	0	0	1	1.49
17	MAIEVSKA Anastasiia		MB		1.90	74	300	290	6 JAN 2001	2	1	0	3	4.48
18	NAPALKOVA Olena (C)		S		1.84	65	290	270	17 AUG 199	2	1	2	5	7.46

Coac ROMANOVYCH Andriy

Assista MELIUSHKYN Danylo / TSYLIURA Oleksandr

Phase	Opponent	Sets	Points per Set
Preliminary - Group	GER	1 - 3	23 - 25, 22 - 25, 25 - 22, 23 - 25
Preliminary - Group	CHN	1 - 3	25 - 22, 17 - 25, 8 - 25, 17 - 25

BRA - Brazil

Shirt colour Blue

No.	Name	Shirt Name	Pos.	Han.	Height	Weight	Highest Reac		Date of Birth	Tournament Totals				
							Spike cm	Block cm		Spik	Bloc	Serv	Total	%
1	OLIVEIRA Verena	OLIVEIRA	WS		1.70	57	0	0	3 NOV 1996	0	0	0	0	0
2	ALECRIM Diana		MB		1.94	69	0	0	22 FEB 1999	16	10	1	27	30.00
3	PENA Gabriella		MB		1.84	79	0	0	28 OCT 199	0	0	0	0	0
4	SILVA Natalia		WS		1.93	72	0	0	31 MAR 199	25	0	0	25	27.78
5	SOUZA Karina	SOUZA	WS		1.79	69	0	0	30 NOV 199	20	1	5	26	28.89
8	BRAUN Viviane		WS		1.75	66	0	0	17 OCT 199	1	0	1	2	2.22
9	MEDEIROS Lyara (C)		S		1.82	67	0	0	19 SEP 1996	4	6	2	12	13.33
11	OLIVEIRA Maria Eduarda	OLIVEIRA	OS		1.86	80	0	0	13 MAY 199	6	0	0	6	6.67
12	MACHADO Sabrina		OS		1.79	72	0	0	9 APR 1996	22	0	1	23	25.56
13	GALVAO Ana Flavia		S		1.83	61	0	0	8 FEB 1997	0	0	0	0	0
15	SOUZA Paulina	SOUZA	L		1.75	62	0	0	9 JUL 1999	0	0	0	0	0
19	COSTA Linda		MB		1.88	85	0	0	2 SEP 1994	14	5	2	21	23.33

Coac GOMES Fernando

Assista GUIMARAES Michel

Phase	Opponent	Sets	Points per Set
Preliminary - Group	CHN	3 - 0	25 - 18, 25 - 19, 28 - 26
Preliminary - Group	GER	3 - 1	28 - 26, 25 - 20, 20 - 25, 25 - 19

LEGEND

% Percentage of total team s (C) Team Captain
 LH Left Handed MB Middle blocker BH Both Handed
 PR Preliminary RH Right Handed No. Shirt Number OS Opposite hitter
 L Libero
 Pos Playing Position
 S Setter WS Outside hitter



SUN 7 JUL 2019
Start Time 17:30 - End Time 18:51
Match Duration 1h21

Results
P2

UKR vs BRA
0 3

Team	Sets	1	2	3	Total
UKR	0	22	21	12	55
BRA	3	25	25	25	75
	Playing Time	24min	28min	22min	1h14

First Refere CHUNG (TPE)

Second Refere STANLEY (USA)

UKR - Ukraine								
No.	Name	Pos	1	2	3	4	5	Pts
1	DUDNYK Kateryna	WS	2	3				13
2	KARPETS Diana	MB	3	4				4
3	MAZENKO Maryna	MB	6		3			3
4	ZHULA Hanna	WS			5			
5	MILENKO Oleksandra	WS						
6	DUDENOK Daria	L	L	L	L			
7	MIRCHEVA Anhelina	S	1	2				1
9	BOYKO Yuliya	WS	5					2
10	YEFREMENKO Anna	OS	4	5	4			9
12	FRANKEVYCH Diana	WS	7	6	2			2
17	MAIEVSKA Anastasiia	MB	3	1	6			5
18	NAPALKOVA Olena (C)	S	10	7	1			3

BRA - Brazil								
No.	Name	Pos	1	2	3	4	5	Pts
1	OLIVEIRA Verena	WS		19	11			2
2	ALECRIM Diana	MB	4	3	5			7
3	PENA Gabriella	MB			2			1
4	SILVA Natalia	WS	3	2				6
5	SOUZA Karina	WS	6	5				4
8	BRAUN Viviane	WS				4		5
9	MEDEIROS Lyara (C)	S	2	1				
11	OLIVEIRA Maria Eduarda	OS		9	1			7
12	MACHADO Sabrina	OS	5	4	3			13
13	GALVAO Ana Flavia	S		12	6			
15	SOUZA Paulina	L	L	L	L			
19	COSTA Linda	MB	1	6				6

Coach ROMANOVYCH Andriy
Assistant Coach MELIUSHKYN Danylo / TSYLIURA Oleksandr

Coach GOMES Fernando
Assistant Coach GUIMARAES Michel

TEAM AND PLAYER PERFORMANCES

Won	Total Atts	No. Name	Scoring Skills	Won	Total Atts	No. Name
29	97	Total Team	Spike	44	92	Total Team
10	15	1 DUDNYK Kateryna		12	19	12 MACHADO Sabrina
9	28	10 YEFREMENKO Anna		6	10	11 OLIVEIRA Maria Eduarda
2	8	3 MAZENKO Maryna		5	9	19 COSTA Linda
7	35	Total Team	Block	5	34	Total Team
3	7	2 KARPETS Diana		2	14	2 ALECRIM Diana
2	7	17 MAIEVSKA Anastasiia		1	4	4 SILVA Natalia
2	5	1 DUDNYK Kateryna		1	1	11 OLIVEIRA Maria Eduarda
6	57	Total Team	Serve	2	73	Total Team
2	5	18 NAPALKOVA Olena		1	11	4 SILVA Natalia
2	8	17 MAIEVSKA Anastasiia		1	12	12 MACHADO Sabrina
1	11	1 DUDNYK Kateryna				
27		Total Team	Opp. Error	42		Total Team
69	189	Total Team	Total	93	199	Total Team
13	31	1 DUDNYK Kateryna	Best Scorer	13	35	12 MACHADO Sabrina

LEGEND

(C) Team Captain
nn Substitute where nn = shirt number of outgoing player
MB Middle blocker
OS Opposite hitter
S Setter
n Starting line-up where n= starting position on court
Atts Attempts
No. Shirt Number
Pos Playing Position
WS Outside hitter
L Substitute Libero
L Libero
Opp Opponent
Pts Points scored



SUN 7 JUL 2019

Start Time 17:30 - End Time 18:51

Match Duration: 1h21

Match Statistics

P3


UKR vs BRA
0 3


Team	Sets	1	2	3	Total
UKR	0	22	21	12	55
BRA	3	25	25	25	75
	Playing Time	24min	28min	22min	1h14


First Refere CHUNG (TPE)

Second Refere STANLEY (USA)

UKR - Ukraine

Scoring Spike	Rk	No.	Name	Spikes	Faults	Shots	Total Attempts	Eff %	
	1	7	MIRCHEVA Anhelina	1	-	1	2	50.00	
	2	1	DUDNYK Kateryna	10	3	2	15	46.67	
	3	18	NAPALKOVA Olena	1	-	2	3	33.33	
	4	3	MAZENKO Maryna	2	-	6	8	25.00	
	4	2	KARPETS Diana	1	-	3	4	25.00	
		10	YEFREMENKO Anna	9	8	11	28		
		12	FRANKEVYCH Diana	2	2	10	14		
		9	BOYKO Yuliya	2	3	5	10		
		17	MAIEVSKA Anastasiia	1	1	3	5		
		4	ZHULA Hanna	-	2	6	8		
		5	MILENKO Oleksandra	-	-	-	-		
		6	DUDENOK Daria	-	-	-	-		
	Limit								
	15.00%								
Team Totals				29	19	49	97		

Scoring Block	Rk	No.	Name	Kill Blocks	Faults	Rebounds	Total Attempts	Avg. by Set
	1	2	KARPETS Diana	3	-	4	7	1.50
	2	1	DUDNYK Kateryna	2	3	-	5	1.00
	3	17	MAIEVSKA Anastasiia	2	2	3	7	0.67
		10	YEFREMENKO Anna	-	7	1	8	
		12	FRANKEVYCH Diana	-	2	2	4	
		3	MAZENKO Maryna	-	1	-	1	
		4	ZHULA Hanna	-	1	-	1	
		7	MIRCHEVA Anhelina	-	-	1	1	
		18	NAPALKOVA Olena	-	1	-	1	
		5	MILENKO Oleksandra	-	-	-	-	
		6	DUDENOK Daria	-	-	-	-	
		9	BOYKO Yuliya	-	-	-	-	
	Team Totals				7	17	11	35

Scoring Service	Rk	No.	Name	Aces	Faults	Serve Hits	Total Attempts	Avg. by Set	
	1	17	MAIEVSKA Anastasiia	2	1	5	8	0.67	
	1	18	NAPALKOVA Olena	2	1	2	5	0.67	
	3	1	DUDNYK Kateryna	1	1	9	11	0.50	
	3	3	MAZENKO Maryna	1	1	4	6	0.50	
		7	MIRCHEVA Anhelina	-	1	7	8		
		2	KARPETS Diana	-	1	6	7		
		12	FRANKEVYCH Diana	-	-	5	5		
		10	YEFREMENKO Anna	-	1	3	4		
		9	BOYKO Yuliya	-	-	2	2		
		4	ZHULA Hanna	-	-	1	1		
		5	MILENKO Oleksandra	-	-	-	-		
		6	DUDENOK Daria	-	-	-	-		
	Team Totals				6	7	44	57	2.00

Team	Opponent Errors & Team Faults	27	-		



SUN 7 JUL 2019


Start Time 17:30 - End Time 18:51


Match Duration: 1h21


Match Statistics

P3

UKR - Ukraine

Non-Scoring Dig	Rk	No.	Name	Digs	Faults	Receptions	Total Attempts	Avg. by Set	
		1	DUDNYK Kateryna	-	-	-	-		
		2	KARPETS Diana	-	-	-	-		
		3	MAZENKO Maryna	-	-	-	-		
		4	ZHULA Hanna	-	-	-	-		
		5	MILENKO Oleksandra	-	-	-	-		
		6	DUDENOK Daria	-	-	-	-		
		7	MIRCHEVA Anhelina	-	-	-	-		
		9	BOYKO Yuliya	-	-	-	-		
		10	YEFREMENKO Anna	-	-	-	-		
		12	FRANKEVYCH Diana	-	-	-	-		
		17	MAIEVSKA Anastasiia	-	-	-	-		
		18	NAPALKOVA Olena	-	-	-	-		
	Team Totals				-	-	-	-	

Non-Scoring Set	Rk	No.	Name	Running Sets	Faults	Still Sets	Total Attempts	Avg. by Set	
		7	MIRCHEVA Anhelina	-	1	-	1		
		10	YEFREMENKO Anna	-	1	-	1		
		1	DUDNYK Kateryna	-	-	-	-		
		2	KARPETS Diana	-	-	-	-		
		3	MAZENKO Maryna	-	-	-	-		
		4	ZHULA Hanna	-	-	-	-		
		5	MILENKO Oleksandra	-	-	-	-		
		6	DUDENOK Daria	-	-	-	-		
		9	BOYKO Yuliya	-	-	-	-		
		12	FRANKEVYCH Diana	-	-	-	-		
		17	MAIEVSKA Anastasiia	-	-	-	-		
		18	NAPALKOVA Olena	-	-	-	-		
	Team Totals				-	2	-	2	

Non-Scoring Reception	Rk	No.	Name	Excellents	Faults	Serve Receptions	Total Attempts	Succ. %	
	1	1	DUDNYK Kateryna	11	-	5	16	68.75	
	2	9	BOYKO Yuliya	3	1	1	5	60.00	
	3	12	FRANKEVYCH Diana	4	-	6	10	40.00	
	4	6	DUDENOK Daria	8	-	16	24	33.33	
		4	ZHULA Hanna	1	1	7	9		
		7	MIRCHEVA Anhelina	-	-	1	1		
		2	KARPETS Diana	-	-	-	-		
		3	MAZENKO Maryna	-	-	-	-		
		5	MILENKO Oleksandra	-	-	-	-		
		10	YEFREMENKO Anna	-	-	-	-		
		17	MAIEVSKA Anastasiia	-	-	-	-		
		18	NAPALKOVA Olena	-	-	-	-		
	Limit								
	25.00%	Team Totals			27	2	36	65	41.54



SUN 7 JUL 2019

Start Time 17:30 - End Time 18:51


Match Duration: 1h21


Match Statistics

P3

BRA - Brazil

Scoring Spike	Rk	No.	Name	Spikes	Faults	Shots	Total Attempts	Eff %	
	1	8	BRAUN Viviane	5	-	1	6	83.33	
	2	1	OLIVEIRA Verena	2	-	1	3	66.67	
	3	12	MACHADO Sabrina	12	2	5	19	52.63	
	4	11	OLIVEIRA Maria Eduarda	6	1	3	10	50.00	
	4	3	PENA Gabriella	1	-	1	2	50.00	
	6	19	COSTA Linda	5	1	3	9	44.44	
	7	5	SOUZA Karina	4	1	6	11	27.27	
	8	2	ALECRIM Diana	5	2	8	15	20.00	
		4	SILVA Natalia	4	5	7	16		
		9	MEDEIROS Lyara	-	-	1	1		
		13	GALVAO Ana Flavia	-	-	-	-		
		15	SOUZA Paulina	-	-	-	-		
	Limit								
	15.00%	Team Totals			44	12	36	92	34.78

Scoring Block	Rk	No.	Name	Kill Blocks	Faults	Rebounds	Total Attempts	Avg. by Set	
	1	2	ALECRIM Diana	2	4	8	14	0.67	
	2	19	COSTA Linda	1	-	4	5	0.50	
	2	4	SILVA Natalia	1	1	2	4	0.50	
	2	11	OLIVEIRA Maria Eduarda	1	-	-	1	0.50	
		12	MACHADO Sabrina	-	1	3	4		
		9	MEDEIROS Lyara	-	1	1	2		
		3	PENA Gabriella	-	-	1	1		
		5	SOUZA Karina	-	-	1	1		
		8	BRAUN Viviane	-	1	-	1		
		13	GALVAO Ana Flavia	-	-	1	1		
		1	OLIVEIRA Verena	-	-	-	-		
		15	SOUZA Paulina	-	-	-	-		
		Team Totals			5	8	21	34	1.67

Scoring Service	Rk	No.	Name	Aces	Faults	Serve Hits	Total Attempts	Avg. by Set	
	1	4	SILVA Natalia	1	1	9	11	0.50	
	2	12	MACHADO Sabrina	1	-	11	12	0.33	
		5	SOUZA Karina	-	1	11	12		
		2	ALECRIM Diana	-	1	9	10		
		8	BRAUN Viviane	-	1	6	7		
		9	MEDEIROS Lyara	-	1	6	7		
		1	OLIVEIRA Verena	-	1	3	4		
		13	GALVAO Ana Flavia	-	1	3	4		
		3	PENA Gabriella	-	-	3	3		
		19	COSTA Linda	-	-	3	3		
		11	OLIVEIRA Maria Eduarda	-	-	-	-		
		15	SOUZA Paulina	-	-	-	-		
		Team Totals			2	7	64	73	0.67

Team	Opponent Errors & Team Faults	42	-		
-------------	--	-----------	----------	--	--



SUN 7 JUL 2019


Start Time 17:30 - End Time 18:51


Match Duration: 1h21


Match Statistics

P3

BRA - Brazil

Non-Scoring Dig	Rk	No.	Name	Digs	Faults	Receptions	Total Attempts	Avg. by Set
		1	OLIVEIRA Verena	-	-	-	-	
		2	ALECRIM Diana	-	-	-	-	
		3	PENA Gabriella	-	-	-	-	
		4	SILVA Natalia	-	-	-	-	
		5	SOUZA Karina	-	-	-	-	
		8	BRAUN Viviane	-	-	-	-	
		9	MEDEIROS Lyara	-	-	-	-	
		11	OLIVEIRA Maria Eduarda	-	-	-	-	
		12	MACHADO Sabrina	-	-	-	-	
		13	GALVAO Ana Flavia	-	-	-	-	
		15	SOUZA Paulina	-	-	-	-	
		19	COSTA Linda	-	-	-	-	
Team Totals				-	-	-	-	

Non-Scoring Set	Rk	No.	Name	Running Sets	Faults	Still Sets	Total Attempts	Avg. by Set
		9	MEDEIROS Lyara	-	1	-	1	
		1	OLIVEIRA Verena	-	-	-	-	
		2	ALECRIM Diana	-	-	-	-	
		3	PENA Gabriella	-	-	-	-	
		4	SILVA Natalia	-	-	-	-	
		5	SOUZA Karina	-	-	-	-	
		8	BRAUN Viviane	-	-	-	-	
		11	OLIVEIRA Maria Eduarda	-	-	-	-	
		12	MACHADO Sabrina	-	-	-	-	
		13	GALVAO Ana Flavia	-	-	-	-	
		15	SOUZA Paulina	-	-	-	-	
		19	COSTA Linda	-	-	-	-	
Team Totals				-	1	-	1	

Non-Scoring Reception	Rk	No.	Name	Excellent	Faults	Serve Receptions	Total Attempts	Succ. %
	1	5	SOUZA Karina	10	-	5	15	66.67
	1	8	BRAUN Viviane	4	2	-	6	66.67
	3	4	SILVA Natalia	7	1	6	14	50.00
	3	1	OLIVEIRA Verena	2	1	1	4	50.00
	5	15	SOUZA Paulina	2	2	2	6	33.33
		11	OLIVEIRA Maria Eduarda	-	-	3	3	
		19	COSTA Linda	-	-	1	1	
		2	ALECRIM Diana	-	-	-	-	
		3	PENA Gabriella	-	-	-	-	
		9	MEDEIROS Lyara	-	-	-	-	
		12	MACHADO Sabrina	-	-	-	-	
		13	GALVAO Ana Flavia	-	-	-	-	
	Limit							
25.00%	Team Totals			25	6	18	49	51.02

LEGEND

Avg. Average

Eff. Efficiency

No. Shirt Number

Rk Rank

Suc Success %



SUN 7 JUL 2019
Start Time 20:00

Start List

GER vs CHN

P1

First Refere GONZALES (MEX)

Second Refere PIEROBON (ARG)

GER - Germany

Shirt colour Red

No.	Name	Shirt Name	Pos.	Han.	Height	Weight	Highest Reac		Date of Birth	Tournament Totals				
							Spike cm	Block cm		Spik	Bloc	Serv	Total	%
3	WILCZEK Natalie		MB		1.90	70	0	0	9 MAR 2000	0	0	0	0	0
5	KASTRUP Liza		WS		1.93	83	0	0	5 OCT 1999	2	0	0	2	3.33
7	BARBER Nele		WS		1.85	75	0	0	27 OCT 199	18	2	0	20	33.33
9	ALSMEIER Lina		WS		1.89	80	0	0	29 JUN 2000	29	4	2	35	58.33
11	WESKE Emilia		OS		1.88	70	0	0	26 MAR 200	2	0	2	4	6.67
13	IMOUDU Denise (C)		S		1.80	72	0	0	14 DEC 199	3	2	2	7	11.67
14	LOHMANN Elisa		L		1.80	69	0	0	22 JUL 1998	0	0	0	0	0
15	GLAAB Corina		S		1.85	92	0	0	25 MAY 200	0	0	0	0	0
16	BOCK Linda		WS		1.72	60	0	0	27 MAY 200	3	2	0	5	8.33
17	WEITZEL Camilla		MB		1.91	78	0	0	11 JUN 2000	18	2	0	20	33.33
18	AMBROSIUS Lea		MB		1.84	92	0	0	22 MAY 200	8	3	1	12	20.00
19	KELLER Luisa		WS		1.97	89	0	0	25 AUG 200	25	3	6	34	56.67

Coac WAIBL Alexander

Assista BITTER Konstantin / VOELKER Florian

Phase	Opponent	Sets	Points per Set
Preliminary - Group	UKR	3 - 1	25 - 23, 25 - 22, 22 - 25, 25 - 23
Preliminary - Group	BRA	1 - 3	26 - 28, 20 - 25, 25 - 20, 19 - 25

CHN - China

Shirt colour Blue

No.	Name	Shirt Name	Pos.	Han.	Height	Weight	Highest Reac		Date of Birth	Tournament Totals				
							Spike cm	Block cm		Spik	Bloc	Serv	Total	%
1	CHEN Xiaoqi		WS		1.86	66	297	305	28 AUG 199	21	3	4	28	32.56
2	HE Qi (C)		OS		1.85	74	303	300	1 JUL 1996	19	1	1	21	24.42
3	SUN Wenjing		S		1.73	64	302	300	27 NOV 199	5	1	0	6	6.98
4	JIANG Yiyang		S		1.78	70	290	290	24 JUN 1999	0	0	0	0	0
5	SU Yi		MB		1.88	72	297	300	31 AUG 200	8	3	2	13	15.12
6	QIAO Lin		L		1.75	68	280	280	4 FEB 1996	0	0	0	0	0
7	REN Yifei		MB		1.85	72	303	300	13 JUN 1995	11	7	1	19	22.00
8	YU Yinan		WS		1.75	65	280	280	12 AUG 199	25	2	2	29	33.72
9	HUANG Wenting		MB		1.88	80	305	380	18 MAR 199	3	0	0	3	3.49
10	CHAI Yiyuan		MB		1.82	77	208	280	11 FEB 1999	0	0	0	0	0
11	ZHANG Yixin		OS		1.86	71	290	290	6 AUG 1997	0	1	0	1	1.16
12	WANG Jingke		WS		1.86	69	297	309	8 JAN 1999	1	0	0	1	1.16

Coac LUO Wenshen

Assista JIANG Wei

Phase	Opponent	Sets	Points per Set
Preliminary - Group	BRA	0 - 3	18 - 25, 19 - 25, 26 - 28
Preliminary - Group	UKR	3 - 1	22 - 25, 25 - 17, 25 - 8, 25 - 17

LEGEND

% Percentage of total team s (C) Team Captain
 LH Left Handed MB Middle blocker BH Both Handed Han Handedness L Libero
 PR Preliminary RH Right Handed No. Shirt Number OS Opposite hitter Pos Playing Position
 S Setter WS Outside hitter



SUN 7 JUL 2019
Start Time 20:00 - End Time 21:58
Match Duration 1h58

Results
P2

GER vs CHN
3 1

Team	Sets	1	2	3	4	Total
GER	3	25	25	18	25	93
CHN	1	21	22	25	17	85
	Playing Time	27min	28min	27min	25min	1h47

First Refere GONZALES (MEX)

Second Refere PIEROBON (ARG)

GER - Germany								
No.	Name	Pos	1	2	3	4	5	Pts
3	WILCZEK Natalie	MB			18			1
5	KASTRUP Liza	WS			13			2
7	BARBER Nele	WS	1	2	1	2		13
9	ALSMEIER Lina	WS	4	5	4	5		14
11	WESKE Emilia	OS	18	18				2
13	IMOUDU Denise (C)	S	6	1	6	1		3
14	LOHMANN Elisa	L	L	L	L	L		
15	GLAAB Corina	S			19			
16	BOCK Linda	WS	9		9			1
17	WEITZEL Camilla	MB	5	6	5	6		11
18	AMBROSIUS Lea	MB	2	3	2	3		10
19	KELLER Luisa	WS	3	4	3	4		17

CHN - China								
No.	Name	Pos	1	2	3	4	5	Pts
1	CHEN Xiaoqi	WS	2	2	2	2		17
2	HE Qi (C)	OS	4	4	4	4		7
3	SUN Wenjing	S	1	1	1	1		2
4	JIANG Yiyi	S		2	2	2		
5	SU Yi	MB	3	3	3	3		5
6	QIAO Lin	L	L	L	L	L		
7	REN Yifei	MB	6	6	6	6		7
8	YU Yinan	WS	5	5		12		5
9	HUANG Wenting	MB						
10	CHAI Yiyuan	MB		5				
11	ZHANG Yixin	OS		3	3	3		3
12	WANG Jingke	WS	8	8	5	5		9

Coach WAIBL Alexander
Assistant Coach BITTER Konstantin / VOELKER Florian

Coach LUO Wenshen
Assistant Coach JIANG Wei

TEAM AND PLAYER PERFORMANCES

Won	Total Atts	No. Name	Scoring Skills	Won	Total Atts	No. Name
55	145	Total Team	Spike	45	129	Total Team
14	31	9 ALSMEIER Lina		13	40	1 CHEN Xiaoqi
12	35	19 KELLER Luisa		8	19	12 WANG Jingke
12	26	7 BARBER Nele		6	23	2 HE Qi
9	55	Total Team	Block	6	36	Total Team
4	15	18 AMBROSIUS Lea		2	6	1 CHEN Xiaoqi
3	9	19 KELLER Luisa		2	5	7 REN Yifei
1	1	5 KASTRUP Liza		1	8	2 HE Qi
10	92	Total Team	Serve	4	86	Total Team
2	10	18 AMBROSIUS Lea		2	19	1 CHEN Xiaoqi
2	8	11 WESKE Emilia		1	14	5 SU Yi
2	16	19 KELLER Luisa		1	9	7 REN Yifei
39		Total Team	Opp. Error	47		Total Team
113	292	Total Team	Total	102	251	Total Team
17	60	19 KELLER Luisa	Best Scorer	17	65	1 CHEN Xiaoqi

LEGEND

(C) Team Captain
nn Substitute where nn = shirt number of outgoing player
MB Middle blocker
OS Opposite hitter
S Setter
n Starting line-up where n= starting position on court
Atts Attempts
No. Shirt Number
Pos Playing Position
WS Outside hitter
L Substitute Libero
L Libero
Opp Opponent
Pts Points scored



SUN 7 JUL 2019

Start Time 20:00 - End Time 21:58

Match Duration: 1h58

Match Statistics

P3


GER vs CHN
3 1


Team	Sets	1	2	3	4	Total
GER	3	25	25	18	25	93
CHN	1	21	22	25	17	85
	Playing Time	27min	28min	27min	25min	1h47


First Refere GONZALES (MEX)

Second Refere PIEROBON (ARG)

GER - Germany

Scoring Spike	Rk	No.	Name	Spikes	Faults	Shots	Total Attempts	Eff %	
	1	17	WEITZEL Camilla	9	-	11	20	45.00	
	2	9	ALSMEIER Lina	14	3	14	31	35.48	
	3	18	AMBROSIUS Lea	4	1	4	9	33.33	
	4	7	BARBER Nele	12	4	10	26	30.77	
		19	KELLER Luisa	12	9	14	35		
		13	IMOUDU Denise	2	1	2	5		
		16	BOCK Linda	1	2	9	12		
		5	KASTRUP Liza	1	3	2	6		
		3	WILCZEK Natalie	-	-	1	1		
		11	WESKE Emilia	-	-	-	-		
		14	LOHMANN Elisa	-	-	-	-		
		15	GLAAB Corina	-	-	-	-		
	Limit								
	15.00%								
	Team Totals				55	23	67	145	22.07

Scoring Block	Rk	No.	Name	Kill Blocks	Faults	Rebounds	Total Attempts	Avg. by Set	
	1	18	AMBROSIUS Lea	4	2	9	15	1.00	
	1	5	KASTRUP Liza	1	-	-	1	1.00	
	3	19	KELLER Luisa	3	1	5	9	0.75	
	4	17	WEITZEL Camilla	1	5	7	13	0.25	
		13	IMOUDU Denise	-	2	3	5		
		7	BARBER Nele	-	1	3	4		
		9	ALSMEIER Lina	-	1	3	4		
		3	WILCZEK Natalie	-	2	-	2		
		15	GLAAB Corina	-	-	1	1		
		16	BOCK Linda	-	-	1	1		
		11	WESKE Emilia	-	-	-	-		
		14	LOHMANN Elisa	-	-	-	-		
	Team Totals				9	14	32	55	2.25

Scoring Service	Rk	No.	Name	Aces	Faults	Serve Hits	Total Attempts	Avg. by Set	
	1	11	WESKE Emilia	2	1	5	8	1.00	
	1	3	WILCZEK Natalie	1	-	3	4	1.00	
	3	19	KELLER Luisa	2	1	13	16	0.50	
	3	18	AMBROSIUS Lea	2	1	7	10	0.50	
	5	7	BARBER Nele	1	2	15	18	0.25	
	5	17	WEITZEL Camilla	1	2	10	13	0.25	
	5	13	IMOUDU Denise	1	1	9	11	0.25	
		9	ALSMEIER Lina	-	3	5	8		
		15	GLAAB Corina	-	-	2	2		
		5	KASTRUP Liza	-	-	1	1		
		16	BOCK Linda	-	-	1	1		
		14	LOHMANN Elisa	-	-	-	-		
	Team Totals				10	11	71	92	2.50

Team	Opponent Errors & Team Faults	39	-		
------	-------------------------------	----	---	--	--



SUN 7 JUL 2019


Start Time 20:00 - End Time 21:58


Match Duration: 1h58


Match Statistics

P3

GER - Germany

Non-Scoring Dig	Rk	No.	Name	Digs	Faults	Receptions	Total Attempts	Avg. by Set
		3	WILCZEK Natalie	-	-	-	-	
		5	KASTRUP Liza	-	-	-	-	
		7	BARBER Nele	-	-	-	-	
		9	ALSMEIER Lina	-	-	-	-	
		11	WESKE Emilia	-	-	-	-	
		13	IMOUDU Denise	-	-	-	-	
		14	LOHMANN Elisa	-	-	-	-	
		15	GLAAB Corina	-	-	-	-	
		16	BOCK Linda	-	-	-	-	
		17	WEITZEL Camilla	-	-	-	-	
		18	AMBROSIUS Lea	-	-	-	-	
	19	KELLER Luisa	-	-	-	-		
Team Totals				-	-	-	-	

Non-Scoring Set	Rk	No.	Name	Running Sets	Faults	Still Sets	Total Attempts	Avg. by Set
		13	IMOUDU Denise	-	1	-	1	
		3	WILCZEK Natalie	-	-	-	-	
		5	KASTRUP Liza	-	-	-	-	
		7	BARBER Nele	-	-	-	-	
		9	ALSMEIER Lina	-	-	-	-	
		11	WESKE Emilia	-	-	-	-	
		14	LOHMANN Elisa	-	-	-	-	
		15	GLAAB Corina	-	-	-	-	
		16	BOCK Linda	-	-	-	-	
		17	WEITZEL Camilla	-	-	-	-	
		18	AMBROSIUS Lea	-	-	-	-	
	19	KELLER Luisa	-	-	-	-		
Team Totals				-	1	-	1	

Non-Scoring Reception	Rk	No.	Name	Excellent	Faults	Serve Receptions	Total Attempts	Succ. %
	1	16	BOCK Linda	4	-	-	4	100.00
	2	14	LOHMANN Elisa	11	-	8	19	57.89
	3	9	ALSMEIER Lina	15	3	9	27	55.56
	4	7	BARBER Nele	13	1	14	28	46.43
		3	WILCZEK Natalie	-	-	-	-	
		5	KASTRUP Liza	-	-	-	-	
		11	WESKE Emilia	-	-	-	-	
		13	IMOUDU Denise	-	-	-	-	
		15	GLAAB Corina	-	-	-	-	
		17	WEITZEL Camilla	-	-	-	-	
		18	AMBROSIUS Lea	-	-	-	-	
	19	KELLER Luisa	-	-	-	-		
Limit								
25.00%	Team Totals			43	4	31	78	55.13



SUN 7 JUL 2019


Start Time 20:00 - End Time 21:58


Match Duration: 1h58


Match Statistics

P3

CHN - China

Scoring Spike	Rk	No.	Name	Spikes	Faults	Shots	Total Attempts	Eff %
	1	3	SUN Wenjing	2	-	1	3	66.67
	2	7	REN Yifei	4	-	4	8	50.00
	3	12	WANG Jingke	8	1	10	19	36.84
	4	5	SU Yi	4	1	4	9	33.33
	5	11	ZHANG Yixin	3	1	3	7	28.57
		1	CHEN Xiaoqi	13	7	20	40	
		2	HE Qi	6	3	14	23	
		8	YU Yinan	5	6	9	20	
		4	JIANG Yiyi	-	-	-	-	
		6	QIAO Lin	-	-	-	-	
	9	HUANG Wenting	-	-	-	-		
	10	CHAI Yiyuan	-	-	-	-		
Limit								
15.00%	Team Totals			45	19	65	129	20.16

Scoring Block	Rk	No.	Name	Kill Blocks	Faults	Rebounds	Total Attempts	Avg. by Set
	1	1	CHEN Xiaoqi	2	-	4	6	0.50
	1	7	REN Yifei	2	-	3	5	0.50
	3	2	HE Qi	1	4	3	8	0.25
	3	12	WANG Jingke	1	-	-	1	0.25
		3	SUN Wenjing	-	3	3	6	
		5	SU Yi	-	2	4	6	
		8	YU Yinan	-	2	2	4	
		4	JIANG Yiyi	-	-	-	-	
		6	QIAO Lin	-	-	-	-	
		9	HUANG Wenting	-	-	-	-	
		10	CHAI Yiyuan	-	-	-	-	
	11	ZHANG Yixin	-	-	-	-		
Team Totals				6	11	19	36	1.50

Scoring Service	Rk	No.	Name	Aces	Faults	Serve Hits	Total Attempts	Avg. by Set
	1	1	CHEN Xiaoqi	2	1	16	19	0.50
	2	5	SU Yi	1	-	13	14	0.25
	2	7	REN Yifei	1	-	8	9	0.25
		3	SUN Wenjing	-	1	14	15	
		2	HE Qi	-	1	10	11	
		8	YU Yinan	-	1	8	9	
		4	JIANG Yiyi	-	1	3	4	
		12	WANG Jingke	-	1	3	4	
		10	CHAI Yiyuan	-	-	1	1	
		6	QIAO Lin	-	-	-	-	
		9	HUANG Wenting	-	-	-	-	
	11	ZHANG Yixin	-	-	-	-		
Team Totals				4	6	76	86	1.00

Team	Opponent Errors & Team Faults	47	-		
-------------	--	-----------	----------	--	--



SUN 7 JUL 2019


Start Time 20:00 - End Time 21:58


Match Duration: 1h58


Match Statistics

P3

CHN - China

Non-Scoring Dig	Rk	No.	Name	Digs	Faults	Receptions	Total Attempts	Avg. by Set
		1	CHEN Xiaoqi	-	-	-	-	
		2	HE Qi	-	-	-	-	
		3	SUN Wenjing	-	-	-	-	
		4	JIANG Yiyi	-	-	-	-	
		5	SU Yi	-	-	-	-	
		6	QIAO Lin	-	-	-	-	
		7	REN Yifei	-	-	-	-	
		8	YU Yinan	-	-	-	-	
		9	HUANG Wenting	-	-	-	-	
		10	CHAI Yiyuan	-	-	-	-	
		11	ZHANG Yixin	-	-	-	-	
		12	WANG Jingke	-	-	-	-	
Team Totals				-	-	-	-	

Non-Scoring Set	Rk	No.	Name	Running Sets	Faults	Still Sets	Total Attempts	Avg. by Set
		4	JIANG Yiyi	-	1	-	1	
		5	SU Yi	-	1	-	1	
		1	CHEN Xiaoqi	-	-	-	-	
		2	HE Qi	-	-	-	-	
		3	SUN Wenjing	-	-	-	-	
		6	QIAO Lin	-	-	-	-	
		7	REN Yifei	-	-	-	-	
		8	YU Yinan	-	-	-	-	
		9	HUANG Wenting	-	-	-	-	
		10	CHAI Yiyuan	-	-	-	-	
		11	ZHANG Yixin	-	-	-	-	
		12	WANG Jingke	-	-	-	-	
Team Totals				-	2	-	2	

Non-Scoring Reception	Rk	No.	Name	Excellent	Faults	Serve Receptions	Total Attempts	Succ. %
	1	8	YU Yinan	2	-	3	5	40.00
	2	2	HE Qi	8	3	15	26	30.77
	3	6	QIAO Lin	8	3	18	29	27.59
	4	1	CHEN Xiaoqi	2	-	6	8	25.00
	5	12	WANG Jingke	2	3	4	9	22.22
		5	SU Yi	-	1	1	2	
		3	SUN Wenjing	-	-	-	-	
		4	JIANG Yiyi	-	-	-	-	
		7	REN Yifei	-	-	-	-	
		9	HUANG Wenting	-	-	-	-	
		10	CHAI Yiyuan	-	-	-	-	
	11	ZHANG Yixin	-	-	-	-		
Limit								
25.00%	Team Totals			22	10	47	79	27.85

LEGEND

Avg. Average

Eff. Efficiency

No. Shirt Number

Rk Rank

Suc Success %



Palascoscioni
Volleyball
Women
Preliminary - Group C
Match 1



FRI 5 JUL 2019

Start List

Start Time 12:00

TPE vs ARG

P1

First Refere PAPADOPOL (ITA)

Second Refere KOVALCHUK (UKR)

TPE - Chinese Taipei

Shirt colour White

No.	Name	Shirt Name	Pos.	Han.	Height	Weight	Highest Reac		Date of Birth	Tournament Totals				
							Spike cm	Block cm		Spik	Bloc	Serv	Total	%
1	LAI Xiang-Chen		L		1.53	53	0	0	19 MAR 1999					
2	CHANG Li-Wen (C)		OS		1.76	63	0	0	27 FEB 1995					
3	TSENG Wan-Ling		MB		1.71	65	0	0	13 MAY 1999					
4	LO Yi-Ching		WS		1.60	58	0	0	16 SEP 1997					
7	HUANG Hsin-Yu		MB		1.79	63	0	0	25 FEB 1998					
8	CHIU Ya-Hui		MB		1.81	69	0	0	4 APR 1998					
9	CHEN Jia-Man		S		1.70	63	0	0	27 JUL 1999					
12	LIAO Yi-Jen		S		1.64	54	0	0	8 JUN 1997					
13	TAI Qin-Yao		OS		1.77	77	0	0	20 SEP 1998					
15	LIN Shu-Ho		WS		1.68	63	0	0	6 FEB 1999					
16	CHEN Tzu-Ya		WS		1.77	63	0	0	26 AUG 1999					
20	LIU Shuang-Ling		WS		1.75	67	0	0	4 APR 2000					

Coac TSUZURABARA Koji

Assista CHENG Ming-Feng / LIU Li-Fang

ARG - Argentina

Shirt colour Blue

No.	Name	Shirt Name	Pos.	Han.	Height	Weight	Highest Reac		Date of Birth	Tournament Totals				
							Spike cm	Block cm		Spik	Bloc	Serv	Total	%
1	COSULICH MARTINEZ Maria		S		1.70	66	0	0	4 MAR 1996					
2	NUNEZ Maria Victoria		MB		1.80	69	0	0	3 AUG 1998					
5	GONZALEZ PEREYRA Arian		MB		1.84	75	0	0	21 SEP 1994					
6	NIEVA Gisela Vanina		OS		1.79	78	0	0	17 AUG 1999					
7	CORBALAN Maria De La Paz		WS		1.76	68	0	0	7 NOV 1998					
8	PICCOLO Sol Ayelen		OS		1.88	78	0	0	11 SEP 1996					
9	REINOSO Rosa Elena		WS		1.77	76	0	0	26 MAR 1999					
10	SORIA Agostina Denisse		WS		1.81	70	0	0	9 OCT 1998					
11	CORREA Florencia Micaela		MB		1.78	71	0	0	5 OCT 1998					
12	VERASIO Irene		WS		1.74	63	0	0	14 JUL 1996					
13	GERMANIER Sabrina Soleda		S		1.74	69	0	0	7 JUN 1999					
14	NIELSON RAMELLA Daniela		L		1.74	64	0	0	19 FEB 1998					

Coac LUO Wenshen / VINCENTE Maria Laura

Assista GONZALEZ Sebastian Omar

LEGEND

% Percentage of total team s (C) Team Captain
LH Left Handed MB Middle blocker
PR Preliminary RH Right Handed

BH Both Handed No. Shirt Number
S Setter

Han Handedness OS Opposite hitter
WS Outside hitter

L Libero
Pos Playing Position





FRI 5 JUL 2019
Start Time 12:01 - End Time 0:00

Results

P2

TPE vs ARG

Team	Sets	1	2	3	4	Total
TPE	3	25	25	19	25	94
ARG	1	15	20	25	15	75
	Playing Time	25min	28min	27min	27min	1h48

First Refere PAPADOPOL (ITA)

Second Refere KOVALCHUK (UKR)

TPE - Chinese Taipei								
No.	Name	Pos	1	2	3	4	5	Pts
1	LAI Xiang-Chen	L	L	L	L	L		
2	CHANG Li-Wen (C)	OS	4	4	4	3		9
3	TSENG Wan-Ling	MB	6	6	6	5		12
4	LO Yi-Ching	WS	2	15	2	1		13
7	HUANG Hsin-Yu	MB	3	3	3	2		8
8	CHIU Ya-Hui	MB				7		
9	CHEN Jia-Man	S		12	12	12		2
12	LIAO Yi-Jen	S	1	1	1	6		3
13	TSAI Qin-Yao	OS		3	7			1
15	LIN Shu-Ho	WS		2	2	2		3
16	CHEN Tzu-Ya	WS	5	5	5	4		8
20	LIU Shuang-Ling	WS			16			

Coach TSUZURABARA Koji
Assistant Coach CHENG Ming-Feng / LIU Li-Fang

ARG - Argentina								
No.	Name	Pos	1	2	3	4	5	Pts
1	COSULICH MARTINEZ Maria	S		8	1	1		1
2	NUNEZ Maria Victoria	MB		5	6	6		4
5	GONZALEZ PEREYRA Arian	MB	6	6				2
6	NIEVA Gisela Vanina	OS		13		1		2
7	CORBALAN Maria De La Paz	WS						
8	PICCOLO Sol Ayelen	OS	4	4	4	4		9
9	REINOSO Rosa Elena	WS	2	2	2	2		7
10	SORIA Agostina Denisse	WS		5	5	5		12
11	CORREA Florencia Micaela	MB	3	3	3	3		7
12	VERASIO Irene	WS	5			9		
13	GERMANIER Sabrina Soleda	S	1	1		8		1
14	NIELSON RAMELLA	L	L	L	L	L		

Coach LUO Wenshen / VINCENTE Maria Laura
Assistant Coach GONZALEZ Sebastian Omar

TEAM AND PLAYER PERFORMANCES

Won	Total Atts	No. Name	Scoring Skills	Won	Total Atts	No. Name
48	130	Total Team	Spike	31	109	Total Team
12	29	4 LO Yi-Ching		9	26	8 PICCOLO Sol Ayelen
10	17	3 TSENG Wan-Ling		9	27	10 SORIA Agostina Denisse
8	30	2 CHANG Li-Wen		4	32	9 REINOSO Rosa Elena
4	47	Total Team	Block	7	48	Total Team
2	8	3 TSENG Wan-Ling		2	5	5 GONZALEZ PEREYRA Ariana
2	9	7 HUANG Hsin-Yu		2	6	9 REINOSO Rosa Elena
7	79	Total Team	Serve	7	65	Total Team
2	12	7 HUANG Hsin-Yu		3	9	10 SORIA Agostina Denisse
2	8	9 CHEN Jia-Man		1	7	2 NUNEZ Maria Victoria
1	11	4 LO Yi-Ching		1	10	11 CORREA Florencia Micaela
34		Total Team	Opp. Error	38		Total Team
93	256	Total Team	Total	83	222	Total Team
13	42	4 LO Yi-Ching	Best Scorer	12	41	10 SORIA Agostina Denisse

LEGEND

(C) Team Captain
nn Substitute where nn = shirt number of outgoing player
MB Middle blocker
OS Opposite hitter
S Setter
n Starting line-up where n= starting position on court
Atts Attempts
No. Shirt Number
Pos Playing Position
WS Outside hitter
L Substitute Libero
L Libero
Opp Opponent
Pts Points scored



FRI 5 JUL 2019

Start Time 12:01 - End Time 0:00

Match Statistics

P3


TPE vs ARG
3 1


Team	Sets	1	2	3	4	Total
TPE	3	25	25	19	25	94
ARG	1	15	20	25	15	75
	Playing Time	25min	28min	27min	27min	1h48


First Referee: PAPADOPOL (ITA)

Second Referee: KOVALCHUK (UKR)

TPE - Chinese Taipei

Scoring Spike	Rk	No.	Name	Spikes	Faults	Shots	Total Attempts	Eff %
	1	3	TSENG Wan-Ling	10	-	7	17	58.82
	2	12	LIAO Yi-Jen	2	-	2	4	50.00
	3	15	LIN Shu-Ho	3	1	3	7	28.57
	4	4	LO Yi-Ching	12	5	12	29	24.14
		2	CHANG Li-Wen	8	5	17	30	
		16	CHEN Tzu-Ya	8	4	17	29	
		7	HUANG Hsin-Yu	4	3	2	9	
		13	TSAI Qin-Yao	1	1	2	4	
		1	LAI Xiang-Chen	-	-	1	1	
		8	CHIU Ya-Hui	-	-	-	-	
		9	CHEN Jia-Man	-	-	-	-	
		20	LIU Shuang-Ling	-	-	-	-	
	Limit		20					
15.00%	Team Totals			48	19	63	130	22.31

Scoring Block	Rk	No.	Name	Kill Blocks	Faults	Rebounds	Total Attempts	Avg. by Set
	1	7	HUANG Hsin-Yu	2	3	4	9	0.50
	1	3	TSENG Wan-Ling	2	1	5	8	0.50
		12	LIAO Yi-Jen	-	2	4	6	
		2	CHANG Li-Wen	-	1	4	5	
		16	CHEN Tzu-Ya	-	2	3	5	
		9	CHEN Jia-Man	-	2	2	4	
		15	LIN Shu-Ho	-	1	3	4	
		13	TSAI Qin-Yao	-	-	3	3	
		4	LO Yi-Ching	-	1	1	2	
		1	LAI Xiang-Chen	-	-	1	1	
		8	CHIU Ya-Hui	-	-	-	-	
		20	LIU Shuang-Ling	-	-	-	-	
		Team Totals			4	13	30	47

Scoring Service	Rk	No.	Name	Aces	Faults	Serve Hits	Total Attempts	Avg. by Set
	1	9	CHEN Jia-Man	2	-	6	8	0.67
	2	7	HUANG Hsin-Yu	2	1	9	12	0.50
	3	12	LIAO Yi-Jen	1	-	11	12	0.25
	3	4	LO Yi-Ching	1	2	8	11	0.25
	3	2	CHANG Li-Wen	1	1	6	8	0.25
		3	TSENG Wan-Ling	-	1	7	8	
		16	CHEN Tzu-Ya	-	-	8	8	
		13	TSAI Qin-Yao	-	1	4	5	
		15	LIN Shu-Ho	-	-	4	4	
		20	LIU Shuang-Ling	-	-	2	2	
		8	CHIU Ya-Hui	-	-	1	1	
		1	LAI Xiang-Chen	-	-	-	-	
		Team Totals			7	6	66	79

Team	Opponent Errors & Team Faults	34	-		
------	-------------------------------	----	---	--	--




FRI 5 JUL 2019


Start Time 12:01 - End Time 0:00


Match Statistics

P3

TPE - Chinese Taipei

Non-Scoring Dig	Rk	No.	Name	Digs	Faults	Receptions	Total Attempts	Avg. by Set
		1	LAI Xiang-Chen	-	-	-	-	
		2	CHANG Li-Wen	-	-	-	-	
		3	TSENG Wan-Ling	-	-	-	-	
		4	LO Yi-Ching	-	-	-	-	
		7	HUANG Hsin-Yu	-	-	-	-	
		8	CHIU Ya-Hui	-	-	-	-	
		9	CHEN Jia-Man	-	-	-	-	
		12	LIAO Yi-Jen	-	-	-	-	
		13	TSAI Qin-Yao	-	-	-	-	
		15	LIN Shu-Ho	-	-	-	-	
		16	CHEN Tzu-Ya	-	-	-	-	
		20	LIU Shuang-Ling	-	-	-	-	
Team Totals				-	-	-	-	

Non-Scoring Set	Rk	No.	Name	Running Sets	Faults	Still Sets	Total Attempts	Avg. by Set
		1	LAI Xiang-Chen	-	-	-	-	
		2	CHANG Li-Wen	-	-	-	-	
		3	TSENG Wan-Ling	-	-	-	-	
		4	LO Yi-Ching	-	-	-	-	
		7	HUANG Hsin-Yu	-	-	-	-	
		8	CHIU Ya-Hui	-	-	-	-	
		9	CHEN Jia-Man	-	-	-	-	
		12	LIAO Yi-Jen	-	-	-	-	
		13	TSAI Qin-Yao	-	-	-	-	
		15	LIN Shu-Ho	-	-	-	-	
		16	CHEN Tzu-Ya	-	-	-	-	
		20	LIU Shuang-Ling	-	-	-	-	
Team Totals				-	-	-	-	

Non-Scoring Reception	Rk	No.	Name	Excellents	Faults	Serve Receptions	Total Attempts	Succ. %
	1	4	LO Yi-Ching	5	-	3	8	62.50
	2	1	LAI Xiang-Chen	14	4	15	33	42.42
	3	16	CHEN Tzu-Ya	3	2	5	10	30.00
	4	15	LIN Shu-Ho	1	-	3	4	25.00
		3	TSENG Wan-Ling	-	-	3	3	
		20	LIU Shuang-Ling	-	1	-	1	
		2	CHANG Li-Wen	-	-	-	-	
		7	HUANG Hsin-Yu	-	-	-	-	
		8	CHIU Ya-Hui	-	-	-	-	
		9	CHEN Jia-Man	-	-	-	-	
		12	LIAO Yi-Jen	-	-	-	-	
		13	TSAI Qin-Yao	-	-	-	-	
	Limit							
25.00%	Team Totals			23	7	29	59	38.98



FRI 5 JUL 2019


Start Time 12:01 - End Time 0:00


Match Statistics

P3

ARG - Argentina

Scoring Spike	Rk	No.	Name	Spikes	Faults	Shots	Total Attempts	Eff %	
	1	11	CORREA Florencia Micaela	4	-	1	5	80.00	
	2	10	SORIA Agostina Denisse	9	3	15	27	22.22	
	3	8	PICCOLO Sol Ayelen	9	4	13	26	19.23	
	4	6	NIEVA Gisela Vanina	2	1	3	6	16.67	
		9	REINOSO Rosa Elena	4	2	26	32		
		2	NUNEZ Maria Victoria	3	2	5	10		
		5	GONZALEZ PEREYRA Ariana	-	1	1	2		
		12	VERASIO Irene	-	-	1	1		
		1	COSULICH MARTINEZ Maria Luz	-	-	-	-		
		7	CORBALAN Maria De La Paz	-	-	-	-		
		13	GERMANIER Sabrina Soledad	-	-	-	-		
		14	NIELSON RAMELLA	-	-	-	-		
	Limit								
	15.00%	Team Totals			31	13	65	109	16.51

Scoring Block	Rk	No.	Name	Kill Blocks	Faults	Rebounds	Total Attempts	Avg. by Set	
	1	5	GONZALEZ PEREYRA Ariana	2	1	2	5	1.00	
	2	11	CORREA Florencia Micaela	2	6	6	14	0.50	
	2	9	REINOSO Rosa Elena	2	-	4	6	0.50	
	4	13	GERMANIER Sabrina Soledad	1	-	-	1	0.33	
		2	NUNEZ Maria Victoria	-	2	5	7		
		8	PICCOLO Sol Ayelen	-	2	4	6		
		10	SORIA Agostina Denisse	-	3	2	5		
		1	COSULICH MARTINEZ Maria Luz	-	1	1	2		
		6	NIEVA Gisela Vanina	-	1	1	2		
		7	CORBALAN Maria De La Paz	-	-	-	-		
		12	VERASIO Irene	-	-	-	-		
		14	NIELSON RAMELLA	-	-	-	-		
	Team Totals				7	16	25	48	1.75

Scoring Service	Rk	No.	Name	Aces	Faults	Serve Hits	Total Attempts	Avg. by Set	
	1	10	SORIA Agostina Denisse	3	-	6	9	1.00	
	2	1	COSULICH MARTINEZ Maria Luz	1	1	12	14	0.33	
	2	2	NUNEZ Maria Victoria	1	-	6	7	0.33	
	4	9	REINOSO Rosa Elena	1	-	10	11	0.25	
	4	11	CORREA Florencia Micaela	1	1	8	10	0.25	
		8	PICCOLO Sol Ayelen	-	1	7	8		
		13	GERMANIER Sabrina Soledad	-	-	4	4		
		5	GONZALEZ PEREYRA Ariana	-	-	2	2		
		6	NIEVA Gisela Vanina	-	-	-	-		
		7	CORBALAN Maria De La Paz	-	-	-	-		
		12	VERASIO Irene	-	-	-	-		
		14	NIELSON RAMELLA	-	-	-	-		
	Team Totals				7	3	55	65	1.75

Team	Opponent Errors & Team Faults			
		38	-	




FRI 5 JUL 2019


Start Time 12:01 - End Time 0:00


Match Statistics

P3

ARG - Argentina

Non-Scoring Dig	Rk	No.	Name	Digs	Faults	Receptions	Total Attempts	Avg. by Set	
		1	COSULICH MARTINEZ Maria Luz	-	-	-	-		
		2	NUNEZ Maria Victoria	-	-	-	-		
		5	GONZALEZ PEREYRA Ariana	-	-	-	-		
		6	NIEVA Gisela Vanina	-	-	-	-		
		7	CORBALAN Maria De La Paz	-	-	-	-		
		8	PICCOLO Sol Ayelen	-	-	-	-		
		9	REINOSO Rosa Elena	-	-	-	-		
		10	SORIA Agostina Denisse	-	-	-	-		
		11	CORREA Florencia Micaela	-	-	-	-		
		12	VERASIO Irene	-	-	-	-		
		13	GERMANIER Sabrina Soledad	-	-	-	-		
		14	NIELSON RAMELLA	-	-	-	-		
	Team Totals				-	-	-	-	

Non-Scoring Set	Rk	No.	Name	Running Sets	Faults	Still Sets	Total Attempts	Avg. by Set	
		1	COSULICH MARTINEZ Maria Luz	-	-	-	-		
		2	NUNEZ Maria Victoria	-	-	-	-		
		5	GONZALEZ PEREYRA Ariana	-	-	-	-		
		6	NIEVA Gisela Vanina	-	-	-	-		
		7	CORBALAN Maria De La Paz	-	-	-	-		
		8	PICCOLO Sol Ayelen	-	-	-	-		
		9	REINOSO Rosa Elena	-	-	-	-		
		10	SORIA Agostina Denisse	-	-	-	-		
		11	CORREA Florencia Micaela	-	-	-	-		
		12	VERASIO Irene	-	-	-	-		
		13	GERMANIER Sabrina Soledad	-	-	-	-		
		14	NIELSON RAMELLA	-	-	-	-		
	Team Totals				-	-	-	-	

Non-Scoring Reception	Rk	No.	Name	Excellents	Faults	Serve Receptions	Total Attempts	Succ. %
	1	14	NIELSON RAMELLA	8	1	7	16	50.00
	2	10	SORIA Agostina Denisse	5	-	13	18	27.78
	3	9	REINOSO Rosa Elena	5	3	17	25	20.00
		2	NUNEZ Maria Victoria	-	-	2	2	
		11	CORREA Florencia Micaela	-	1	1	2	
		12	VERASIO Irene	-	1	1	2	
		1	COSULICH MARTINEZ Maria Luz	-	-	-	-	
		5	GONZALEZ PEREYRA Ariana	-	-	-	-	
		6	NIEVA Gisela Vanina	-	-	-	-	
		7	CORBALAN Maria De La Paz	-	-	-	-	
		8	PICCOLO Sol Ayelen	-	-	-	-	
		13	GERMANIER Sabrina Soledad	-	-	-	-	
	Limit				18	6	41	65
25.00%	Team Totals			18	6	41	65	27.69

LEGEND

Avg. Average

Eff. Efficiency

No. Shirt Number

Rk Rank

Succ Success %



FRI 5 JUL 2019

Start List

Start Time 14:30

CZE vs HUN

P1

First Refere KELLEMBERGER (GER)

Second Refere KOZLOVA (RUS)

CZE - Czech Republic

Shirt colour Blue

No.	Name	Shirt Name	Pos.	Han.	Height	Weight	Highest Reac		Date of Birth	Tournament Totals				
							Spike cm	Block cm		Spik	Bloc	Serv	Total	%
1	BOUSKOVA Sarka		WS		1.80	82	0	0	4 JUL 1995					
3	DIATKOVA Tereza		OS		1.83	70	0	0	13 APR 1997					
4	PESKOVA Veronika		MB		1.64	50	0	0	24 JUL 1994					
5	SVOBODOVA Eva		WS		1.81	81	0	0	6 MAY 1997					
6	SMIDOVA Nicole		S		1.80	63	0	0	20 MAR 1999					
7	NECASOVA Michaela		MB		1.89	87	0	0	19 JUL 1999					
8	SIMANOVA Pavlina (C)		MB		1.85	80	0	0	5 APR 1996					
9	NOVA Lucie		WS		1.85	68	0	0	3 MAY 1996					
12	POSPISILOVA Anna		S		1.79	67	0	0	22 MAR 1999					
13	KVAPILOVA Katerina		MB		1.87	83	0	0	12 MAY 1999					
17	SLAVIKOVA Tereza		L		1.68	64	0	0	5 AUG 1998					
Coac BEDNAR Lubos						Assista FOLTYN Ondrej								

HUN - Hungary

Shirt colour White

No.	Name	Shirt Name	Pos.	Han.	Height	Weight	Highest Reac		Date of Birth	Tournament Totals				
							Spike cm	Block cm		Spik	Bloc	Serv	Total	%
1	VEZSENYI Adrienn		WS		1.72	60	0	0	15 OCT 1999					
2	TOTH Fruzsina		L		1.63	65	0	0	30 DEC 1999					
6	VILLAM Csenge		MB		1.76	74	0	0	23 MAY 1999					
7	ZOLYOMI Rebeka		MB		1.92	70	0	0	6 OCT 1995					
8	TOTH Dalma		WS		1.62	63	0	0	30 DEC 1999					
9	CICIC Marija		S		1.84	66	0	0	10 AUG 1999					
10	KISS Greta		WS		1.82	75	0	0	6 MAY 1998					
12	RICZKO Gabriella		WS		1.78	70	0	0	31 JUL 1999					
13	VILLAM Lilla		OS		1.78	76	0	0	3 JUN 1997					
14	NEMETH Anett		OS		1.86	73	0	0	13 DEC 1999					
16	GYIMES Zsafia		S		1.82	67	0	0	14 AUG 1999					
17	BLEICHER Reka (C)		S		1.87	69	0	0	15 OCT 1999					
Coac LEISZT Mate						Assista BO CZ David								

LEGEND

% Percentage of total team s (C) Team Captain
LH Left Handed MB Middle blocker
PR Preliminary RH Right Handed

BH Both Handed
No. Shirt Number
S Setter

Han Handedness
OS Opposite hitter
WS Outside hitter

L Libero
Pos Playing Position



FRI 5 JUL 2019
Start Time 14:30 - End Time 16:51
Match Duration 2h21

Results
P2

REVISED
FRI 5 JUL 23:07

CZE vs HUN
2 3

Team	Sets	1	2	3	4	5	Total
CZE	2	25	19	28	26	7	105
HUN	3	14	25	30	24	15	108
	Playing Time	23min	27min	33min	30min	13min	2h8

First Referee: KELLEMBERGER (GER)

Second Referee: KOZLOVA (RUS)

CZE - Czech Republic

No.	Name	Pos.	1	2	3	4	5	Pts
1	BOUSKOVA Sarka	WS		9	3	3	3	8
3	DIATKOVA Tereza	OS	2	2	2	9	9	10
4	PESKOVA Veronika	MB		5	5	5	1	
5	SVOBODOVA Eva	WS	6	6	6	6	6	17
6	SMIDOVA Nicole	S						
7	NECASOVA Michaela	MB	1	1	1	1	1	9
8	SIMANOVA Pavlina (C)	MB	4	4	4	4	4	18
9	NOVA Lucie	WS	3	3	3	2	2	8
12	POSPISILOVA Anna	S	5	5	5	5	5	7
13	KVAPILOVA Katerina	MB						
17	SLAVIKOVA Tereza	L	L	L	L	L	L	

HUN - Hungary

No.	Name	Pos.	1	2	3	4	5	Pts
1	VEZSENYI Adrienn	WS	1					1
2	TOTH Fruzsina	L	L	L	L	L	L	
6	VILLAM Csenge	MB						
7	ZOLYOMI Rebeka	MB	2	2	2	2	2	16
8	TOTH Dalma	WS			13	13		
9	CICIC Marija	S					17	3
10	KISS Greta	WS	4	4	4	4	4	11
12	RICZKO Gabriella	WS	7	7	7	7		
13	VILLAM Lilla	OS	1	1	1	1	1	17
14	NEMETH Anett	OS	3	3	3	3	3	29
16	GYIMES Zsafia	MB	5	5	5	5	5	14
17	BLEICHER Reka (C)	S	6	6	6	6	6	4

Coach

Assistant Coach FOLTYN Ondrej

Coach

Assistant Coach BOCZ David

TEAM AND PLAYER PERFORMANCES

Won	Total Atts	No. Name	Scoring Skills	Won	Total Atts	No. Name
58	158	Total Team	Spike	75	175	Total Team
13	40	5 SVOBODOVA Eva		26	55	14 NEMETH Anett
12	28	8 SIMANOVA Pavlina		15	35	13 VILLAM Lilla
9	25	3 DIATKOVA Tereza		11	18	7 ZOLYOMI Rebeka
13	50	Total Team	Block	15	52	Total Team
4	17	8 SIMANOVA Pavlina		5	15	7 ZOLYOMI Rebeka
2	8	12 POSPISILOVA Anna		3	13	16 GYIMES Zsafia
2	5	5 SVOBODOVA Eva		2	6	13 VILLAM Lilla
6	105	Total Team	Serve	5	108	Total Team
2	19	8 SIMANOVA Pavlina		2	16	17 BLEICHER Reka
2	17	5 SVOBODOVA Eva		2	20	16 GYIMES Zsafia
1	18	9 NOVA Lucie		1	21	14 NEMETH Anett
61		Total Team	Opp. Error	62		Total Team
138	313	Total Team	Total	157	335	Total Team
18	64	8 SIMANOVA Pavlina	Best Scorer	29	81	14 NEMETH Anett

LEGEND

- (C) Team Captain
- nn Substitute where nn = shirt number of outgoing player
- MB Middle blocker
- OS Opposite hitter
- S Setter
- n Starting line-up where n= starting position on court
- Atts Attempts
- No. Shirt Number
- Pos Playing Position
- WS Outside hitter
- L Substitute Libero
- L Libero
- Opp. Opponent
- Pts Points scored



FRI 5 JUL 2019

Start Time 14:30 - End Time 16:51

Match Duration: 2h21

Match Statistics

P3

CZE vs HUN


2 3


Team	Sets	1	2	3	4	5	Total
CZE	2	25	19	28	26	7	105
HUN	3	14	25	30	24	15	108
Playing Time		23min	27min	33min	30min	13min	2h8


First Refere KELLEMBERGER (GER)

Second Refere KOZLOVA (RUS)

CZE - Czech Republic

Scoring Spike	Rk	No.	Name	Spikes	Faults	Shots	Total Attempts	Eff %	
	1	12	POSPISILOVA Anna	4	-	1	5	80.00	
	2	7	NECASOVA Michaela	7	2	2	11	45.45	
	3	8	SIMANOVA Pavlina	12	1	15	28	39.29	
		5	SVOBODOVA Eva	13	9	18	40		
		3	DIATKOVA Tereza	9	3	13	25		
		1	BOUSKOVA Sarka	7	3	11	21		
		9	NOVA Lucie	6	3	19	28		
		4	PESKOVA Veronika	-	-	-	-		
		6	SMIDOVA Nicole	-	-	-	-		
		13	KVAPILOVA Katerina	-	-	-	-		
		17	SLAVIKOVA Tereza	-	-	-	-		
	Limit								
	15.00%	Team Totals			58	21	79	158	

Scoring Block	Rk	No.	Name	Kill Blocks	Faults	Rebounds	Total Attempts	Avg. by Set	
	1	8	SIMANOVA Pavlina	4	9	4	17	0.80	
	2	7	NECASOVA Michaela	2	7	-	9	0.40	
	2	12	POSPISILOVA Anna	2	-	6	8	0.40	
	2	5	SVOBODOVA Eva	2	1	2	5	0.40	
	5	1	BOUSKOVA Sarka	1	3	-	4	0.25	
	6	3	DIATKOVA Tereza	1	-	3	4	0.20	
	6	9	NOVA Lucie	1	1	1	3	0.20	
		4	PESKOVA Veronika	-	-	-	-		
		6	SMIDOVA Nicole	-	-	-	-		
		13	KVAPILOVA Katerina	-	-	-	-		
		17	SLAVIKOVA Tereza	-	-	-	-		
	Team Totals				13	21	16	50	2.60

Scoring Service	Rk	No.	Name	Aces	Faults	Serve Hits	Total Attempts	Avg. by Set	
	1	8	SIMANOVA Pavlina	2	1	16	19	0.40	
	1	5	SVOBODOVA Eva	2	1	14	17	0.40	
	3	9	NOVA Lucie	1	-	17	18	0.20	
	3	12	POSPISILOVA Anna	1	2	11	14	0.20	
		7	NECASOVA Michaela	-	-	16	16		
		1	BOUSKOVA Sarka	-	2	12	14		
		3	DIATKOVA Tereza	-	1	6	7		
		4	PESKOVA Veronika	-	-	-	-		
		6	SMIDOVA Nicole	-	-	-	-		
		13	KVAPILOVA Katerina	-	-	-	-		
		17	SLAVIKOVA Tereza	-	-	-	-		
	Team Totals				6	7	92	105	1.20

Team	Opponent Errors & Team Faults	61	-		
------	-------------------------------	----	---	--	--



FRI 5 JUL 2019

Start Time 14:30 - End Time 16:51

Match Duration: 2h21


Match Statistics

P3

CZE - Czech Republic

Non-Scoring Dig	Rk	No.	Name	Digs	Faults	Receptions	Total Attempts	Avg. by Set	
	1	17	SLAVIKOVA Tereza	8	5	18	31	8.00	
	2	5	SVOBODOVA Eva	2	2	4	8	0.40	
	3	1	BOUSKOVA Sarka	1	2	7	10	0.25	
	4	7	NECASOVA Michaela	1	2	6	9	0.20	
	4	9	NOVA Lucie	1	3	5	9	0.20	
	4	3	DIATKOVA Tereza	1	3	-	4	0.20	
		12	POSPISILOVA Anna	-	4	10	14		
		8	SIMANOVA Pavlina	-	2	3	5		
		4	PESKOVA Veronika	-	-	1	1		
		6	SMIDOVA Nicole	-	-	-	-		
		13	KVAPILOVA Katerina	-	-	-	-		
	Team Totals				14	23	54	91	2.80

Non-Scoring Set	Rk	No.	Name	Running Sets	Faults	Still Sets	Total Attempts	Avg. by Set	
	1	12	POSPISILOVA Anna	55	-	66	121	11.00	
	2	17	SLAVIKOVA Tereza	2	-	6	8	2.00	
	3	7	NECASOVA Michaela	2	-	3	5	0.40	
		5	SVOBODOVA Eva	-	-	3	3		
		3	DIATKOVA Tereza	-	-	2	2		
		1	BOUSKOVA Sarka	-	-	1	1		
		4	PESKOVA Veronika	-	-	1	1		
		8	SIMANOVA Pavlina	-	-	1	1		
		9	NOVA Lucie	-	-	1	1		
		6	SMIDOVA Nicole	-	-	-	-		
		13	KVAPILOVA Katerina	-	-	-	-		
	Team Totals				59	-	84	143	11.80

Non-Scoring Reception	Rk	No.	Name	Excellents	Faults	Serve Receptions	Total Attempts	Succ. %	
	1	7	NECASOVA Michaela	1	-	1	2	50.00	
	2	17	SLAVIKOVA Tereza	10	-	15	25	40.00	
	3	5	SVOBODOVA Eva	13	2	22	37	35.14	
	4	4	PESKOVA Veronika	1	-	2	3	33.33	
	5	9	NOVA Lucie	1	1	2	4	25.00	
		1	BOUSKOVA Sarka	6	2	17	25		
		8	SIMANOVA Pavlina	-	-	1	1		
		3	DIATKOVA Tereza	-	-	-	-		
		6	SMIDOVA Nicole	-	-	-	-		
		12	POSPISILOVA Anna	-	-	-	-		
		13	KVAPILOVA Katerina	-	-	-	-		
	Limit								
	25.00%				32	5	60	97	32.99



FRI 5 JUL 2019


Start Time 14:30 - End Time 16:51


Match Duration: 2h21


Match Statistics

P3

HUN - Hungary

Scoring Spike	Rk	No.	Name	Spikes	Faults	Shots	Total Attempts	Eff %
	1	9	CICIC Marija	2	-	-	2	100.00
	2	7	ZOLYOMI Rebeka	11	-	7	18	61.11
	3	14	NEMETH Anett	26	9	20	55	30.91
	4	16	GYIMES Zsofia	9	4	6	19	26.32
		13	VILLAM Lilla	15	8	12	35	
		10	KISS Greta	10	7	17	34	
		1	VEZSENYI Adrienn	1	1	6	8	
		17	BLEICHER Reka	1	-	3	4	
		2	TOTH Fruzsina	-	-	-	-	
		6	VILLAM Csenge	-	-	-	-	
		8	TOTH Dalma	-	-	-	-	
		12	RICZKO Gabriella	-	-	-	-	
Limit								
15.00%	Team Totals			75	29	71	175	26.29

Scoring Block	Rk	No.	Name	Kill Blocks	Faults	Rebounds	Total Attempts	Avg. by Set
	1	7	ZOLYOMI Rebeka	5	4	6	15	1.00
	1	9	CICIC Marija	1	-	-	1	1.00
	3	16	GYIMES Zsofia	3	5	5	13	0.60
	4	13	VILLAM Lilla	2	1	3	6	0.40
	4	14	NEMETH Anett	2	1	2	5	0.40
	6	10	KISS Greta	1	2	4	7	0.20
	6	17	BLEICHER Reka	1	1	3	5	0.20
		1	VEZSENYI Adrienn	-	-	-	-	
		2	TOTH Fruzsina	-	-	-	-	
		6	VILLAM Csenge	-	-	-	-	
		8	TOTH Dalma	-	-	-	-	
		12	RICZKO Gabriella	-	-	-	-	
Team Totals				15	14	23	52	3.00

Scoring Service	Rk	No.	Name	Aces	Faults	Serve Hits	Total Attempts	Avg. by Set
	1	16	GYIMES Zsofia	2	4	14	20	0.40
	1	17	BLEICHER Reka	2	1	13	16	0.40
	3	14	NEMETH Anett	1	3	17	21	0.20
		10	KISS Greta	-	1	18	19	
		13	VILLAM Lilla	-	1	14	15	
		7	ZOLYOMI Rebeka	-	1	10	11	
		12	RICZKO Gabriella	-	-	6	6	
		1	VEZSENYI Adrienn	-	-	-	-	
		2	TOTH Fruzsina	-	-	-	-	
		6	VILLAM Csenge	-	-	-	-	
		8	TOTH Dalma	-	-	-	-	
		9	CICIC Marija	-	-	-	-	
Team Totals				5	11	92	108	1.00

Team	Opponent Errors & Team Faults			
		62	-	



FRI 5 JUL 2019


Start Time 14:30 - End Time 16:51


Match Duration: 2h21


Match Statistics

P3

HUN - Hungary

Non-Scoring Dig	Rk	No.	Name	Digs	Faults	Receptions	Total Attempts	Avg. by Set
	1	2	TOTH Fruzsina	6	1	23	30	6.00
	2	14	NEMETH Anett	3	3	5	11	0.60
	3	10	KISS Greta	2	1	5	8	0.40
	3	16	GYIMES Zsafia	2	2	4	8	0.40
		17	BLEICHER Reka	-	5	9	14	
		13	VILLAM Lilla	-	2	9	11	
		7	ZOLYOMI Rebeka	-	-	4	4	
		12	RICZKO Gabriella	-	-	2	2	
		1	VEZSENYI Adrienn	-	-	-	-	
		6	VILLAM Csenge	-	-	-	-	
		8	TOTH Dalma	-	-	-	-	
		9	CICIC Marija	-	-	-	-	
	Team Totals				13	14	61	88

Non-Scoring Set	Rk	No.	Name	Running Sets	Faults	Still Sets	Total Attempts	Avg. by Set
	1	17	BLEICHER Reka	46	-	65	111	9.20
	2	2	TOTH Fruzsina	2	-	8	10	2.00
		9	CICIC Marija	-	-	4	4	
		10	KISS Greta	-	-	3	3	
		16	GYIMES Zsafia	-	-	3	3	
		7	ZOLYOMI Rebeka	-	-	2	2	
		14	NEMETH Anett	-	-	2	2	
		1	VEZSENYI Adrienn	-	-	1	1	
		6	VILLAM Csenge	-	-	-	-	
		8	TOTH Dalma	-	-	-	-	
		12	RICZKO Gabriella	-	-	-	-	
		13	VILLAM Lilla	-	-	-	-	
	Team Totals				48	-	88	136

Non-Scoring Reception	Rk	No.	Name	Excellents	Faults	Serve Receptions	Total Attempts	Succ. %
	1	8	TOTH Dalma	2	-	-	2	100.00
	2	2	TOTH Fruzsina	11	2	15	28	39.29
	3	1	VEZSENYI Adrienn	1	1	1	3	33.33
	4	10	KISS Greta	12	2	25	39	30.77
	5	13	VILLAM Lilla	7	1	16	24	29.17
		7	ZOLYOMI Rebeka	-	-	1	1	
		16	GYIMES Zsafia	-	-	1	1	
		6	VILLAM Csenge	-	-	-	-	
		9	CICIC Marija	-	-	-	-	
		12	RICZKO Gabriella	-	-	-	-	
		14	NEMETH Anett	-	-	-	-	
		17	BLEICHER Reka	-	-	-	-	
	Limit							
25.00%				33	6	59	98	33.67

LEGEND

Avg. Average

Eff. Efficiency

No. Shirt Number

Rk Rank

Suc Success %



SAT 6 JUL 2019
Start Time 12:00

Start List

ARG vs HUN

P1

ARG - Argentina

No.	Name	Shirt Name	Pos.	Han.	Height	Weight	Highest Reac		Date of Birth	Tournament Totals				
							Spike cm	Block cm		Spik	Bloc	Serv	Total	%
1	COSULICH MARTINEZ Maria		S		1.70	66	0	0	4 MAR 1996	0	0	1	1	3.13
2	NUNEZ Maria Victoria		MB		1.80	69	0	0	3 AUG 1998	3	0	1	4	12.50
5	GONZALEZ PEREYRA Arian		MB		1.84	75	0	0	21 SEP 1994	0	2	0	2	6.25
6	NIEVA Gisela Vanina		OS		1.79	78	0	0	17 AUG 199	2	0	0	2	6.25
7	CORBALAN Maria De La Paz		WS		1.76	68	0	0	7 NOV 1998	0	0	0	0	0
8	PICCOLO Sol Ayelen		OS		1.88	78	0	0	11 SEP 1996	9	0	0	9	28.13
9	REINOSO Rosa Elena		WS		1.77	76	0	0	26 MAR 199	4	2	1	7	21.88
10	SORIA Agostina Denisse		WS		1.81	70	0	0	9 OCT 1998	9	0	3	12	37.50
11	CORREA Florencia Micaela		MB		1.78	71	0	0	5 OCT 1998	4	2	1	7	21.88
12	VERASIO Irene		WS		1.74	63	0	0	14 JUL 1996	0	0	0	0	0
13	GERMANIER Sabrina Soleda		S		1.74	69	0	0	7 JUN 1999	0	1	0	1	3.13
14	NIELSON RAMELLA Daniela		L		1.74	64	0	0	19 FEB 1998	0	0	0	0	0
Coac VINCENTE Maria Laura			Assista GONZALEZ Sebastian Omar											

Phase	Opponent	Sets	Points per Set
Preliminary - Group	TPE	1 - 3	6 - 10, 20 - 25, 25 - 18, 15 - 25

HUN - Hungary

No.	Name	Shirt Name	Pos.	Han.	Height	Weight	Highest Reac		Date of Birth	Tournament Totals				
							Spike cm	Block cm		Spik	Bloc	Serv	Total	%
1	VEZSENYI Adrienn		WS		1.72	60	0	0	15 OCT 199	1	0	0	1	2.13
2	TOTH Fruzsina		L		1.63	65	0	0	30 DEC 199	0	0	0	0	0
6	VILLAM Csenge		MB		1.76	74	0	0	23 MAY 199	0	0	0	0	0
7	ZOLYOMI Rebeka		MB		1.92	70	0	0	6 OCT 1995	11	5	0	16	34.04
8	TOTH Dalma		WS		1.62	63	0	0	30 DEC 199	0	0	0	0	0
9	CICIC Marija		S		1.84	66	0	0	10 AUG 199	2	1	0	3	6.38
10	KISS Greta		WS		1.82	75	0	0	6 MAY 1998	10	1	0	11	23.40
12	RICZKO Gabriella		WS		1.78	70	0	0	31 JUL 1999	0	0	0	0	0
13	VILLAM Lilla		OS		1.78	76	0	0	3 JUN 1997	15	2	0	17	36.17
14	NEMETH Anett		OS		1.86	73	0	0	13 DEC 199	26	2	1	29	61.70
16	GYIMES Zsafia		MB		1.82	67	0	0	14 AUG 199	9	3	2	14	29.79
17	BLEICHER Reka (C)		S		1.87	69	0	0	15 OCT 199	1	1	2	4	8.51
Coac LEISZT Mate			Assista BOCZ David											

Phase	Opponent	Sets	Points per Set
Preliminary - Group	CZE	3 - 2	14 - 25, 25 - 19, 30 - 28, 24 - 26.

LEGEND

%	Percentage of total team s	(C)	Team Captain	BH	Both Handed	Han	Handedness	L	Libero
LH	Left Handed	MB	Middle blocker	No.	Shirt Number	OS	Opposite hitter	Pos	Playing Position
PR	Preliminary	RH	Right Handed	S	Setter	WS	Outside hitter		



SAT 6 JUL 2019
Start Time 12:00 - End Time 13:23
Match Duration 1h23

Results
P2

ARG vs HUN
0 3

Team	Sets	1	2	3	Total
ARG	0	20	22	19	61
HUN	3	25	25	25	75
	Playing Time	25min	26min	24min	1h16

First Refere KITAMURA (JPN)

Second Refere WANG JUN (CHN)

ARG - Argentina								
No.	Name	Pos	1	2	3	4	5	Pts
1	COSULICH MARTINEZ Maria	S	8					
2	NUNEZ Maria Victoria	MB	5	6	6			4
5	GONZALEZ PEREYRA Arian	MB	6					
6	NIEVA Gisela Vanina	OS						
7	CORBALAN Maria De La Paz	WS	13	10	2			3
8	PICCOLO Sol Ayelen	OS	4	4	4			12
9	REINOSO Rosa Elena	WS	5		12			3
10	SORIA Agostina Denisse	WS	2	2				2
11	CORREA Florencia Micaela	MB	3	3	3			8
12	VERASIO Irene	WS	9	5	5			9
13	GERMANIER Sabrina Soleda	S	1	1	1			3
14	NIELSON RAMELLA	L	L	L	L			

HUN - Hungary								
No.	Name	Pos	1	2	3	4	5	Pts
1	VEZSENYI Adrienn	WS	17					
2	TOTH Fruzsina	L	L	L	L			
6	VILLAM Csenge	MB			7			1
7	ZOLYOMI Rebeka	MB	2	2	2			4
8	TOTH Dalma	WS						
9	CICIC Marija	S	14					
10	KISS Greta	WS	4	4	4			5
12	RICZKO Gabriella	WS		7				
13	VILLAM Lilla	OS	1	1	1			9
14	NEMETH Anett	OS	3	3	3			24
16	GYIMES Zsofia	MB	5	5	5			7
17	BLEICHER Reka (C)	S	6	6	6			2

Coach VINCENTE Maria Laura
Assistant Coach GONZALEZ Sebastian Omar

Coach LEISZT Mate
Assistant Coach BOCZ David

TEAM AND PLAYER PERFORMANCES

Won	Total Atts	No. Name	Scoring Skills	Won	Total Atts	No. Name
33	90	Total Team	Spike	37	96	Total Team
10	25	8 PICCOLO Sol Ayelen		19	35	14 NEMETH Anett
8	17	12 VERASIO Irene		6	10	16 GYIMES Zsofia
5	7	11 CORREA Florencia Micaela		5	18	13 VILLAM Lilla
5	31	Total Team	Block	5	34	Total Team
1	6	11 CORREA Florencia Micaela		2	6	13 VILLAM Lilla
1	2	10 SORIA Agostina Denisse		1	15	16 GYIMES Zsofia
1	4	7 CORBALAN Maria De La Paz		1	1	6 VILLAM Csenge
6	62	Total Team	Serve	10	74	Total Team
2	11	8 PICCOLO Sol Ayelen		5	21	14 NEMETH Anett
2	11	11 CORREA Florencia Micaela		2	12	17 BLEICHER Reka
1	8	13 GERMANIER Sabrina Soledad		2	11	13 VILLAM Lilla
42		Total Team	Opp. Error	56		Total Team
86	183	Total Team	Total	108	204	Total Team
12	39	8 PICCOLO Sol Ayelen	Best Scorer	24	56	14 NEMETH Anett

LEGEND

(C) Team Captain
nn Substitute where nn = shirt number of outgoing player
MB Middle blocker
OS Opposite hitter
S Setter
n Starting line-up where n= starting position on court
Atts Attempts
No. Shirt Number
Pos Playing Position
WS Outside hitter
L Substitute Libero
L Libero
Opp Opponent
Pts Points scored



SAT 6 JUL 2019

Start Time 12:00 - End Time 13:23

Match Duration: 1h23

Match Statistics

P3

ARG vs HUN
0 3


Team	Sets	1	2	3	Total
ARG	0	20	22	19	61
HUN	3	25	25	25	75
	Playing Time	25min	26min	24min	1h16


First Refere KITAMURA (JPN)

Second Refere WANG JUN (CHN)

ARG - Argentina

Scoring Spike	Rk	No.	Name	Spikes	Faults	Shots	Total Attempts	Eff %	
	1	11	CORREA Florencia Micaela	5	-	2	7	71.43	
	2	13	GERMANIER Sabrina Soledad	1	-	1	2	50.00	
	3	8	PICCOLO Sol Ayelen	10	4	11	25	24.00	
	4	12	VERASIO Irene	8	5	4	17	17.65	
		9	REINOSO Rosa Elena	3	2	6	11		
		2	NUNEZ Maria Victoria	3	2	3	8		
		7	CORBALAN Maria De La Paz	2	3	5	10		
		10	SORIA Agostina Denisse	1	1	5	7		
		5	GONZALEZ PEREYRA Ariana	-	1	2	3		
		1	COSULICH MARTINEZ Maria Luz	-	-	-	-		
		6	NIEVA Gisela Vanina	-	-	-	-		
		14	NIELSON RAMELLA	-	-	-	-		
	Limit								
	15.00%								
Team Totals				33	18	39	90	16.67	

Scoring Block	Rk	No.	Name	Kill Blocks	Faults	Rebounds	Total Attempts	Avg. by Set	
	1	10	SORIA Agostina Denisse	1	-	1	2	0.50	
	2	11	CORREA Florencia Micaela	1	2	3	6	0.33	
	2	13	GERMANIER Sabrina Soledad	1	1	3	5	0.33	
	2	2	NUNEZ Maria Victoria	1	2	1	4	0.33	
	2	7	CORBALAN Maria De La Paz	1	1	2	4	0.33	
		12	VERASIO Irene	-	1	3	4		
		8	PICCOLO Sol Ayelen	-	1	2	3		
		5	GONZALEZ PEREYRA Ariana	-	2	-	2		
		9	REINOSO Rosa Elena	-	-	1	1		
		1	COSULICH MARTINEZ Maria Luz	-	-	-	-		
		6	NIEVA Gisela Vanina	-	-	-	-		
		14	NIELSON RAMELLA	-	-	-	-		
	Team Totals				5	10	16	31	1.67

Scoring Service	Rk	No.	Name	Aces	Faults	Serve Hits	Total Attempts	Avg. by Set	
	1	8	PICCOLO Sol Ayelen	2	1	8	11	0.67	
	1	11	CORREA Florencia Micaela	2	2	7	11	0.67	
	3	12	VERASIO Irene	1	-	10	11	0.33	
	3	13	GERMANIER Sabrina Soledad	1	1	6	8	0.33	
		10	SORIA Agostina Denisse	-	-	6	6		
		2	NUNEZ Maria Victoria	-	1	4	5		
		7	CORBALAN Maria De La Paz	-	1	3	4		
		9	REINOSO Rosa Elena	-	-	4	4		
		5	GONZALEZ PEREYRA Ariana	-	-	2	2		
		1	COSULICH MARTINEZ Maria Luz	-	-	-	-		
		6	NIEVA Gisela Vanina	-	-	-	-		
		14	NIELSON RAMELLA	-	-	-	-		
	Team Totals				6	6	50	62	2.00

Team	Opponent Errors & Team Faults	42	-		



SAT 6 JUL 2019

Start Time 12:00 - End Time 13:23


Match Duration: 1h23


Match Statistics

P3

ARG - Argentina

Non-Scoring Dig	Rk	No.	Name	Digs	Faults	Receptions	Total Attempts	Avg. by Set
		14	NIELSON RAMELLA	-	9	7	16	
		8	PICCOLO Sol Ayelen	-	1	4	5	
		12	VERASIO Irene	-	1	4	5	
		2	NUNEZ Maria Victoria	-	1	3	4	
		10	SORIA Agostina Denisse	-	3	1	4	
		13	GERMANIER Sabrina Soledad	-	2	2	4	
		7	CORBALAN Maria De La Paz	-	-	2	2	
		9	REINOSO Rosa Elena	-	-	2	2	
		1	COSULICH MARTINEZ Maria Luz	-	-	1	1	
		11	CORREA Florencia Micaela	-	-	1	1	
		5	GONZALEZ PEREYRA Ariana	-	-	-	-	
		6	NIEVA Gisela Vanina	-	-	-	-	
Team Totals				-	17	27	44	

Non-Scoring Set	Rk	No.	Name	Running Sets	Faults	Still Sets	Total Attempts	Avg. by Set
	1	13	GERMANIER Sabrina Soledad	6	-	28	34	2.00
	2	1	COSULICH MARTINEZ Maria Luz	1	-	2	3	1.00
		14	NIELSON RAMELLA	-	-	3	3	
		8	PICCOLO Sol Ayelen	-	-	1	1	
		2	NUNEZ Maria Victoria	-	-	-	-	
		5	GONZALEZ PEREYRA Ariana	-	-	-	-	
		6	NIEVA Gisela Vanina	-	-	-	-	
		7	CORBALAN Maria De La Paz	-	-	-	-	
		9	REINOSO Rosa Elena	-	-	-	-	
		10	SORIA Agostina Denisse	-	-	-	-	
		11	CORREA Florencia Micaela	-	-	-	-	
		12	VERASIO Irene	-	-	-	-	
Team Totals				7	-	34	41	2.33

Non-Scoring Reception	Rk	No.	Name	Excellent	Faults	Serve Receptions	Total Attempts	Succ. %
	1	14	NIELSON RAMELLA	4	-	9	13	30.77
		12	VERASIO Irene	3	4	17	24	
		10	SORIA Agostina Denisse	3	2	13	18	
		7	CORBALAN Maria De La Paz	-	1	5	6	
		9	REINOSO Rosa Elena	-	3	3	6	
		1	COSULICH MARTINEZ Maria Luz	-	-	-	-	
		2	NUNEZ Maria Victoria	-	-	-	-	
		5	GONZALEZ PEREYRA Ariana	-	-	-	-	
		6	NIEVA Gisela Vanina	-	-	-	-	
		8	PICCOLO Sol Ayelen	-	-	-	-	
		11	CORREA Florencia Micaela	-	-	-	-	
		13	GERMANIER Sabrina Soledad	-	-	-	-	
	Limit				10	10	47	67
25.00%	Team Totals			10	10	47	67	



SAT 6 JUL 2019


Start Time 12:00 - End Time 13:23


Match Duration: 1h23


Match Statistics

P3

HUN - Hungary

Scoring Spike	Rk	No.	Name	Spikes	Faults	Shots	Total Attempts	Eff %	
	1	16	GYIMES Zsofia	6	1	3	10	50.00	
	2	14	NEMETH Anett	19	3	13	35	45.71	
		13	VILLAM Lilla	5	4	9	18		
		10	KISS Greta	4	4	9	17		
		7	ZOLYOMI Rebeka	3	2	4	9		
		17	BLEICHER Reka	-	-	4	4		
		1	VEZSENYI Adrienn	-	-	1	1		
		6	VILLAM Csenge	-	-	1	1		
		12	RICZKO Gabriella	-	-	1	1		
		2	TOTH Fruzsina	-	-	-	-		
		8	TOTH Dalma	-	-	-	-		
		9	CICIC Marija	-	-	-	-		
	Limit								
	15.00%	Team Totals			37	14	45	96	23.96

Scoring Block	Rk	No.	Name	Kill Blocks	Faults	Rebounds	Total Attempts	Avg. by Set	
	1	6	VILLAM Csenge	1	-	-	1	1.00	
	2	13	VILLAM Lilla	2	1	3	6	0.67	
	3	16	GYIMES Zsofia	1	6	8	15	0.33	
	3	7	ZOLYOMI Rebeka	1	1	1	3	0.33	
		17	BLEICHER Reka	-	4	2	6		
		10	KISS Greta	-	3	-	3		
		1	VEZSENYI Adrienn	-	-	-	-		
		2	TOTH Fruzsina	-	-	-	-		
		8	TOTH Dalma	-	-	-	-		
		9	CICIC Marija	-	-	-	-		
		12	RICZKO Gabriella	-	-	-	-		
		14	NEMETH Anett	-	-	-	-		
	Team Totals				5	15	14	34	1.67

Scoring Service	Rk	No.	Name	Aces	Faults	Serve Hits	Total Attempts	Avg. by Set	
	1	14	NEMETH Anett	5	1	15	21	1.67	
	2	17	BLEICHER Reka	2	2	8	12	0.67	
	2	13	VILLAM Lilla	2	1	8	11	0.67	
	4	10	KISS Greta	1	-	13	14	0.33	
		16	GYIMES Zsofia	-	1	8	9		
		7	ZOLYOMI Rebeka	-	-	5	5		
		6	VILLAM Csenge	-	1	-	1		
		12	RICZKO Gabriella	-	-	1	1		
		1	VEZSENYI Adrienn	-	-	-	-		
		2	TOTH Fruzsina	-	-	-	-		
		8	TOTH Dalma	-	-	-	-		
		9	CICIC Marija	-	-	-	-		
	Team Totals				10	6	58	74	3.33

Team	Opponent Errors & Team Faults	56	-		
-------------	--	-----------	----------	--	--



SAT 6 JUL 2019


Start Time 12:00 - End Time 13:23


Match Duration: 1h23


Match Statistics

P3

HUN - Hungary

Non-Scoring Dig	Rk	No.	Name	Digs	Faults	Receptions	Total Attempts	Avg. by Set	
		2	TOTH Fruzsina	-	1	11	12		
		14	NEMETH Anett	-	-	8	8		
		13	VILLAM Lilla	-	1	6	7		
		10	KISS Greta	-	1	5	6		
		17	BLEICHER Reka	-	-	2	2		
		7	ZOLYOMI Rebeka	-	1	-	1		
		1	VEZSENYI Adrienn	-	-	-	-		
		6	VILLAM Csenge	-	-	-	-		
		8	TOTH Dalma	-	-	-	-		
		9	CICIC Marija	-	-	-	-		
		12	RICZKO Gabriella	-	-	-	-		
		16	GYIMES Zsafia	-	-	-	-		
	Team Totals				-	4	32	36	

Non-Scoring Set	Rk	No.	Name	Running Sets	Faults	Still Sets	Total Attempts	Avg. by Set	
	1	17	BLEICHER Reka	5	-	25	30	1.67	
		9	CICIC Marija	-	1	2	3		
		2	TOTH Fruzsina	-	-	2	2		
		10	KISS Greta	-	-	1	1		
		13	VILLAM Lilla	-	1	-	1		
		1	VEZSENYI Adrienn	-	-	-	-		
		6	VILLAM Csenge	-	-	-	-		
		7	ZOLYOMI Rebeka	-	-	-	-		
		8	TOTH Dalma	-	-	-	-		
		12	RICZKO Gabriella	-	-	-	-		
		14	NEMETH Anett	-	-	-	-		
		16	GYIMES Zsafia	-	-	-	-		
	Team Totals				5	2	30	37	1.67

Non-Scoring Reception	Rk	No.	Name	Excellent	Faults	Serve Receptions	Total Attempts	Succ. %	
	1	2	TOTH Fruzsina	4	1	11	16	25.00	
		13	VILLAM Lilla	2	3	15	20		
		10	KISS Greta	-	1	16	17		
		16	GYIMES Zsafia	-	1	1	2		
		14	NEMETH Anett	-	-	1	1		
		1	VEZSENYI Adrienn	-	-	-	-		
		6	VILLAM Csenge	-	-	-	-		
		7	ZOLYOMI Rebeka	-	-	-	-		
		8	TOTH Dalma	-	-	-	-		
		9	CICIC Marija	-	-	-	-		
		12	RICZKO Gabriella	-	-	-	-		
		17	BLEICHER Reka	-	-	-	-		
	Limit								
	25.00%	Team Totals			6	6	44	56	

LEGEND

Avg. Average

Eff. Efficiency

No. Shirt Number

Rk Rank

Suc Success %



SAT 6 JUL 2019
Start Time 14:30

Start List

TPE vs CZE

P1

First Refere Kozlova (RUS)

Second Refere Costa (BRA)

TPE - Chinese Taipei

Shirt colour Blue

No.	Name	Shirt Name	Pos.	Han.	Height	Weight	Highest Reac		Date of Birth	Tournament Totals				
							Spike cm	Block cm		Spik	Bloc	Serv	Total	%
1	LAI Xiang-Chen		L		1.53	53	0	0	19 MAR 1999	0	0	0	0	0
2	CHANG Li-Wen (C)		OS		1.76	63	0	0	27 FEB 1995	8	0	1	9	22.50
3	TSENG Wan-Ling		MB		1.71	65	0	0	13 MAY 1999	10	2	0	12	30.00
4	LO Yi-Ching		WS		1.60	58	0	0	16 SEP 1997	12	0	1	13	32.50
7	HUANG Hsin-Yu		MB		1.79	63	0	0	25 FEB 1998	4	2	2	8	20.00
8	CHIU Ya-Hui		MB		1.81	69	0	0	4 APR 1998	0	0	0	0	0
9	CHEN Jia-Man		S		1.70	63	0	0	27 JUL 1999	0	0	2	2	5.00
12	LIAO Yi-Jen		S		1.64	54	0	0	8 JUN 1997	2	0	1	3	7.50
13	TAI Qin-Yao		OS		1.77	77	0	0	20 SEP 1998	1	0	0	1	2.50
15	LIN Shu-Ho		WS		1.68	63	0	0	6 FEB 1999	3	0	0	3	7.50
16	CHEN Tzu-Ya		WS		1.77	63	0	0	26 AUG 1999	8	0	0	8	20.00
20	LIU Shuang-Ling		WS		1.75	67	0	0	4 APR 2000	0	0	0	0	0

Coac TSUZURABARA Koji

Assista CHENG Ming-Feng / LIU Li-Fang

Phase	Opponent	Sets	Points per Set
Preliminary - Group	ARG	3 - 1	10 - 6, 25 - 20, 18 - 25, 25 - 15

CZE - Czech Republic

Shirt colour White

No.	Name	Shirt Name	Pos.	Han.	Height	Weight	Highest Reac		Date of Birth	Tournament Totals				
							Spike cm	Block cm		Spik	Bloc	Serv	Total	%
1	BOUSKOVA Sarka		WS		1.80	82	0	0	4 JUL 1995	7	1	0	8	18.60
3	DIATKOVA Tereza		OS		1.83	70	0	0	13 APR 1997	9	1	0	10	23.26
4	PESKOVA Veronika		MB		1.64	50	0	0	24 JUL 1994	0	0	0	0	0
5	SVOBODOVA Eva		WS		1.81	81	0	0	6 MAY 1997	13	2	2	17	39.53
6	SMIDOVA Nicole		S		1.80	63	0	0	20 MAR 1999	0	0	0	0	0
7	NECASOVA Michaela		MB		1.89	87	0	0	19 JUL 1999	7	2	0	9	20.93
8	SIMANOVA Pavlina (C)		MB		1.85	80	0	0	5 APR 1996	12	4	2	18	41.86
9	NOVA Lucie		WS		1.85	68	0	0	3 MAY 1996	6	1	1	8	18.60
12	POSPISILOVA Anna		S		1.79	67	0	0	22 MAR 1999	4	2	1	7	16.28
13	KVAPILOVA Katerina		MB		1.87	83	0	0	12 MAY 1999	0	0	0	0	0
17	SLAVIKOVA Tereza		L		1.68	64	0	0	5 AUG 1998	0	0	0	0	0

Coac BEDNAR Lubos

Assista FOLTYN Ondrej

Phase	Opponent	Sets	Points per Set
Preliminary - Group	HUN	2 - 3	25 - 14, 19 - 25, 28 - 30, 26 - 24,

LEGEND

%	Percentage of total team s	(C)	Team Captain	BH	Both Handed	Han	Handedness	L	Libero
LH	Left Handed	MB	Middle blocker	No.	Shirt Number	OS	Opposite hitter	Pos	Playing Position
PR	Preliminary	RH	Right Handed	S	Setter	WS	Outside hitter		



SAT 6 JUL 2019
Start Time 14:29 - End Time 16:47
Match Duration 2h17

Results
P2

TPE vs CZE
2 3

Team	Sets	1	2	3	4	5	Total
TPE	2	25	25	23	14	9	96
CZE	3	17	21	25	25	15	103
	Playing Time	22min	28min	30min	25min	16min	2h3

First Refere KOZLOVA (RUS)

Second Refere COSTA (BRA)

TPE - Chinese Taipei

No.	Name	Pos	1	2	3	4	5	Pts
1	LAI Xiang-Chen	L	L	L	L	L	L	
2	CHANG Li-Wen (C)	OS	3	4	3	4	3	14
3	TSENG Wan-Ling	MB	5	6	5	6	5	11
4	LO Yi-Ching	WS	1	2	1	2	15	10
7	HUANG Hsin-Yu	MB	2	3	2	3	2	13
8	CHIU Ya-Hui	MB	7		7			
9	CHEN Jia-Man	S		12		12		
12	LIAO Yi-Jen	S	6	1	6	1	6	5
13	TSAI Qin-Yao	OS		7		7	7	1
15	LIN Shu-Ho	WS		2	2	4	1	1
16	CHEN Tzu-Ya	WS	4	5	4	5	4	24
20	LIU Shuang-Ling	WS				16	2	

Coach TSUZURABARA Koji
Assistant Coach CHENG Ming-Feng / LIU Li-Fang

CZE - Czech Republic

No.	Name	Pos	1	2	3	4	5	Pts
1	BOUSKOVA Sarka	WS	6	1	6	1	1	13
3	DIATKOVA Tereza	OS		9	9			3
4	PESKOVA Veronika	MB	1	1	1			
5	SVOBODOVA Eva	WS	3	4	3	4	4	13
6	SMIDOVA Nicole	S						
7	NECASOVA Michaela	MB	1	2	1	2	2	12
8	SIMANOVA Pavlina (C)	MB	4	5	4	5	5	14
9	NOVA Lucie	WS	2	3	2	3	3	12
12	POSPISILOVA Anna	S	5	6	5	6	6	7
13	KVAPILOVA Katerina	MB						
17	SLAVIKOVA Tereza	L	L	L	L	L	L	

Coach BEDNAR Lubos
Assistant Coach FOLTYN Ondrej

TEAM AND PLAYER PERFORMANCES

Won	Total Atts	No. Name	Scoring Skills	Won	Total Atts	No. Name
64	151	Total Team	Spike	51	135	Total Team
23	49	16 CHEN Tzu-Ya		12	28	1 BOUSKOVA Sarka
10	33	2 CHANG Li-Wen		11	35	5 SVOBODOVA Eva
10	21	3 TSENG Wan-Ling		8	32	9 NOVA Lucie
8	49	Total Team	Block	17	60	Total Team
3	10	2 CHANG Li-Wen		6	26	8 SIMANOVA Pavlina
3	16	7 HUANG Hsin-Yu		3	7	12 POSPISILOVA Anna
1	3	16 CHEN Tzu-Ya		3	7	9 NOVA Lucie
7	97	Total Team	Serve	6	102	Total Team
3	19	12 LIAO Yi-Jen		3	25	7 NECASOVA Michaela
2	13	7 HUANG Hsin-Yu		1	20	9 NOVA Lucie
1	4	13 TSAI Qin-Yao		1	19	5 SVOBODOVA Eva
61		Total Team	Opp. Error	63		Total Team
140	297	Total Team	Total	137	297	Total Team
24	65	16 CHEN Tzu-Ya	Best Scorer	14	54	8 SIMANOVA Pavlina

LEGEND

(C) Team Captain
nn Substitute where nn = shirt number of outgoing player
MB Middle blocker
OS Opposite hitter
S Setter
n Starting line-up where n= starting position on court
Atts Attempts
No. Shirt Number
Pos Playing Position
WS Outside hitter
L Substitute Libero
L Libero
Opp Opponent
Pts Points scored



SAT 6 JUL 2019

Start Time 14:29 - End Time 16:47

Match Duration: 2h17

Match Statistics

P3


TPE vs CZE
2 3


Team	Sets	1	2	3	4	5	Total
TPE	2	25	25	23	14	9	96
CZE	3	17	21	25	25	15	103
	Playing Time	22min	28min	30min	25min	16min	2h3


First Refere KOZLOVA (RUS)

Second Refere COSTA (BRA)

TPE - Chinese Taipei

Scoring Spike	Rk	No.	Name	Spikes	Faults	Shots	Total Attempts	Eff %
	1	12	LIAO Yi-Jen	2	-	1	3	66.67
	2	7	HUANG Hsin-Yu	8	2	2	12	50.00
	3	3	TSENG Wan-Ling	10	2	9	21	38.10
		16	CHEN Tzu-Ya	23	12	14	49	
		2	CHANG Li-Wen	10	8	15	33	
		4	LO Yi-Ching	10	5	9	24	
		15	LIN Shu-Ho	1	3	5	9	
		1	LAI Xiang-Chen	-	-	-	-	
		8	CHIU Ya-Hui	-	-	-	-	
		9	CHEN Jia-Man	-	-	-	-	
		13	TSAI Qin-Yao	-	-	-	-	
		20	LIU Shuang-Ling	-	-	-	-	
	Limit							
15.00%								
Team Totals				64	32	55	151	

Scoring Block	Rk	No.	Name	Kill Blocks	Faults	Rebounds	Total Attempts	Avg. by Set
	1	7	HUANG Hsin-Yu	3	6	7	16	0.60
	1	2	CHANG Li-Wen	3	3	4	10	0.60
	3	3	TSENG Wan-Ling	1	4	8	13	0.20
	3	16	CHEN Tzu-Ya	1	1	1	3	0.20
		12	LIAO Yi-Jen	-	2	3	5	
		4	LO Yi-Ching	-	2	-	2	
		1	LAI Xiang-Chen	-	-	-	-	
		8	CHIU Ya-Hui	-	-	-	-	
		9	CHEN Jia-Man	-	-	-	-	
		13	TSAI Qin-Yao	-	-	-	-	
		15	LIN Shu-Ho	-	-	-	-	
		20	LIU Shuang-Ling	-	-	-	-	
	Team Totals				8	18	23	49

Scoring Service	Rk	No.	Name	Aces	Faults	Serve Hits	Total Attempts	Avg. by Set
	1	12	LIAO Yi-Jen	3	3	13	19	0.60
	2	7	HUANG Hsin-Yu	2	2	9	13	0.40
	3	13	TSAI Qin-Yao	1	-	3	4	0.33
	4	2	CHANG Li-Wen	1	3	7	11	0.20
		16	CHEN Tzu-Ya	-	1	12	13	
		4	LO Yi-Ching	-	1	10	11	
		15	LIN Shu-Ho	-	1	11	11	
		3	TSENG Wan-Ling	-	1	9	10	
		8	CHIU Ya-Hui	-	1	2	3	
		20	LIU Shuang-Ling	-	1	1	2	
		1	LAI Xiang-Chen	-	-	-	-	
		9	CHEN Jia-Man	-	-	-	-	
	Team Totals				7	13	77	97

Team	Opponent Errors & Team Faults	61	-		
------	-------------------------------	----	---	--	--



SAT 6 JUL 2019


Start Time 14:29 - End Time 16:47


Match Duration: 2h17


Match Statistics

P3

TPE - Chinese Taipei

Non-Scoring Dig	Rk	No.	Name	Digs	Faults	Receptions	Total Attempts	Avg. by Set
		1	LAI Xiang-Chen	-	2	20	22	
		16	CHEN Tzu-Ya	-	1	4	5	
		4	LO Yi-Ching	-	2	2	4	
		12	LIAO Yi-Jen	-	1	3	4	
		2	CHANG Li-Wen	-	2	-	2	
		3	TSENG Wan-Ling	-	-	2	2	
		15	LIN Shu-Ho	-	1	1	2	
		7	HUANG Hsin-Yu	-	-	1	1	
		8	CHIU Ya-Hui	-	1	-	1	
		13	TSAI Qin-Yao	-	-	1	1	
		9	CHEN Jia-Man	-	-	-	-	
		20	LIU Shuang-Ling	-	-	-	-	
Team Totals				-	10	34	44	

Non-Scoring Set	Rk	No.	Name	Running Sets	Faults	Still Sets	Total Attempts	Avg. by Set
	1	12	LIAO Yi-Jen	14	-	44	58	2.80
	2	9	CHEN Jia-Man	2	-	1	3	1.00
		16	CHEN Tzu-Ya	-	1	1	2	
		2	CHANG Li-Wen	-	-	1	1	
		1	LAI Xiang-Chen	-	-	-	-	
		3	TSENG Wan-Ling	-	-	-	-	
		4	LO Yi-Ching	-	-	-	-	
		7	HUANG Hsin-Yu	-	-	-	-	
		8	CHIU Ya-Hui	-	-	-	-	
		13	TSAI Qin-Yao	-	-	-	-	
		15	LIN Shu-Ho	-	-	-	-	
		20	LIU Shuang-Ling	-	-	-	-	
Team Totals				16	1	47	64	3.20

Non-Scoring Reception	Rk	No.	Name	Excellent	Faults	Serve Receptions	Total Attempts	Succ. %
	1	15	LIN Shu-Ho	4	-	4	8	50.00
	2	4	LO Yi-Ching	10	1	22	33	30.30
	3	1	LAI Xiang-Chen	8	4	19	31	25.81
		16	CHEN Tzu-Ya	4	1	13	18	
		12	LIAO Yi-Jen	-	-	1	1	
		20	LIU Shuang-Ling	-	-	1	1	
		2	CHANG Li-Wen	-	-	-	-	
		3	TSENG Wan-Ling	-	-	-	-	
		7	HUANG Hsin-Yu	-	-	-	-	
		8	CHIU Ya-Hui	-	-	-	-	
		9	CHEN Jia-Man	-	-	-	-	
		13	TSAI Qin-Yao	-	-	-	-	
Limit	25.00%							
Team Totals				26	6	60	92	28.26



SAT 6 JUL 2019


Start Time 14:29 - End Time 16:47


Match Duration: 2h17


Match Statistics

P3

CZE - Czech Republic

Scoring Spike	Rk	No.	Name	Spikes	Faults	Shots	Total Attempts	Eff %	
	1	12	POSPISILOVA Anna	3	-	-	3	100.00	
	2	1	BOUSKOVA Sarka	12	1	15	28	39.29	
	3	8	SIMANOVA Pavlina	8	2	7	17	35.29	
	4	7	NECASOVA Michaela	6	2	4	12	33.33	
	5	3	DIATKOVA Tereza	3	1	3	7	28.57	
		5	SVOBODOVA Eva	11	5	19	35		
		9	NOVA Lucie	8	2	22	32		
		4	PESKOVA Veronika	-	-	1	1		
		6	SMIDOVA Nicole	-	-	-	-		
		13	KVAPILOVA Katerina	-	-	-	-		
		17	SLAVIKOVA Tereza	-	-	-	-		
	Limit		17						
	15.00%	Team Totals			51	13	71	135	28.15

Scoring Block	Rk	No.	Name	Kill Blocks	Faults	Rebounds	Total Attempts	Avg. by Set	
	1	8	SIMANOVA Pavlina	6	10	10	26	1.20	
	2	7	NECASOVA Michaela	3	7	4	14	0.60	
	2	9	NOVA Lucie	3	3	1	7	0.60	
	2	12	POSPISILOVA Anna	3	1	3	7	0.60	
	5	1	BOUSKOVA Sarka	1	2	1	4	0.20	
	5	5	SVOBODOVA Eva	1	-	1	2	0.20	
		3	DIATKOVA Tereza	-	-	-	-		
		4	PESKOVA Veronika	-	-	-	-		
		6	SMIDOVA Nicole	-	-	-	-		
		13	KVAPILOVA Katerina	-	-	-	-		
		17	SLAVIKOVA Tereza	-	-	-	-		
	Team Totals				17	23	20	60	3.40

Scoring Service	Rk	No.	Name	Aces	Faults	Serve Hits	Total Attempts	Avg. by Set	
	1	7	NECASOVA Michaela	3	1	21	25	0.60	
	2	9	NOVA Lucie	1	2	17	20	0.20	
	2	5	SVOBODOVA Eva	1	1	17	19	0.20	
	2	12	POSPISILOVA Anna	1	2	13	16	0.20	
		1	BOUSKOVA Sarka	-	1	10	11		
		8	SIMANOVA Pavlina	-	2	9	11		
		3	DIATKOVA Tereza	-	-	-	-		
		4	PESKOVA Veronika	-	-	-	-		
		6	SMIDOVA Nicole	-	-	-	-		
		13	KVAPILOVA Katerina	-	-	-	-		
		17	SLAVIKOVA Tereza	-	-	-	-		
	Team Totals				6	9	87	102	1.20

Team	Opponent Errors & Team Faults	63	-		
------	-------------------------------	----	---	--	--



SAT 6 JUL 2019

Start Time 14:29 - End Time 16:47

Match Duration: 2h17


Match Statistics

P3

CZE - Czech Republic

Non-Scoring Dig	Rk	No.	Name	Digs	Faults	Receptions	Total Attempts	Avg. by Set	
		17	SLAVIKOVA Tereza	-	5	12	17		
		1	BOUSKOVA Sarka	-	4	2	6		
		5	SVOBODOVA Eva	-	1	4	5		
		12	POSPISILOVA Anna	-	1	4	5		
		4	PESKOVA Veronika	-	1	2	3		
		9	NOVA Lucie	-	2	1	3		
		8	SIMANOVA Pavlina	-	1	1	2		
		7	NECASOVA Michaela	-	1	-	1		
		3	DIATKOVA Tereza	-	-	-	-		
		6	SMIDOVA Nicole	-	-	-	-		
		13	KVAPILOVA Katerina	-	-	-	-		
		Team Totals			-	16	26	42	

Non-Scoring Set	Rk	No.	Name	Running Sets	Faults	Still Sets	Total Attempts	Avg. by Set	
	1	12	POSPISILOVA Anna	13	1	40	54	2.60	
		17	SLAVIKOVA Tereza	-	-	3	3		
		5	SVOBODOVA Eva	-	-	1	1		
		1	BOUSKOVA Sarka	-	-	-	-		
		3	DIATKOVA Tereza	-	-	-	-		
		4	PESKOVA Veronika	-	-	-	-		
		6	SMIDOVA Nicole	-	-	-	-		
		7	NECASOVA Michaela	-	-	-	-		
		8	SIMANOVA Pavlina	-	-	-	-		
		9	NOVA Lucie	-	-	-	-		
		13	KVAPILOVA Katerina	-	-	-	-		
		Team Totals			13	1	44	58	2.60

Non-Scoring Reception	Rk	No.	Name	Excellents	Faults	Serve Receptions	Total Attempts	Succ. %	
	1	4	PESKOVA Veronika	2	1	4	7	28.57	
	2	1	BOUSKOVA Sarka	4	2	11	17	23.53	
	3	17	SLAVIKOVA Tereza	3	-	10	13	23.08	
		5	SVOBODOVA Eva	7	4	35	46		
		8	SIMANOVA Pavlina	-	-	1	1		
		3	DIATKOVA Tereza	-	-	-	-		
		6	SMIDOVA Nicole	-	-	-	-		
		7	NECASOVA Michaela	-	-	-	-		
		9	NOVA Lucie	-	-	-	-		
		12	POSPISILOVA Anna	-	-	-	-		
		13	KVAPILOVA Katerina	-	-	-	-		
	Limit 25.00%	Team Totals			16	7	61	84	

LEGEND

Avg. Average

Eff. Efficiency

No. Shirt Number

Rk Rank

Suc Success %



SUN 7 JUL 2019
Start Time 12:00

Start List

CZE vs ARG

P1

First Refere KITTICHAISOMBAT (THA)

Second Refere KITAMURA (JPN)

CZE - Czech Republic

Shirt colour Red

No.	Name	Shirt Name	Pos.	Han.	Height	Weight	Highest Reac		Date of Birth	Tournament Totals				
							Spike cm	Block cm		Spik	Bloc	Serv	Total	%
1	BOUSKOVA Sarka		WS		1.80	82	0	0	4 JUL 1995	19	2	0	21	24.71
3	DIATKOVA Tereza		OS		1.83	70	0	0	13 APR 1997	12	1	0	13	15.29
4	PESKOVA Veronika		MB		1.64	50	0	0	24 JUL 1994	0	0	0	0	0
5	SVOBODOVA Eva		WS		1.81	81	0	0	6 MAY 1997	24	3	3	30	35.29
6	SMIDOVA Nicole		S		1.80	63	0	0	20 MAR 199	0	0	0	0	0
7	NECASOVA Michaela		MB		1.89	87	0	0	19 JUL 1999	13	5	3	21	24.71
8	SIMANOVA Pavlina (C)		MB		1.85	80	0	0	5 APR 1996	20	10	2	32	37.65
9	NOVA Lucie		WS		1.85	68	0	0	3 MAY 1996	14	4	2	20	23.53
12	POSPISILOVA Anna		S		1.79	67	0	0	22 MAR 199	7	5	2	14	16.47
13	KVAPILOVA Katerina		MB		1.87	83	0	0	12 MAY 199	0	0	0	0	0
17	SLAVIKOVA Tereza		L		1.68	64	0	0	5 AUG 1998	0	0	0	0	0

Coac BEDNAR Lubos

Assista FOLTYN Ondrej

Phase	Opponent	Sets	Points per Set
Preliminary - Group	HUN	2 - 3	25 - 14, 19 - 25, 28 - 30, 26 - 24,
Preliminary - Group	TPE	3 - 2	17 - 25, 21 - 25, 25 - 23, 25 - 14,

ARG - Argentina

Shirt colour Blue

No.	Name	Shirt Name	Pos.	Han.	Height	Weight	Highest Reac		Date of Birth	Tournament Totals				
							Spike cm	Block cm		Spik	Bloc	Serv	Total	%
1	COSULICH MARTINEZ Maria		S		1.70	66	0	0	4 MAR 1996	0	0	1	1	2.70
2	NUNEZ Maria Victoria		MB		1.80	69	0	0	3 AUG 1998	6	1	1	8	21.62
5	GONZALEZ PEREYRA Arian		MB		1.84	75	0	0	21 SEP 1994	0	2	0	2	5.41
6	NIEVA Gisela Vanina		OS		1.79	78	0	0	17 AUG 199	2	0	0	2	5.41
7	CORBALAN Maria De La Paz		WS		1.76	68	0	0	7 NOV 1998	2	1	0	3	8.11
8	PICCOLO Sol Ayelen		OS		1.88	78	0	0	11 SEP 1996	19	0	2	21	56.76
9	REINOSO Rosa Elena		WS		1.77	76	0	0	26 MAR 199	7	2	1	10	27.03
10	SORIA Agostina Denisse		WS		1.81	70	0	0	9 OCT 1998	10	1	3	14	37.84
11	CORREA Florencia Micaela		MB		1.78	71	0	0	5 OCT 1998	9	3	3	15	40.54
12	VERASIO Irene		WS		1.74	63	0	0	14 JUL 1996	8	0	1	9	24.32
13	GERMANIER Sabrina Soleda		S		1.74	69	0	0	7 JUN 1999	1	2	1	4	10.81
14	NIELSON RAMELLA Daniela		L		1.74	64	0	0	19 FEB 1998	0	0	0	0	0

Coac VINCENTE Maria Laura

Assista GONZALEZ Sebastian Omar

Phase	Opponent	Sets	Points per Set
Preliminary - Group	TPE	1 - 3	15 - 25, 20 - 25, 25 - 19, 15 - 25
Preliminary - Group	HUN	0 - 3	20 - 25, 22 - 25, 19 - 25

LEGEND

% Percentage of total team s (C) Team Captain
 LH Left Handed MB Middle blocker BH Both Handed Han Handedness L Libero
 PR Preliminary RH Right Handed No. Shirt Number OS Opposite hitter Pos Playing Position
 S Setter WS Outside hitter





SUN 7 JUL 2019
Start Time 11:59 - End Time 13:52
Match Duration 1h53

Results
P2

CZE vs ARG
3 1

Team	Sets	1	2	3	4	Total
CZE	3	25	22	25	25	97
ARG	1	23	25	21	12	81
	Playing Time	27min	27min	28min	19min	1h41

First Refere KITTICHAISOMBAT (THA)

Second Refere KITAMURA (JPN)

CZE - Czech Republic								
No.	Name	Pos	1	2	3	4	5	Pts
1	BOUSKOVA Sarka	WS	1	6	1	6		11
3	DIATKOVA Tereza	OS	9					
4	PESKOVA Veronika	MB						
5	SVOBODOVA Eva	WS	4	3	4	3		15
6	SMIDOVA Nicole	S						
7	NECASOVA Michaela	MB	2	1	2	1		5
8	SIMANOVA Pavlina (C)	MB	5	4	5	4		14
9	NOVA Lucie	WS	3	2	3	2		17
12	POSPISILOVA Anna	S	6	5	6	5		6
13	KVAPILOVA Katerina	MB	1	1	1			1
17	SLAVIKOVA Tereza	L	L	L	L	L		

ARG - Argentina								
No.	Name	Pos	1	2	3	4	5	Pts
1	COSULICH MARTINEZ Maria	S	8			1		
2	NUNEZ Maria Victoria	MB	6	6	6			7
5	GONZALEZ PEREYRA Arian	MB		11	3	6		2
6	NIEVA Gisela Vanina	OS	13					1
7	CORBALAN Maria De La Paz	WS				12		
8	PICCOLO Sol Ayelen	OS	4	4	4	4		21
9	REINOSO Rosa Elena	WS	2	2	2			8
10	SORIA Agostina Denisse	WS	9		9	2		4
11	CORREA Florencia Micaela	MB	3	3		3		4
12	VERASIO Irene	WS	5	5	5	5		13
13	GERMANIER Sabrina Soleda	S	1	1	1	1		4
14	NIELSON RAMELLA	L	L	L	L	L		

Coach BEDNAR Lubos
Assistant Coach FOLTYN Ondrej

Coach VINCENTE Maria Laura
Assistant Coach GONZALEZ Sebastian Omar

TEAM AND PLAYER PERFORMANCES

Won	Total Atts	No. Name	Scoring Skills	Won	Total Atts	No. Name
44	104	Total Team	Spike	46	131	Total Team
16	42	9 NOVA Lucie		19	47	8 PICCOLO Sol Ayelen
11	23	5 SVOBODOVA Eva		9	31	12 VERASIO Irene
9	23	1 BOUSKOVA Sarka		5	16	9 REINOSO Rosa Elena
16	60	Total Team	Block	10	35	Total Team
7	17	8 SIMANOVA Pavlina		3	7	11 CORREA Florencia Micaela
3	10	12 POSPISILOVA Anna		2	5	8 PICCOLO Sol Ayelen
3	13	7 NECASOVA Michaela		2	7	2 NUNEZ Maria Victoria
9	96	Total Team	Serve	8	82	Total Team
2	11	8 SIMANOVA Pavlina		3	14	9 REINOSO Rosa Elena
2	20	5 SVOBODOVA Eva		3	15	13 GERMANIER Sabrina Soledad
1	10	1 BOUSKOVA Sarka		2	16	12 VERASIO Irene
58		Total Team	Opp. Error	51		Total Team
127	260	Total Team	Total	115	248	Total Team

17	63	9 NOVA Lucie	Best Scorer	21	62	8 PICCOLO Sol Ayelen
----	----	--------------	--------------------	----	----	----------------------

LEGEND

(C) Team Captain
nn Substitute where nn = shirt number of outgoing player
MB Middle blocker
OS Opposite hitter
S Setter
n Starting line-up where n= starting position on court
Atts Attempts
No. Shirt Number
Pos Playing Position
WS Outside hitter
L Substitute Libero
L Libero
Opp Opponent
Pts Points scored



SUN 7 JUL 2019

Start Time 11:59 - End Time 13:52

Match Duration: 1h53

Match Statistics

P3


CZE vs ARG
3 1


Team	Sets	1	2	3	4	Total
CZE	3	25	22	25	25	97
ARG	1	23	25	21	12	81
	Playing Time	27min	27min	28min	19min	1h41


First Refere KITTICHAISOMBAT (THA)

Second Refere KITAMURA (JPN)

CZE - Czech Republic

Scoring Spike	Rk	No.	Name	Spikes	Faults	Shots	Total Attempts	Eff %	
	1	12	POSPISILOVA Anna	2	-	2	4	50.00	
	2	8	SIMANOVA Pavlina	5	1	3	9	44.44	
	3	1	BOUSKOVA Sarka	9	1	13	23	34.78	
	4	5	SVOBODOVA Eva	11	4	8	23	30.43	
	5	9	NOVA Lucie	16	6	20	42	23.81	
	7		NECASOVA Michaela	1	2	-	3		
	3		DIATKOVA Tereza	-	-	-	-		
	4		PESKOVA Veronika	-	-	-	-		
	6		SMIDOVA Nicole	-	-	-	-		
	13		KVAPILOVA Katerina	-	-	-	-		
	17		SLAVIKOVA Tereza	-	-	-	-		
	Limit								
	15.00%								
	Team Totals				44	14	46	104	28.85

Scoring Block	Rk	No.	Name	Kill Blocks	Faults	Rebounds	Total Attempts	Avg. by Set	
	1	8	SIMANOVA Pavlina	7	2	8	17	1.75	
	2	7	NECASOVA Michaela	3	4	6	13	0.75	
	2	12	POSPISILOVA Anna	3	5	2	10	0.75	
	4	5	SVOBODOVA Eva	2	3	4	9	0.50	
	5	1	BOUSKOVA Sarka	1	3	3	7	0.25	
	9		NOVA Lucie	-	1	2	3		
	17		SLAVIKOVA Tereza	-	-	1	1		
	3		DIATKOVA Tereza	-	-	-	-		
	4		PESKOVA Veronika	-	-	-	-		
	6		SMIDOVA Nicole	-	-	-	-		
	13		KVAPILOVA Katerina	-	-	-	-		
	Team Totals				16	18	26	60	4.00

Scoring Service	Rk	No.	Name	Aces	Faults	Serve Hits	Total Attempts	Avg. by Set	
	1	5	SVOBODOVA Eva	2	2	16	20	0.50	
	1	8	SIMANOVA Pavlina	2	-	9	11	0.50	
	3	13	KVAPILOVA Katerina	1	1	4	6	0.33	
	4	9	NOVA Lucie	1	2	15	18	0.25	
	4	7	NECASOVA Michaela	1	1	14	16	0.25	
	4	12	POSPISILOVA Anna	1	-	14	15	0.25	
	4	1	BOUSKOVA Sarka	1	1	8	10	0.25	
	3		DIATKOVA Tereza	-	-	-	-		
	4		PESKOVA Veronika	-	-	-	-		
	6		SMIDOVA Nicole	-	-	-	-		
	17		SLAVIKOVA Tereza	-	-	-	-		
	Team Totals				9	7	80	96	2.25

Team	Opponent Errors & Team Faults	58	-		
------	-------------------------------	----	---	--	--



SUN 7 JUL 2019

Start Time 11:59 - End Time 13:52

Match Duration: 1h53


Match Statistics

P3

CZE - Czech Republic

Non-Scoring Dig	Rk	No.	Name	Digs	Faults	Receptions	Total Attempts	Avg. by Set
		9	NOVA Lucie	-	4	7	11	
		12	POSPISILOVA Anna	-	-	6	6	
		7	NECASOVA Michaela	-	3	2	5	
		17	SLAVIKOVA Tereza	-	2	3	5	
		1	BOUSKOVA Sarka	-	1	3	4	
		5	SVOBODOVA Eva	-	2	1	3	
		8	SIMANOVA Pavlina	-	1	1	2	
		13	KVAPILOVA Katerina	-	-	1	1	
		3	DIATKOVA Tereza	-	-	-	-	
		4	PESKOVA Veronika	-	-	-	-	
		6	SMIDOVA Nicole	-	-	-	-	
Team Totals				-	13	24	37	

Non-Scoring Set	Rk	No.	Name	Running Sets	Faults	Still Sets	Total Attempts	Avg. by Set
	1	12	POSPISILOVA Anna	6	1	32	39	1.50
		17	SLAVIKOVA Tereza	-	-	2	2	
		1	BOUSKOVA Sarka	-	-	1	1	
		9	NOVA Lucie	-	-	1	1	
		3	DIATKOVA Tereza	-	-	-	-	
		4	PESKOVA Veronika	-	-	-	-	
		5	SVOBODOVA Eva	-	-	-	-	
		6	SMIDOVA Nicole	-	-	-	-	
		7	NECASOVA Michaela	-	-	-	-	
		8	SIMANOVA Pavlina	-	-	-	-	
		13	KVAPILOVA Katerina	-	-	-	-	
Team Totals				6	1	36	43	1.50

Non-Scoring Reception	Rk	No.	Name	Excellents	Faults	Serve Receptions	Total Attempts	Succ. %	
		5	SVOBODOVA Eva	3	4	18	25		
		1	BOUSKOVA Sarka	2	2	23	27		
		17	SLAVIKOVA Tereza	2	2	8	12		
		8	SIMANOVA Pavlina	-	-	1	1		
		12	POSPISILOVA Anna	-	-	1	1		
		3	DIATKOVA Tereza	-	-	-	-		
		4	PESKOVA Veronika	-	-	-	-		
		6	SMIDOVA Nicole	-	-	-	-		
		7	NECASOVA Michaela	-	-	-	-		
		9	NOVA Lucie	-	-	-	-		
		13	KVAPILOVA Katerina	-	-	-	-		
Limit									
25.00%	Team Totals				7	8	51	66	



SUN 7 JUL 2019


Start Time 11:59 - End Time 13:52


Match Duration: 1h53


Match Statistics

P3

ARG - Argentina

Scoring Spike	Rk	No.	Name	Spikes	Faults	Shots	Total Attempts	Eff %	
	1	5	GONZALEZ PEREYRA Ariana	2	-	2	4	50.00	
	2	8	PICCOLO Sol Ayelen	19	4	24	47	31.91	
	3	10	SORIA Agostina Denisse	4	1	5	10	30.00	
		12	VERASIO Irene	9	8	14	31		
		9	REINOSO Rosa Elena	5	2	9	16		
		2	NUNEZ Maria Victoria	5	3	3	11		
		11	CORREA Florencia Micaela	1	5	2	8		
		6	NIEVA Gisela Vanina	1	1	-	2		
		7	CORBALAN Maria De La Paz	-	1	-	1		
		13	GERMANIER Sabrina Soledad	-	-	1	1		
		1	COSULICH MARTINEZ Maria Luz	-	-	-	-		
		14	NIELSON RAMELLA	-	-	-	-		
	Limit								
	15.00%	Team Totals			46	25	60	131	

Scoring Block	Rk	No.	Name	Kill Blocks	Faults	Rebounds	Total Attempts	Avg. by Set	
	1	11	CORREA Florencia Micaela	3	3	1	7	0.75	
	2	2	NUNEZ Maria Victoria	2	4	1	7	0.67	
	3	8	PICCOLO Sol Ayelen	2	2	1	5	0.50	
	3	12	VERASIO Irene	2	1	-	3	0.50	
	5	13	GERMANIER Sabrina Soledad	1	-	1	2	0.25	
		9	REINOSO Rosa Elena	-	2	3	5		
		5	GONZALEZ PEREYRA Ariana	-	3	1	4		
		1	COSULICH MARTINEZ Maria Luz	-	1	-	1		
		6	NIEVA Gisela Vanina	-	-	1	1		
		7	CORBALAN Maria De La Paz	-	-	-	-		
		10	SORIA Agostina Denisse	-	-	-	-		
		14	NIELSON RAMELLA	-	-	-	-		
	Team Totals	Team Totals			10	16	9	35	2.50

Scoring Service	Rk	No.	Name	Aces	Faults	Serve Hits	Total Attempts	Avg. by Set	
	1	9	REINOSO Rosa Elena	3	1	10	14	1.00	
	2	13	GERMANIER Sabrina Soledad	3	1	11	15	0.75	
	3	12	VERASIO Irene	2	3	11	16	0.50	
		2	NUNEZ Maria Victoria	-	1	10	11		
		8	PICCOLO Sol Ayelen	-	1	9	10		
		11	CORREA Florencia Micaela	-	1	7	8		
		5	GONZALEZ PEREYRA Ariana	-	1	3	4		
		10	SORIA Agostina Denisse	-	-	3	3		
		1	COSULICH MARTINEZ Maria Luz	-	1	-	1		
		6	NIEVA Gisela Vanina	-	-	-	-		
		7	CORBALAN Maria De La Paz	-	-	-	-		
		14	NIELSON RAMELLA	-	-	-	-		
	Team Totals	Team Totals			8	10	64	82	2.00

Team	Opponent Errors & Team Faults			
		51	-	



SUN 7 JUL 2019

Start Time 11:59 - End Time 13:52


Match Duration: 1h53


Match Statistics

P3

ARG - Argentina

Non-Scoring Dig	Rk	No.	Name	Digs	Faults	Receptions	Total Attempts	Avg. by Set
		14	NIELSON RAMELLA	-	5	12	17	
		12	VERASIO Irene	-	-	9	9	
		9	REINOSO Rosa Elena	-	2	5	7	
		13	GERMANIER Sabrina Soledad	-	1	5	6	
		8	PICCOLO Sol Ayelen	-	1	3	4	
		11	CORREA Florencia Micaela	-	1	3	4	
		10	SORIA Agostina Denisse	-	1	1	2	
		2	NUNEZ Maria Victoria	-	1	-	1	
		1	COSULICH MARTINEZ Maria Luz	-	-	-	-	
		5	GONZALEZ PEREYRA Ariana	-	-	-	-	
		6	NIEVA Gisela Vanina	-	-	-	-	
		7	CORBALAN Maria De La Paz	-	-	-	-	
		Team Totals			-	12	38	50

Non-Scoring Set	Rk	No.	Name	Running Sets	Faults	Still Sets	Total Attempts	Avg. by Set
	1	13	GERMANIER Sabrina Soledad	7	2	27	36	1.75
	2	1	COSULICH MARTINEZ Maria Luz	3	-	16	19	1.50
		9	REINOSO Rosa Elena	-	-	2	2	
		14	NIELSON RAMELLA	-	-	2	2	
		2	NUNEZ Maria Victoria	-	-	-	-	
		5	GONZALEZ PEREYRA Ariana	-	-	-	-	
		6	NIEVA Gisela Vanina	-	-	-	-	
		7	CORBALAN Maria De La Paz	-	-	-	-	
		8	PICCOLO Sol Ayelen	-	-	-	-	
		10	SORIA Agostina Denisse	-	-	-	-	
		11	CORREA Florencia Micaela	-	-	-	-	
		12	VERASIO Irene	-	-	-	-	
		Team Totals			10	2	47	59

Non-Scoring Reception	Rk	No.	Name	Excellents	Faults	Serve Receptions	Total Attempts	Succ. %
		14	NIELSON RAMELLA	5	3	16	24	
		12	VERASIO Irene	4	3	23	30	
		9	REINOSO Rosa Elena	3	2	15	20	
		10	SORIA Agostina Denisse	1	1	9	11	
		1	COSULICH MARTINEZ Maria Luz	-	-	-	-	
		2	NUNEZ Maria Victoria	-	-	-	-	
		5	GONZALEZ PEREYRA Ariana	-	-	-	-	
		6	NIEVA Gisela Vanina	-	-	-	-	
		7	CORBALAN Maria De La Paz	-	-	-	-	
		8	PICCOLO Sol Ayelen	-	-	-	-	
		11	CORREA Florencia Micaela	-	-	-	-	
		13	GERMANIER Sabrina Soledad	-	-	-	-	
	Limit							
25.00%	Team Totals			13	9	63	85	

LEGEND

Avg. Average

Eff. Efficiency

No. Shirt Number

Rk Rank

Suc Success %



SUN 7 JUL 2019
Start Time 14:30

Start List

HUN vs TPE

P1

First Refere COSTA (BRA)

Second Refere WOLF (SUI)

HUN - Hungary

Shirt colour Green

No.	Name	Shirt Name	Pos.	Han.	Height	Weight	Highest Reac		Date of Birth	Tournament Totals				
							Spike cm	Block cm		Spik	Bloc	Serv	Total	%
1	VEZSENYI Adrienn		WS		1.72	60	0	0	15 OCT 199	1	0	0	1	1.25
2	TOTH Fruzsina		L		1.63	65	0	0	30 DEC 199	0	0	0	0	0
6	VILLAM Csenge		MB		1.76	74	0	0	23 MAY 199	0	1	0	1	1.25
7	ZOLYOMI Rebeka		MB		1.92	70	0	0	6 OCT 1995	14	6	0	20	25.00
8	TOTH Dalma		WS		1.62	63	0	0	30 DEC 199	0	0	0	0	0
9	CICIC Marija		S		1.84	66	0	0	10 AUG 199	2	1	0	3	3.75
10	KISS Greta		WS		1.82	75	0	0	6 MAY 1998	14	1	1	16	20.00
12	RICZKO Gabriella		WS		1.78	70	0	0	31 JUL 1999	0	0	0	0	0
13	VILLAM Lilla		OS		1.78	76	0	0	3 JUN 1997	20	4	2	26	32.50
14	NEMETH Anett		OS		1.86	73	0	0	13 DEC 199	45	2	6	53	66.25
16	GYIMES Zsafia		MB		1.82	67	0	0	14 AUG 199	15	4	2	21	26.25
17	BLEICHER Reka (C)		S		1.87	69	0	0	15 OCT 199	1	1	4	6	7.50

Coac LEISZT Mate

Assista BO CZ David

Phase	Opponent	Sets	Points per Set
Preliminary - Group	CZE	3 - 2	14 - 25, 25 - 19, 30 - 28, 24 - 26.
Preliminary - Group	ARG	3 - 0	25 - 20, 25 - 22, 25 - 19

TPE - Chinese Taipei

Shirt colour Red

No.	Name	Shirt Name	Pos.	Han.	Height	Weight	Highest Reac		Date of Birth	Tournament Totals				
							Spike cm	Block cm		Spik	Bloc	Serv	Total	%
1	LAI Xiang-Chen		L		1.53	53	0	0	19 MAR 199	0	0	0	0	0
2	CHANG Li-Wen (C)		OS		1.76	63	0	0	27 FEB 1995	18	3	2	23	31.51
3	TSENG Wan-Ling		MB		1.71	65	0	0	13 MAY 199	20	3	0	23	31.51
4	LO Yi-Ching		WS		1.60	58	0	0	16 SEP 1997	22	0	1	23	31.51
7	HUANG Hsin-Yu		MB		1.79	63	0	0	25 FEB 1998	12	5	4	21	28.77
8	CHIU Ya-Hui		MB		1.81	69	0	0	4 APR 1998	0	0	0	0	0
9	CHEN Jia-Man		S		1.70	63	0	0	27 JUL 1999	0	0	2	2	2.74
12	LIAO Yi-Jen		S		1.64	54	0	0	8 JUN 1997	4	0	4	8	10.96
13	TAI Qin-Yao		OS		1.77	77	0	0	20 SEP 1998	1	0	1	2	2.74
15	LIN Shu-Ho		WS		1.68	63	0	0	6 FEB 1999	4	0	0	4	5.48
16	CHEN Tzu-Ya		WS		1.77	63	0	0	26 AUG 199	31	1	0	32	43.84
20	LIU Shuang-Ling		WS		1.75	67	0	0	4 APR 2000	0	0	0	0	0

Coac TSUZURABARA Koji

Assista CHENG Ming-Feng / LIU Li-Fang

Phase	Opponent	Sets	Points per Set
Preliminary - Group	ARG	3 - 1	25 - 15, 25 - 20, 19 - 25, 25 - 15
Preliminary - Group	CZE	2 - 3	25 - 17, 25 - 21, 23 - 25, 14 - 25.

LEGEND

% Percentage of total team s (C) Team Captain
 LH Left Handed MB Middle blocker BH Both Handed Han Handedness L Libero
 PR Preliminary RH Right Handed No. Shirt Number OS Opposite hitter Pos Playing Position
 S Setter WS Outside hitter



SUN 7 JUL 2019
Start Time 14:33 - End Time 16:28
Match Duration 1h55

Results
P2

HUN vs TPE
3 1

Team	Sets	1	2	3	4	Total
HUN	3	25	16	25	25	91
TPE	1	15	25	19	21	80
	Playing Time	23min	25min	28min	27min	1h43

First Refere COSTA (BRA)

Second Refere WOLF (SUI)

HUN - Hungary								
No.	Name	Pos	1	2	3	4	5	Pts
1	VEZSENYI Adrienn	WS		17				
2	TOTH Fruzsina	L	L	L	L	L		
6	VILLAM Csenge	MB						
7	ZOLYOMI Rebeka	MB	6	2	6	6		2
8	TOTH Dalma	WS						
9	CICIC Marija	S		14				
10	KISS Greta	WS	2	4	2	2		3
12	RICZKO Gabriella	WS	7		7			
13	VILLAM Lilla	OS	5	1	5	5		8
14	NEMETH Anett	OS	1	3	1	1		35
16	GYIMES Zsafia	MB	3	5	3	3		10
17	BLEICHER Reka (C)	S	4	6	4	4		7

TPE - Chinese Taipei								
No.	Name	Pos	1	2	3	4	5	Pts
1	LAI Xiang-Chen	L	L	L	L	L		
2	CHANG Li-Wen (C)	OS	4	2	2	3		17
3	TSENG Wan-Ling	MB	6	4	4	5		14
4	LO Yi-Ching	WS	2		2	15		
7	HUANG Hsin-Yu	MB	3	1	1	2		7
8	CHIU Ya-Hui	MB						
9	CHEN Jia-Man	S					7	
12	LIAO Yi-Jen	S	1	5	5	6		1
13	TSAI Qin-Yao	OS			7			
15	LIN Shu-Ho	WS	4	6	6	1		13
16	CHEN Tzu-Ya	WS	5	3	3	4		11
20	LIU Shuang-Ling	WS						

Coach LEISZT Mate
Assistant Coach BOCZ David

Coach TSUZURABARA Koji
Assistant Coach CHENG Ming-Feng / LIU Li-Fang

TEAM AND PLAYER PERFORMANCES

Won	Total Atts	No. Name	Scoring Skills	Won	Total Atts	No. Name
53	105	Total Team	Spike	57	122	Total Team
30	47	14 NEMETH Anett		16	31	2 CHANG Li-Wen
7	24	13 VILLAM Lilla		13	22	3 TSENG Wan-Ling
6	7	17 BLEICHER Reka		12	32	15 LIN Shu-Ho
8	39	Total Team	Block	1	29	Total Team
4	9	16 GYIMES Zsafia		1	7	3 TSENG Wan-Ling
2	3	14 NEMETH Anett				
1	3	13 VILLAM Lilla				
4	90	Total Team	Serve	5	81	Total Team
3	23	14 NEMETH Anett		2	17	16 CHEN Tzu-Ya
1	11	7 ZOLYOMI Rebeka		1	9	7 HUANG Hsin-Yu
				1	11	15 LIN Shu-Ho
59		Total Team	Opp. Error	47		Total Team
124	234	Total Team	Total	110	232	Total Team
35	73	14 NEMETH Anett	Best Scorer	17	46	2 CHANG Li-Wen

LEGEND

(C) Team Captain
nn Substitute where nn = shirt number of outgoing player
MB Middle blocker
OS Opposite hitter
S Setter
n Starting line-up where n= starting position on court
Atts Attempts
No. Shirt Number
Pos Playing Position
WS Outside hitter
L Substitute Libero
L Libero
Opp Opponent
Pts Points scored



SUN 7 JUL 2019

Start Time 14:33 - End Time 16:28

Match Duration: 1h55

Match Statistics

P3


HUN vs TPE
3 1


Team	Sets	1	2	3	4	Total
HUN	3	25	16	25	25	91
TPE	1	15	25	19	21	80
	Playing Time	23min	25min	28min	27min	1h43


First Refere COSTA (BRA)

Second Refere WOLF (SUI)

HUN - Hungary

Scoring Spike	Rk	No.	Name	Spikes	Faults	Shots	Total Attempts	Eff %
	1	17	BLEICHER Reka	6	-	1	7	85.71
	2	16	GYIMES Zsofia	6	-	3	9	66.67
	3	14	NEMETH Anett	30	5	12	47	53.19
	4	13	VILLAM Lilla	7	1	16	24	25.00
	4	7	ZOLYOMI Rebeka	1	-	3	4	25.00
		10	KISS Greta	3	2	8	13	
		1	VEZSENYI Adrienn	-	-	1	1	
		2	TOTH Fruzsina	-	-	-	-	
		6	VILLAM Csenge	-	-	-	-	
		8	TOTH Dalma	-	-	-	-	
		9	CICIC Marija	-	-	-	-	
		12	RICZKO Gabriella	-	-	-	-	
Limit								
15.00%								
Team Totals				53	8	44	105	42.86

Scoring Block	Rk	No.	Name	Kill Blocks	Faults	Rebounds	Total Attempts	Avg. by Set
	1	16	GYIMES Zsofia	4	2	3	9	1.00
	2	14	NEMETH Anett	2	1	-	3	0.50
	3	17	BLEICHER Reka	1	2	3	6	0.25
	3	13	VILLAM Lilla	1	1	1	3	0.25
		7	ZOLYOMI Rebeka	-	5	9	14	
		1	VEZSENYI Adrienn	-	-	2	2	
		2	TOTH Fruzsina	-	1	-	1	
		10	KISS Greta	-	1	-	1	
		6	VILLAM Csenge	-	-	-	-	
		8	TOTH Dalma	-	-	-	-	
		9	CICIC Marija	-	-	-	-	
		12	RICZKO Gabriella	-	-	-	-	
Team Totals				8	13	18	39	2.00

Scoring Service	Rk	No.	Name	Aces	Faults	Serve Hits	Total Attempts	Avg. by Set
	1	14	NEMETH Anett	3	4	16	23	0.75
	2	7	ZOLYOMI Rebeka	1	-	10	11	0.25
		10	KISS Greta	-	-	17	17	
		13	VILLAM Lilla	-	-	14	14	
		17	BLEICHER Reka	-	-	14	14	
		16	GYIMES Zsofia	-	1	8	9	
		12	RICZKO Gabriella	-	1	1	2	
		1	VEZSENYI Adrienn	-	-	-	-	
		2	TOTH Fruzsina	-	-	-	-	
		6	VILLAM Csenge	-	-	-	-	
		8	TOTH Dalma	-	-	-	-	
		9	CICIC Marija	-	-	-	-	
Team Totals				4	6	80	90	1.00

Team	Opponent Errors & Team Faults	59	-		
------	-------------------------------	----	---	--	--



SUN 7 JUL 2019


Start Time 14:33 - End Time 16:28


Match Duration: 1h55


Match Statistics

P3

HUN - Hungary

Non-Scoring Dig	Rk	No.	Name	Digs	Faults	Receptions	Total Attempts	Avg. by Set
		2	TOTH Fruzsina	-	4	11	15	
		17	BLEICHER Reka	-	3	1	4	
		10	KISS Greta	-	2	1	3	
		14	NEMETH Anett	-	3	-	3	
		13	VILLAM Lilla	-	1	1	2	
		7	ZOLYOMI Rebeka	-	1	-	1	
		16	GYIMES Zsafia	-	-	1	1	
		1	VEZSENYI Adrienn	-	-	-	-	
		6	VILLAM Csenge	-	-	-	-	
		8	TOTH Dalma	-	-	-	-	
		9	CICIC Marija	-	-	-	-	
		12	RICZKO Gabriella	-	-	-	-	
Team Totals				-	14	15	29	

Non-Scoring Set	Rk	No.	Name	Running Sets	Faults	Still Sets	Total Attempts	Avg. by Set	
	1	17	BLEICHER Reka	10	2	36	48	2.50	
	2	9	CICIC Marija	1	-	1	2	1.00	
		1	VEZSENYI Adrienn	-	-	-	-		
		2	TOTH Fruzsina	-	-	-	-		
		6	VILLAM Csenge	-	-	-	-		
		7	ZOLYOMI Rebeka	-	-	-	-		
		8	TOTH Dalma	-	-	-	-		
		10	KISS Greta	-	-	-	-		
		12	RICZKO Gabriella	-	-	-	-		
		13	VILLAM Lilla	-	-	-	-		
		14	NEMETH Anett	-	-	-	-		
		16	GYIMES Zsafia	-	-	-	-		
	Team Totals				11	2	37	50	2.75

Non-Scoring Reception	Rk	No.	Name	Excellents	Faults	Serve Receptions	Total Attempts	Succ. %	
	1	2	TOTH Fruzsina	4	-	11	15	26.67	
	2	10	KISS Greta	8	4	29	41	19.51	
		13	VILLAM Lilla	3	-	14	17		
		7	ZOLYOMI Rebeka	-	1	1	2		
		1	VEZSENYI Adrienn	-	-	-	-		
		6	VILLAM Csenge	-	-	-	-		
		8	TOTH Dalma	-	-	-	-		
		9	CICIC Marija	-	-	-	-		
		12	RICZKO Gabriella	-	-	-	-		
		14	NEMETH Anett	-	-	-	-		
		16	GYIMES Zsafia	-	-	-	-		
		17	BLEICHER Reka	-	-	-	-		
	Limit	25.00%							
	Team Totals				15	5	55	75	20.00



SUN 7 JUL 2019


Start Time 14:33 - End Time 16:28


Match Duration: 1h55


Match Statistics

P3

TPE - Chinese Taipei

Scoring Spike	Rk	No.	Name	Spikes	Faults	Shots	Total Attempts	Eff %	
	1	3	TSENG Wan-Ling	13	2	7	22	50.00	
	1	7	HUANG Hsin-Yu	6	1	3	10	50.00	
	3	2	CHANG Li-Wen	16	4	11	31	38.71	
	4	16	CHEN Tzu-Ya	9	3	9	21	28.57	
		15	LIN Shu-Ho	12	8	12	32		
		12	LIAO Yi-Jen	1	1	1	3		
		4	LO Yi-Ching	-	2	-	2		
		13	TSAI Qin-Yao	-	-	1	1		
		1	LAI Xiang-Chen	-	-	-	-		
		8	CHIU Ya-Hui	-	-	-	-		
		9	CHEN Jia-Man	-	-	-	-		
		20	LIU Shuang-Ling	-	-	-	-		
	Limit								
	15.00%	Team Totals			57	21	44	122	29.51

Scoring Block	Rk	No.	Name	Kill Blocks	Faults	Rebounds	Total Attempts	Avg. by Set	
	1	3	TSENG Wan-Ling	1	4	2	7	0.25	
		7	HUANG Hsin-Yu	-	3	6	9		
		15	LIN Shu-Ho	-	3	1	4		
		16	CHEN Tzu-Ya	-	3	1	4		
		2	CHANG Li-Wen	-	2	1	3		
		1	LAI Xiang-Chen	-	-	1	1		
		12	LIAO Yi-Jen	-	-	1	1		
		4	LO Yi-Ching	-	-	-	-		
		8	CHIU Ya-Hui	-	-	-	-		
		9	CHEN Jia-Man	-	-	-	-		
		13	TSAI Qin-Yao	-	-	-	-		
		20	LIU Shuang-Ling	-	-	-	-		
	Team Totals				1	15	13	29	0.25

Scoring Service	Rk	No.	Name	Aces	Faults	Serve Hits	Total Attempts	Avg. by Set	
	1	16	CHEN Tzu-Ya	2	1	14	17	0.50	
	2	2	CHANG Li-Wen	1	1	10	12	0.25	
	2	15	LIN Shu-Ho	1	-	10	11	0.25	
	2	7	HUANG Hsin-Yu	1	-	8	9	0.25	
		12	LIAO Yi-Jen	-	-	17	17		
		3	TSENG Wan-Ling	-	3	6	9		
		4	LO Yi-Ching	-	-	4	4		
		9	CHEN Jia-Man	-	-	1	1		
		13	TSAI Qin-Yao	-	1	-	1		
		1	LAI Xiang-Chen	-	-	-	-		
		8	CHIU Ya-Hui	-	-	-	-		
		20	LIU Shuang-Ling	-	-	-	-		
	Team Totals				5	6	70	81	1.25

Team	Opponent Errors & Team Faults			
		47	-	



SUN 7 JUL 2019


Start Time 14:33 - End Time 16:28


Match Duration: 1h55


Match Statistics

P3

TPE - Chinese Taipei

Non-Scoring Dig	Rk	No.	Name	Digs	Faults	Receptions	Total Attempts	Avg. by Set
	1	7	HUANG Hsin-Yu	1	1	1	3	0.25
		12	LIAO Yi-Jen	-	4	5	9	
		16	CHEN Tzu-Ya	-	2	6	8	
		1	LAI Xiang-Chen	-	2	5	7	
		15	LIN Shu-Ho	-	3	3	6	
		2	CHANG Li-Wen	-	1	3	4	
		3	TSENG Wan-Ling	-	1	-	1	
		4	LO Yi-Ching	-	1	-	1	
		8	CHIU Ya-Hui	-	-	-	-	
		9	CHEN Jia-Man	-	-	-	-	
		13	TSAI Qin-Yao	-	-	-	-	
		20	LIU Shuang-Ling	-	-	-	-	
	Team Totals				1	15	23	39

Non-Scoring Set	Rk	No.	Name	Running Sets	Faults	Still Sets	Total Attempts	Avg. by Set
	1	12	LIAO Yi-Jen	10	3	33	46	2.50
		15	LIN Shu-Ho	-	-	2	2	
		1	LAI Xiang-Chen	-	1	-	1	
		2	CHANG Li-Wen	-	1	-	1	
		7	HUANG Hsin-Yu	-	1	-	1	
		3	TSENG Wan-Ling	-	-	-	-	
		4	LO Yi-Ching	-	-	-	-	
		8	CHIU Ya-Hui	-	-	-	-	
		9	CHEN Jia-Man	-	-	-	-	
		13	TSAI Qin-Yao	-	-	-	-	
		16	CHEN Tzu-Ya	-	-	-	-	
		20	LIU Shuang-Ling	-	-	-	-	
	Team Totals				10	6	35	51

Non-Scoring Reception	Rk	No.	Name	Excellents	Faults	Serve Receptions	Total Attempts	Succ. %
		15	LIN Shu-Ho	6	1	27	34	
		16	CHEN Tzu-Ya	3	1	17	21	
		1	LAI Xiang-Chen	1	1	15	17	
		4	LO Yi-Ching	1	1	5	7	
		3	TSENG Wan-Ling	-	-	3	3	
		7	HUANG Hsin-Yu	-	-	1	1	
		2	CHANG Li-Wen	-	-	-	-	
		8	CHIU Ya-Hui	-	-	-	-	
		9	CHEN Jia-Man	-	-	-	-	
		12	LIAO Yi-Jen	-	-	-	-	
		13	TSAI Qin-Yao	-	-	-	-	
		20	LIU Shuang-Ling	-	-	-	-	
	Limit							
25.00%								
Team Totals				11	4	68	83	

LEGEND

Avg. Average

Eff. Efficiency

No. Shirt Number

Rk Rank

Suc Success %



FRI 5 JUL 2019

Start List

Start Time 14:30

SUI vs JPN

P1

First Referee: PIEROBON (ARG)

Second Referee: GONZALES (MEX)

SUI - Switzerland

Shirt colour: Black

No.	Name	Shirt Name	Pos.	Han.	Height	Weight	Highest Reach		Date of Birth	Tournament Totals				
							Spike cm	Block cm		Spike	Block	Serve	Total	%
1	LENGWEILER Julie		OS		1.87	74	310	300	6 NOV 1998					
3	ZAUGG Livia		WS		1.80	69	295	285	29 JAN 1996					
4	SCHOTTROFF Gabi		MB		1.92	78	310	280	8 FEB 1997					
6	MATTER Madlaina		MB		1.83	64	309	290	19 OCT 1996					
8	STORCK Maja (C)		OS		1.84	75	315	295	8 OCT 1998					
9	BRUNNER Sarina		WS		1.78	64	298	285	8 JUL 1997					
10	SULSER Samira Stephanie		MB		1.87	65	305	290	22 DEC 1995					
11	TROSCHE Sarah		S		1.76	70	280	270	28 SEP 1994					
12	KNUTTI Flavia		L		1.72	60	279	250	13 JAN 1998					
13	STAFFELBACH Xenia		MB		1.83	72	293	287	16 MAR 1998					
15	PETITAT Chiara		L		1.80	75	298	288	4 AUG 2000					
20	WASSNER Olivia		S		1.83	70	297	290	22 MAR 1999					
Coach LIPPUNER Timothy							Assistant SCHREIER Jurgen							

JPN - Japan

Shirt colour: White

No.	Name	Shirt Name	Pos.	Han.	Height	Weight	Highest Reach		Date of Birth	Tournament Totals				
							Spike cm	Block cm		Spike	Block	Serve	Total	%
1	INOUE Arisa (C)		WS		1.78	66	303	285	8 MAY 1995					
2	SUGI Ayaka		MB		1.78	73	300	290	14 FEB 1996					
3	SAWADA Yuka		S		1.59	57	273	268	14 AUG 1996					
4	FURUYA Chinami		WS		1.73	65	297	280	20 APR 1996					
5	SADAKANE Riho		WS		1.70	67	286	276	13 APR 1996					
6	TAKASO Minami		WS		1.64	57	301	279	8 AUG 1996					
7	OIKAWA Mayu		MB		1.75	60	299	290	26 JUN 1996					
8	TANAKA Saki		OS		1.69	57	296	274	21 SEP 1996					
9	MATSUI Tamaki		S		1.70	63	280	275	10 JAN 1998					
10	YOKOTA Mami		MB		1.77	62	294	286	10 DEC 1997					
11	SHIMA Mikoto		OS		1.75	65	292	275	18 JAN 1999					
12	IKEYA Yuka		L		1.56	55	260	255	27 DEC 1997					
Coach NEMOTO Ken							Assistant YUZAWA Yoshitaka / KOMATA Miki							

LEGEND

%	Percentage of total team score	(C)	Team Captain	BH	Both Handed	Han.	Handedness	L	Libero
LH	Left Handed	MB	Middle blocker	No.	Shirt Number	OS	Opposite hitter	Pos	Playing Position
PR	Preliminary	RH	Right Handed	S	Setter	WS	Outside hitter		



FRI 5 JUL 2019
Start Time 14:30 - End Time 15:41
Match Duration 1h10

Results
P2

SUI vs JPN
0 3

Team	Sets	1	2	3	Total
SUI	0	15	14	13	42
JPN	3	25	25	25	75
	Playing Time	22min	20min	21min	1h4

First Referee: PIEROBON (ARG)

Second Referee: GONZALES (MEX)

SUI - Switzerland								
No.	Name	Pos.	1	2	3	4	5	Pts
1	LENGWEILER Julie	OS			2			2
3	ZAUGG Livia	WS	2	1	5			4
4	SCHOTTROFF Gabi	MB	3	2	3			3
6	MATTER Madlaina	MB	6	5	6			3
8	STORCK Maja (C)	OS	4	3	4			9
9	BRUNNER Sarina	WS	5	4				6
10	SULSER Samira Stephanie	MB						
11	TROSCH Sarah	S	1	6	1			1
12	KNUTTI Flavia	L						
13	STAFFELBACH Xenia	MB						
15	PETITAT Chiara	L	L	L	L			
20	WASSNER Olivia	S	11	11	11			

JPN - Japan								
No.	Name	Pos.	1	2	3	4	5	Pts
1	INOUE Arisa (C)	WS	2	2	2			12
2	SUGI Ayaka	MB						
3	SAWADA Yuka	S			11			
4	FURUYA Chinami	WS	5	5	5			14
5	SADAKANE Riho	WS		4				
6	TAKASO Minami	WS			1			
7	OIKAWA Mayu	MB	6	6	6			5
8	TANAKA Saki	OS			9			
9	MATSUI Tamaki	S	1	1	1			3
10	YOKOTA Mami	MB	3	3	3			12
11	SHIMA Mikoto	OS	4	4	4			11
12	IKEDA Yuka	L	L	L	L			

Coach LIPPUNER Timothy
Assistant Coach SCHREIER Jurgen

Coach NEMOTO Ken
Assistant Coach YUZAWA Yoshitaka / KOMATA Miki

TEAM AND PLAYER PERFORMANCES

Won	Total Atts	No. Name	Scoring Skills	Won	Total Atts	No. Name
24	79	Total Team	Spike	44	90	Total Team
9	25	8 STORCK Maja		11	22	1 INOUE Arisa
5	13	9 BRUNNER Sarina		10	19	10 YOKOTA Mami
3	15	3 ZAUGG Livia		9	19	11 SHIMA Mikoto
1	27	Total Team	Block	4	24	Total Team
1	8	4 SCHOTTROFF Gabi		2	5	11 SHIMA Mikoto
				1	8	10 YOKOTA Mami
3	44	Total Team	Serve	9	73	Total Team
1	8	11 TROSCH Sarah		4	9	4 FURUYA Chinami
1	6	3 ZAUGG Livia		3	15	9 MATSUI Tamaki
1	6	9 BRUNNER Sarina		1	13	1 INOUE Arisa
33		Total Team	Opp. Error	48		Total Team
61	150	Total Team	Total	105	187	Total Team
9	34	8 STORCK Maja	Best Scorer	14	30	4 FURUYA Chinami

LEGEND

(C) Team Captain
nn Substitute where nn = shirt number of outgoing player
MB Middle blocker
OS Opposite hitter
S Setter
n Starting line-up where n= starting position on court
Atts Attempts
No. Shirt Number
Pos Playing Position
WS Outside hitter
L Substitute Libero
L Libero
Opp. Opponent
Pts Points scored



FRI 5 JUL 2019

Start Time 14:30 - End Time 15:41

Match Duration: 1h10

Match Statistics

P3

SUI vs JPN


0 3


Team	Sets	1	2	3	Total
SUI	0	15	14	13	42
JPN	3	25	25	25	75
	Playing Time	22min	20min	21min	1h4


First Referee: PIEROBON (ARG)

Second Referee: GONZALES (MEX)

SUI - Switzerland

Scoring Spike	Rk	No.	Name	Spikes	Faults	Shots	Total Attempts	Eff %	
	1	8	STORCK Maja	9	5	11	25	16.00	
	2	9	BRUNNER Sarina	5	3	5	13	15.38	
	3	6	MATTER Madlaina	3	2	2	7	14.29	
	4	3	ZAUGG Livia	3	1	11	15	13.33	
	5	4	SCHOTTROFF Gabi	2	1	5	8	12.50	
		1	LENGWEILER Julie	2	3	4	9		
		11	TROSCH Sarah	-	-	1	1		
		20	WASSNER Olivia	-	-	1	1		
		10	SULSER Samira Stephanie	-	-	-	-		
		12	KNUTTI Flavia	-	-	-	-		
		13	STAFFELBACH Xenia	-	-	-	-		
		15	PETITAT Chiara	-	-	-	-		
	Limit								
	15.00%	Team Totals			24	15	40	79	

Scoring Block	Rk	No.	Name	Kill Blocks	Faults	Rebounds	Total Attempts	Avg. by Set	
	1	4	SCHOTTROFF Gabi	1	3	4	8	0.33	
		6	MATTER Madlaina	-	1	8	9		
		8	STORCK Maja	-	3	1	4		
		3	ZAUGG Livia	-	-	3	3		
		11	TROSCH Sarah	-	2	-	2		
		9	BRUNNER Sarina	-	1	-	1		
		1	LENGWEILER Julie	-	-	-	-		
		10	SULSER Samira Stephanie	-	-	-	-		
		12	KNUTTI Flavia	-	-	-	-		
		13	STAFFELBACH Xenia	-	-	-	-		
		15	PETITAT Chiara	-	-	-	-		
		20	WASSNER Olivia	-	-	-	-		
		Team Totals			1	10	16	27	0.33

Scoring Service	Rk	No.	Name	Aces	Faults	Serve Hits	Total Attempts	Avg. by Set	
	1	9	BRUNNER Sarina	1	-	5	6	0.50	
	2	11	TROSCH Sarah	1	1	6	8	0.33	
	2	3	ZAUGG Livia	1	1	4	6	0.33	
		6	MATTER Madlaina	-	1	6	7		
		4	SCHOTTROFF Gabi	-	1	5	6		
		8	STORCK Maja	-	1	4	5		
		1	LENGWEILER Julie	-	-	4	4		
		20	WASSNER Olivia	-	-	2	2		
		10	SULSER Samira Stephanie	-	-	-	-		
		12	KNUTTI Flavia	-	-	-	-		
		13	STAFFELBACH Xenia	-	-	-	-		
		15	PETITAT Chiara	-	-	-	-		
		Team Totals			3	5	36	44	1.00

Team	Opponent Errors & Team Faults	33	-		
------	-------------------------------	----	---	--	--



FRI 5 JUL 2019


Start Time 14:30 - End Time 15:41


Match Duration: 1h10


Match Statistics

P3

SUI - Switzerland

Non-Scoring Dig	Rk	No.	Name	Digs	Faults	Receptions	Total Attempts	Avg. by Set
		15	PETITAT Chiara	-	5	4	9	
		8	STORCK Maja	-	1	6	7	
		3	ZAUGG Livia	-	1	4	5	
		11	TROSCH Sarah	-	2	1	3	
		9	BRUNNER Sarina	-	1	1	2	
		4	SCHOTTROFF Gabi	-	1	-	1	
		6	MATTER Madlaina	-	-	1	1	
		20	WASSNER Olivia	-	1	-	1	
		1	LENGWEILER Julie	-	-	-	-	
		10	SULSER Samira Stephanie	-	-	-	-	
		12	KNUTTI Flavia	-	-	-	-	
		13	STAFFELBACH Xenia	-	-	-	-	
	Team Totals				-	12	17	29

Non-Scoring Set	Rk	No.	Name	Running Sets	Faults	Still Sets	Total Attempts	Avg. by Set
		1	LENGWEILER Julie	-	1	-	1	
		3	ZAUGG Livia	-	-	-	-	
		4	SCHOTTROFF Gabi	-	-	-	-	
		6	MATTER Madlaina	-	-	-	-	
		8	STORCK Maja	-	-	-	-	
		9	BRUNNER Sarina	-	-	-	-	
		10	SULSER Samira Stephanie	-	-	-	-	
		11	TROSCH Sarah	-	-	-	-	
		12	KNUTTI Flavia	-	-	-	-	
		13	STAFFELBACH Xenia	-	-	-	-	
		15	PETITAT Chiara	-	-	-	-	
	20	WASSNER Olivia	-	-	-	-		
Team Totals				-	1	-	1	

Non-Scoring Reception	Rk	No.	Name	Excellents	Faults	Serve Receptions	Total Attempts	Succ. %
		1	BRUNNER Sarina	10	2	5	17	58.82
		2	PETITAT Chiara	8	-	7	15	53.33
		3	ZAUGG Livia	9	3	10	22	40.91
		1	LENGWEILER Julie	-	4	4	8	
		8	STORCK Maja	-	-	2	2	
		6	MATTER Madlaina	-	-	1	1	
		4	SCHOTTROFF Gabi	-	-	-	-	
		10	SULSER Samira Stephanie	-	-	-	-	
		11	TROSCH Sarah	-	-	-	-	
		12	KNUTTI Flavia	-	-	-	-	
		13	STAFFELBACH Xenia	-	-	-	-	
		20	WASSNER Olivia	-	-	-	-	
	Limit							
25.00%	Team Totals			27	9	29	65	41.54



FRI 5 JUL 2019


Start Time 14:30 - End Time 15:41


Match Duration: 1h10


Match Statistics

P3

JPN - Japan

Scoring Spike	Rk	No.	Name	Spikes	Faults	Shots	Total Attempts	Eff %
	1	7	OIKAWA Mayu	5	-	4	9	55.56
	2	10	YOKOTA Mami	10	1	8	19	47.37
	3	1	INOUE Arisa	11	1	10	22	45.45
	4	4	FURUYA Chinami	9	2	8	19	36.84
	4	11	SHIMA Mikoto	9	2	8	19	36.84
		6	TAKASO Minami	-	-	1	1	-
		9	MATSUI Tamaki	-	-	1	1	-
		2	SUGI Ayaka	-	-	-	-	-
		3	SAWADA Yuka	-	-	-	-	-
		5	SADAKANE Riho	-	-	-	-	-
		8	TANAKA Saki	-	-	-	-	-
		12	IKEYA Yuka	-	-	-	-	-
Limit								
15.00%	Team Totals			44	6	40	90	42.22

Scoring Block	Rk	No.	Name	Kill Blocks	Faults	Rebounds	Total Attempts	Avg. by Set
	1	11	SHIMA Mikoto	2	2	1	5	0.67
	2	10	YOKOTA Mami	1	5	2	8	0.33
	2	4	FURUYA Chinami	1	-	1	2	0.33
		7	OIKAWA Mayu	-	2	2	4	-
		1	INOUE Arisa	-	2	1	3	-
		9	MATSUI Tamaki	-	-	2	2	-
		2	SUGI Ayaka	-	-	-	-	-
		3	SAWADA Yuka	-	-	-	-	-
		5	SADAKANE Riho	-	-	-	-	-
		6	TAKASO Minami	-	-	-	-	-
		8	TANAKA Saki	-	-	-	-	-
		12	IKEYA Yuka	-	-	-	-	-
Team Totals				4	11	9	24	1.33

Scoring Service	Rk	No.	Name	Aces	Faults	Serve Hits	Total Attempts	Avg. by Set
	1	4	FURUYA Chinami	4	2	3	9	1.33
	2	9	MATSUI Tamaki	3	-	12	15	1.00
	3	10	YOKOTA Mami	1	3	10	14	0.33
	3	1	INOUE Arisa	1	1	11	13	0.33
		7	OIKAWA Mayu	-	-	10	10	-
		11	SHIMA Mikoto	-	2	4	6	-
		3	SAWADA Yuka	-	-	4	4	-
		5	SADAKANE Riho	-	-	2	2	-
		2	SUGI Ayaka	-	-	-	-	-
		6	TAKASO Minami	-	-	-	-	-
		8	TANAKA Saki	-	-	-	-	-
		12	IKEYA Yuka	-	-	-	-	-
Team Totals				9	8	56	73	3.00

Team	Opponent Errors & Team Faults			
		48	-	



FRI 5 JUL 2019


Start Time 14:30 - End Time 15:41


Match Duration: 1h10


Match Statistics

P3

JPN - Japan

Non-Scoring Dig	Rk	No.	Name	Digs	Faults	Receptions	Total Attempts	Avg. by Set
		11	SHIMA Mikoto	-	-	7	7	
		12	IKEYA Yuka	-	2	5	7	
		1	INOUE Arisa	-	1	5	6	
		9	MATSUI Tamaki	-	1	2	3	
		5	SADAKANE Riho	-	-	2	2	
		10	YOKOTA Mami	-	1	1	2	
		4	FURUYA Chinami	-	-	1	1	
		6	TAKASO Minami	-	-	1	1	
		7	OIKAWA Mayu	-	-	1	1	
		2	SUGI Ayaka	-	-	-	-	
		3	SAWADA Yuka	-	-	-	-	
		8	TANAKA Saki	-	-	-	-	
Team Totals				-	5	25	30	

Non-Scoring Set	Rk	No.	Name	Running Sets	Faults	Still Sets	Total Attempts	Avg. by Set
		11	SHIMA Mikoto	-	1	-	1	
		1	INOUE Arisa	-	-	-	-	
		2	SUGI Ayaka	-	-	-	-	
		3	SAWADA Yuka	-	-	-	-	
		4	FURUYA Chinami	-	-	-	-	
		5	SADAKANE Riho	-	-	-	-	
		6	TAKASO Minami	-	-	-	-	
		7	OIKAWA Mayu	-	-	-	-	
		8	TANAKA Saki	-	-	-	-	
		9	MATSUI Tamaki	-	-	-	-	
		10	YOKOTA Mami	-	-	-	-	
		12	IKEYA Yuka	-	-	-	-	
Team Totals				-	1	-	1	

Non-Scoring Reception	Rk	No.	Name	Excellents	Faults	Serve Receptions	Total Attempts	Succ. %
	1	12	IKEYA Yuka	5	-	2	7	71.43
	2	4	FURUYA Chinami	8	1	3	12	66.67
	3	1	INOUE Arisa	7	2	5	14	50.00
		6	TAKASO Minami	-	-	2	2	
		11	SHIMA Mikoto	-	-	2	2	
		5	SADAKANE Riho	-	-	1	1	
		10	YOKOTA Mami	-	-	1	1	
		2	SUGI Ayaka	-	-	-	-	
		3	SAWADA Yuka	-	-	-	-	
		7	OIKAWA Mayu	-	-	-	-	
		8	TANAKA Saki	-	-	-	-	
		9	MATSUI Tamaki	-	-	-	-	
Limit	25.00%							
Team Totals				20	3	16	39	51.28

LEGEND

Avg. Average Eff. Efficiency No. Shirt Number Rk Rank Succ Success %



FRI 5 JUL 2019

Start List

Start Time 20:00

USA vs ITA

P1

First Referee: WANG HJ (CHN)

Second Referee: CHUNG (TPE)

USA - United States

Shirt colour: Red

No.	Name	Shirt Name	Pos.	Han.	Height	Weight	Highest Reach		Date of Birth	Tournament Totals				
							Spike cm	Block cm		Spike	Block	Serve	Total	%
1	FITZMORRIS Audriana Margaret		OS		1.98	86	0	0	30 OCT 1997					
2	SAMEDY Stephanie		OS		1.88	83	0	0	27 SEP 1998					
3	BROWN Diana Elizabeth		S		1.82	68	0	0	14 SEP 1999					
4	DILFER Victoria Belle		S		1.77	72	0	0	26 FEB 1999					
5	ESCHENBERG Kennedy Mykel		MB		1.95	77	0	0	4 APR 1998					
6	GATES Madeleine Randel		MB		1.90	76	0	0	30 OCT 1998					
7	NIECE Avalyn Keli		MB		1.82	83	0	0	10 JUL 1998					
8	BARNES Lauren Margaret		L		1.67	65	0	0	29 JUN 1999					
9	BAJEMA Kara Jane (C)		WS		1.88	81	0	0	24 MAR 1998					
10	KUYAVA-DE BERG Kylie Marie		WS		1.93	86	0	0	30 MAR 1999					
11	ROLLINS Adanna Lauran		WS		1.83	66	0	0	10 OCT 1999					
12	MC CLURE Meghan Shea		WS		1.82	72	0	0	19 AUG 1999					

Coach COOK Robert

Assistant LAUNIERE Elizabeth / KELLY William Timothy

ITA - Italy

Shirt colour: White

No.	Name	Shirt Name	Pos.	Han.	Height	Weight	Highest Reach		Date of Birth	Tournament Totals				
							Spike cm	Block cm		Spike	Block	Serve	Total	%
2	MOLINARO Beatrice		MB		1.80	78	0	0	15 JUN 1995					
3	CAMBI Carlotta (C)		S		1.80	76	0	0	28 MAY 1996					
4	BOSIO Francesca		S		1.80	76	0	0	7 AUG 1997					
5	NAPODANO Francesca		WS		1.80	70	0	0	17 JAN 1999					
7	BERTI Beatrice		MB		1.78	68	0	0	12 JAN 1996					
8	NICOLETTI Anna		OS		1.87	76	0	0	3 JAN 1996					
9	VILLANI Francesca		WS		1.80	75	0	0	30 MAY 1995					
10	DE BORTOLI Chiara		L		1.82	69	0	0	28 JUL 1997					
12	ANGELINA Giulia		WS		1.85	72	0	0	26 FEB 1997					
13	PERINELLI Elena		WS		1.78	76	0	0	27 JUN 1995					
14	BOTEZAT Alexandra		MB		1.87	80	0	0	3 AUG 1998					
15	NWAKALOR Sylvia Chineho		WS		1.80	76	0	0	12 AUG 1999					

Coach PAGLIALUNGA Marco

Assistant PIRAGNOLI Luca

LEGEND

%	Percentage of total team score	(C)	Team Captain	BH	Both Handed	Han.	Handedness	L	Libero
LH	Left Handed	MB	Middle blocker	No.	Shirt Number	OS	Opposite hitter	Pos	Playing Position
PR	Preliminary	RH	Right Handed	S	Setter	WS	Outside hitter		



FRI 5 JUL 2019
Start Time 19:58 - End Time 21:27
Match Duration 1h29

Results
P2

USA vs ITA
0 3

Team	Sets	1	2	3	Total
USA	0	19	22	23	64
ITA	3	25	25	25	75
	Playing Time	26min	27min	29min	1h23

First Referee: WANG HJ (CHN)

Second Referee: CHUNG (TPE)

USA - United States								
No.	Name	Pos.	1	2	3	4	5	Pts
1	FITZMORRIS Audriana Margaret	OS	4	4	4			4
2	SAMEDY Stephanie	OS	6	6	4			10
3	BROWN Diana Elizabeth	S	2	2	2			
4	DILFER Victoria Belle	S	3	3	1			
5	ESCHENBERG Kennedy Mykel	MB			3			1
6	GATES Madeleine Randel	MB	2	2				6
7	NIECE Avalyn Keli	MB	5	5	6			2
8	BARNES Lauren Margaret	L	L	L	L			
9	BAJEMA Kara Jane (C)	WS	4	4	2			17
10	KUYAVA-DE BERG Kylie Marie	WS			12			2
11	ROLLINS Adanna Lauran	WS	1	1				4
12	MC CLURE Meghan Shea	WS		11	5			

ITA - Italy								
No.	Name	Pos.	1	2	3	4	5	Pts
2	MOLINARO Beatrice	MB			14			2
3	CAMBI Carlotta (C)	S	6	6	6			3
4	BOSIO Francesca	S						
5	NAPODANO Francesca	WS		7	12			
7	BERTI Beatrice	MB	5	5	5			4
8	NICOLETTI Anna	OS	3	3	3			16
9	VILLANI Francesca	WS	4	4	4			9
10	DE BORTOLI Chiara	L	L	L	L			
12	ANGELINA Giulia	WS	13	1	1			10
13	PERINELLI Elena	WS	1	12				2
14	BOTEZAT Alexandra	MB	2	2	2			7
15	NWAKALOR Sylvia Chinelo	WS	3	3				

Coach COOK Robert
Assistant Coach LAUNIERE Elizabeth / KELLY William

Coach PAGLIALUNGA Marco
Assistant Coach PIRAGNOLI Luca

TEAM AND PLAYER PERFORMANCES

Won	Total Atts	No.	Name	Scoring Skills	Won	Total Atts	No.	Name
38	99	Total	Team	Spike	40	111	Total	Team
15	29	9	BAJEMA Kara Jane		15	35	8	NICOLETTI Anna
9	27	2	SAMEDY Stephanie		9	19	12	ANGELINA Giulia
4	10	1	FITZMORRIS Audriana Margaret		6	22	9	VILLANI Francesca
5	37	Total	Team	Block	7	33	Total	Team
2	7	9	BAJEMA Kara Jane		3	9	14	BOTEZAT Alexandra
1	5	2	SAMEDY Stephanie		2	5	9	VILLANI Francesca
1	6	6	GATES Madeleine Randel		1	4	12	ANGELINA Giulia
3	65	Total	Team	Serve	6	74	Total	Team
2	9	6	GATES Madeleine Randel		2	3	2	MOLINARO Beatrice
1	9	11	ROLLINS Adanna Lauran		2	20	3	CAMBI Carlotta
					1	11	14	BOTEZAT Alexandra
46		Total	Team	Opp. Error	55		Total	Team
92	201	Total	Team	Total	108	218	Total	Team
17	47	9	BAJEMA Kara Jane	Best Scorer	16	48	8	NICOLETTI Anna

LEGEND

- (C) Team Captain
- nn Substitute where nn = shirt number of outgoing player
- MB Middle blocker
- OS Opposite hitter
- S Setter
- n Starting line-up where n= starting position on court
- Atts Attempts
- No. Shirt Number
- Pos Playing Position
- WS Outside hitter
- L Substitute Libero
- L Libero
- Opp. Opponent
- Pts Points scored



FRI 5 JUL 2019

Start Time 19:58 - End Time 21:27

Match Duration: 1h29

Match Statistics

P3

USA vs ITA

0 3


Team	Sets	1	2	3	Total
USA	0	19	22	23	64
ITA	3	25	25	25	75
	Playing Time	26min	27min	29min	1h23


First Referee: WANG HJ (CHN)

Second Referee: CHUNG (TPE)

USA - United States

Scoring Spike	Rk	No.	Name	Spikes	Faults	Shots	Total Attempts	Eff %	
	1	10	KUYAVA-DE BERG Kylie Marie	2	-	-	2	100.00	
	2	1	FITZMORRIS Audriana Margaret	4	-	6	10	40.00	
	3	9	BAJEMA Kara Jane	15	4	10	29	37.93	
	4	7	NIECE Avalyn Keli	2	1	-	3	33.33	
	5	2	SAMEDY Stephanie	9	2	16	27	25.93	
		11	ROLLINS Adanna Lauran	3	2	5	10		
		6	GATES Madeleine Randel	3	3	3	9		
		12	MC CLURE Meghan Shea	-	1	4	5		
		5	ESCHENBERG Kennedy Mykel	-	1	3	4		
		3	BROWN Diana Elizabeth	-	-	-	-		
		4	DILFER Victoria Belle	-	-	-	-		
		8	BARNES Lauren Margaret	-	-	-	-		
	Limit								
	15.00%	Team Totals			38	14	47	99	24.24

Scoring Block	Rk	No.	Name	Kill Blocks	Faults	Rebounds	Total Attempts	Avg. by Set
	1	5	ESCHENBERG Kennedy Mykel	1	1	4	6	1.00
	2	9	BAJEMA Kara Jane	2	2	3	7	0.67
	3	6	GATES Madeleine Randel	1	2	3	6	0.50
	4	2	SAMEDY Stephanie	1	1	3	5	0.33
		7	NIECE Avalyn Keli	-	4	1	5	
		1	FITZMORRIS Audriana Margaret	-	2	1	3	
		4	DILFER Victoria Belle	-	2	1	3	
		11	ROLLINS Adanna Lauran	-	1	-	1	
		12	MC CLURE Meghan Shea	-	1	-	1	
		3	BROWN Diana Elizabeth	-	-	-	-	
		8	BARNES Lauren Margaret	-	-	-	-	
		10	KUYAVA-DE BERG Kylie Marie	-	-	-	-	
		Team Totals			5	16	16	37

Scoring Service	Rk	No.	Name	Aces	Faults	Serve Hits	Total Attempts	Avg. by Set
	1	6	GATES Madeleine Randel	2	-	7	9	1.00
	2	11	ROLLINS Adanna Lauran	1	1	7	9	0.50
		4	DILFER Victoria Belle	-	3	8	11	
		9	BAJEMA Kara Jane	-	1	10	11	
		7	NIECE Avalyn Keli	-	-	7	7	
		12	MC CLURE Meghan Shea	-	-	7	7	
		2	SAMEDY Stephanie	-	-	4	4	
		5	ESCHENBERG Kennedy Mykel	-	-	4	4	
		3	BROWN Diana Elizabeth	-	1	2	3	
		1	FITZMORRIS Audriana Margaret	-	-	-	-	
		8	BARNES Lauren Margaret	-	-	-	-	
		10	KUYAVA-DE BERG Kylie Marie	-	-	-	-	
		Team Totals			3	6	56	65

Team	Opponent Errors & Team Faults	46	-		
------	-------------------------------	----	---	--	--



FRI 5 JUL 2019


Start Time 19:58 - End Time 21:27


Match Duration: 1h29


Match Statistics

P3

USA - United States

Non-Scoring Dig	Rk	No.	Name	Digs	Faults	Receptions	Total Attempts	Avg. by Set
		8	BARNES Lauren Margaret	-	4	7	11	
		7	NIECE Avalyn Keli	-	2	2	4	
		2	SAMEDY Stephanie	-	2	1	3	
		4	DILFER Victoria Belle	-	1	2	3	
		9	BAJEMA Kara Jane	-	1	2	3	
		11	ROLLINS Adanna Lauran	-	1	2	3	
		12	MC CLURE Meghan Shea	-	1	1	2	
		5	ESCHENBERG Kennedy Mykel	-	-	1	1	
		6	GATES Madeleine Randel	-	1	-	1	
		1	FITZMORRIS Audriana Margaret	-	-	-	-	
		3	BROWN Diana Elizabeth	-	-	-	-	
	10	KUYAVA-DE BERG Kylie Marie	-	-	-	-		
Team Totals				-	13	18	31	

Non-Scoring Set	Rk	No.	Name	Running Sets	Faults	Still Sets	Total Attempts	Avg. by Set
		4	DILFER Victoria Belle	-	3	-	3	
		3	BROWN Diana Elizabeth	-	2	-	2	
		8	BARNES Lauren Margaret	-	1	-	1	
		1	FITZMORRIS Audriana Margaret	-	-	-	-	
		2	SAMEDY Stephanie	-	-	-	-	
		5	ESCHENBERG Kennedy Mykel	-	-	-	-	
		6	GATES Madeleine Randel	-	-	-	-	
		7	NIECE Avalyn Keli	-	-	-	-	
		9	BAJEMA Kara Jane	-	-	-	-	
		10	KUYAVA-DE BERG Kylie Marie	-	-	-	-	
		11	ROLLINS Adanna Lauran	-	-	-	-	
		12	MC CLURE Meghan Shea	-	-	-	-	
Team Totals				-	6	-	6	

Non-Scoring Reception	Rk	No.	Name	Excellents	Faults	Serve Receptions	Total Attempts	Succ. %
	1	1	FITZMORRIS Audriana Margaret	1	-	-	1	100.00
	2	12	MC CLURE Meghan Shea	8	-	5	13	61.54
	3	9	BAJEMA Kara Jane	5	1	5	11	45.45
	4	8	BARNES Lauren Margaret	6	1	8	15	40.00
	5	11	ROLLINS Adanna Lauran	5	2	14	21	23.81
		4	DILFER Victoria Belle	-	1	-	1	
		6	GATES Madeleine Randel	-	1	-	1	
		10	KUYAVA-DE BERG Kylie Marie	-	-	1	1	
		2	SAMEDY Stephanie	-	-	-	-	
		3	BROWN Diana Elizabeth	-	-	-	-	
		5	ESCHENBERG Kennedy Mykel	-	-	-	-	
		7	NIECE Avalyn Keli	-	-	-	-	
Limit								
25.00%	Team Totals			25	6	33	64	39.06



FRI 5 JUL 2019


Start Time 19:58 - End Time 21:27


Match Duration: 1h29


Match Statistics

P3

ITA - Italy

Scoring Spike	Rk	No.	Name	Spikes	Faults	Shots	Total Attempts	Eff %	
	1	7	BERTI Beatrice	4	-	5	9	44.44	
	2	8	NICOLETTI Anna	15	2	18	35	37.14	
	3	12	ANGELINA Giulia	9	3	7	19	31.58	
		9	VILLANI Francesca	6	3	13	22		
		14	BOTEZAT Alexandra	3	3	4	10		
		13	PERINELLI Elena	2	2	4	8		
		3	CAMBI Carlotta	1	1	4	6		
		2	MOLINARO Beatrice	-	-	2	2		
		4	BOSIO Francesca	-	-	-	-		
		5	NAPODANO Francesca	-	-	-	-		
		10	DE BORTOLI Chiara	-	-	-	-		
		15	NWAKALOR Sylvia Chinelo	-	-	-	-		
	Limit								
	15.00%	Team Totals			40	14	57	111	23.42

Scoring Block	Rk	No.	Name	Kill Blocks	Faults	Rebounds	Total Attempts	Avg. by Set
	1	14	BOTEZAT Alexandra	3	4	2	9	1.00
	2	9	VILLANI Francesca	2	3	-	5	0.67
	3	12	ANGELINA Giulia	1	2	1	4	0.33
	3	8	NICOLETTI Anna	1	1	1	3	0.33
		7	BERTI Beatrice	-	-	5	5	
		2	MOLINARO Beatrice	-	2	2	4	
		3	CAMBI Carlotta	-	1	1	2	
		15	NWAKALOR Sylvia Chinelo	-	1	-	1	
		4	BOSIO Francesca	-	-	-	-	
		5	NAPODANO Francesca	-	-	-	-	
		10	DE BORTOLI Chiara	-	-	-	-	
		13	PERINELLI Elena	-	-	-	-	
	Team Totals				7	14	12	33

Scoring Service	Rk	No.	Name	Aces	Faults	Serve Hits	Total Attempts	Avg. by Set	
	1	2	MOLINARO Beatrice	2	-	1	3	2.00	
	2	3	CAMBI Carlotta	2	1	17	20	0.67	
	3	14	BOTEZAT Alexandra	1	2	8	11	0.33	
	3	9	VILLANI Francesca	1	-	7	8	0.33	
		7	BERTI Beatrice	-	1	9	10		
		8	NICOLETTI Anna	-	3	7	10		
		12	ANGELINA Giulia	-	1	4	5		
		13	PERINELLI Elena	-	2	2	4		
		5	NAPODANO Francesca	-	-	3	3		
		4	BOSIO Francesca	-	-	-	-		
		10	DE BORTOLI Chiara	-	-	-	-		
		15	NWAKALOR Sylvia Chinelo	-	-	-	-		
	Team Totals				6	10	58	74	2.00

Team	Opponent Errors & Team Faults			
		55	-	



FRI 5 JUL 2019


Start Time 19:58 - End Time 21:27


Match Duration: 1h29


Match Statistics

P3

ITA - Italy

Non-Scoring Dig	Rk	No.	Name	Digs	Faults	Receptions	Total Attempts	Avg. by Set	
		10	DE BORTOLI Chiara	-	2	12	14		
		8	NICOLETTI Anna	-	1	6	7		
		9	VILLANI Francesca	-	1	6	7		
		7	BERTI Beatrice	-	2	3	5		
		12	ANGELINA Giulia	-	2	3	5		
		3	CAMBI Carlotta	-	1	3	4		
		14	BOTEZAT Alexandra	-	1	3	4		
		4	BOSIO Francesca	-	-	1	1		
		13	PERINELLI Elena	-	1	-	1		
		2	MOLINARO Beatrice	-	-	-	-		
		5	NAPODANO Francesca	-	-	-	-		
		15	NWAKALOR Sylvia Chinelo	-	-	-	-		
	Team Totals				-	11	37	48	

Non-Scoring Set	Rk	No.	Name	Running Sets	Faults	Still Sets	Total Attempts	Avg. by Set	
		2	MOLINARO Beatrice	-	-	-	-		
		3	CAMBI Carlotta	-	-	-	-		
		4	BOSIO Francesca	-	-	-	-		
		5	NAPODANO Francesca	-	-	-	-		
		7	BERTI Beatrice	-	-	-	-		
		8	NICOLETTI Anna	-	-	-	-		
		9	VILLANI Francesca	-	-	-	-		
		10	DE BORTOLI Chiara	-	-	-	-		
		12	ANGELINA Giulia	-	-	-	-		
		13	PERINELLI Elena	-	-	-	-		
		14	BOTEZAT Alexandra	-	-	-	-		
		15	NWAKALOR Sylvia Chinelo	-	-	-	-		
	Team Totals				-	-	-	-	

Non-Scoring Reception	Rk	No.	Name	Excellents	Faults	Serve Receptions	Total Attempts	Succ. %	
	1	5	NAPODANO Francesca	1	-	-	1	100.00	
	2	13	PERINELLI Elena	4	-	1	5	80.00	
	3	10	DE BORTOLI Chiara	8	-	3	11	72.73	
	4	12	ANGELINA Giulia	4	-	5	9	44.44	
	5	9	VILLANI Francesca	12	3	14	29	41.38	
		8	NICOLETTI Anna	-	-	3	3		
		7	BERTI Beatrice	-	-	1	1		
		2	MOLINARO Beatrice	-	-	-	-		
		3	CAMBI Carlotta	-	-	-	-		
		4	BOSIO Francesca	-	-	-	-		
		14	BOTEZAT Alexandra	-	-	-	-		
		15	NWAKALOR Sylvia Chinelo	-	-	-	-		
	Limit								
	25.00%	Team Totals			29	3	27	59	49.15

LEGEND

Avg. Average Eff. Efficiency No. Shirt Number Rk Rank Succ Success %



SAT 6 JUL 2019
Start Time 14:30

Start List

USA vs SUI

P1

First Referee: KITTICHAISOMBAT (THA)

Second Referee: KELLEMBERGER (GER)

USA - United States

Shirt colour: White

No.	Name	Shirt Name	Pos.	Han.	Height	Weight	Highest Reach		Date of Birth	Tournament Totals				
							Spike cm	Block cm		Spike	Block	Serve	Total	%
1	FITZMORRIS Audriana Margaret		OS		1.98	86	0	0	30 OCT 1997	4	0	0	4	44.44
2	SAMEDY Stephanie		OS		1.88	83	0	0	27 SEP 1998	9	1	0	10	111.11
3	BROWN Diana Elizabeth		S		1.82	68	0	0	14 SEP 1999	0	0	0	0	0
4	DILFER Victoria Belle		S		1.77	72	0	0	26 FEB 1999	0	0	0	0	0
5	ESCHENBERG Kennedy Mykel		MB		1.95	77	0	0	4 APR 1998	0	1	0	1	11.11
6	GATES Madeleine Randel		MB		1.90	76	0	0	30 OCT 1998	3	1	2	6	66.67
7	NIECE Avalyn Keli		MB		1.82	83	0	0	10 JUL 1998	2	0	0	2	22.22
8	BARNES Lauren Margaret		L		1.67	65	0	0	29 JUN 1999	0	0	0	0	0
9	BAJEMA Kara Jane (C)		WS		1.88	81	0	0	24 MAR 1998	15	2	0	17	188.89
10	KUYAVA-DE BERG Kylie Marie		WS		1.93	86	0	0	30 MAR 1999	2	0	0	2	22.22
11	ROLLINS Adanna Lauran		WS		1.83	66	0	0	10 OCT 1999	3	0	1	4	44.44
12	MC CLURE Meghan Shea		WS		1.82	72	0	0	19 AUG 1999	0	0	0	0	0

Coach COOK Robert

Assistant LAUNIERE Elizabeth / KELLY William Timothy

Phase	Opponent	Sets	Points per Set
Preliminary - Group D	ITA	0 - 3	19 - 25, 22 - 25, 23 - 25

SUI - Switzerland

Shirt colour: Black

No.	Name	Shirt Name	Pos.	Han.	Height	Weight	Highest Reach		Date of Birth	Tournament Totals				
							Spike cm	Block cm		Spike	Block	Serve	Total	%
1	LENGWEILER Julie		OS		1.87	74	310	300	6 NOV 1998	2	0	0	2	-33.32
3	ZAUGG Livia		WS		1.80	69	295	285	29 JAN 1996	3	0	1	4	-66.66
4	SCHOTTROFF Gabi		MB		1.92	78	310	280	8 FEB 1997	2	1	0	3	-49.99
6	MATTER Madlaina		MB		1.83	64	309	290	19 OCT 1996	3	0	0	3	-49.99
8	STORCK Maja (C)		OS		1.84	75	315	295	8 OCT 1998	9	0	0	9	-149.99
9	BRUNNER Sarina		WS		1.78	64	298	285	8 JUL 1997	5	0	1	6	-99.99
10	SULSER Samira Stephanie		MB		1.87	65	305	290	22 DEC 1995	0	0	0	0	0
11	TROSCH Sarah		S		1.76	70	280	270	28 SEP 1994	0	0	1	1	-16.66
12	KNUTTI Flavia		L		1.72	60	279	250	13 JAN 1998	0	0	0	0	0
13	STAFFELBACH Xenia		MB		1.83	72	293	287	16 MAR 1998	0	0	0	0	0
15	PETITAT Chiara		L		1.80	75	298	288	4 AUG 2000	0	0	0	0	0
20	WASSNER Olivia		S		1.83	70	297	290	22 MAR 1999	0	0	0	0	0

Coach LIPPUNER Timothy

Assistant SCHREIER Jurgen

Phase	Opponent	Sets	Points per Set
Preliminary - Group D	JPN	0 - 3	15 - 25, 14 - 25, 13 - 25

LEGEND

%	Percentage of total team score	(C)	Team Captain	BH	Both Handed	Han.	Handedness	L	Libero
LH	Left Handed	MB	Middle blocker	No.	Shirt Number	OS	Opposite hitter	Pos	Playing Position
PR	Preliminary	RH	Right Handed	S	Setter	WS	Outside hitter		



SAT 6 JUL 2019
Start Time 14:29 - End Time 15:46
Match Duration 1h17

Results
P2

USA vs SUI
3 0

Team	Sets	1	2	3	Total
USA	3	25	25	25	75
SUI	0	17	15	16	48
	Playing Time	24min	22min	22min	1h8

First Referee: KITTICHAISOMBAT (THA)

Second Referee: KELLEMBERGER (GER)

USA - United States								
No.	Name	Pos.	1	2	3	4	5	Pts
1	FITZMORRIS Audriana Margaret	OS	3	3	3			6
2	SAMEDY Stephanie	OS	6	6	4			11
3	BROWN Diana Elizabeth	S	3	3	1			1
4	DILFER Victoria Belle	S	2	2	6			4
5	ESCHENBERG Kennedy Mykel	MB	5	5	2			3
6	GATES Madeleine Randel	MB			5			3
7	NIECE Avalyn Keli	MB	2	2				6
8	BARNES Lauren Margaret	L	L	L	L			
9	BAJEMA Kara Jane (C)	WS	4	4				4
10	KUYAVA-DE BERG Kylie Marie	WS	12	12	4			13
11	ROLLINS Adanna Lauran	WS		9	1			1
12	MC CLURE Meghan Shea	WS	1	1	10			2

SUI - Switzerland								
No.	Name	Pos.	1	2	3	4	5	Pts
1	LENGWEILER Julie	OS		20	20			2
3	ZAUGG Livia	WS	5	4	15			5
4	SCHOTTROFF Gabi	MB	3	5	6			3
6	MATTER Madlaina	MB	6					
8	STORCK Maja (C)	OS	4	3	4			9
9	BRUNNER Sarina	WS		3	5			4
10	SULSER Samira Stephanie	MB	6	2	3			3
11	TROSCH Sarah	S		8	8			
12	KNUTTI Flavia	L	L	L	L			
13	STAFFELBACH Xenia	MB		10	4			
15	PETITAT Chiara	WS	2	1	2			5
20	WASSNER Olivia	S	1	6	1			

Coach COOK Robert
Assistant Coach LAUNIERE Elizabeth / KELLY William

Coach LIPPUNER Timothy
Assistant Coach SCHREIER Jurgen

TEAM AND PLAYER PERFORMANCES

Won	Total Atts	No. Name	Scoring Skills	Won	Total Atts	No. Name
35	83	Total Team	Spike	28	89	Total Team
11	17	2 SAMEDY Stephanie		8	26	8 STORCK Maja
6	9	7 NIECE Avalyn Keli		5	17	3 ZAUGG Livia
6	19	10 KUYAVA-DE BERG Kylie Marie		5	13	15 PETITAT Chiara
7	37	Total Team	Block	1	27	Total Team
2	8	5 ESCHENBERG Kennedy Mykel		1	5	8 STORCK Maja
1	5	6 GATES Madeleine Randel				
1	3	4 DILFER Victoria Belle				
12	73	Total Team	Serve	2	50	Total Team
6	16	10 KUYAVA-DE BERG Kylie Marie		2	6	10 SULSER Samira Stephanie
3	9	4 DILFER Victoria Belle				
2	7	12 MC CLURE Meghan Shea				
48		Total Team	Opp. Error	34		Total Team
102	193	Total Team	Total	65	166	Total Team

13	37	10 KUYAVA-DE BERG Kylie Marie	Best Scorer	9	36	8 STORCK Maja
----	----	-------------------------------	--------------------	---	----	---------------

LEGEND

- (C) Team Captain
- nn Substitute where nn = shirt number of outgoing player
- MB Middle blocker
- OS Opposite hitter
- S Setter
- n Starting line-up where n= starting position on court
- Atts Attempts
- No. Shirt Number
- Pos Playing Position
- WS Outside hitter
- L Substitute Libero
- L Libero
- Opp. Opponent
- Pts Points scored



SAT 6 JUL 2019

Start Time 14:29 - End Time 15:46

Match Duration: 1h17

Match Statistics

P3


USA vs SUI
3 0


Team	Sets	1	2	3	Total
USA	3	25	25	25	75
SUI	0	17	15	16	48
	Playing Time	24min	22min	22min	1h8


First Referee: KITTICHAISOMBAT (THA)

Second Referee: KELLEMBERGER (GER)

USA - United States

Scoring Spike	Rk	No.	Name	Spikes	Faults	Shots	Total Attempts	Eff %
	1	7	NIECE Avalyn Keli	6	-	3	9	66.67
	1	6	GATES Madeleine Randel	2	-	1	3	66.67
	3	2	SAMEDY Stephanie	11	1	5	17	58.82
	4	5	ESCHENBERG Kennedy Mykel	1	-	1	2	50.00
	5	10	KUYAVA-DE BERG Kylie Marie	6	2	11	19	21.05
	6	1	FITZMORRIS Audriana Margaret	5	2	10	17	17.65
	7	9	BAJEMA Kara Jane	4	2	6	12	16.67
		11	ROLLINS Adanna Lauran	-	1	2	3	-
		4	DILFER Victoria Belle	-	1	-	1	-
		3	BROWN Diana Elizabeth	-	-	-	-	-
		8	BARNES Lauren Margaret	-	-	-	-	-
		12	MC CLURE Meghan Shea	-	-	-	-	-
Limit								
15.00%	Team Totals			35	9	39	83	31.33

Scoring Block	Rk	No.	Name	Kill Blocks	Faults	Rebounds	Total Attempts	Avg. by Set
	1	6	GATES Madeleine Randel	1	1	3	5	1.00
	2	5	ESCHENBERG Kennedy Mykel	2	3	3	8	0.67
	3	1	FITZMORRIS Audriana Margaret	1	4	-	5	0.33
	3	3	BROWN Diana Elizabeth	1	2	-	3	0.33
	3	4	DILFER Victoria Belle	1	2	-	3	0.33
	3	10	KUYAVA-DE BERG Kylie Marie	1	-	1	2	0.33
		7	NIECE Avalyn Keli	-	1	4	5	-
		2	SAMEDY Stephanie	-	2	2	4	-
		9	BAJEMA Kara Jane	-	1	-	1	-
		11	ROLLINS Adanna Lauran	-	1	-	1	-
		8	BARNES Lauren Margaret	-	-	-	-	-
		12	MC CLURE Meghan Shea	-	-	-	-	-
	Team Totals			7	17	13	37	2.33

Scoring Service	Rk	No.	Name	Aces	Faults	Serve Hits	Total Attempts	Avg. by Set
	1	10	KUYAVA-DE BERG Kylie Marie	6	-	10	16	2.00
	2	4	DILFER Victoria Belle	3	-	6	9	1.00
	3	12	MC CLURE Meghan Shea	2	-	5	7	0.67
	4	11	ROLLINS Adanna Lauran	1	-	4	5	0.50
		5	ESCHENBERG Kennedy Mykel	-	-	7	7	-
		2	SAMEDY Stephanie	-	-	6	6	-
		3	BROWN Diana Elizabeth	-	1	5	6	-
		7	NIECE Avalyn Keli	-	1	4	5	-
		9	BAJEMA Kara Jane	-	-	5	5	-
		1	FITZMORRIS Audriana Margaret	-	1	3	4	-
		6	GATES Madeleine Randel	-	-	3	3	-
		8	BARNES Lauren Margaret	-	-	-	-	-
	Team Totals			12	3	58	73	4.00

Team	Opponent Errors & Team Faults	48	-		



SAT 6 JUL 2019


Start Time 14:29 - End Time 15:46


Match Duration: 1h17


Match Statistics

P3

USA - United States

Non-Scoring Dig	Rk	No.	Name	Digs	Faults	Receptions	Total Attempts	Avg. by Set
		8	BARNES Lauren Margaret	-	1	9	10	
		2	SAMEDY Stephanie	-	-	5	5	
		4	DILFER Victoria Belle	-	-	3	3	
		9	BAJEMA Kara Jane	-	-	3	3	
		3	BROWN Diana Elizabeth	-	-	2	2	
		5	ESCHENBERG Kennedy Mykel	-	-	2	2	
		10	KUYAVA-DE BERG Kylie Marie	-	1	1	2	
		7	NIECE Avalyn Keli	-	-	1	1	
		11	ROLLINS Adanna Lauran	-	-	1	1	
		1	FITZMORRIS Audriana Margaret	-	-	-	-	
		6	GATES Madeleine Randel	-	-	-	-	
		12	MC CLURE Meghan Shea	-	-	-	-	
Team Totals				-	2	27	29	

Non-Scoring Set	Rk	No.	Name	Running Sets	Faults	Still Sets	Total Attempts	Avg. by Set
		4	DILFER Victoria Belle	-	2	-	2	
		1	FITZMORRIS Audriana Margaret	-	-	-	-	
		2	SAMEDY Stephanie	-	-	-	-	
		3	BROWN Diana Elizabeth	-	-	-	-	
		5	ESCHENBERG Kennedy Mykel	-	-	-	-	
		6	GATES Madeleine Randel	-	-	-	-	
		7	NIECE Avalyn Keli	-	-	-	-	
		8	BARNES Lauren Margaret	-	-	-	-	
		9	BAJEMA Kara Jane	-	-	-	-	
		10	KUYAVA-DE BERG Kylie Marie	-	-	-	-	
		11	ROLLINS Adanna Lauran	-	-	-	-	
		12	MC CLURE Meghan Shea	-	-	-	-	
Team Totals				-	2	-	2	

Non-Scoring Reception	Rk	No.	Name	Excellents	Faults	Serve Receptions	Total Attempts	Succ. %
	1	10	KUYAVA-DE BERG Kylie Marie	3	-	2	5	60.00
	2	9	BAJEMA Kara Jane	3	-	4	7	42.86
	3	8	BARNES Lauren Margaret	4	1	7	12	33.33
	4	11	ROLLINS Adanna Lauran	3	1	9	13	23.08
	5	12	MC CLURE Meghan Shea	1	-	5	6	16.67
		1	FITZMORRIS Audriana Margaret	-	-	-	-	
		2	SAMEDY Stephanie	-	-	-	-	
		3	BROWN Diana Elizabeth	-	-	-	-	
		4	DILFER Victoria Belle	-	-	-	-	
		5	ESCHENBERG Kennedy Mykel	-	-	-	-	
		6	GATES Madeleine Randel	-	-	-	-	
		7	NIECE Avalyn Keli	-	-	-	-	
Limit								
25.00%	Team Totals			14	2	27	43	32.56



SAT 6 JUL 2019


Start Time 14:29 - End Time 15:46


Match Duration: 1h17


Match Statistics

P3

SUI - Switzerland

Scoring Spike	Rk	No.	Name	Spikes	Faults	Shots	Total Attempts	Eff %	
	1	4	SCHOTTROFF Gabi	3	-	7	10	30.00	
	2	1	LENGWEILER Julie	2	1	1	4	25.00	
	3	9	BRUNNER Sarina	4	2	4	10	20.00	
	4	3	ZAUGG Livia	5	2	10	17	17.65	
	5	15	PETITAT Chiara	5	3	5	13	15.38	
		8	STORCK Maja	8	6	12	26		
		10	SULSER Samira Stephanie	1	2	3	6		
		6	MATTER Madlaina	-	2	1	3		
		11	TROSCH Sarah	-	-	-	-		
		12	KNUTTI Flavia	-	-	-	-		
		13	STAFFELBACH Xenia	-	-	-	-		
		20	WASSNER Olivia	-	-	-	-		
	Limit								
	15.00%	Team Totals			28	18	43	89	

Scoring Block	Rk	No.	Name	Kill Blocks	Faults	Rebounds	Total Attempts	Avg. by Set	
	1	8	STORCK Maja	1	2	2	5	0.33	
		4	SCHOTTROFF Gabi	-	1	6	7		
		3	ZAUGG Livia	-	3	2	5		
		15	PETITAT Chiara	-	1	3	4		
		6	MATTER Madlaina	-	1	2	3		
		10	SULSER Samira Stephanie	-	1	1	2		
		9	BRUNNER Sarina	-	1	-	1		
		1	LENGWEILER Julie	-	-	-	-		
		11	TROSCH Sarah	-	-	-	-		
		12	KNUTTI Flavia	-	-	-	-		
		13	STAFFELBACH Xenia	-	-	-	-		
		20	WASSNER Olivia	-	-	-	-		
	Team Totals				1	10	16	27	0.33

Scoring Service	Rk	No.	Name	Aces	Faults	Serve Hits	Total Attempts	Avg. by Set	
	1	10	SULSER Samira Stephanie	2	-	4	6	0.67	
		20	WASSNER Olivia	-	2	10	12		
		15	PETITAT Chiara	-	-	7	7		
		4	SCHOTTROFF Gabi	-	1	4	5		
		8	STORCK Maja	-	2	3	5		
		9	BRUNNER Sarina	-	1	3	4		
		3	ZAUGG Livia	-	-	3	3		
		11	TROSCH Sarah	-	-	3	3		
		6	MATTER Madlaina	-	-	2	2		
		13	STAFFELBACH Xenia	-	1	1	2		
		1	LENGWEILER Julie	-	-	1	1		
		12	KNUTTI Flavia	-	-	-	-		
	Team Totals				2	7	41	50	0.67

Team	Opponent Errors & Team Faults			
		34	-	



SAT 6 JUL 2019


Start Time 14:29 - End Time 15:46


Match Duration: 1h17


Match Statistics

P3

SUI - Switzerland

Non-Scoring Dig	Rk	No.	Name	Digs	Faults	Receptions	Total Attempts	Avg. by Set
		12	KNUTTI Flavia	-	5	6	11	
		8	STORCK Maja	-	-	5	5	
		3	ZAUGG Livia	-	-	4	4	
		9	BRUNNER Sarina	-	-	4	4	
		15	PETITAT Chiara	-	-	3	3	
		20	WASSNER Olivia	-	-	3	3	
		1	LENGWEILER Julie	-	-	2	2	
		10	SULSER Samira Stephanie	-	-	2	2	
		4	SCHOTTROFF Gabi	-	1	-	1	
		6	MATTER Madlaina	-	1	-	1	
		11	TROSCH Sarah	-	-	1	1	
		13	STAFFELBACH Xenia	-	-	-	-	
	Team Totals				-	7	30	37

Non-Scoring Set	Rk	No.	Name	Running Sets	Faults	Still Sets	Total Attempts	Avg. by Set	
		20	WASSNER Olivia	-	1	-	1		
		1	LENGWEILER Julie	-	-	-	-		
		3	ZAUGG Livia	-	-	-	-		
		4	SCHOTTROFF Gabi	-	-	-	-		
		6	MATTER Madlaina	-	-	-	-		
		8	STORCK Maja	-	-	-	-		
		9	BRUNNER Sarina	-	-	-	-		
		10	SULSER Samira Stephanie	-	-	-	-		
		11	TROSCH Sarah	-	-	-	-		
		12	KNUTTI Flavia	-	-	-	-		
		13	STAFFELBACH Xenia	-	-	-	-		
		15	PETITAT Chiara	-	-	-	-		
	Team Totals				-	1	-	1	

Non-Scoring Reception	Rk	No.	Name	Excellents	Faults	Serve Receptions	Total Attempts	Succ. %
	1	8	STORCK Maja	1	-	-	1	100.00
	2	9	BRUNNER Sarina	8	2	4	14	57.14
	3	3	ZAUGG Livia	8	3	10	21	38.10
	4	12	KNUTTI Flavia	5	2	7	14	35.71
	5	15	PETITAT Chiara	4	5	10	19	21.05
		1	LENGWEILER Julie	-	-	-	-	
		4	SCHOTTROFF Gabi	-	-	-	-	
		6	MATTER Madlaina	-	-	-	-	
		10	SULSER Samira Stephanie	-	-	-	-	
		11	TROSCH Sarah	-	-	-	-	
		13	STAFFELBACH Xenia	-	-	-	-	
		20	WASSNER Olivia	-	-	-	-	
	Limit	25.00%						
Team Totals				26	12	31	69	37.68

LEGEND

Avg. Average

Eff. Efficiency

No. Shirt Number

Rk Rank

Succ Success %



SAT 6 JUL 2019
Start Time 20:00

Start List

ITA vs JPN

P1

First Referee: GONZALES (MEX)

Second Referee: CINATL (CZE)

ITA - Italy

Shirt colour: Blue

No.	Name	Shirt Name	Pos.	Han.	Height	Weight	Highest Reach		Date of Birth	Tournament Totals				
							Spike cm	Block cm		Spike	Block	Serve	Total	%
2	MOLINARO Beatrice		MB		1.80	78	0	0	15 JUN 1995	0	0	2	2	6.90
3	CAMBI Carlotta		S		1.80	76	0	0	28 MAY 1996	1	0	2	3	10.34
4	BOSIO Francesca		S		1.80	76	0	0	7 AUG 1997	0	0	0	0	0
5	NAPODANO Francesca		WS		1.80	70	0	0	17 JAN 1999	0	0	0	0	0
7	BERTI Beatrice		MB		1.78	68	0	0	12 JAN 1996	4	0	0	4	13.79
8	NICOLETTI Anna		OS		1.87	76	0	0	3 JAN 1996	15	1	0	16	55.17
9	VILLANI Francesca		WS		1.80	75	0	0	30 MAY 1995	6	2	1	9	31.03
10	DE BORTOLI Chiara		L		1.82	69	0	0	28 JUL 1997	0	0	0	0	0
12	ANGELINA Giulia		WS		1.85	72	0	0	26 FEB 1997	9	1	0	10	34.48
13	PERINELLI Elena		WS		1.78	76	0	0	27 JUN 1995	2	0	0	2	6.90
14	BOTEZAT Alexandra		MB		1.87	80	0	0	3 AUG 1998	3	3	1	7	24.14
15	NWAKALOR Sylvia Chinelo		WS		1.80	76	0	0	12 AUG 1999	0	0	0	0	0

Coach PAGLIALUNGA Marco Assistant PIRAGNOLI Luca

Phase	Opponent	Sets	Points per Set
Preliminary - Group D	USA	3 - 0	25 - 19, 25 - 22, 25 - 23

JPN - Japan

Shirt colour: Red

No.	Name	Shirt Name	Pos.	Han.	Height	Weight	Highest Reach		Date of Birth	Tournament Totals				
							Spike cm	Block cm		Spike	Block	Serve	Total	%
1	INOUE Anisa		WS		1.78	66	303	285	8 MAY 1995	11	0	1	12	28.57
2	SUGI Ayaka		MB		1.78	73	300	290	14 FEB 1996	0	0	0	0	0
3	SAWADA Yuka		S		1.59	57	273	268	14 AUG 1996	0	0	0	0	0
4	FURUYA Chinami		WS		1.73	65	297	280	20 APR 1996	9	1	4	14	33.33
5	SADAKANE Riho		WS		1.70	67	286	276	13 APR 1996	0	0	0	0	0
6	TAKASO Minami		WS		1.64	57	301	279	8 AUG 1996	0	0	0	0	0
7	OIKAWA Mayu		MB		1.75	60	299	290	26 JUN 1996	5	0	0	5	11.90
8	TANAKA Saki		OS		1.69	57	296	274	21 SEP 1996	0	0	0	0	0
9	MATSUI Tamaki		S		1.70	63	280	275	10 JAN 1998	0	0	3	3	7.14
10	YOKOTA Mami		MB		1.77	62	294	286	10 DEC 1997	10	1	1	12	28.57
11	SHIMA Mikoto		OS		1.75	65	292	275	18 JAN 1999	9	2	0	11	26.19
12	IKEYA Yuka		L		1.56	55	260	255	27 DEC 1997	0	0	0	0	0

Coach NEMOTO Ken Assistant YUZAWA Yoshitaka / KOMATA Miki

Phase	Opponent	Sets	Points per Set
Preliminary - Group D	SUI	3 - 0	25 - 15, 25 - 14, 25 - 13

LEGEND

% Percentage of total team score	(C) Team Captain	BH Both Handed	Han. Handedness	L Libero
LH Left Handed	MB Middle blocker	No. Shirt Number	OS Opposite hitter	Pos Playing Position
PR Preliminary	RH Right Handed	S Setter	WS Outside hitter	



SAT 6 JUL 2019
Start Time 19:58 - End Time 22:06
Match Duration 2h8

Results

P2

ITA vs JPN

1 3

Team	Sets	1	2	3	4	Total
ITA	1	21	25	24	24	94
JPN	3	25	22	26	26	99
	Playing Time	26min	28min	31min	31min	1h56

First Referee: GONZALES (MEX)

Second Referee: CINATL (CZE)

ITA - Italy								
No.	Name	Pos.	1	2	3	4	5	Pts
2	MOLINARO Beatrice	MB			14	2		6
3	CAMBI Carlotta	S	6	6	6	6		2
4	BOSIO Francesca	S	14	14	8	8		
5	NAPODANO Francesca	WS	9			9		
7	BERTI Beatrice	MB	5	5	5	5		7
8	NICOLETTI Anna	OS	3	3	3	3		18
9	VILLANI Francesca	WS	4	4	4	4		14
10	DE BORTOLI Chiara	L	L	L	L	L		
12	ANGELINA Giulia	WS				13		5
13	PERINELLI Elena	WS	1	1	1	1		10
14	BOTEZAT Alexandra	MB	2	2	2			8
15	NWAKALOR Sylvia Chinelo	WS	3		3	3		3

JPN - Japan								
No.	Name	Pos.	1	2	3	4	5	Pts
1	INOUE Arisa	WS	2	2	2	2		21
2	SUGI Ayaka	MB						
3	SAWADA Yuka	S		11	11	11		
4	FURUYA Chinami	WS	5	5				3
5	SADAKANE Riho	WS		4	5	5		12
6	TAKASO Minami	WS	1		1	1		
7	OIKAWA Mayu	MB	6	6	6	6		8
8	TANAKA Saki	OS		9	9	9		5
9	MATSUI Tamaki	S	1	1	1	1		3
10	YOKOTA Mami	MB	3	3	3	3		10
11	SHIMA Mikoto	OS	4	4	4	4		10
12	KEYA Yuka	L	L	L	L	L		

Coach PAGLIALUNGA Marco
Assistant Coach PIRAGNOLI Luca

Coach NEMOTO Ken
Assistant Coach YUZAWA Yoshitaka / KOMATA Miki

TEAM AND PLAYER PERFORMANCES

Won	Total Atts	No.	Name	Scoring Skills	Won	Total Atts	No.	Name
57	156	Total	Team	Spike	62	158	Total	Team
17	45	8	NICOLETTI Anna		20	47	1	INOUE Arisa
12	35	9	VILLANI Francesca		11	25	5	SADAKANE Riho
8	29	13	PERINELLI Elena		9	24	11	SHIMA Mikoto
13	50	Total	Team	Block	4	31	Total	Team
3	6	2	MOLINARO Beatrice		2	11	10	YOKOTA Mami
3	11	14	BOTEZAT Alexandra		1	2	9	MATSUI Tamaki
2	5	9	VILLANI Francesca		1	4	1	INOUE Arisa
3	94	Total	Team	Serve	6	99	Total	Team
2	10	2	MOLINARO Beatrice		1	8	5	SADAKANE Riho
1	13	7	BERTI Beatrice		1	10	11	SHIMA Mikoto
					1	18	10	YOKOTA Mami
45		Total	Team	Opp. Error	54		Total	Team
118	300	Total	Team	Total	126	288	Total	Team

18	60	8	NICOLETTI Anna	Best Scorer	21	61	1	INOUE Arisa
----	----	---	----------------	-------------	----	----	---	-------------

LEGEND

- (C) Team Captain
- nn Substitute where nn = shirt number of outgoing player
- MB Middle blocker
- OS Opposite hitter
- S Setter
- n Starting line-up where n= starting position on court
- Atts Attempts
- No. Shirt Number
- Pos Playing Position
- WS Outside hitter
- L Substitute Libero
- L Libero
- Opp. Opponent
- Pts Points scored



SAT 6 JUL 2019

Start Time 19:58 - End Time 22:06

Match Duration: 2h8

Match Statistics

P3

ITA vs JPN


1 3


Team	Sets	1	2	3	4	Total
ITA	1	21	25	24	24	94
JPN	3	25	22	26	26	99
	Playing Time	26min	28min	31min	31min	1h56


First Referee: GONZALES (MEX)

Second Referee: CINATL (CZE)

ITA - Italy

Scoring Spike	Rk	No.	Name	Spikes	Faults	Shots	Total Attempts	Eff %
	1	12	ANGELINA Giulia	4	-	2	6	66.67
	2	7	BERTI Beatrice	6	1	4	11	45.45
	3	14	BOTEZAT Alexandra	5	1	5	11	36.36
	4	15	NWAKALOR Sylvia Chinelo	3	1	2	6	33.33
	5	8	NICOLETTI Anna	17	4	24	45	28.89
	6	9	VILLANI Francesca	12	3	20	35	25.71
		13	PERINELLI Elena	8	5	16	29	
		2	MOLINARO Beatrice	1	-	5	6	
		3	CAMBI Carlotta	1	-	5	6	
		5	NAPODANO Francesca	-	-	1	1	
		4	BOSIO Francesca	-	-	-	-	
		10	DE BORTOLI Chiara	-	-	-	-	
	Limit							
15.00%	Team Totals			57	15	84	156	26.92

Scoring Block	Rk	No.	Name	Kill Blocks	Faults	Rebounds	Total Attempts	Avg. by Set	
	1	2	MOLINARO Beatrice	3	1	2	6	1.50	
	2	14	BOTEZAT Alexandra	3	2	6	11	1.00	
	2	12	ANGELINA Giulia	1	1	1	3	1.00	
	4	9	VILLANI Francesca	2	1	2	5	0.50	
	4	13	PERINELLI Elena	2	1	2	5	0.50	
	6	8	NICOLETTI Anna	1	1	3	5	0.25	
	6	3	CAMBI Carlotta	1	2	-	3	0.25	
		7	BERTI Beatrice	-	5	7	12		
		4	BOSIO Francesca	-	-	-	-		
		5	NAPODANO Francesca	-	-	-	-		
		10	DE BORTOLI Chiara	-	-	-	-		
		15	NWAKALOR Sylvia Chinelo	-	-	-	-		
		Team Totals			13	14	23	50	3.25

Scoring Service	Rk	No.	Name	Aces	Faults	Serve Hits	Total Attempts	Avg. by Set	
	1	2	MOLINARO Beatrice	2	1	7	10	1.00	
	2	7	BERTI Beatrice	1	-	12	13	0.25	
		3	CAMBI Carlotta	-	-	16	16		
		13	PERINELLI Elena	-	1	12	13		
		9	VILLANI Francesca	-	-	11	11		
		8	NICOLETTI Anna	-	4	6	10		
		14	BOTEZAT Alexandra	-	2	5	7		
		4	BOSIO Francesca	-	-	5	5		
		5	NAPODANO Francesca	-	-	5	5		
		12	ANGELINA Giulia	-	2	-	2		
		15	NWAKALOR Sylvia Chinelo	-	1	1	2		
		10	DE BORTOLI Chiara	-	-	-	-		
		Team Totals			3	11	80	94	0.75

Team	Opponent Errors & Team Faults	45	-		
------	-------------------------------	----	---	--	--



SAT 6 JUL 2019


Start Time 19:58 - End Time 22:06


Match Duration: 2h8


Match Statistics

P3

ITA - Italy

Non-Scoring Dig	Rk	No.	Name	Digs	Faults	Receptions	Total Attempts	Avg. by Set	
		10	DE BORTOLI Chiara	-	4	14	18		
		13	PERINELLI Elena	-	4	6	10		
		3	CAMBI Carlotta	-	1	7	8		
		8	NICOLETTI Anna	-	1	5	6		
		9	VILLANI Francesca	-	1	4	5		
		2	MOLINARO Beatrice	-	-	3	3		
		12	ANGELINA Giulia	-	-	2	2		
		4	BOSIO Francesca	-	-	1	1		
		7	BERTI Beatrice	-	-	1	1		
		5	NAPODANO Francesca	-	-	-	-		
		14	BOTEZAT Alexandra	-	-	-	-		
		15	NWAKALOR Sylvia Chinelo	-	-	-	-		
	Team Totals				-	11	43	54	

Non-Scoring Set	Rk	No.	Name	Running Sets	Faults	Still Sets	Total Attempts	Avg. by Set	
		9	VILLANI Francesca	-	1	-	1		
		2	MOLINARO Beatrice	-	-	-	-		
		3	CAMBI Carlotta	-	-	-	-		
		4	BOSIO Francesca	-	-	-	-		
		5	NAPODANO Francesca	-	-	-	-		
		7	BERTI Beatrice	-	-	-	-		
		8	NICOLETTI Anna	-	-	-	-		
		10	DE BORTOLI Chiara	-	-	-	-		
		12	ANGELINA Giulia	-	-	-	-		
		13	PERINELLI Elena	-	-	-	-		
		14	BOTEZAT Alexandra	-	-	-	-		
		15	NWAKALOR Sylvia Chinelo	-	-	-	-		
	Team Totals				-	1	-	1	

Non-Scoring Reception	Rk	No.	Name	Excellents	Faults	Serve Receptions	Total Attempts	Succ. %	
	1	10	DE BORTOLI Chiara	10	-	9	19	52.63	
	2	9	VILLANI Francesca	20	1	21	42	47.62	
	3	13	PERINELLI Elena	7	2	9	18	38.89	
	4	5	NAPODANO Francesca	2	1	3	6	33.33	
		12	ANGELINA Giulia	-	2	2	4		
		2	MOLINARO Beatrice	-	-	1	1		
		7	BERTI Beatrice	-	-	1	1		
		3	CAMBI Carlotta	-	-	-	-		
		4	BOSIO Francesca	-	-	-	-		
		8	NICOLETTI Anna	-	-	-	-		
		14	BOTEZAT Alexandra	-	-	-	-		
		15	NWAKALOR Sylvia Chinelo	-	-	-	-		
	Limit								
	25.00%	Team Totals			39	6	46	91	42.86



SAT 6 JUL 2019


Start Time 19:58 - End Time 22:06


Match Duration: 2h8


Match Statistics

P3

JPN - Japan

Scoring Spike	Rk	No.	Name	Spikes	Faults	Shots	Total Attempts	Eff %
	1	9	MATSUI Tamaki	1	-	1	2	50.00
	2	1	INOUE Arisa	20	4	23	47	34.04
	3	5	SADAKANE Riho	11	3	11	25	32.00
	4	10	YOKOTA Mami	7	2	7	16	31.25
	5	8	TANAKA Saki	5	2	5	12	25.00
		11	SHIMA Mikoto	9	7	8	24	
		7	OIKAWA Mayu	7	3	8	18	
		4	FURUYA Chinami	2	4	8	14	
		2	SUGI Ayaka	-	-	-	-	
		3	SAWADA Yuka	-	-	-	-	
		6	TAKASO Minami	-	-	-	-	
	Limit	12	IKEYA Yuka	-	-	-	-	
15.00%	Team Totals			62	25	71	158	

Scoring Block	Rk	No.	Name	Kill Blocks	Faults	Rebounds	Total Attempts	Avg. by Set
	1	10	YOKOTA Mami	2	4	5	11	0.50
	2	1	INOUE Arisa	1	1	2	4	0.25
	2	9	MATSUI Tamaki	1	-	1	2	0.25
		7	OIKAWA Mayu	-	2	5	7	
		8	TANAKA Saki	-	1	1	2	
		11	SHIMA Mikoto	-	1	1	2	
		4	FURUYA Chinami	-	-	1	1	
		5	SADAKANE Riho	-	-	1	1	
		12	IKEYA Yuka	-	-	1	1	
		2	SUGI Ayaka	-	-	-	-	
		3	SAWADA Yuka	-	-	-	-	
		6	TAKASO Minami	-	-	-	-	
	Team Totals			4	9	18	31	1.00

Scoring Service	Rk	No.	Name	Aces	Faults	Serve Hits	Total Attempts	Avg. by Set
	1	4	FURUYA Chinami	1	2	5	8	0.50
	2	5	SADAKANE Riho	1	-	7	8	0.33
	3	9	MATSUI Tamaki	1	-	20	21	0.25
	3	7	OIKAWA Mayu	1	1	16	18	0.25
	3	10	YOKOTA Mami	1	1	16	18	0.25
	3	11	SHIMA Mikoto	1	1	8	10	0.25
		1	INOUE Arisa	-	1	9	10	
		3	SAWADA Yuka	-	-	3	3	
		6	TAKASO Minami	-	1	2	3	
		2	SUGI Ayaka	-	-	-	-	
		8	TANAKA Saki	-	-	-	-	
		12	IKEYA Yuka	-	-	-	-	
	Team Totals			6	7	86	99	1.50

Team	Opponent Errors & Team Faults			
		54	-	



SAT 6 JUL 2019


Start Time 19:58 - End Time 22:06


Match Duration: 2h8


Match Statistics

P3

JPN - Japan

Non-Scoring Dig	Rk	No.	Name	Digs	Faults	Receptions	Total Attempts	Avg. by Set
		12	IKEYA Yuka	-	9	22	31	
		1	INOUE Arisa	-	1	7	8	
		11	SHIMA Mikoto	-	-	7	7	
		5	SADAKANE Riho	-	1	5	6	
		4	FURUYA Chinami	-	-	3	3	
		7	OIKAWA Mayu	-	-	3	3	
		10	YOKOTA Mami	-	-	3	3	
		3	SAWADA Yuka	-	1	1	2	
		9	MATSUI Tamaki	-	-	2	2	
		6	TAKASO Minami	-	-	1	1	
		8	TANAKA Saki	-	-	1	1	
		2	SUGI Ayaka	-	-	-	-	
	Team Totals				-	12	55	67

Non-Scoring Set	Rk	No.	Name	Running Sets	Faults	Still Sets	Total Attempts	Avg. by Set
		12	IKEYA Yuka	-	1	-	1	
		1	INOUE Arisa	-	-	-	-	
		2	SUGI Ayaka	-	-	-	-	
		3	SAWADA Yuka	-	-	-	-	
		4	FURUYA Chinami	-	-	-	-	
		5	SADAKANE Riho	-	-	-	-	
		6	TAKASO Minami	-	-	-	-	
		7	OIKAWA Mayu	-	-	-	-	
		8	TANAKA Saki	-	-	-	-	
		9	MATSUI Tamaki	-	-	-	-	
		10	YOKOTA Mami	-	-	-	-	
	11	SHIMA Mikoto	-	-	-	-		
Team Totals				-	1	-	1	

Non-Scoring Reception	Rk	No.	Name	Excellents	Faults	Serve Receptions	Total Attempts	Succ. %
	1	10	YOKOTA Mami	2	-	-	2	100.00
	2	1	INOUE Arisa	23	1	14	38	60.53
	3	12	IKEYA Yuka	6	-	5	11	54.55
	4	6	TAKASO Minami	2	-	2	4	50.00
	5	4	FURUYA Chinami	2	-	6	8	25.00
	5	7	OIKAWA Mayu	1	-	3	4	25.00
	7	5	SADAKANE Riho	3	2	9	14	21.43
		9	MATSUI Tamaki	-	-	1	1	
		2	SUGI Ayaka	-	-	-	-	
		3	SAWADA Yuka	-	-	-	-	
		8	TANAKA Saki	-	-	-	-	
	11	SHIMA Mikoto	-	-	-	-		
Limit								
25.00%	Team Totals			39	3	40	82	47.56

LEGEND

Avg. Average Eff. Efficiency No. Shirt Number Rk Rank Succ Success %



SUN 7 JUL 2019
Start Time 14:30

Start List

JPN vs USA

P1

First Referee: KELLEMBERGER (GER)

Second Referee: KOZLOVA (RUS)

JPN - Japan

Shirt colour: White

No.	Name	Shirt Name	Pos.	Han.	Height	Weight	Highest Reach		Date of Birth	Tournament Totals				
							Spike cm	Block cm		Spike	Block	Serve	Total	%
1	INOUE Arisa (C)		WS		1.78	66	303	285	8 MAY 1995	31	1	1	33	34.38
2	SUGI Ayaka		MB		1.78	73	300	290	14 FEB 1996	0	0	0	0	0
3	SAWADA Yuka		S		1.59	57	273	268	14 AUG 1996	0	0	0	0	0
4	FURUYA Chinami		WS		1.73	65	297	280	20 APR 1996	11	1	5	17	17.71
5	SADAKANE Riho		WS		1.70	67	286	276	13 APR 1996	11	0	1	12	12.50
6	TAKASO Minami		WS		1.64	57	301	279	8 AUG 1996	0	0	0	0	0
7	OIKAWA Mavu		MB		1.75	60	299	290	26 JUN 1996	12	0	1	13	13.54
8	TANAKA Saki		OS		1.69	57	296	274	21 SEP 1996	5	0	0	5	5.21
9	MATSUI Tamaki		S		1.70	63	280	275	10 JAN 1998	1	1	4	6	6.25
10	YOKOTA Mami		MB		1.77	62	294	286	10 DEC 1997	17	3	2	22	22.92
11	SHIMA Mikoto		OS		1.75	65	292	275	18 JAN 1999	18	2	1	21	21.88
12	IKEYA Yuka		L		1.56	55	260	255	27 DEC 1997	0	0	0	0	0

Coach NEMOTO Ken

Assistant YUZAWA Yoshitaka / KOMATA Miki

Phase	Opponent	Sets	Points per Set
Preliminary - Group D	SUI	3 - 0	25 - 15, 25 - 14, 25 - 13
Preliminary - Group D	ITA	3 - 1	25 - 21, 22 - 25, 26 - 24, 26 - 24

USA - United States

Shirt colour: Red

No.	Name	Shirt Name	Pos.	Han.	Height	Weight	Highest Reach		Date of Birth	Tournament Totals				
							Spike cm	Block cm		Spike	Block	Serve	Total	%
1	FITZMORRIS Audriana Margaret		OS		1.98	86	0	0	30 OCT 1997	9	1	0	10	20.00
2	SAMEDY Stephanie		OS		1.88	83	0	0	27 SEP 1998	20	1	0	21	42.00
3	BROWN Diana Elizabeth		S		1.82	68	0	0	14 SEP 1999	0	1	0	1	2.00
4	DILFER Victoria Belle		S		1.77	72	0	0	26 FEB 1999	0	1	3	4	8.00
5	ESCHENBERG Kennedy Mykel		MB		1.95	77	0	0	4 APR 1998	1	3	0	4	8.00
6	GATES Madeleine Randel		MB		1.90	76	0	0	30 OCT 1998	5	2	2	9	18.00
7	NIECE Avalyn Keli		MB		1.82	83	0	0	10 JUL 1998	8	0	0	8	16.00
8	BARNES Lauren Margaret		L		1.67	65	0	0	29 JUN 1999	0	0	0	0	0
9	BAJEMA Kara Jane (C)		WS		1.88	81	0	0	24 MAR 1998	19	2	0	21	42.00
10	KUYAVA-DE BERG Kylie Marie		WS		1.93	86	0	0	30 MAR 1999	8	1	6	15	30.00
11	ROLLINS Adanna Lauran		WS		1.83	66	0	0	10 OCT 1999	3	0	2	5	10.00
12	MC CLURE Meghan Shea		WS		1.82	72	0	0	19 AUG 1999	0	0	2	2	4.00

Coach COOK Robert

Assistant LAUNIERE Elizabeth / KELLY William Timothy

Phase	Opponent	Sets	Points per Set
Preliminary - Group D	ITA	0 - 3	19 - 25, 22 - 25, 23 - 25
Preliminary - Group D	SUI	3 - 0	25 - 17, 25 - 15, 25 - 16

LEGEND

%	Percentage of total team score	(C)	Team Captain	BH	Both Handed	Han.	Handedness	L	Libero
LH	Left Handed	MB	Middle blocker	No.	Shirt Number	OS	Opposite hitter	Pos	Playing Position
PR	Preliminary	RH	Right Handed	S	Setter	WS	Outside hitter		



SUN 7 JUL 2019
Start Time 14:30 - End Time 15:52
Match Duration 1h22

Results
P2

JPN vs USA
3 0

Team	Sets	1	2	3	Total
JPN	3	25	25	25	75
USA	0	15	18	23	56
	Playing Time	23min	23min	29min	1h15

First Referee: KELLEMBERGER (GER)

Second Referee: KOZLOVA (RUS)

JPN - Japan								
No.	Name	Pos.	1	2	3	4	5	Pts
1	INOUE Arisa (C)	WS	2	2	2			6
2	SUGI Ayaka	MB						
3	SAWADA Yuka	S		11	11			1
4	FURUYA Chinami	WS	5	5	5			8
5	SADAKANE Riho	WS						
6	TAKASO Minami	WS		1	1			
7	OIKAWA Mayu	MB	6	6	6			7
8	TANAKA Saki	OS		9	9			3
9	MATSUI Tamaki	S	1	1	1			4
10	YOKOTA Mami	MB	3	3	3			9
11	SHIMA Mikoto	OS	4	4	4			13
12	IKEYA Yuka	L	L	L	L			

USA - United States								
No.	Name	Pos.	1	2	3	4	5	Pts
1	FITZMORRIS Audriana Margaret	OS	3	4	5			7
2	SAMEDY Stephanie	OS	4	4	4			11
3	BROWN Diana Elizabeth	S	1	1	1			1
4	DILFER Victoria Belle	S	2	1				
5	ESCHENBERG Kennedy Mykel	MB	3					1
6	GATES Madeleine Randel	MB		6	6			3
7	NIECE Avalyn Keli	MB	6	3	3			5
8	BARNES Lauren Margaret	L	L	L	L			
9	BAJEMA Kara Jane (C)	WS	2	5	2			9
10	KUYAVA-DE BERG Kylie Marie	WS	5	12				3
11	ROLLINS Adanna Lauran	WS			1			
12	MC CLURE Meghan Shea	WS	10	2				

Coach NEMOTO Ken
Assistant Coach YUZAWA Yoshitaka / KOMATA Miki

Coach COOK Robert
Assistant Coach LAUNIERE Elizabeth / KELLY William

TEAM AND PLAYER PERFORMANCES

Won	Total Atts	No. Name	Scoring Skills	Won	Total Atts	No. Name
43	97	Total Team	Spike	29	85	Total Team
12	24	11 SHIMA Mikoto		9	22	2 SAMEDY Stephanie
8	19	4 FURUYA Chinami		8	21	9 BAJEMA Kara Jane
7	19	10 YOKOTA Mami		5	16	1 FITZMORRIS Audriana Margaret
3	19	Total Team	Block	10	41	Total Team
1	5	11 SHIMA Mikoto		2	3	1 FITZMORRIS Audriana Margaret
1	4	10 YOKOTA Mami		2	10	7 NIECE Avalyn Keli
1	5	1 INOUE Arisa		2	5	2 SAMEDY Stephanie
5	74	Total Team	Serve	1	57	Total Team
2	12	7 OIKAWA Mayu		1	9	6 GATES Madeleine Randel
1	17	9 MATSUI Tamaki				
1	14	10 YOKOTA Mami				
48		Total Team	Opp. Error	30		Total Team
99	190	Total Team	Total	70	183	Total Team
13	36	11 SHIMA Mikoto	Best Scorer	11	32	2 SAMEDY Stephanie

LEGEND

- (C) Team Captain
- nn Substitute where nn = shirt number of outgoing player
- MB Middle blocker
- OS Opposite hitter
- S Setter
- n Starting line-up where n= starting position on court
- Atts Attempts
- No. Shirt Number
- Pos Playing Position
- WS Outside hitter
- L Substitute Libero
- L Libero
- Opp. Opponent
- Pts Points scored



SUN 7 JUL 2019

Start Time 14:30 - End Time 15:52

Match Duration: 1h22

Match Statistics

P3

JPN vs USA


3 0


Team	Sets	1	2	3	Total
JPN	3	25	25	25	75
USA	0	15	18	23	56
	Playing Time	23min	23min	29min	1h15


First Referee: KELLEMBERGER (GER)

Second Referee: KOZLOVA (RUS)

JPN - Japan

Scoring Spike	Rk	No.	Name	Spikes	Faults	Shots	Total Attempts	Eff %
	1	9	MATSUI Tamaki	3	-	1	4	75.00
	2	8	TANAKA Saki	3	1	2	6	33.33
	3	4	FURUYA Chinami	8	2	9	19	31.58
	4	11	SHIMA Mikoto	12	5	7	24	29.17
	5	7	OIKAWA Mayu	5	2	4	11	27.27
	6	1	INOUE Arisa	5	2	7	14	21.43
	7	10	YOKOTA Mami	7	3	9	19	21.05
	2		SUGI Ayaka	-	-	-	-	-
	3		SAWADA Yuka	-	-	-	-	-
	5		SADAKANE Riho	-	-	-	-	-
	6		TAKASO Minami	-	-	-	-	-
	12		IKEYA Yuka	-	-	-	-	-
Limit								
15.00%	Team Totals			43	15	39	97	28.87

Scoring Block	Rk	No.	Name	Kill Blocks	Faults	Rebounds	Total Attempts	Avg. by Set
	1	1	INOUE Arisa	1	-	4	5	0.33
	1	11	SHIMA Mikoto	1	3	1	5	0.33
	1	10	YOKOTA Mami	1	2	1	4	0.33
		7	OIKAWA Mayu	-	3	2	5	-
		2	SUGI Ayaka	-	-	-	-	-
		3	SAWADA Yuka	-	-	-	-	-
		4	FURUYA Chinami	-	-	-	-	-
		5	SADAKANE Riho	-	-	-	-	-
		6	TAKASO Minami	-	-	-	-	-
		8	TANAKA Saki	-	-	-	-	-
		9	MATSUI Tamaki	-	-	-	-	-
		12	IKEYA Yuka	-	-	-	-	-
	Team Totals			3	8	8	19	1.00

Scoring Service	Rk	No.	Name	Aces	Faults	Serve Hits	Total Attempts	Avg. by Set
	1	7	OIKAWA Mayu	2	2	8	12	0.67
	2	3	SAWADA Yuka	1	-	1	2	0.50
	3	9	MATSUI Tamaki	1	1	15	17	0.33
	3	10	YOKOTA Mami	1	2	11	14	0.33
		4	FURUYA Chinami	-	3	7	10	-
		1	INOUE Arisa	-	-	9	9	-
		11	SHIMA Mikoto	-	1	6	7	-
		6	TAKASO Minami	-	-	3	3	-
		2	SUGI Ayaka	-	-	-	-	-
		5	SADAKANE Riho	-	-	-	-	-
		8	TANAKA Saki	-	-	-	-	-
		12	IKEYA Yuka	-	-	-	-	-
	Team Totals			5	9	60	74	1.67

Team	Opponent Errors & Team Faults	48	-		



SUN 7 JUL 2019


Start Time 14:30 - End Time 15:52


Match Duration: 1h22


Match Statistics

P3

JPN - Japan

Non-Scoring Dig	Rk	No.	Name	Digs	Faults	Receptions	Total Attempts	Avg. by Set
		11	SHIMA Mikoto	-	2	5	7	
		12	IKEYA Yuka	-	2	5	7	
		4	FURUYA Chinami	-	1	5	6	
		1	INOUE Arisa	-	1	3	4	
		9	MATSUI Tamaki	-	-	4	4	
		6	TAKASO Minami	-	-	1	1	
		7	OIKAWA Mayu	-	-	1	1	
		2	SUGI Ayaka	-	-	-	-	
		3	SAWADA Yuka	-	-	-	-	
		5	SADAKANE Riho	-	-	-	-	
		8	TANAKA Saki	-	-	-	-	
		10	YOKOTA Mami	-	-	-	-	
Team Totals				-	6	24	30	

Non-Scoring Set	Rk	No.	Name	Running Sets	Faults	Still Sets	Total Attempts	Avg. by Set
		12	IKEYA Yuka	-	1	-	1	
		1	INOUE Arisa	-	-	-	-	
		2	SUGI Ayaka	-	-	-	-	
		3	SAWADA Yuka	-	-	-	-	
		4	FURUYA Chinami	-	-	-	-	
		5	SADAKANE Riho	-	-	-	-	
		6	TAKASO Minami	-	-	-	-	
		7	OIKAWA Mayu	-	-	-	-	
		8	TANAKA Saki	-	-	-	-	
		9	MATSUI Tamaki	-	-	-	-	
		10	YOKOTA Mami	-	-	-	-	
	11	SHIMA Mikoto	-	-	-	-		
Team Totals				-	1	-	1	

Non-Scoring Reception	Rk	No.	Name	Excellents	Faults	Serve Receptions	Total Attempts	Succ. %
	1	6	TAKASO Minami	1	-	-	1	100.00
	2	1	INOUE Arisa	9	1	8	18	50.00
	2	12	IKEYA Yuka	7	-	7	14	50.00
	4	4	FURUYA Chinami	8	-	9	17	47.06
		2	SUGI Ayaka	-	-	-	-	
		3	SAWADA Yuka	-	-	-	-	
		5	SADAKANE Riho	-	-	-	-	
		7	OIKAWA Mayu	-	-	-	-	
		8	TANAKA Saki	-	-	-	-	
		9	MATSUI Tamaki	-	-	-	-	
		10	YOKOTA Mami	-	-	-	-	
	11	SHIMA Mikoto	-	-	-	-		
Limit								
25.00%	Team Totals			25	1	24	50	50.00





SUN 7 JUL 2019
Start Time 14:30 - End Time 15:52
Match Duration: 1h22


Match Statistics

P3

USA - United States

Scoring Spike	Rk	No.	Name	Spikes	Faults	Shots	Total Attempts	Eff %	
	1	3	BROWN Diana Elizabeth	1	-	1	2	50.00	
	2	5	ESCHENBERG Kennedy Mykel	1	-	2	3	33.33	
	3	10	KUYAVA-DE BERG Kylie Marie	2	1	1	4	25.00	
	4	2	SAMEDY Stephanie	9	4	9	22	22.73	
	5	9	BAJEMA Kara Jane	8	4	9	21	19.05	
		1	FITZMORRIS Audriana Margaret	5	3	8	16		
		7	NIECE Avalyn Keli	3	2	4	9		
		12	MC CLURE Meghan Shea	-	-	4	4		
		6	GATES Madeleine Randel	-	1	2	3		
		11	ROLLINS Adanna Lauran	-	-	1	1		
		4	DILFER Victoria Belle	-	-	-	-		
		8	BARNES Lauren Margaret	-	-	-	-		
	Limit								
	15.00%	Team Totals			29	15	41	85	16.47

Scoring Block	Rk	No.	Name	Kill Blocks	Faults	Rebounds	Total Attempts	Avg. by Set	
	1	6	GATES Madeleine Randel	2	2	1	5	1.00	
	2	7	NIECE Avalyn Keli	2	3	5	10	0.67	
	2	2	SAMEDY Stephanie	2	1	2	5	0.67	
	2	1	FITZMORRIS Audriana Margaret	2	-	1	3	0.67	
	5	10	KUYAVA-DE BERG Kylie Marie	1	3	1	5	0.50	
	6	9	BAJEMA Kara Jane	1	2	2	5	0.33	
		3	BROWN Diana Elizabeth	-	2	2	4		
		5	ESCHENBERG Kennedy Mykel	-	2	1	3		
		12	MC CLURE Meghan Shea	-	-	1	1		
		4	DILFER Victoria Belle	-	-	-	-		
		8	BARNES Lauren Margaret	-	-	-	-		
		11	ROLLINS Adanna Lauran	-	-	-	-		
		Team Totals			10	15	16	41	3.33

Scoring Service	Rk	No.	Name	Aces	Faults	Serve Hits	Total Attempts	Avg. by Set	
	1	6	GATES Madeleine Randel	1	-	8	9	0.50	
		9	BAJEMA Kara Jane	-	1	10	11		
		7	NIECE Avalyn Keli	-	2	7	9		
		2	SAMEDY Stephanie	-	-	5	5		
		3	BROWN Diana Elizabeth	-	-	5	5		
		4	DILFER Victoria Belle	-	1	3	4		
		5	ESCHENBERG Kennedy Mykel	-	-	4	4		
		11	ROLLINS Adanna Lauran	-	-	4	4		
		10	KUYAVA-DE BERG Kylie Marie	-	-	3	3		
		12	MC CLURE Meghan Shea	-	-	2	2		
		1	FITZMORRIS Audriana Margaret	-	1	-	1		
		8	BARNES Lauren Margaret	-	-	-	-		
		Team Totals			1	5	51	57	0.33

Team	Opponent Errors & Team Faults	30	-		
------	-------------------------------	----	---	--	--





SUN 7 JUL 2019
Start Time 14:30 - End Time 15:52
Match Duration: 1h22


Match Statistics

P3

USA - United States

Non-Scoring Dig	Rk	No.	Name	Digs	Faults	Receptions	Total Attempts	Avg. by Set
		8	BARNES Lauren Margaret	-	1	7	8	
		9	BAJEMA Kara Jane	-	2	5	7	
		2	SAMEDY Stephanie	-	3	1	4	
		3	BROWN Diana Elizabeth	-	1	2	3	
		7	NIECE Avalyn Keli	-	1	1	2	
		12	MC CLURE Meghan Shea	-	-	2	2	
		1	FITZMORRIS Audriana Margaret	-	-	1	1	
		10	KUYAVA-DE BERG Kylie Marie	-	-	1	1	
		11	ROLLINS Adanna Lauran	-	-	1	1	
		4	DILFER Victoria Belle	-	-	-	-	
		5	ESCHENBERG Kennedy Mykel	-	-	-	-	
		6	GATES Madeleine Randel	-	-	-	-	
	Team Totals				-	8	21	29

Non-Scoring Set	Rk	No.	Name	Running Sets	Faults	Still Sets	Total Attempts	Avg. by Set
		2	SAMEDY Stephanie	-	1	-	1	
		4	DILFER Victoria Belle	-	1	-	1	
		7	NIECE Avalyn Keli	-	1	-	1	
		1	FITZMORRIS Audriana Margaret	-	-	-	-	
		3	BROWN Diana Elizabeth	-	-	-	-	
		5	ESCHENBERG Kennedy Mykel	-	-	-	-	
		6	GATES Madeleine Randel	-	-	-	-	
		8	BARNES Lauren Margaret	-	-	-	-	
		9	BAJEMA Kara Jane	-	-	-	-	
		10	KUYAVA-DE BERG Kylie Marie	-	-	-	-	
		11	ROLLINS Adanna Lauran	-	-	-	-	
		12	MC CLURE Meghan Shea	-	-	-	-	
	Team Totals				-	3	-	3

Non-Scoring Reception	Rk	No.	Name	Excellents	Faults	Serve Receptions	Total Attempts	Succ. %
	1	7	NIECE Avalyn Keli	1	-	-	1	100.00
	2	9	BAJEMA Kara Jane	10	1	7	18	55.56
	3	11	ROLLINS Adanna Lauran	2	1	1	4	50.00
	4	8	BARNES Lauren Margaret	12	1	13	26	46.15
	5	10	KUYAVA-DE BERG Kylie Marie	2	1	2	5	40.00
	6	12	MC CLURE Meghan Shea	1	1	3	5	20.00
		1	FITZMORRIS Audriana Margaret	-	-	3	3	
		2	SAMEDY Stephanie	-	-	-	-	
		3	BROWN Diana Elizabeth	-	-	-	-	
		4	DILFER Victoria Belle	-	-	-	-	
		5	ESCHENBERG Kennedy Mykel	-	-	-	-	
		6	GATES Madeleine Randel	-	-	-	-	
	Limit 25.00%	Team Totals			28	5	29	62

LEGEND

Avg. Average Eff. Efficiency No. Shirt Number Rk Rank Succ Success %



SUN 7 JUL 2019
Start Time 17:30

Start List

SUI vs ITA

P1

First Referee: HALASZ (HUN)

Second Referee: CAMERON (CAN)

SUI - Switzerland

Shirt colour: Red

No.	Name	Shirt Name	Pos.	Han.	Height	Weight	Highest Reach		Date of Birth	Tournament Totals				
							Spike cm	Block cm		Spike	Block	Serve	Total	%
1	LENGWEILER Julie		OS		1.87	74	310	300	6 NOV 1998	4	0	0	4	-66.66
3	ZAUGG Livia		WS		1.80	69	295	285	29 JAN 1996	8	0	1	9	-149.99
4	SCHOTTROFF Gabi		MB		1.92	78	310	280	8 FEB 1997	5	1	0	6	-99.99
6	MATTER Madlaina		MB		1.83	64	309	290	19 OCT 1996	3	0	0	3	-49.99
8	STORCK Maja (C)		OS		1.84	75	315	295	8 OCT 1998	17	1	0	18	-299.99
9	BRUNNER Sarina		WS		1.78	64	298	285	8 JUL 1997	9	0	1	10	-166.66
10	SULSER Samira Stephanie		MB		1.87	65	305	290	22 DEC 1995	1	0	2	3	-49.99
11	TROSCHE Sarah		S		1.76	70	280	270	28 SEP 1994	0	0	1	1	-16.66
12	KNUTTI Flavia		L		1.72	60	279	250	13 JAN 1998	0	0	0	0	0
13	STAFFELBACH Xenia		MB		1.83	72	293	287	16 MAR 1998	0	0	0	0	0
15	PETITAT Chiara		WS		1.80	75	298	288	4 AUG 2000	5	0	0	5	-83.32
20	WASSNER Olivia		S		1.83	70	297	290	22 MAR 1999	0	0	0	0	0

Coach LIPPUNER Timothy

Assistant SCHREIER Jurgen

Phase	Opponent	Sets	Points per Set
Preliminary - Group D	JPN	0 - 3	15 - 25, 14 - 25, 13 - 25
Preliminary - Group D	USA	0 - 3	17 - 25, 15 - 25, 16 - 25

ITA - Italy

Shirt colour: Blue

No.	Name	Shirt Name	Pos.	Han.	Height	Weight	Highest Reach		Date of Birth	Tournament Totals				
							Spike cm	Block cm		Spike	Block	Serve	Total	%
2	MOLINARO Beatrice		MB		1.80	78	0	0	15 JUN 1995	1	3	4	8	11.59
3	CAMBI Carlotta (C)		S		1.80	76	0	0	28 MAY 1996	2	1	2	5	7.25
4	BOSIO Francesca		S		1.80	76	0	0	7 AUG 1997	0	0	0	0	0
5	NAPODANO Francesca		WS		1.80	70	0	0	17 JAN 1999	0	0	0	0	0
7	BERTI Beatrice		MB		1.78	68	0	0	12 JAN 1996	10	0	1	11	15.94
8	NICOLETTI Anna		OS		1.87	76	0	0	3 JAN 1996	32	2	0	34	49.28
9	VILLANI Francesca		WS		1.80	75	0	0	30 MAY 1995	18	4	1	23	33.33
10	DE BORTOLI Chiara		L		1.82	69	0	0	28 JUL 1997	0	0	0	0	0
12	ANGELINA Giulia		WS		1.85	72	0	0	26 FEB 1997	13	2	0	15	21.74
13	PERINELLI Elena		WS		1.78	76	0	0	27 JUN 1995	10	2	0	12	17.39
14	BOTEZAT Alexandra		MB		1.87	80	0	0	3 AUG 1998	8	6	1	15	21.74
15	NWAKALOR Sylvia Chinele		WS		1.80	76	0	0	12 AUG 1999	3	0	0	3	4.35

Coach PAGLIALUNGA Marco

Assistant PIRAGNOLI Luca

Phase	Opponent	Sets	Points per Set
Preliminary - Group D	USA	3 - 0	25 - 19, 25 - 22, 25 - 23
Preliminary - Group D	JPN	1 - 3	21 - 25, 25 - 22, 24 - 26, 24 - 26

LEGEND

% Percentage of total team score	(C) Team Captain	BH Both Handed	Han. Handedness	L Libero
LH Left Handed	MB Middle blocker	No. Shirt Number	OS Opposite hitter	Pos Playing Position
PR Preliminary	RH Right Handed	S Setter	WS Outside hitter	



SUN 7 JUL 2019
Start Time 17:30 - End Time 18:50
Match Duration 1h20

Results

P2

SUI vs ITA
0 3

Team	Sets	1	2	3	Total
SUI	0	22	19	14	55
ITA	3	25	25	25	75
	Playing Time	27min	24min	23min	1h14

First Referee: HALASZ (HUN)

Second Referee: CAMERON (CAN)

SUI - Switzerland

No.	Name	Pos.	1	2	3	4	5	Pts
1	LENGWEILER Julie	OS	4	2	1			10
3	ZAUGG Livia	WS	1	5	15			8
4	SCHOTTROFF Gabi	MB		6	5			
6	MATTER Madlaina	MB	5	6				1
8	STORCK Maja (C)	OS	3	4	3			15
9	BRUNNER Sarina	WS						
10	SULSER Samira Stephanie	MB	2	3	2			5
11	TROSCH Sarah	S	6	1	6			1
12	KNUTTI Flavia	L	L	L	L			
13	STAFFELBACH Xenia	MB	6		10			
15	PETITAT Chiara	WS	11		4			1
20	WASSNER Olivia	S	8	11	11			

ITA - Italy

No.	Name	Pos.	1	2	3	4	5	Pts
2	MOLINARO Beatrice	MB			7			
3	CAMBI Carlotta (C)	S						
4	BOSIO Francesca	S	6	6	6			3
5	NAPODANO Francesca	WS	14	14				1
7	BERTI Beatrice	MB	5	5	5			8
8	NICOLETTI Anna	OS	3	3				11
9	VILLANI Francesca	WS	4	4	4			11
10	DE BORTOLI Chiara	L	L	L	L			
12	ANGELINA Giulia	WS						
13	PERINELLI Elena	WS	1	1	1			13
14	BOTEZAT Alexandra	MB	2	2	2			10
15	NWAKALOR Sylvia Chinelo	WS			3			3

Coach LIPPUNER Timothy
Assistant Coach SCHREIER Jurgen

Coach PAGLIALUNGA Marco
Assistant Coach PIRAGNOLI Luca

TEAM AND PLAYER PERFORMANCES

Won	Total Atts	No. Name	Scoring Skills	Won	Total Atts	No. Name
37	87	Total Team	Spike	37	79	Total Team
15	30	8 STORCK Maja		9	19	9 VILLANI Francesca
9	23	1 LENGWEILER Julie		9	19	13 PERINELLI Elena
7	17	3 ZAUGG Livia		8	17	8 NICOLETTI Anna
2	23	Total Team	Block	12	41	Total Team
1	5	3 ZAUGG Livia		5	13	14 BOTEZAT Alexandra
1	3	1 LENGWEILER Julie		2	5	9 VILLANI Francesca
				2	3	8 NICOLETTI Anna
2	56	Total Team	Serve	11	74	Total Team
1	9	11 TROSCH Sarah		4	17	13 PERINELLI Elena
1	9	10 SULSER Samira Stephanie		2	11	7 BERTI Beatrice
				2	9	14 BOTEZAT Alexandra
40		Total Team	Opp. Error	38		Total Team
81	166	Total Team	Total	98	194	Total Team

15	38	8 STORCK Maja	Best Scorer	13	36	13 PERINELLI Elena
----	----	---------------	--------------------	----	----	--------------------

LEGEND

- (C) Team Captain
nn Substitute where nn = shirt number of outgoing player
MB Middle blocker
OS Opposite hitter
S Setter
- n Starting line-up where n= starting position on court
Atts Attempts
No. Shirt Number
Pos Playing Position
WS Outside hitter
- L Substitute Libero
L Libero
Opp. Opponent
Pts Points scored



SUN 7 JUL 2019

Start Time 17:30 - End Time 18:50

Match Duration: 1h20

Match Statistics

P3

SUI vs ITA


0 3


Team	Sets	1	2	3	Total
SUI	0	22	19	14	55
ITA	3	25	25	25	75
	Playing Time	27min	24min	23min	1h14


First Referee: HALASZ (HUN)

Second Referee: CAMERON (CAN)

SUI - Switzerland

Scoring Spike	Rk	No.	Name	Spikes	Faults	Shots	Total Attempts	Eff %
	1	15	PETITAT Chiara	1	-	-	1	100.00
	2	10	SULSER Samira Stephanie	4	1	3	8	37.50
	3	8	STORCK Maja	15	5	10	30	33.33
	4	1	LENGWEILER Julie	9	4	10	23	21.74
	5	3	ZAUGG Livia	7	4	6	17	17.65
	6		MATTER Madlaina	1	2	3	6	
	4		SCHOTTROFF Gabi	-	1	-	1	
	9		BRUNNER Sarina	-	-	1	1	
	11		TROSCH Sarah	-	-	-	-	
	12		KNUTTI Flavia	-	-	-	-	
	13		STAFFELBACH Xenia	-	-	-	-	
	20		WASSNER Olivia	-	-	-	-	
	Limit							
15.00%								
Team Totals				37	17	33	87	22.99

Scoring Block	Rk	No.	Name	Kill Blocks	Faults	Rebounds	Total Attempts	Avg. by Set	
	1	3	ZAUGG Livia	1	3	1	5	0.33	
	1	1	LENGWEILER Julie	1	-	2	3	0.33	
		10	SULSER Samira Stephanie	-	2	4	6		
		4	SCHOTTROFF Gabi	-	1	2	3		
		8	STORCK Maja	-	1	1	2		
		6	MATTER Madlaina	-	-	1	1		
		11	TROSCH Sarah	-	-	1	1		
		13	STAFFELBACH Xenia	-	-	1	1		
		20	WASSNER Olivia	-	-	1	1		
		9	BRUNNER Sarina	-	-	-	-		
		12	KNUTTI Flavia	-	-	-	-		
		15	PETITAT Chiara	-	-	-	-		
	Team Totals				2	7	14	23	0.67

Scoring Service	Rk	No.	Name	Aces	Faults	Serve Hits	Total Attempts	Avg. by Set	
	1	10	SULSER Samira Stephanie	1	2	6	9	0.33	
	1	11	TROSCH Sarah	1	2	6	9	0.33	
		1	LENGWEILER Julie	-	-	12	12		
		3	ZAUGG Livia	-	2	7	9		
		8	STORCK Maja	-	-	6	6		
		4	SCHOTTROFF Gabi	-	-	3	3		
		6	MATTER Madlaina	-	1	2	3		
		13	STAFFELBACH Xenia	-	-	3	3		
		20	WASSNER Olivia	-	1	1	2		
		9	BRUNNER Sarina	-	-	-	-		
		12	KNUTTI Flavia	-	-	-	-		
		15	PETITAT Chiara	-	-	-	-		
	Team Totals				2	8	46	56	0.67

Team	Opponent Errors & Team Faults	40	-		
------	-------------------------------	----	---	--	--





SUN 7 JUL 2019
Start Time 17:30 - End Time 18:50
Match Duration: 1h20


Match Statistics

P3

SUI - Switzerland

Non-Scoring Dig	Rk	No.	Name	Digs	Faults	Receptions	Total Attempts	Avg. by Set	
		8	STORCK Maja	-	1	6	7		
		1	LENGWEILER Julie	-	1	3	4		
		12	KNUTTI Flavia	-	1	3	4		
		3	ZAUGG Livia	-	2	1	3		
		4	SCHOTTROFF Gabi	-	-	1	1		
		11	TROSCHE Sarah	-	-	1	1		
		15	PETITAT Chiara	-	-	1	1		
		6	MATTER Madlaina	-	-	-	-		
		9	BRUNNER Sarina	-	-	-	-		
		10	SULSER Samira Stephanie	-	-	-	-		
		13	STAFFELBACH Xenia	-	-	-	-		
		20	WASSNER Olivia	-	-	-	-		
	Team Totals				-	5	16	21	

Non-Scoring Set	Rk	No.	Name	Running Sets	Faults	Still Sets	Total Attempts	Avg. by Set
		11	TROSCHE Sarah	-	1	-	1	
		20	WASSNER Olivia	-	1	-	1	
		1	LENGWEILER Julie	-	-	-	-	
		3	ZAUGG Livia	-	-	-	-	
		4	SCHOTTROFF Gabi	-	-	-	-	
		6	MATTER Madlaina	-	-	-	-	
		8	STORCK Maja	-	-	-	-	
		9	BRUNNER Sarina	-	-	-	-	
		10	SULSER Samira Stephanie	-	-	-	-	
		12	KNUTTI Flavia	-	-	-	-	
		13	STAFFELBACH Xenia	-	-	-	-	
		15	PETITAT Chiara	-	-	-	-	
Team Totals				-	2	-	2	

Non-Scoring Reception	Rk	No.	Name	Excellents	Faults	Serve Receptions	Total Attempts	Succ. %
	1	1	LENGWEILER Julie	13	2	9	24	54.17
	2	12	KNUTTI Flavia	6	2	6	14	42.86
	3	3	ZAUGG Livia	8	5	7	20	40.00
		15	PETITAT Chiara	1	2	3	6	
		10	SULSER Samira Stephanie	-	-	3	3	
		13	STAFFELBACH Xenia	-	-	1	1	
		4	SCHOTTROFF Gabi	-	-	-	-	
		6	MATTER Madlaina	-	-	-	-	
		8	STORCK Maja	-	-	-	-	
		9	BRUNNER Sarina	-	-	-	-	
		11	TROSCHE Sarah	-	-	-	-	
		20	WASSNER Olivia	-	-	-	-	
Limit								
25.00%	Team Totals			28	11	29	68	41.18



SUN 7 JUL 2019


Start Time 17:30 - End Time 18:50


Match Duration: 1h20


Match Statistics

P3

ITA - Italy

Scoring Spike	Rk	No.	Name	Spikes	Faults	Shots	Total Attempts	Eff %
	1	7	BERTI Beatrice	5	-	2	7	71.43
	2	13	PERINELLI Elena	9	-	10	19	47.37
	3	9	VILLANI Francesca	9	2	8	19	36.84
	4	8	NICOLETTI Anna	8	3	6	17	29.41
	5	14	BOTEZAT Alexandra	3	2	1	6	16.67
		15	NWAKALOR Sylvia Chinelo	3	2	4	9	
		4	BOSIO Francesca	-	1	1	2	
		2	MOLINARO Beatrice	-	-	-	-	
		3	CAMBI Carlotta	-	-	-	-	
		5	NAPODANO Francesca	-	-	-	-	
		10	DE BORTOLI Chiara	-	-	-	-	
		12	ANGELINA Giulia	-	-	-	-	
Limit								
15.00%	Team Totals			37	10	32	79	34.18

Scoring Block	Rk	No.	Name	Kill Blocks	Faults	Rebounds	Total Attempts	Avg. by Set
	1	14	BOTEZAT Alexandra	5	4	4	13	1.67
	2	8	NICOLETTI Anna	2	-	1	3	1.00
	3	4	BOSIO Francesca	2	5	4	11	0.67
	3	9	VILLANI Francesca	2	2	1	5	0.67
	5	7	BERTI Beatrice	1	3	4	8	0.33
		15	NWAKALOR Sylvia Chinelo	-	1	-	1	
		2	MOLINARO Beatrice	-	-	-	-	
		3	CAMBI Carlotta	-	-	-	-	
		5	NAPODANO Francesca	-	-	-	-	
		10	DE BORTOLI Chiara	-	-	-	-	
		12	ANGELINA Giulia	-	-	-	-	
		13	PERINELLI Elena	-	-	-	-	
	Team Totals				12	15	14	41

Scoring Service	Rk	No.	Name	Aces	Faults	Serve Hits	Total Attempts	Avg. by Set
	1	13	PERINELLI Elena	4	1	12	17	1.33
	2	7	BERTI Beatrice	2	-	9	11	0.67
	2	14	BOTEZAT Alexandra	2	1	6	9	0.67
	4	8	NICOLETTI Anna	1	3	2	6	0.50
	4	5	NAPODANO Francesca	1	-	2	3	0.50
	6	4	BOSIO Francesca	1	-	7	8	0.33
		9	VILLANI Francesca	-	-	14	14	
		15	NWAKALOR Sylvia Chinelo	-	-	5	5	
		2	MOLINARO Beatrice	-	1	-	1	
		3	CAMBI Carlotta	-	-	-	-	
		10	DE BORTOLI Chiara	-	-	-	-	
		12	ANGELINA Giulia	-	-	-	-	
Team Totals				11	6	57	74	3.67

Team	Opponent Errors & Team Faults			
		38	-	



SUN 7 JUL 2019


Start Time 17:30 - End Time 18:50


Match Duration: 1h20


Match Statistics

P3

ITA - Italy

Non-Scoring Dig	Rk	No.	Name	Digs	Faults	Receptions	Total Attempts	Avg. by Set	
		4	BOSIO Francesca	-	4	2	6		
		10	DE BORTOLI Chiara	-	1	4	5		
		9	VILLANI Francesca	-	1	3	4		
		7	BERTI Beatrice	-	-	3	3		
		8	NICOLETTI Anna	-	-	3	3		
		13	PERINELLI Elena	-	1	2	3		
		14	BOTEZAT Alexandra	-	2	1	3		
		15	NWAKALOR Sylvia Chinelo	-	-	2	2		
		2	MOLINARO Beatrice	-	-	-	-		
		3	CAMBI Carlotta	-	-	-	-		
		5	NAPODANO Francesca	-	-	-	-		
		12	ANGELINA Giulia	-	-	-	-		
		Team Totals			-	9	20	29	

Non-Scoring Set	Rk	No.	Name	Running Sets	Faults	Still Sets	Total Attempts	Avg. by Set	
		2	MOLINARO Beatrice	-	-	-	-		
		3	CAMBI Carlotta	-	-	-	-		
		4	BOSIO Francesca	-	-	-	-		
		5	NAPODANO Francesca	-	-	-	-		
		7	BERTI Beatrice	-	-	-	-		
		8	NICOLETTI Anna	-	-	-	-		
		9	VILLANI Francesca	-	-	-	-		
		10	DE BORTOLI Chiara	-	-	-	-		
		12	ANGELINA Giulia	-	-	-	-		
		13	PERINELLI Elena	-	-	-	-		
		14	BOTEZAT Alexandra	-	-	-	-		
		15	NWAKALOR Sylvia Chinelo	-	-	-	-		
		Team Totals			-	-	-	-	

Non-Scoring Reception	Rk	No.	Name	Excellents	Faults	Serve Receptions	Total Attempts	Succ. %	
	1	13	PERINELLI Elena	11	1	16	28	39.29	
	2	10	DE BORTOLI Chiara	5	1	14	20	25.00	
		2	MOLINARO Beatrice	-	-	-	-		
		3	CAMBI Carlotta	-	-	-	-		
		4	BOSIO Francesca	-	-	-	-		
		5	NAPODANO Francesca	-	-	-	-		
		7	BERTI Beatrice	-	-	-	-		
		8	NICOLETTI Anna	-	-	-	-		
		9	VILLANI Francesca	-	-	-	-		
		12	ANGELINA Giulia	-	-	-	-		
		14	BOTEZAT Alexandra	-	-	-	-		
		15	NWAKALOR Sylvia Chinelo	-	-	-	-		
	Limit								
	25.00%	Team Totals			16	2	30	48	33.33

LEGEND

Avg. Average Eff. Efficiency No. Shirt Number Rk Rank Succ Success %



Results Table - Final Round

P4

As of FRI 12 JUL 2019 at 22:46

Match	Phase	Date	Teams	Sets	Points per Set					Total Points	Match Duration	Spectators
					1	2	3	4	5			
25	Quarter-finals	TUE 9 JUL 2019	RUS vs CZE	3 - 0	27 - 25	25 - 17	25 - 16			77 - 58	1:24	
26	Quarterfinals 9-16	TUE 9 JUL 2019	THA vs ARG	1 - 3	21 - 25	25 - 22	19 - 25	17 - 25		82 - 97	1:53	
27	Quarter-finals	TUE 9 JUL 2019	JPN vs GER	3 - 0	25 - 19	25 - 22	25 - 18			75 - 59	1:27	
28	Quarterfinals 9-16	TUE 9 JUL 2019	USA vs UKR	3 - 1	24 - 26	25 - 22	25 - 17	25 - 18		99 - 83	1:47	
29	Quarter-finals	TUE 9 JUL 2019	BRA vs ITA	0 - 3	20 - 25	20 - 25	19 - 25			59 - 75	1:25	
30	Quarterfinals 9-16	TUE 9 JUL 2019	CHN vs SUI	2 - 3	19 - 25	25 - 19	23 - 25	25 - 19	9 - 15	101 - 103	2:10	
31	Quarter-finals	TUE 9 JUL 2019	HUN vs CAN	3 - 0	25 - 17	25 - 13	25 - 18			75 - 48	1:15	
32	Quarterfinals 9-16	TUE 9 JUL 2019	TPE vs MEX	3 - 0	25 - 21	25 - 19	25 - 14			75 - 54	1:28	
33	Semifinals 5-8	WED 10 JUL 2019	CZE vs GER	2 - 3	25 - 23	25 - 20	18 - 25	13 - 25	19 - 21	100 - 114	2:17	
34	Semifinals 13-16	WED 10 JUL 2019	THA vs UKR	2 - 3	21 - 25	25 - 21	14 - 25	25 - 16	13 - 15	98 - 102	2:07	
35	Semifinals 5-8	WED 10 JUL 2019	CAN vs BRA	1 - 3	25 - 19	17 - 25	23 - 25	19 - 25		84 - 94	2:01	
36	Semifinals 13-16	WED 10 JUL 2019	MEX vs CHN	1 - 3	22 - 25	14 - 25	26 - 24	13 - 25		75 - 99	1:54	
37	Semi-finals	WED 10 JUL 2019	RUS vs JPN	3 - 1	21 - 25	26 - 24	25 - 19	25 - 21		97 - 89	2:00	
38	Semifinals 9-12	WED 10 JUL 2019	ARG vs USA	1 - 3	28 - 26	18 - 25	20 - 25	22 - 25		88 - 101	1:53	
39	Semi-finals	WED 10 JUL 2019	HUN vs ITA	0 - 3	15 - 25	16 - 25	16 - 25			47 - 75	1:19	
40	Semifinals 9-12	WED 10 JUL 2019	TPE vs SUI	0 - 3	23 - 25	21 - 25	19 - 25			63 - 75	1:21	
41	Final 7th-8th Place	THU 11 JUL 2019	CZE vs CAN	3 - 0	25 - 16	25 - 16	25 - 16			75 - 48	1:12	
42	Final 15th-16th Pl.	THU 11 JUL 2019	THA vs MEX	3 - 0	25 - 22	25 - 18	25 - 22			75 - 62	1:29	
43	Final 5th-6th Place	THU 11 JUL 2019	GER vs BRA	3 - 1	25 - 20	20 - 25	25 - 21	25 - 9		95 - 75	1:47	
44	Final 13th-14th Pl.	THU 11 JUL 2019	UKR vs CHN	0 - 3	22 - 25	22 - 25	18 - 25			62 - 75	1:17	
45	Final 11th-12th Pl.	THU 11 JUL 2019	ARG vs TPE	3 - 1	19 - 25	25 - 15	25 - 21	25 - 20		94 - 81	1:48	
46	Final 9th-10th Place	THU 11 JUL 2019	USA vs SUI	3 - 0	25 - 21	25 - 20	25 - 9			75 - 50	1:09	
47	Bronze-medal Match	FRI 12 JUL 2019	JPN vs HUN	3 - 2	25 - 19	25 - 20	20 - 25	18 - 25	15 - 10	103 - 99	2:09	
48	Gold-medal Match	FRI 12 JUL 2019	RUS vs ITA	3 - 1	25 - 21	15 - 25	26 - 24	25 - 18		91 - 88	1:55	

Statistics of	Average match duration	Average spectators	Total spectators
Preliminary	1h36		
Final Rounds	1h41		
Tournament	1h39		

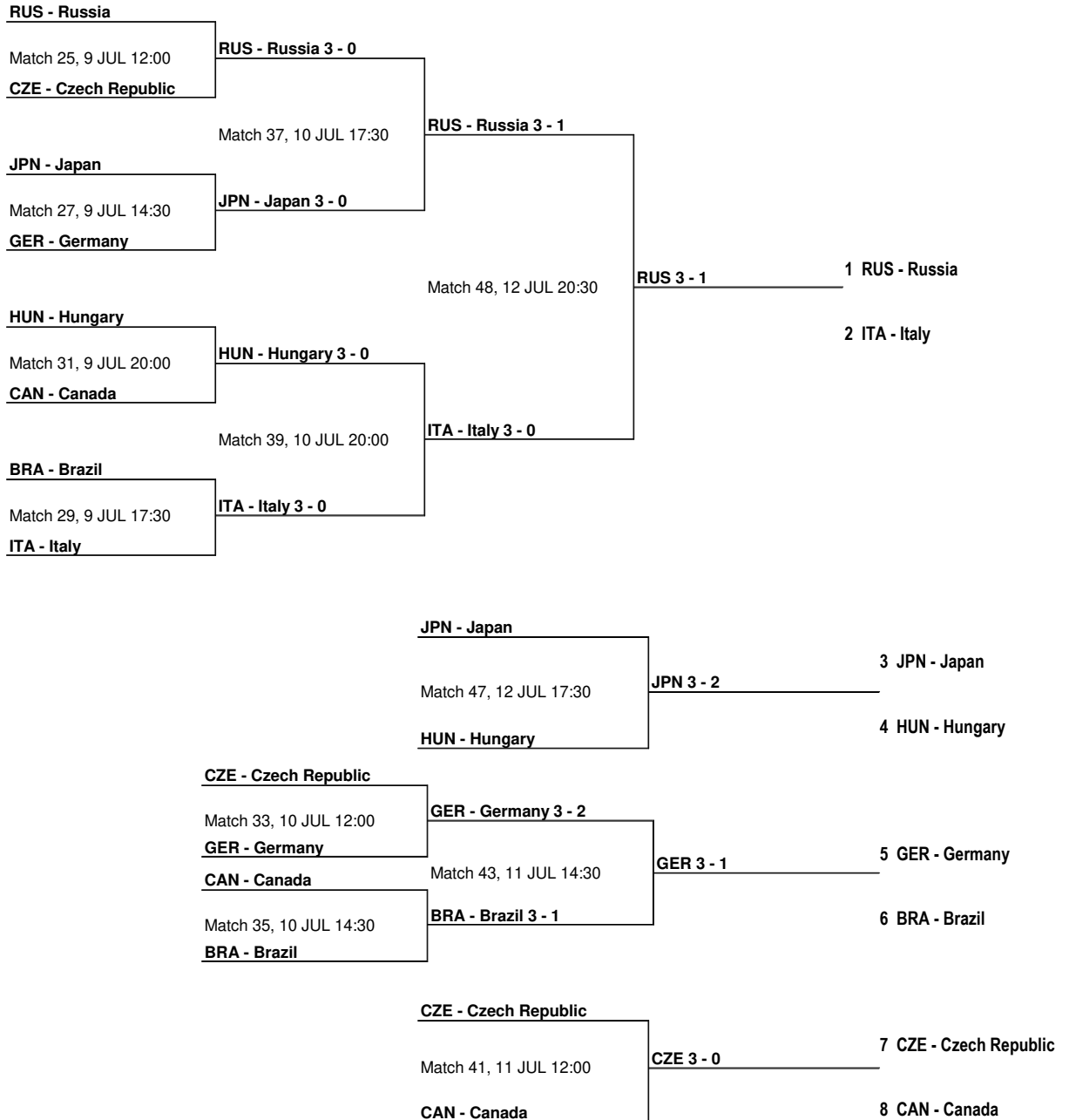


Results Table - Final Round

P4

As of FRI 12 JUL 2019 at 22:46

Quarterfinal Round Semifinal Round Final Round





Results Table - Final Round

P4

As of FRI 12 JUL 2019 at 22:46

THA - Thailand

Match 26, 9 JUL 12:00

ARG - Argentina

USA - United States

Match 28, 9 JUL 14:30

UKR - Ukraine

TPE - Chinese Taipei

Match 32, 9 JUL 20:00

MEX - Mexico

CHN - China

Match 30, 9 JUL 17:30

SUI - Switzerland

ARG - Argentina 3 - 1

Match 38, 10 JUL 17:30

USA - United States 3 - 1

TPE - Chinese Taipei 3 - 0

Match 40, 10 JUL 20:00

SUI - Switzerland 3 - 2

USA - United States 3 - 1

Match 46, 11 JUL 20:00

SUI - Switzerland 3 - 0

USA 3 - 0

9 **USA - United States**

10 **SUI - Switzerland**

ARG - Argentina

Match 45, 11 JUL 17:30

TPE - Chinese Taipei

ARG 3 - 1

11 **ARG - Argentina**

12 **TPE - Chinese Taipei**

THA - Thailand

Match 34, 10 JUL 12:00

UKR - Ukraine

MEX - Mexico

Match 36, 10 JUL 14:30

CHN - China

UKR - Ukraine 3 - 2

Match 44, 11 JUL 14:30

CHN - China 3 - 1

CHN 3 - 0

13 **CHN - China**

14 **UKR - Ukraine**

THA - Thailand

Match 42, 11 JUL 12:00

MEX - Mexico

THA 3 - 0

15 **THA - Thailand**

16 **MEX - Mexico**

LEGEND

Ax x (x=1-4) ranked team from pool A

Bx x (x=1-4) ranked team from pool B



TUE 9 JUL 2019
Start Time 12:00

Start List

RUS vs CZE

P1

First Referee: WOLF (SUI)

Second Referee: WANG JUN (CHN)

RUS - Russia

Shirt colour: White

No.	Name	Shirt Name	Pos.	Han.	Height	Weight	Highest Reach		Date of Birth	Tournament Totals				
							Spike cm	Block cm		Spike	Block	Serve	Total	%
2	SMIRNOVA Kseniia		WS		1.90	75	305	300	24 APR 1998	0	1	0	1	0.71
5	STALNAYA Anastasia		WS		1.91	77	306	298	6 JAN 1998	0	0	0	0	0
6	KURNOSOVA Kristina		L		1.76	69	288	278	17 JUN 1997	0	0	0	0	0
7	ZAYTSEVA Valeriya		MB		1.90	70	0	0	24 MAR 1995	10	3	1	14	10.00
9	RUSSU Viktoriia		OS		1.95	72	311	305	16 FEB 1999	0	1	0	1	0.71
10	EVDOKIMOVA Ekaterina		MB		1.93	72	306	285	10 SEP 1994	10	5	4	19	13.57
11	NOVIK Elena		S		1.82	67	295	290	23 MAR 1994	1	0	2	3	2.14
12	RYSEVA Daria		S		1.75	66	282	266	5 MAR 1998	2	3	1	6	4.29
14	LAZAREVA Anna		OS		1.91	70	306	285	31 JAN 1997	50	10	3	63	45.00
15	ZUBAREVA Olga		MB		1.90	75	305	297	8 NOV 1998	1	0	1	2	1.43
16	VOROBYEVA Maria (C)		WS		1.85	79	306	288	24 FEB 1998	21	2	9	32	22.86
17	SPERSKAITE Angelina		WS		1.87	72	305	295	11 FEB 1997	27	2	3	32	22.86

Coach Assistant VORONKOV Andrey / CHURIKOV Dmitrii / KUZIN Fedor

Phase	Opponent	Sets	Points per Set
Preliminary - Group A	THA	3 - 0	25 - 14, 25 - 15, 25 - 19
Preliminary - Group A	MEX	3 - 0	25 - 8, 25 - 20, 25 - 16
Preliminary - Group A	CAN	3 - 1	25 - 17, 19 - 25, 25 - 21, 25 - 15

CZE - Czech Republic

Shirt colour: Blue

No.	Name	Shirt Name	Pos.	Han.	Height	Weight	Highest Reach		Date of Birth	Tournament Totals				
							Spike cm	Block cm		Spike	Block	Serve	Total	%
1	BOUSKOVA Sarka		WS		1.80	82	0	0	4 JUL 1995	28	3	1	32	24.43
3	DIATKOVA Tereza		OS		1.83	70	0	0	13 APR 1997	12	1	0	13	9.92
4	PESKOVA Veronika		MB		1.64	50	0	0	24 JUL 1994	0	0	0	0	0
5	SVOBODOVA Eva		WS		1.81	81	0	0	6 MAY 1997	35	5	5	45	34.35
6	SMIDOVA Nicole		S		1.80	63	0	0	20 MAR 1999	0	0	0	0	0
7	NECASOVA Michaela		MB		1.89	87	0	0	19 JUL 1999	14	8	4	26	19.85
8	SIMANOVA Pavlina (C)		MB		1.85	80	0	0	5 APR 1996	25	17	4	46	35.11
9	NOVA Lucie		WS		1.85	68	0	0	3 MAY 1996	30	4	3	37	28.24
12	POSPISILOVA Anna		S		1.79	67	0	0	22 MAR 1995	9	8	3	20	15.27
13	KVAPILOVA Katerina		MB		1.87	83	0	0	12 MAY 1995	0	0	1	1	0.76
17	SLAVIKOVA Tereza		L		1.68	64	0	0	5 AUG 1998	0	0	0	0	0

Coach BEDNAR Lubos Assistant FOLTYN Ondrej

Phase	Opponent	Sets	Points per Set
Preliminary - Group C	HUN	2 - 3	25 - 14, 19 - 25, 28 - 30, 26 - 24, 7 - 15
Preliminary - Group C	TPE	3 - 2	17 - 25, 21 - 25, 25 - 23, 25 - 14, 15 - 9
Preliminary - Group C	ARG	3 - 1	25 - 23, 22 - 25, 25 - 21, 25 - 12

LEGEND

%	Percentage of total team score	(C)	Team Captain	BH	Both Handed	Han.	Handedness	L	Libero
LH	Left Handed	MB	Middle blocker	No.	Shirt Number	OS	Opposite hitter	Pos	Playing Position
PR	Preliminary	QF	Quarter-finals	RH	Right Handed	S	Setter	WS	Outside hitter



TUE 9 JUL 2019
Start Time 12:00 - End Time 13:24
Match Duration 1h24

Results
P2

RUS vs CZE
3 0

Team	Sets	1	2	3	Total
RUS	3	27	25	25	77
CZE	0	25	17	16	58
	Playing Time	28min	23min	24min	1h15

First Referee: WOLF (SUI)

Second Referee: WANG JUN (CHN)

RUS - Russia								
No.	Name	Pos.	1	2	3	4	5	Pts
2	SMIRNOVA Kseniia	WS	7		7			
5	STALNAYA Anastasia	WS						
6	KURNOSOVA Kristina	L	L	L	L			
7	ZAYTSEVA Valeriya	MB	1	6	1			3
9	RUSSU Viktoria	OS						
10	EVDOKIMOVA Ekaterina	MB	4	3	4			11
11	NOVIK Elena	S			12			
12	RYSEVA Daria	S	2	1	2			2
14	LAZAREVA Anna	OS	5	4	5			26
15	ZUBAREVA Olga	MB						
16	VOROBYEVA Maria (C)	WS	3	2	3			12
17	SPERSKAITE Angelina	WS	6	5	6			6

CZE - Czech Republic								
No.	Name	Pos.	1	2	3	4	5	Pts
1	BOUSKOVA Sarka	WS	6	1	6			8
3	DIATKOVA Tereza	OS		9	9			1
4	PESKOVA Veronika	MB		1	5			
5	SVOBODOVA Eva	WS	3	4	3			11
6	SMIDOVA Nicole	S						
7	NECASOVA Michaela	MB	1	2	1			2
8	SIMANOVA Pavlina (C)	MB	4	5	4			8
9	NOVA Lucie	WS	2	3	2			7
12	POSPISILOVA Anna	S	5	6	5			3
13	KVAPILOVA Katerina	MB	1	7				1
17	SLAVIKOVA Tereza	L	L	L	L			

Coach
Assistant Coach VORONKOV Andrey / CHURIKOV Dmitrii /

Coach BEDNAR Lubos
Assistant Coach FOLTYN Ondrej

TEAM AND PLAYER PERFORMANCES

Won	Total Atts	No. Name	Scoring Skills	Won	Total Atts	No. Name
44	96	Total Team	Spike	33	88	Total Team
22	40	14 LAZAREVA Anna		9	18	5 SVOBODOVA Eva
10	18	16 VOROBYEVA Maria		8	21	1 BOUSKOVA Sarka
6	12	10 EVDOKIMOVA Ekaterina		6	26	9 NOVA Lucie
7	31	Total Team	Block	5	39	Total Team
3	11	10 EVDOKIMOVA Ekaterina		1	2	13 KVAPILOVA Katerina
1	6	17 SPERSKAITE Angelina		1	12	8 SIMANOVA Pavlina
1	3	14 LAZAREVA Anna		1	3	9 NOVA Lucie
9	74	Total Team	Serve	3	61	Total Team
3	14	14 LAZAREVA Anna		2	14	5 SVOBODOVA Eva
2	10	10 EVDOKIMOVA Ekaterina		1	9	8 SIMANOVA Pavlina
2	14	16 VOROBYEVA Maria				
48		Total Team	Opp. Error	43		Total Team
108	201	Total Team	Total	84	188	Total Team
26	57	14 LAZAREVA Anna	Best Scorer	11	34	5 SVOBODOVA Eva

LEGEND

- (C) Team Captain
- nn Substitute where nn = shirt number of outgoing player
- MB Middle blocker
- OS Opposite hitter
- S Setter
- n Starting line-up where n= starting position on court
- Atts Attempts
- No. Shirt Number
- Pos Playing Position
- WS Outside hitter
- L Substitute Libero
- L Libero
- Opp. Opponent
- Pts Points scored



TUE 9 JUL 2019

Start Time 12:00 - End Time 13:24

Match Duration: 1h24

Match Statistics

P3


RUS vs CZE
3 0


Team	Sets	1	2	3	Total
RUS	3	27	25	25	77
CZE	0	25	17	16	58
	Playing Time	28min	23min	24min	1h15


First Referee: WOLF (SUI)

Second Referee: WANG JUN (CHN)

RUS - Russia

Scoring Spike	Rk	No.	Name	Spikes	Faults	Shots	Total Attempts	Eff %	
	1	16	VOROBYEVA Maria	10	-	8	18	55.56	
	2	14	LAZAREVA Anna	22	3	15	40	47.50	
	3	10	EVDOKIMOVA Ekaterina	6	1	5	12	41.67	
		17	SPERSKAITE Angelina	4	3	10	17		
		7	ZAYTSEVA Valeriya	2	1	5	8		
		12	RYSEVA Daria	-	-	1	1		
		2	SMIRNOVA Kseniia	-	-	-	-		
		5	STALNAYA Anastasia	-	-	-	-		
		6	KURNOSOVA Kristina	-	-	-	-		
		9	RUSSU Viktoriia	-	-	-	-		
		11	NOVIK Elena	-	-	-	-		
		15	ZUBAREVA Olga	-	-	-	-		
	Limit								
	15.00%	Team Totals			44	8	44	96	37.50

Scoring Block	Rk	No.	Name	Kill Blocks	Faults	Rebounds	Total Attempts	Avg. by Set
	1	10	EVDOKIMOVA Ekaterina	3	5	3	11	1.00
	2	17	SPERSKAITE Angelina	1	2	3	6	0.33
	2	7	ZAYTSEVA Valeriya	1	3	-	4	0.33
	2	12	RYSEVA Daria	1	2	-	3	0.33
	2	14	LAZAREVA Anna	1	2	-	3	0.33
		16	VOROBYEVA Maria	-	4	-	4	
		2	SMIRNOVA Kseniia	-	-	-	-	
		5	STALNAYA Anastasia	-	-	-	-	
		6	KURNOSOVA Kristina	-	-	-	-	
		9	RUSSU Viktoriia	-	-	-	-	
		11	NOVIK Elena	-	-	-	-	
		15	ZUBAREVA Olga	-	-	-	-	
	Team Totals			7	18	6	31	2.33

Scoring Service	Rk	No.	Name	Aces	Faults	Serve Hits	Total Attempts	Avg. by Set
	1	14	LAZAREVA Anna	3	2	9	14	1.00
	2	16	VOROBYEVA Maria	2	4	8	14	0.67
	2	10	EVDOKIMOVA Ekaterina	2	-	8	10	0.67
	4	12	RYSEVA Daria	1	-	12	13	0.33
	4	17	SPERSKAITE Angelina	1	-	12	13	0.33
		7	ZAYTSEVA Valeriya	-	2	6	8	
		2	SMIRNOVA Kseniia	-	-	2	2	
		5	STALNAYA Anastasia	-	-	-	-	
		6	KURNOSOVA Kristina	-	-	-	-	
		9	RUSSU Viktoriia	-	-	-	-	
		11	NOVIK Elena	-	-	-	-	
		15	ZUBAREVA Olga	-	-	-	-	
	Team Totals			9	8	57	74	3.00

Team	Opponent Errors & Team Faults	48	-		
------	-------------------------------	----	---	--	--



TUE 9 JUL 2019


Start Time 12:00 - End Time 13:24


Match Duration: 1h24


Match Statistics

P3

RUS - Russia

Non-Scoring Dig	Rk	No.	Name	Digs	Faults	Receptions	Total Attempts	Avg. by Set
		6	KURNOSOVA Kristina	-	2	13	15	
		14	LAZAREVA Anna	-	-	7	7	
		17	SPERSKAITE Angelina	-	-	6	6	
		16	VOROBYEVA Maria	-	2	2	4	
		10	EVDOKIMOVA Ekaterina	-	2	1	3	
		12	RYSEVA Daria	-	1	2	3	
		7	ZAYTSEVA Valeriya	-	-	2	2	
		2	SMIRNOVA Kseniia	-	-	-	-	
		5	STALNAYA Anastasia	-	-	-	-	
		9	RUSSU Viktoriia	-	-	-	-	
		11	NOVIK Elena	-	-	-	-	
		15	ZUBAREVA Olga	-	-	-	-	
	Team Totals				-	7	33	40

Non-Scoring Set	Rk	No.	Name	Running Sets	Faults	Still Sets	Total Attempts	Avg. by Set
		10	EVDOKIMOVA Ekaterina	-	1	-	1	
		12	RYSEVA Daria	-	1	-	1	
		14	LAZAREVA Anna	-	1	-	1	
		17	SPERSKAITE Angelina	-	1	-	1	
		2	SMIRNOVA Kseniia	-	-	-	-	
		5	STALNAYA Anastasia	-	-	-	-	
		6	KURNOSOVA Kristina	-	-	-	-	
		7	ZAYTSEVA Valeriya	-	-	-	-	
		9	RUSSU Viktoriia	-	-	-	-	
		11	NOVIK Elena	-	-	-	-	
		15	ZUBAREVA Olga	-	-	-	-	
		16	VOROBYEVA Maria	-	-	-	-	
	Team Totals				-	4	-	4

Non-Scoring Reception	Rk	No.	Name	Excellents	Faults	Serve Receptions	Total Attempts	Succ. %	
	1	6	KURNOSOVA Kristina	5	-	2	7	71.43	
	2	17	SPERSKAITE Angelina	11	-	17	28	39.29	
	3	16	VOROBYEVA Maria	6	2	8	16	37.50	
		11	NOVIK Elena	-	1	-	1		
		2	SMIRNOVA Kseniia	-	-	-	-		
		5	STALNAYA Anastasia	-	-	-	-		
		7	ZAYTSEVA Valeriya	-	-	-	-		
		9	RUSSU Viktoriia	-	-	-	-		
		10	EVDOKIMOVA Ekaterina	-	-	-	-		
		12	RYSEVA Daria	-	-	-	-		
		14	LAZAREVA Anna	-	-	-	-		
		15	ZUBAREVA Olga	-	-	-	-		
	Limit	25.00%							
	Team Totals				22	3	27	52	42.31



TUE 9 JUL 2019


Start Time 12:00 - End Time 13:24


Match Duration: 1h24


Match Statistics

P3

CZE - Czech Republic

Scoring Spike	Rk	No.	Name	Spikes	Faults	Shots	Total Attempts	Eff %	
	1	12	POSPISILOVA Anna	2	-	1	3	66.67	
	2	8	SIMANOVA Pavlina	6	1	3	10	50.00	
	3	5	SVOBODOVA Eva	9	3	6	18	33.33	
	3	1	BOUSKOVA Sarka	8	1	12	21	33.33	
		9	NOVA Lucie	6	5	15	26		
		3	DIATKOVA Tereza	1	2	2	5		
		7	NECASOVA Michaela	1	1	3	5		
		4	PESKOVA Veronika	-	-	-	-		
		6	SMIDOVA Nicole	-	-	-	-		
		13	KVAPILOVA Katerina	-	-	-	-		
		17	SLAVIKOVA Tereza	-	-	-	-		
	Limit		17						
	15.00%	Team Totals			33	13	42	88	22.73

Scoring Block	Rk	No.	Name	Kill Blocks	Faults	Rebounds	Total Attempts	Avg. by Set	
	1	13	KVAPILOVA Katerina	1	-	1	2	0.50	
	2	8	SIMANOVA Pavlina	1	5	6	12	0.33	
	2	7	NECASOVA Michaela	1	6	3	10	0.33	
	2	12	POSPISILOVA Anna	1	1	3	5	0.33	
	2	9	NOVA Lucie	1	2	-	3	0.33	
		1	BOUSKOVA Sarka	-	1	3	4		
		5	SVOBODOVA Eva	-	1	1	2		
		3	DIATKOVA Tereza	-	-	1	1		
		4	PESKOVA Veronika	-	-	-	-		
		6	SMIDOVA Nicole	-	-	-	-		
		17	SLAVIKOVA Tereza	-	-	-	-		
	Team Totals	Team Totals			5	16	18	39	1.67

Scoring Service	Rk	No.	Name	Aces	Faults	Serve Hits	Total Attempts	Avg. by Set	
	1	5	SVOBODOVA Eva	2	3	9	14	0.67	
	2	8	SIMANOVA Pavlina	1	-	8	9	0.33	
		7	NECASOVA Michaela	-	1	10	11		
		12	POSPISILOVA Anna	-	2	8	10		
		9	NOVA Lucie	-	1	8	9		
		1	BOUSKOVA Sarka	-	-	5	5		
		13	KVAPILOVA Katerina	-	1	1	2		
		3	DIATKOVA Tereza	-	-	1	1		
		4	PESKOVA Veronika	-	-	-	-		
		6	SMIDOVA Nicole	-	-	-	-		
		17	SLAVIKOVA Tereza	-	-	-	-		
	Team Totals	Team Totals			3	8	50	61	1.00

Team	Opponent Errors & Team Faults				
		43	-		



TUE 9 JUL 2019


Start Time 12:00 - End Time 13:24


Match Duration: 1h24


Match Statistics

P3

CZE - Czech Republic

Non-Scoring Dig	Rk	No.	Name	Digs	Faults	Receptions	Total Attempts	Avg. by Set	
		17	SLAVIKOVA Tereza	-	1	7	8		
		12	POSPISILOVA Anna	-	2	5	7		
		9	NOVA Lucie	-	1	5	6		
		1	BOUSKOVA Sarka	-	-	4	4		
		5	SVOBODOVA Eva	-	1	1	2		
		8	SIMANOVA Pavlina	-	-	2	2		
		3	DIATKOVA Tereza	-	-	1	1		
		7	NECASOVA Michaela	-	1	-	1		
		4	PESKOVA Veronika	-	-	-	-		
		6	SMIDOVA Nicole	-	-	-	-		
		13	KVAPILOVA Katerina	-	-	-	-		
	Team Totals				-	6	25	31	

Non-Scoring Set	Rk	No.	Name	Running Sets	Faults	Still Sets	Total Attempts	Avg. by Set	
		12	POSPISILOVA Anna	-	2	-	2		
		1	BOUSKOVA Sarka	-	1	-	1		
		3	DIATKOVA Tereza	-	-	-	-		
		4	PESKOVA Veronika	-	-	-	-		
		5	SVOBODOVA Eva	-	-	-	-		
		6	SMIDOVA Nicole	-	-	-	-		
		7	NECASOVA Michaela	-	-	-	-		
		8	SIMANOVA Pavlina	-	-	-	-		
		9	NOVA Lucie	-	-	-	-		
		13	KVAPILOVA Katerina	-	-	-	-		
		17	SLAVIKOVA Tereza	-	-	-	-		
	Team Totals				-	3	-	3	

Non-Scoring Reception	Rk	No.	Name	Excellents	Faults	Serve Receptions	Total Attempts	Succ. %	
	1	4	PESKOVA Veronika	2	-	-	2	100.00	
	2	17	SLAVIKOVA Tereza	6	1	8	15	40.00	
	3	1	BOUSKOVA Sarka	10	4	17	31	32.26	
	4	5	SVOBODOVA Eva	4	4	10	18	22.22	
		3	DIATKOVA Tereza	-	-	-	-		
		6	SMIDOVA Nicole	-	-	-	-		
		7	NECASOVA Michaela	-	-	-	-		
		8	SIMANOVA Pavlina	-	-	-	-		
		9	NOVA Lucie	-	-	-	-		
		12	POSPISILOVA Anna	-	-	-	-		
		13	KVAPILOVA Katerina	-	-	-	-		
	Limit								
	25.00%	Team Totals				22	9	35	66

LEGEND

Avg. Average Eff. Efficiency No. Shirt Number Rk Rank Succ Success %



TUE 9 JUL 2019
Start Time 14:30

Start List

JPN vs GER

P1

First Referee: PIEROBON (ARG)

Second Referee: HALASZ (HUN)

JPN - Japan

Shirt colour: Black

No.	Name	Shirt Name	Pos.	Han.	Height	Weight	Highest Reach		Date of Birth	Tournament Totals				
							Spike cm	Block cm		Spike	Block	Serve	Total	%
1	INOUE Arisa (C)		WS		1.78	66	303	285	8 MAY 1995	36	2	1	39	27.66
2	SUGI Ayaka		MB		1.78	73	300	290	14 FEB 1996	0	0	0	0	0
3	SAWADA Yuka		S		1.59	57	273	268	14 AUG 1996	0	0	1	1	0.71
4	FURUYA Chinami		WS		1.73	65	297	280	20 APR 1996	19	1	5	25	17.73
5	SADAKANE Riho		WS		1.70	67	286	276	13 APR 1996	11	0	1	12	8.51
6	TAKASO Minami		WS		1.64	57	301	279	8 AUG 1996	0	0	0	0	0
7	OIKAWA Mavu		MB		1.75	60	299	290	26 JUN 1996	17	0	3	20	14.18
8	TANAKA Saki		OS		1.69	57	296	274	21 SEP 1996	8	0	0	8	5.67
9	MATSUI Tamaki		S		1.70	63	280	275	10 JAN 1998	4	1	5	10	7.09
10	YOKOTA Mami		MB		1.77	62	294	286	10 DEC 1997	24	4	3	31	21.99
11	SHIMA Mikoto		OS		1.75	65	292	275	18 JAN 1999	30	3	1	34	24.11
12	IKEYA Yuka		L		1.56	55	260	255	27 DEC 1997	0	0	0	0	0

Coach NEMOTO Ken

Assistant YUZAWA Yoshitaka / KOMATA Miki

Phase	Opponent	Sets	Points per Set
Preliminary - Group D	SUI	3 - 0	25 - 15, 25 - 14, 25 - 13
Preliminary - Group D	ITA	3 - 1	25 - 21, 22 - 25, 26 - 24, 26 - 24
Preliminary - Group D	USA	3 - 0	25 - 15, 25 - 18, 25 - 23

GER - Germany

Shirt colour: White

No.	Name	Shirt Name	Pos.	Han.	Height	Weight	Highest Reach		Date of Birth	Tournament Totals				
							Spike cm	Block cm		Spike	Block	Serve	Total	%
3	WILCZEK Natalie		MB		1.90	70	0	0	9 MAR 2000	0	0	1	1	0.94
5	KASTRUP Liza		WS		1.93	83	0	0	5 OCT 1999	3	1	0	4	3.77
7	BARBER Nele		WS		1.85	75	0	0	27 OCT 1994	30	2	1	33	31.13
9	ALSMEIER Lina		WS		1.89	80	0	0	29 JUN 2000	43	4	2	49	46.23
11	WESKE Emilia		OS		1.88	70	0	0	26 MAR 2001	2	0	4	6	5.66
13	IMOUDU Denise (C)		S		1.80	72	0	0	14 DEC 1995	5	2	3	10	9.43
14	LOHMANN Elisa		L		1.80	69	0	0	22 JUL 1998	0	0	0	0	0
15	GLAAB Corina		S		1.85	92	0	0	25 MAY 2000	0	0	0	0	0
16	BOCK Linda		WS		1.72	60	0	0	27 MAY 2000	4	2	0	6	5.66
17	WEITZEL Camilla		MB		1.91	78	0	0	11 JUN 2000	27	3	1	31	29.25
18	AMBROSIUS Lea		MB		1.84	92	0	0	22 MAY 2000	12	7	3	22	20.75
19	KELLER Luisa		WS		1.97	89	0	0	25 AUG 2001	37	6	8	51	48.11

Coach WAIBL Alexander

Assistant BITTER Konstantin / VOELKER Florian

Phase	Opponent	Sets	Points per Set
Preliminary - Group B	UKR	3 - 1	25 - 23, 25 - 22, 22 - 25, 25 - 23
Preliminary - Group B	BRA	1 - 3	26 - 28, 20 - 25, 25 - 20, 19 - 25
Preliminary - Group B	CHN	3 - 1	25 - 21, 25 - 22, 18 - 25, 25 - 17

LEGEND

% Percentage of total team score (C) Team Captain BH Both Handed Han. Handedness L Libero
LH Left Handed MB Middle blocker No. Shirt Number OS Opposite hitter Pos Playing Position
PR Preliminary QF Quarter-finals RH Right Handed S Setter WS Outside hitter



TUE 9 JUL 2019
Start Time 14:30 - End Time 15:57
Match Duration 1h27

Results
P2

JPN vs GER
3 0

Team	Sets	1	2	3	Total
JPN	3	25	25	25	75
GER	0	19	22	18	59
	Playing Time	24min	27min	27min	1h18

First Referee: PIEROBON (ARG)

Second Referee: HALASZ (HUN)

JPN - Japan								
No.	Name	Pos.	1	2	3	4	5	Pts
1	INOUE Arisa (C)	WS	2	2	2			12
2	SUGI Ayaka	MB			7			1
3	SAWADA Yuka	S	11	11				
4	FURUYA Chinami	WS	5	5	5			7
5	SADAKANE Riho	WS		4				
6	TAKASO Minami	WS	9		1			
7	OIKAWA Mayu	MB	6	6	6			3
8	TANAKA Saki	OS		9				2
9	MATSUI Tamaki	S	1	1	1			4
10	YOKOTA Mami	MB	3	3	3			8
11	SHIMA Mikoto	OS	4	4	4			18
12	IKEYA Yuka	L	L	L	L			

GER - Germany								
No.	Name	Pos.	1	2	3	4	5	Pts
3	WILCZEK Natalie	MB		18	18			1
5	KASTRUP Liza	WS	13	7				1
7	BARBER Nele	WS	1	1	4			4
9	ALSMEIER Lina	WS	4	4	7			12
11	WESKE Emilia	OS	18	19				
13	IMOUDU Denise (C)	S	6	6	6			2
14	LOHMANN Elisa	L	L	L	L			
15	GLAAB Corina	S	19		13			
16	BOCK Linda	WS	7	9	1			4
17	WEITZEL Camilla	MB	5	5	5			7
18	AMBROSIUS Lea	MB	2	2	2			2
19	KELLER Luisa	WS	3	3	3			8

Coach NEMOTO Ken
Assistant Coach YUZAWA Yoshitaka / KOMATA Miki

Coach WAIBL Alexander
Assistant Coach BITTER Konstantin / VOELKER Florian

TEAM AND PLAYER PERFORMANCES

Won	Total Atts	No. Name	Scoring Skills	Won	Total Atts	No. Name
44	103	Total Team	Spike	30	106	Total Team
18	25	11 SHIMA Mikoto		7	14	17 WEITZEL Camilla
10	25	1 INOUE Arisa		7	23	9 ALSMEIER Lina
4	12	10 YOKOTA Mami		6	30	19 KELLER Luisa
6	24	Total Team	Block	6	38	Total Team
3	6	10 YOKOTA Mami		3	3	9 ALSMEIER Lina
2	3	4 FURUYA Chinami		1	3	7 BARBER Nele
1	4	1 INOUE Arisa		1	1	5 KASTRUP Liza
5	73	Total Team	Serve	5	61	Total Team
1	12	10 YOKOTA Mami		2	10	9 ALSMEIER Lina
1	6	4 FURUYA Chinami		1	9	19 KELLER Luisa
1	13	7 OIKAWA Mayu		1	9	13 IMOUDU Denise
48		Total Team	Opp. Error	30		Total Team
103	200	Total Team	Total	71	205	Total Team

18	38	11 SHIMA Mikoto	Best Scorer	12	36	9 ALSMEIER Lina
----	----	-----------------	--------------------	----	----	-----------------

LEGEND

(C) Team Captain
nn Substitute where nn = shirt number of outgoing player
MB Middle blocker
OS Opposite hitter
S Setter
n Starting line-up where n= starting position on court
Atts Attempts
No. Shirt Number
Pos Playing Position
WS Outside hitter
L Substitute Libero
L Libero
Opp. Opponent
Pts Points scored



TUE 9 JUL 2019
Start Time 14:30 - End Time 15:57
Match Duration: 1h27

Match Statistics

P3


JPN vs GER
3 0


Team	Sets	1	2	3	Total
JPN	3	25	25	25	75
GER	0	19	22	18	59
	Playing Time	24min	27min	27min	1h18


First Referee: PIEROBON (ARG)

Second Referee: HALASZ (HUN)

JPN - Japan

Scoring Spike	Rk	No.	Name	Spikes	Faults	Shots	Total Attempts	Eff %
	1	11	SHIMA Mikoto	18	2	5	25	64.00
	2	9	MATSUI Tamaki	3	-	2	5	60.00
	3	7	OIKAWA Mayu	2	-	3	5	40.00
	4	1	INOUE Arisa	10	1	14	25	36.00
	5	10	YOKOTA Mami	4	1	7	12	25.00
	5	8	TANAKA Saki	2	1	1	4	25.00
		4	FURUYA Chinami	4	3	9	16	
		2	SUGI Ayaka	1	1	3	5	
		5	SADAKANE Riho	-	2	1	3	
		6	TAKASO Minami	-	1	1	2	
		12	IKEYA Yuka	-	-	1	1	
		3	SAWADA Yuka	-	-	-	-	
Limit								
15.00%	Team Totals			44	12	47	103	31.07

Scoring Block	Rk	No.	Name	Kill Blocks	Faults	Rebounds	Total Attempts	Avg. by Set
	1	10	YOKOTA Mami	3	3	-	6	1.00
	2	4	FURUYA Chinami	2	-	1	3	0.67
	3	1	INOUE Arisa	1	-	3	4	0.33
		11	SHIMA Mikoto	-	1	4	5	
		9	MATSUI Tamaki	-	1	2	3	
		7	OIKAWA Mayu	-	2	-	2	
		8	TANAKA Saki	-	1	-	1	
		2	SUGI Ayaka	-	-	-	-	
		3	SAWADA Yuka	-	-	-	-	
		5	SADAKANE Riho	-	-	-	-	
		6	TAKASO Minami	-	-	-	-	
		12	IKEYA Yuka	-	-	-	-	
	Team Totals			6	8	10	24	2.00

Scoring Service	Rk	No.	Name	Aces	Faults	Serve Hits	Total Attempts	Avg. by Set
	1	1	INOUE Arisa	1	1	14	16	0.33
	1	7	OIKAWA Mayu	1	1	11	13	0.33
	1	10	YOKOTA Mami	1	-	11	12	0.33
	1	9	MATSUI Tamaki	1	-	10	11	0.33
	1	4	FURUYA Chinami	1	4	1	6	0.33
		11	SHIMA Mikoto	-	2	6	8	
		2	SUGI Ayaka	-	-	4	4	
		6	TAKASO Minami	-	-	2	2	
		5	SADAKANE Riho	-	-	1	1	
		3	SAWADA Yuka	-	-	-	-	
		8	TANAKA Saki	-	-	-	-	
		12	IKEYA Yuka	-	-	-	-	
	Team Totals			5	8	60	73	1.67

Team	Opponent Errors & Team Faults	48	-		
------	-------------------------------	----	---	--	--



TUE 9 JUL 2019


Start Time 14:30 - End Time 15:57


Match Duration: 1h27


Match Statistics

P3

JPN - Japan

Non-Scoring Dig	Rk	No.	Name	Digs	Faults	Receptions	Total Attempts	Avg. by Set
		1	INOUE Arisa	-	2	3	5	
		12	IKEYA Yuka	-	-	5	5	
		4	FURUYA Chinami	-	-	3	3	
		11	SHIMA Mikoto	-	1	1	2	
		2	SUGI Ayaka	-	-	1	1	
		3	SAWADA Yuka	-	-	1	1	
		5	SADAKANE Riho	-	-	1	1	
		7	OIKAWA Mayu	-	-	1	1	
		9	MATSUI Tamaki	-	-	1	1	
		10	YOKOTA Mami	-	-	1	1	
		6	TAKASO Minami	-	-	-	-	
		8	TANAKA Saki	-	-	-	-	
Team Totals				-	3	18	21	

Non-Scoring Set	Rk	No.	Name	Running Sets	Faults	Still Sets	Total Attempts	Avg. by Set
		1	INOUE Arisa	-	-	-	-	
		2	SUGI Ayaka	-	-	-	-	
		3	SAWADA Yuka	-	-	-	-	
		4	FURUYA Chinami	-	-	-	-	
		5	SADAKANE Riho	-	-	-	-	
		6	TAKASO Minami	-	-	-	-	
		7	OIKAWA Mayu	-	-	-	-	
		8	TANAKA Saki	-	-	-	-	
		9	MATSUI Tamaki	-	-	-	-	
		10	YOKOTA Mami	-	-	-	-	
		11	SHIMA Mikoto	-	-	-	-	
		12	IKEYA Yuka	-	-	-	-	
Team Totals				-	-	-	-	

Non-Scoring Reception	Rk	No.	Name	Excellents	Faults	Serve Receptions	Total Attempts	Succ. %
	1	10	YOKOTA Mami	1	-	-	1	100.00
	1	11	SHIMA Mikoto	1	-	-	1	100.00
	3	6	TAKASO Minami	4	-	1	5	80.00
	4	1	INOUE Arisa	7	1	2	10	70.00
	5	12	IKEYA Yuka	3	1	6	10	30.00
	6	4	FURUYA Chinami	4	2	9	15	26.67
	7	5	SADAKANE Riho	2	-	8	10	20.00
		9	MATSUI Tamaki	-	1	-	1	
		2	SUGI Ayaka	-	-	-	-	
		3	SAWADA Yuka	-	-	-	-	
		7	OIKAWA Mayu	-	-	-	-	
		8	TANAKA Saki	-	-	-	-	
Limit	25.00%							
Team Totals				22	5	26	53	41.51



TUE 9 JUL 2019


Start Time 14:30 - End Time 15:57


Match Duration: 1h27


Match Statistics

P3

GER - Germany

Scoring Spike	Rk	No.	Name	Spikes	Faults	Shots	Total Attempts	Eff %	
	1	13	IMOUDU Denise	1	-	-	1	100.00	
	2	17	WEITZEL Camilla	7	1	6	14	42.86	
	3	9	ALSMEIER Lina	7	3	13	23	17.39	
		19	KELLER Luisa	6	2	22	30		
		16	BOCK Linda	4	4	3	11		
		7	BARBER Nele	3	6	10	19		
		18	AMBROSIUS Lea	1	1	2	4		
		3	WILCZEK Natalie	1	1	-	2		
		11	WESKE Emilia	-	-	1	1		
		15	GLAAB Corina	-	-	1	1		
		5	KASTRUP Liza	-	-	-	-		
		14	LOHMANN Elisa	-	-	-	-		
	Limit								
	15.00%	Team Totals			30	18	58	106	

Scoring Block	Rk	No.	Name	Kill Blocks	Faults	Rebounds	Total Attempts	Avg. by Set	
	1	9	ALSMEIER Lina	3	-	-	3	1.00	
	2	5	KASTRUP Liza	1	-	-	1	0.50	
	3	19	KELLER Luisa	1	1	2	4	0.33	
	3	7	BARBER Nele	1	2	-	3	0.33	
		17	WEITZEL Camilla	-	6	7	13		
		18	AMBROSIUS Lea	-	2	6	8		
		3	WILCZEK Natalie	-	3	1	4		
		13	IMOUDU Denise	-	-	1	1		
		15	GLAAB Corina	-	1	-	1		
		11	WESKE Emilia	-	-	-	-		
		14	LOHMANN Elisa	-	-	-	-		
		16	BOCK Linda	-	-	-	-		
	Team Totals				6	15	17	38	2.00

Scoring Service	Rk	No.	Name	Aces	Faults	Serve Hits	Total Attempts	Avg. by Set	
	1	9	ALSMEIER Lina	2	2	6	10	0.67	
	2	13	IMOUDU Denise	1	-	8	9	0.33	
	2	19	KELLER Luisa	1	1	7	9	0.33	
	2	18	AMBROSIUS Lea	1	1	4	6	0.33	
		17	WEITZEL Camilla	-	2	5	7		
		7	BARBER Nele	-	1	5	6		
		16	BOCK Linda	-	-	6	6		
		15	GLAAB Corina	-	-	4	4		
		3	WILCZEK Natalie	-	-	2	2		
		11	WESKE Emilia	-	1	1	2		
		5	KASTRUP Liza	-	-	-	-		
		14	LOHMANN Elisa	-	-	-	-		
	Team Totals				5	8	48	61	1.67

Team	Opponent Errors & Team Faults			
		30	-	



TUE 9 JUL 2019


Start Time 14:30 - End Time 15:57


Match Duration: 1h27


Match Statistics

P3

GER - Germany

Non-Scoring Dig	Rk	No.	Name	Digs	Faults	Receptions	Total Attempts	Avg. by Set	
		14	LOHMANN Elisa	-	3	10	13		
		13	IMOUDU Denise	-	1	3	4		
		7	BARBER Nele	-	1	2	3		
		9	ALSMEIER Lina	-	-	2	2		
		15	GLAAB Corina	-	1	1	2		
		16	BOCK Linda	-	-	1	1		
		18	AMBROSIUS Lea	-	1	-	1		
		19	KELLER Luisa	-	-	1	1		
		3	WILCZEK Natalie	-	-	-	-		
		5	KASTRUP Liza	-	-	-	-		
		11	WESKE Emilia	-	-	-	-		
		17	WEITZEL Camilla	-	-	-	-		
	Team Totals				-	7	20	27	

Non-Scoring Set	Rk	No.	Name	Running Sets	Faults	Still Sets	Total Attempts	Avg. by Set
		15	GLAAB Corina	-	1	-	1	
		3	WILCZEK Natalie	-	-	-	-	
		5	KASTRUP Liza	-	-	-	-	
		7	BARBER Nele	-	-	-	-	
		9	ALSMEIER Lina	-	-	-	-	
		11	WESKE Emilia	-	-	-	-	
		13	IMOUDU Denise	-	-	-	-	
		14	LOHMANN Elisa	-	-	-	-	
		16	BOCK Linda	-	-	-	-	
		17	WEITZEL Camilla	-	-	-	-	
		18	AMBROSIUS Lea	-	-	-	-	
	19	KELLER Luisa	-	-	-	-		
Team Totals				-	1	-	1	

Non-Scoring Reception	Rk	No.	Name	Excellents	Faults	Serve Receptions	Total Attempts	Succ. %
	1	9	ALSMEIER Lina	6	2	4	12	50.00
	2	14	LOHMANN Elisa	7	-	8	15	46.67
	3	16	BOCK Linda	8	1	10	19	42.11
	4	7	BARBER Nele	5	1	11	17	29.41
		17	WEITZEL Camilla	-	1	-	1	
		18	AMBROSIUS Lea	-	-	1	1	
		3	WILCZEK Natalie	-	-	-	-	
		5	KASTRUP Liza	-	-	-	-	
		11	WESKE Emilia	-	-	-	-	
		13	IMOUDU Denise	-	-	-	-	
		15	GLAAB Corina	-	-	-	-	
		19	KELLER Luisa	-	-	-	-	
	Limit							
25.00%	Team Totals			26	5	34	65	40.00

LEGEND

Avg. Average

Eff. Efficiency

No. Shirt Number

Rk Rank

Succ Success %



Palascioni
Volleyball
Women
Quarter-finals
Match 31



TUE 9 JUL 2019
Start Time 20:00

Start List

HUN vs CAN

P1

First Refere KITAMURA (JPN)

Second Refere KOZLOVA (RUS)

HUN - Hungary

Shirt colour White

No.	Name	Shirt Name	Pos.	Han.	Height	Weight	Highest Reac		Date of Birth	Tournament Totals				
							Spike cm	Block cm		Spik	Bloc	Serv	Total	%
1	VEZSENYI Adrienn		WS		1.72	60	0	0	15 OCT 199	1	0	0	1	0.81
2	TOTH Fruzsina		L		1.63	65	0	0	30 DEC 199	0	0	0	0	0
6	VILLAM Csenge		MB		1.76	74	0	0	23 MAY 199	0	1	0	1	0.81
7	ZOLYOMI Rebeka		MB		1.92	70	0	0	6 OCT 1995	15	6	1	22	17.74
8	TOTH Dalma		WS		1.62	63	0	0	30 DEC 199	0	0	0	0	0
9	CICIC Marija		S		1.84	66	0	0	10 AUG 199	2	1	0	3	2.42
10	KISS Greta		WS		1.82	75	0	0	6 MAY 1998	17	1	1	19	15.32
12	RICZKO Gabriella		WS		1.78	70	0	0	31 JUL 1999	0	0	0	0	0
13	VILLAM Lilla		OS		1.78	76	0	0	3 JUN 1997	27	5	2	34	27.42
14	NEMETH Anett		OS		1.86	73	0	0	13 DEC 199	75	4	9	88	70.97
16	GYIMES Zsafia		MB		1.82	67	0	0	14 AUG 199	21	8	2	31	25.00
17	BLEICHER Reka (C)		S		1.87	69	0	0	15 OCT 199	7	2	4	13	10.48

Coac LEISZT Mate

Assista BOCZ David

Phase	Opponent	Sets	Points per Set
Preliminary - Group	CZE	3 - 2	14 - 25, 25 - 19, 30 - 28, 24 - 26,
Preliminary - Group	ARG	3 - 0	25 - 20, 25 - 22, 25 - 19
Preliminary - Group	TPE	3 - 1	25 - 15, 16 - 25, 25 - 19, 25 - 21

CAN - Canada

Shirt colour Red

No.	Name	Shirt Name	Pos.	Han.	Height	Weight	Highest Reac		Date of Birth	Tournament Totals				
							Spike cm	Block cm		Spik	Bloc	Serv	Total	%
1	BUJAN Cassie		L		1.68	60	214	211	25 APR 1996	0	0	0	0	0
2	WALSH Mariah (C)		S		1.70	66	220	220	9 OCT 1994	0	1	1	2	2.02
3	DORMANN Alina		OS		1.85	70	243	241	8 AUG 1997	9	8	0	17	17.17
5	LIVINGSTON Caroline		WS		1.88	65	243	240	2 APR 1996	14	5	1	20	20.20
6	MOORE Julie		WS		1.79	67	229	229	27 SEP 1999	0	0	0	0	0
7	BABIN Maude		WS		1.82	70	240	237	14 AUG 199	1	2	0	3	3.03
8	WHITE Kory		OS		1.80	62	242	241	23 JAN 1998	23	4	1	28	28.28
10	HERBIN-BAKER Courtney		S		1.88	96	238	238	14 JUL 1997	0	0	6	6	6.06
12	VINNELL Beth		MB		1.85	85	243	242	18 MAR 199	8	2	1	11	11.11
13	JARMAN Vanessa		MB		1.88	75	244	240	25 SEP 1998	3	1	2	6	6.06
14	VELTMAN Kelsey		MB		1.88	77	238	237	2 APR 1996	15	12	3	30	30.30
16	HOWE Hilary		WS		1.86	77	245	242	16 JUN 1998	25	10	2	37	37.37

Coac EISLER Laurie

Assista SCOTT Rick / RATUSHNIAK Ryan

Phase	Opponent	Sets	Points per Set
Preliminary - Group	MEX	3 - 0	25 - 20, 25 - 14, 25 - 22
Preliminary - Group	THA	3 - 0	28 - 26, 25 - 22, 25 - 16
Preliminary - Group	RUS	1 - 3	17 - 25, 25 - 19, 21 - 25, 15 - 25

LEGEND

% Percentage of total team s (C) Team Captain
LH Left Handed MB Middle blocker
PR Preliminary QF Quarter-finals

BH Both Handed
No. Shirt Number
RH Right Handed

Han Handedness
OS Opposite hitter
S Setter

L Libero
Pos Playing Position
WS Outside hitter





TUE 9 JUL 2019
Start Time 19:59 - End Time 21:15
Match Duration 1h15

Results
P2

HUN vs CAN
3 0

Team	Sets	1	2	3	Total
HUN	3	25	25	25	75
CAN	0	17	13	18	48
	Playing Time	24min	21min	24min	1h9

First Refere KITAMURA (JPN)

Second Refere KOZLOVA (RUS)

HUN - Hungary								
No.	Name	Pos	1	2	3	4	5	Pts
1	VEZSENYI Adrienn	WS						
2	TOTH Fruzsina	L	L	L	L			
6	VILLAM Csenge	MB						
7	ZOLYOMI Rebeka	MB	2	2	2			2
8	TOTH Dalma	WS			13			
9	CICIC Marija	S						
10	KISS Greta	WS	4	4	4			5
12	RICZKO Gabriella	WS	7	7	7			
13	VILLAM Lilla	OS	1	1	1			7
14	NEMETH Anett	OS	3	3	3			20
16	GYIMES Zsafia	MB	5	5	5			9
17	BLEICHER Reka (C)	S	6	6	6			5

CAN - Canada								
No.	Name	Pos	1	2	3	4	5	Pts
1	BUJAN Cassie	L	L	L	L			
2	WALSH Mariah (C)	S	5	1				
3	DORMANN Alina	OS	2	8	8			
5	LIVINGSTON Caroline	WS						
6	MOORE Julie	WS						
7	BABIN Maude	WS	3	5	1			3
8	WHITE Kory	OS	2	4	6			9
10	HERBIN-BAKER Courtney	S	8	2	3			2
12	VINNELL Beth	MB	1	3	5			6
13	JARMAN Vanessa	MB	14	12				1
14	VELTMAN Kelsey	MB	4	6	2			4
16	HOWE Hilary	WS	6	2	4			6

Coach LEISZT Mate
Assistant Coach BOCZ David

Coach EISLER Laurie
Assistant Coach SCOTT Rick / RATUSHNIAK Ryan

TEAM AND PLAYER PERFORMANCES

Won	Total Atts	No. Name	Scoring Skills	Won	Total Atts	No. Name
38	88	Total Team	Spike	19	80	Total Team
18	37	14 NEMETH Anett		8	23	8 WHITE Kory
7	12	16 GYIMES Zsafia		4	14	16 HOWE Hilary
5	14	13 VILLAM Lilla		2	6	12 VINNELL Beth
2	24	Total Team	Block	8	29	Total Team
2	8	16 GYIMES Zsafia		3	6	12 VINNELL Beth
				2	11	14 VELTMAN Kelsey
				1	3	7 BABIN Maude
8	73	Total Team	Serve	4	50	Total Team
3	18	17 BLEICHER Reka		1	6	8 WHITE Kory
2	11	13 VILLAM Lilla		1	10	12 VINNELL Beth
2	13	14 NEMETH Anett		1	9	16 HOWE Hilary
59		Total Team	Opp. Error	32		Total Team
107	185	Total Team	Total	63	159	Total Team
20	52	14 NEMETH Anett	Best Scorer	9	33	8 WHITE Kory

LEGEND

(C) Team Captain
nn Substitute where nn = shirt number of outgoing player
MB Middle blocker
OS Opposite hitter
S Setter
n Starting line-up where n= starting position on court
Atts Attempts
No. Shirt Number
Pos Playing Position
WS Outside hitter
L Substitute Libero
L Libero
Opp Opponent
Pts Points scored



TUE 9 JUL 2019

Start Time 19:59 - End Time 21:15

Match Duration: 1h15

Match Statistics

P3


HUN vs CAN
3 0


Team	Sets	1	2	3	Total
HUN	3	25	25	25	75
CAN	0	17	13	18	48
	Playing Time	24min	21min	24min	1h9


First Refere KITAMURA (JPN)

Second Refere KOZLOVA (RUS)

HUN - Hungary

Scoring Spike	Rk	No.	Name	Spikes	Faults	Shots	Total Attempts	Eff %
	1	17	BLEICHER Reka	2	-	2	4	50.00
	2	14	NEMETH Anett	18	5	14	37	35.14
	3	16	GYIMES Zsofia	7	3	2	12	33.33
	4	13	VILLAM Lilla	5	2	7	14	21.43
		10	KISS Greta	4	3	7	14	
		7	ZOLYOMI Rebeka	2	2	3	7	
		1	VEZSENYI Adrienn	-	-	-	-	
		2	TOTH Fruzsina	-	-	-	-	
		6	VILLAM Csenge	-	-	-	-	
		8	TOTH Dalma	-	-	-	-	
		9	CICIC Marija	-	-	-	-	
		12	RICZKO Gabriella	-	-	-	-	
Limit								
15.00%								
Team Totals				38	15	35	88	26.14

Scoring Block	Rk	No.	Name	Kill Blocks	Faults	Rebounds	Total Attempts	Avg. by Set
	1	16	GYIMES Zsofia	2	3	3	8	0.67
		7	ZOLYOMI Rebeka	-	1	7	8	
		10	KISS Greta	-	-	2	2	
		13	VILLAM Lilla	-	1	1	2	
		14	NEMETH Anett	-	1	1	2	
		17	BLEICHER Reka	-	1	1	2	
		1	VEZSENYI Adrienn	-	-	-	-	
		2	TOTH Fruzsina	-	-	-	-	
		6	VILLAM Csenge	-	-	-	-	
		8	TOTH Dalma	-	-	-	-	
		9	CICIC Marija	-	-	-	-	
		12	RICZKO Gabriella	-	-	-	-	
Team Totals				2	7	15	24	0.67

Scoring Service	Rk	No.	Name	Aces	Faults	Serve Hits	Total Attempts	Avg. by Set
	1	17	BLEICHER Reka	3	-	15	18	1.00
	2	14	NEMETH Anett	2	2	9	13	0.67
	2	13	VILLAM Lilla	2	1	8	11	0.67
	4	10	KISS Greta	1	-	13	14	0.33
		7	ZOLYOMI Rebeka	-	1	7	8	
		16	GYIMES Zsofia	-	3	2	5	
		12	RICZKO Gabriella	-	1	3	4	
		1	VEZSENYI Adrienn	-	-	-	-	
		2	TOTH Fruzsina	-	-	-	-	
		6	VILLAM Csenge	-	-	-	-	
		8	TOTH Dalma	-	-	-	-	
		9	CICIC Marija	-	-	-	-	
Team Totals				8	8	57	73	2.67

Team	Opponent Errors & Team Faults	59	-		
------	-------------------------------	----	---	--	--



TUE 9 JUL 2019


Start Time 19:59 - End Time 21:15


Match Duration: 1h15


Match Statistics

P3

HUN - Hungary

Non-Scoring Dig	Rk	No.	Name	Digs	Faults	Receptions	Total Attempts	Avg. by Set
	1	2	TOTH Fruzsina	4	-	4	8	4.00
	2	14	NEMETH Anett	3	-	2	5	1.00
	3	10	KISS Greta	2	2	2	6	0.67
	4	17	BLEICHER Reka	1	1	4	6	0.33
	4	13	VILLAM Lilla	1	-	4	5	0.33
	4	7	ZOLYOMI Rebeka	1	1	2	4	0.33
	4	16	GYIMES Zsafia	1	-	1	2	0.33
		1	VEZSENYI Adrienn	-	-	-	-	-
		6	VILLAM Csenge	-	-	-	-	-
		8	TOTH Dalma	-	-	-	-	-
		9	CICIC Marija	-	-	-	-	-
		12	RICZKO Gabriella	-	-	-	-	-
Team Totals				13	4	19	36	4.33

Non-Scoring Set	Rk	No.	Name	Running Sets	Faults	Still Sets	Total Attempts	Avg. by Set	
	1	17	BLEICHER Reka	41	1	16	58	13.67	
	2	2	TOTH Fruzsina	2	-	2	4	2.00	
	3	7	ZOLYOMI Rebeka	1	-	2	3	0.33	
		14	NEMETH Anett	-	1	2	3	-	
		1	VEZSENYI Adrienn	-	-	-	-	-	
		6	VILLAM Csenge	-	-	-	-	-	
		8	TOTH Dalma	-	-	-	-	-	
		9	CICIC Marija	-	-	-	-	-	
		10	KISS Greta	-	-	-	-	-	
		12	RICZKO Gabriella	-	-	-	-	-	
		13	VILLAM Lilla	-	-	-	-	-	
		16	GYIMES Zsafia	-	-	-	-	-	
	Team Totals				44	2	22	68	14.67

Non-Scoring Reception	Rk	No.	Name	Excellents	Faults	Serve Receptions	Total Attempts	Succ. %	
	1	16	GYIMES Zsafia	2	-	-	2	100.00	
	2	10	KISS Greta	7	1	4	12	58.33	
	3	2	TOTH Fruzsina	9	1	7	17	52.94	
	4	13	VILLAM Lilla	1	1	7	9	11.11	
		7	ZOLYOMI Rebeka	-	1	-	1	-	
		1	VEZSENYI Adrienn	-	-	-	-	-	
		6	VILLAM Csenge	-	-	-	-	-	
		8	TOTH Dalma	-	-	-	-	-	
		9	CICIC Marija	-	-	-	-	-	
		12	RICZKO Gabriella	-	-	-	-	-	
		14	NEMETH Anett	-	-	-	-	-	
		17	BLEICHER Reka	-	-	-	-	-	
	Limit	25.00%							
	Team Totals				19	4	18	41	46.34



TUE 9 JUL 2019


Start Time 19:59 - End Time 21:15


Match Duration: 1h15


Match Statistics

P3

CAN - Canada

Scoring Spike	Rk	No.	Name	Spikes	Faults	Shots	Total Attempts	Eff %
	1	13	JARMAN Vanessa	1	-	1	2	50.00
	2	12	VINNELL Beth	2	-	4	6	33.33
	3	16	HOWE Hilary	4	1	9	14	21.43
	4	8	WHITE Kory	8	5	10	23	13.04
		7	BABIN Maude	2	5	8	15	
		14	VELTMAN Kelsey	2	1	8	11	
		3	DORMANN Alina	-	3	2	5	
		10	HERBIN-BAKER Courtney	-	-	4	4	
		1	BUJAN Cassie	-	-	-	-	
		2	WALSH Mariah	-	-	-	-	
		5	LIVINGSTON Caroline	-	-	-	-	
		6	MOORE Julie	-	-	-	-	
	Limit							
15.00%	Team Totals			19	15	46	80	

Scoring Block	Rk	No.	Name	Kill Blocks	Faults	Rebounds	Total Attempts	Avg. by Set
	1	12	VINNELL Beth	3	1	2	6	1.00
	2	14	VELTMAN Kelsey	2	4	5	11	0.67
	3	7	BABIN Maude	1	1	1	3	0.33
	3	16	HOWE Hilary	1	-	1	2	0.33
	3	10	HERBIN-BAKER Courtney	1	-	-	1	0.33
		8	WHITE Kory	-	2	2	4	
		13	JARMAN Vanessa	-	-	2	2	
		1	BUJAN Cassie	-	-	-	-	
		2	WALSH Mariah	-	-	-	-	
		3	DORMANN Alina	-	-	-	-	
		5	LIVINGSTON Caroline	-	-	-	-	
		6	MOORE Julie	-	-	-	-	
	Team Totals				8	8	13	29

Scoring Service	Rk	No.	Name	Aces	Faults	Serve Hits	Total Attempts	Avg. by Set
	1	12	VINNELL Beth	1	2	7	10	0.33
	1	16	HOWE Hilary	1	1	7	9	0.33
	1	8	WHITE Kory	1	1	4	6	0.33
	1	10	HERBIN-BAKER Courtney	1	2	3	6	0.33
		14	VELTMAN Kelsey	-	2	6	8	
		7	BABIN Maude	-	1	5	6	
		3	DORMANN Alina	-	-	3	3	
		2	WALSH Mariah	-	-	1	1	
		13	JARMAN Vanessa	-	-	1	1	
		1	BUJAN Cassie	-	-	-	-	
		5	LIVINGSTON Caroline	-	-	-	-	
		6	MOORE Julie	-	-	-	-	
	Team Totals				4	9	37	50

Team	Opponent Errors & Team Faults	32	-		
-------------	--	-----------	----------	--	--



TUE 9 JUL 2019


Start Time 19:59 - End Time 21:15


Match Duration: 1h15


Match Statistics

P3

CAN - Canada

Non-Scoring Dig	Rk	No.	Name	Digs	Faults	Receptions	Total Attempts	Avg. by Set
	1	1	BUJAN Cassie	2	5	8	15	2.00
	2	10	HERBIN-BAKER Courtney	1	2	4	7	0.33
	2	7	BABIN Maude	1	3	-	4	0.33
		8	WHITE Kory	-	2	3	5	
		2	WALSH Mariah	-	2	2	4	
		3	DORMANN Alina	-	3	1	4	
		16	HOWE Hilary	-	1	2	3	
		12	VINNELL Beth	-	1	-	1	
		14	VELTMAN Kelsey	-	-	1	1	
		5	LIVINGSTON Caroline	-	-	-	-	
		6	MOORE Julie	-	-	-	-	
		13	JARMAN Vanessa	-	-	-	-	
	Team Totals				4	19	21	44

Non-Scoring Set	Rk	No.	Name	Running Sets	Faults	Still Sets	Total Attempts	Avg. by Set
	1	2	WALSH Mariah	9	1	14	24	4.50
	2	1	BUJAN Cassie	3	-	4	7	3.00
	3	10	HERBIN-BAKER Courtney	8	1	21	30	2.67
	4	14	VELTMAN Kelsey	1	-	1	2	0.33
		7	BABIN Maude	-	-	3	3	
		12	VINNELL Beth	-	-	2	2	
		16	HOWE Hilary	-	-	1	1	
		3	DORMANN Alina	-	-	-	-	
		5	LIVINGSTON Caroline	-	-	-	-	
		6	MOORE Julie	-	-	-	-	
		8	WHITE Kory	-	-	-	-	
		13	JARMAN Vanessa	-	-	-	-	
	Team Totals				21	2	46	69

Non-Scoring Reception	Rk	No.	Name	Excellents	Faults	Serve Receptions	Total Attempts	Succ. %
	1	1	BUJAN Cassie	3	-	2	5	60.00
	2	14	VELTMAN Kelsey	1	-	1	2	50.00
	3	16	HOWE Hilary	6	6	20	32	18.75
	4	7	BABIN Maude	4	2	18	24	16.67
		8	WHITE Kory	-	-	1	1	
		12	VINNELL Beth	-	-	1	1	
		2	WALSH Mariah	-	-	-	-	
		3	DORMANN Alina	-	-	-	-	
		5	LIVINGSTON Caroline	-	-	-	-	
		6	MOORE Julie	-	-	-	-	
		10	HERBIN-BAKER Courtney	-	-	-	-	
		13	JARMAN Vanessa	-	-	-	-	
	Limit				14	8	43	65
25.00%	Team Totals			14	8	43	65	21.54

LEGEND

Avg. Average

Eff. Efficiency

No. Shirt Number

Rk Rank

Suc Success %



TUE 9 JUL 2019
Start Time 17:30

Start List

BRA vs ITA

P1

First Refere CAMERON (CAN)

Second Refere KOVALCHUK (UKR)

BRA - Brazil

Shirt colour Yellow

No.	Name	Shirt Name	Pos.	Han.	Height	Weight	Highest Reac		Date of Birth	Tournament Totals				
							Spike cm	Block cm		Spik	Bloc	Serv	Total	%
1	OLIVEIRA Verena	OLIVEIRA	WS		1.70	57	0	0	3 NOV 1996	2	0	0	2	1.45
2	ALECRIM Diana		MB		1.94	69	0	0	22 FEB 1999	21	12	1	34	24.64
3	PENA Gabriella		MB		1.84	79	0	0	28 OCT 199	1	0	0	1	0.72
4	SILVA Natalia		WS		1.93	72	0	0	31 MAR 199	29	1	1	31	22.46
5	SOUZA Karina	SOUZA	WS		1.79	69	0	0	30 NOV 199	24	1	5	30	21.74
8	BRAUN Viviane		WS		1.75	66	0	0	17 OCT 199	6	0	1	7	5.07
9	MEDEIROS Lyara (C)		S		1.82	67	0	0	19 SEP 1996	4	6	2	12	8.70
11	OLIVEIRA Maria Eduarda	OLIVEIRA	OS		1.86	80	0	0	13 MAY 199	12	1	0	13	9.42
12	MACHADO Sabrina		OS		1.79	72	0	0	9 APR 1996	34	0	2	36	26.09
13	GALVAO Ana Flavia		S		1.83	61	0	0	8 FEB 1997	0	0	0	0	0
15	SOUZA Paulina	SOUZA	L		1.75	62	0	0	9 JUL 1999	0	0	0	0	0
19	COSTA Linda		MB		1.88	85	0	0	2 SEP 1994	19	6	2	27	19.57

Coac GOMES Fernando

Assista GUIMARAES Michel

Phase	Opponent	Sets	Points per Set
Preliminary - Group	CHN	3 - 0	25 - 18, 25 - 19, 28 - 26
Preliminary - Group	GER	3 - 1	28 - 26, 25 - 20, 20 - 25, 25 - 19
Preliminary - Group	UKR	3 - 0	25 - 22, 25 - 21, 25 - 12

ITA - Italy

Shirt colour White

No.	Name	Shirt Name	Pos.	Han.	Height	Weight	Highest Reac		Date of Birth	Tournament Totals				
							Spike cm	Block cm		Spik	Bloc	Serv	Total	%
2	MOLINARO Beatrice		MB		1.80	78	0	0	15 JUN 1995	1	3	4	8	7.69
3	CAMBI Carlotta (C)		S		1.80	76	0	0	28 MAY 199	2	1	2	5	4.81
4	BOSIO Francesca		S		1.80	76	0	0	7 AUG 1997	0	2	1	3	2.88
5	NAPODANO Francesca		WS		1.80	70	0	0	17 JAN 1999	0	0	1	1	0.96
7	BERTI Beatrice		MB		1.78	68	0	0	12 JAN 1996	15	1	3	19	18.27
8	NICOLETTI Anna		OS		1.87	76	0	0	3 JAN 1996	40	4	1	45	43.27
9	VILLANI Francesca		WS		1.80	75	0	0	30 MAY 199	27	6	1	34	32.69
10	DE BORTOLI Chiara		L		1.82	69	0	0	28 JUL 1997	0	0	0	0	0
12	ANGELINA Giulia		WS		1.85	72	0	0	26 FEB 1997	13	2	0	15	14.42
13	PERINELLI Elena		WS		1.78	76	0	0	27 JUN 1995	19	2	4	25	24.04
14	BOTEZAT Alexandra		MB		1.87	80	0	0	3 AUG 1998	11	11	3	25	24.04
15	NWAKALOR Sylvia Chinelo		WS		1.80	76	0	0	12 AUG 199	6	0	0	6	5.77

Coac PAGLIALUNGA Marco

Assista PIRAGNOLI Luca

Phase	Opponent	Sets	Points per Set
Preliminary - Group	USA	3 - 0	25 - 19, 25 - 22, 25 - 23
Preliminary - Group	JPN	1 - 3	21 - 25, 25 - 22, 24 - 26, 24 - 26
Preliminary - Group	SUI	3 - 0	25 - 22, 25 - 19, 25 - 14

LEGEND

% Percentage of total team s (C) Team Captain
 LH Left Handed MB Middle blocker No. Shirt Number OS Opposite hitter L Libero
 PR Preliminary QF Quarter-finals RH Right Handed S Setter Pos Playing Position
 WS Outside hitter



TUE 9 JUL 2019
Start Time 17:29 - End Time 18:54
Match Duration 1h25

Results
P2

BRA vs ITA
0 3

Team	Sets	1	2	3	Total
BRA	0	20	20	19	59
ITA	3	25	25	25	75
	Playing Time	26min	27min	26min	1h19

First Refere CAMERON (CAN)

Second Refere KOVALCHUK (UKR)

BRA - Brazil								
No.	Name	Pos	1	2	3	4	5	Pts
1	OLIVEIRA Verena	WS						
2	ALECRIM Diana	MB	5	4	5			9
3	PENA Gabriella	MB						
4	SILVA Natalia	WS	4	3	4			10
5	SOUZA Karina	WS	1	6	1			3
8	BRAUN Viviane	WS		4	5			1
9	MEDEIROS Lyara (C)	S	3	2	3			2
11	OLIVEIRA Maria Eduarda	OS	9		9			1
12	MACHADO Sabrina	OS	6	5	6			14
13	GALVAO Ana Flavia	S	12		12			
15	SOUZA Paulina	L	L	L	L			
19	COSTA Linda	MB	2	1	2			7

ITA - Italy								
No.	Name	Pos	1	2	3	4	5	Pts
2	MOLINARO Beatrice	MB						
3	CAMBI Carlotta (C)	S	6	6	6			4
4	BOSIO Francesca	S						
5	NAPODANO Francesca	WS	14		14			
7	BERTI Beatrice	MB	5	5	5			11
8	NICOLETTI Anna	OS	3	3	3			14
9	VILLANI Francesca	WS	4	4	4			9
10	DE BORTOLI Chiara	L	L	L	L			
12	ANGELINA Giulia	WS						1
13	PERINELLI Elena	WS	1	1	1			8
14	BOTEZAT Alexandra	MB	2	2	2			6
15	NWAKALOR Sylvia Chinelo	WS			3			

Coach GOMES Fernando
Assistant Coach GUIMARAES Michel

Coach PAGLIALUNGA Marco
Assistant Coach PIRAGNOLI Luca

TEAM AND PLAYER PERFORMANCES

Won	Total Atts	No. Name	Scoring Skills	Won	Total Atts	No. Name
36	107	Total Team	Spike	38	96	Total Team
13	35	12 MACHADO Sabrina		11	30	8 NICOLETTI Anna
9	23	4 SILVA Natalia		7	23	9 VILLANI Francesca
4	6	19 COSTA Linda		6	8	7 BERTI Beatrice
11	35	Total Team	Block	9	43	Total Team
5	12	2 ALECRIM Diana		2	5	9 VILLANI Francesca
3	9	19 COSTA Linda		2	7	13 PERINELLI Elena
1	3	5 SOUZA Karina		2	9	7 BERTI Beatrice
0	60	Total Team	Serve	6	74	Total Team
				3	11	7 BERTI Beatrice
				2	14	8 NICOLETTI Anna
				1	13	3 CAMBI Carlotta
37		Total Team	Opp. Error	46		Total Team
84	202	Total Team	Total	99	213	Total Team
14	41	12 MACHADO Sabrina	Best Scorer	14	51	8 NICOLETTI Anna

LEGEND

(C) Team Captain
nn Substitute where nn = shirt number of outgoing player
MB Middle blocker
OS Opposite hitter
S Setter
n Starting line-up where n= starting position on court
Atts Attempts
No. Shirt Number
Pos Playing Position
WS Outside hitter
L Substitute Libero
L Libero
Opp Opponent
Pts Points scored



TUE 9 JUL 2019

Start Time 17:29 - End Time 18:54

Match Duration: 1h25

Match Statistics

P3

BRA vs ITA

0 3

Team	Sets	1	2	3	Total
BRA	0	20	20	19	59
ITA	3	25	25	25	75
	Playing Time	26min	27min	26min	1h19


First Refere CAMERON (CAN)

Second Refere KOVALCHUK (UKR)

BRA - Brazil

Scoring Spike	Rk	No.	Name	Spikes	Faults	Shots	Total Attempts	Eff %	
	1	8	BRAUN Viviane	1	-	-	1	100.00	
	2	19	COSTA Linda	4	1	1	6	50.00	
	3	9	MEDEIROS Lyara	2	1	1	4	25.00	
	4	12	MACHADO Sabrina	13	5	17	35	22.86	
	5	11	OLIVEIRA Maria Eduarda	1	-	4	5	20.00	
	6	4	SILVA Natalia	9	5	9	23	17.39	
		2	ALECRIM Diana	4	4	6	14		
		5	SOUZA Karina	2	4	13	19		
		1	OLIVEIRA Verena	-	-	-	-		
		3	PENA Gabriella	-	-	-	-		
		13	GALVAO Ana Flavia	-	-	-	-		
		15	SOUZA Paulina	-	-	-	-		
	Limit								
	15.00%								
	Team Totals				36	20	51	107	

Scoring Block	Rk	No.	Name	Kill Blocks	Faults	Rebounds	Total Attempts	Avg. by Set	
	1	2	ALECRIM Diana	5	3	4	12	1.67	
	2	19	COSTA Linda	3	3	3	9	1.00	
	3	4	SILVA Natalia	1	1	4	6	0.33	
	3	5	SOUZA Karina	1	1	1	3	0.33	
	3	12	MACHADO Sabrina	1	-	-	1	0.33	
		15	SOUZA Paulina	-	-	3	3		
		9	MEDEIROS Lyara	-	-	1	1		
		1	OLIVEIRA Verena	-	-	-	-		
		3	PENA Gabriella	-	-	-	-		
		8	BRAUN Viviane	-	-	-	-		
		11	OLIVEIRA Maria Eduarda	-	-	-	-		
		13	GALVAO Ana Flavia	-	-	-	-		
	Team Totals				11	8	16	35	3.67

Scoring Service	Rk	No.	Name	Aces	Faults	Serve Hits	Total Attempts	Avg. by Set	
		19	COSTA Linda	-	2	14	16		
		9	MEDEIROS Lyara	-	1	12	13		
		2	ALECRIM Diana	-	1	6	7		
		4	SILVA Natalia	-	1	6	7		
		5	SOUZA Karina	-	1	6	7		
		12	MACHADO Sabrina	-	1	4	5		
		13	GALVAO Ana Flavia	-	2	1	3		
		8	BRAUN Viviane	-	-	2	2		
		1	OLIVEIRA Verena	-	-	-	-		
		3	PENA Gabriella	-	-	-	-		
		11	OLIVEIRA Maria Eduarda	-	-	-	-		
		15	SOUZA Paulina	-	-	-	-		
	Team Totals				-	9	51	60	

Team	Opponent Errors & Team Faults	37	-		
------	-------------------------------	----	---	--	--



TUE 9 JUL 2019

Start Time 17:29 - End Time 18:54


Match Duration: 1h25


Match Statistics

P3

BRA - Brazil

Non-Scoring Dig	Rk	No.	Name	Digs	Faults	Receptions	Total Attempts	Avg. by Set	
	1	15	SOUZA Paulina	2	3	5	10	2.00	
	2	9	MEDEIROS Lyara	3	1	-	4	1.00	
	3	4	SILVA Natalia	1	3	-	4	0.33	
	3	12	MACHADO Sabrina	1	-	3	4	0.33	
		5	SOUZA Karina	-	3	4	7	-	
		2	ALECRIM Diana	-	1	3	4	-	
		13	GALVAO Ana Flavia	-	1	1	2	-	
		1	OLIVEIRA Verena	-	-	-	-	-	
		3	PENA Gabriella	-	-	-	-	-	
		8	BRAUN Viviane	-	-	-	-	-	
		11	OLIVEIRA Maria Eduarda	-	-	-	-	-	
		19	COSTA Linda	-	-	-	-	-	
	Team Totals				7	12	16	35	2.33

Non-Scoring Set	Rk	No.	Name	Running Sets	Faults	Still Sets	Total Attempts	Avg. by Set
	1	9	MEDEIROS Lyara	42	-	19	61	14.00
	2	13	GALVAO Ana Flavia	4	-	3	7	2.00
	2	15	SOUZA Paulina	2	-	2	4	2.00
	4	4	SILVA Natalia	1	-	2	3	0.33
		19	COSTA Linda	-	-	2	2	-
		12	MACHADO Sabrina	-	-	1	1	-
		1	OLIVEIRA Verena	-	-	-	-	-
		2	ALECRIM Diana	-	-	-	-	-
		3	PENA Gabriella	-	-	-	-	-
		5	SOUZA Karina	-	-	-	-	-
		8	BRAUN Viviane	-	-	-	-	-
	11	OLIVEIRA Maria Eduarda	-	-	-	-	-	
Team Totals				49	-	29	78	16.33

Non-Scoring Reception	Rk	No.	Name	Excellents	Faults	Serve Receptions	Total Attempts	Succ. %
	1	4	SILVA Natalia	11	5	7	23	47.83
	2	5	SOUZA Karina	12	1	14	27	44.44
	3	15	SOUZA Paulina	5	-	9	14	35.71
	4	8	BRAUN Viviane	1	-	2	3	33.33
		1	OLIVEIRA Verena	-	-	-	-	-
		2	ALECRIM Diana	-	-	-	-	-
		3	PENA Gabriella	-	-	-	-	-
		9	MEDEIROS Lyara	-	-	-	-	-
		11	OLIVEIRA Maria Eduarda	-	-	-	-	-
		12	MACHADO Sabrina	-	-	-	-	-
		13	GALVAO Ana Flavia	-	-	-	-	-
		19	COSTA Linda	-	-	-	-	-
	Limit							
25.00%				29	6	32	67	43.28



TUE 9 JUL 2019


Start Time 17:29 - End Time 18:54


Match Duration: 1h25


Match Statistics

P3

ITA - Italy

Scoring Spike	Rk	No.	Name	Spikes	Faults	Shots	Total Attempts	Eff %
	1	12	ANGELINA Giulia	1	-	-	1	100.00
	2	7	BERTI Beatrice	6	-	2	8	75.00
	3	14	BOTEZAT Alexandra	5	1	2	8	50.00
	4	13	PERINELLI Elena	6	2	10	18	22.22
	5	8	NICOLETTI Anna	11	6	13	30	16.67
		9	VILLANI Francesca	7	4	12	23	
		3	CAMBI Carlotta	2	2	3	7	
		15	NWAKALOR Sylvia Chinelo	-	-	1	1	
		2	MOLINARO Beatrice	-	-	-	-	
		4	BOSIO Francesca	-	-	-	-	
	5	NAPODANO Francesca	-	-	-	-		
	10	DE BORTOLI Chiara	-	-	-	-		
Limit								
15.00%	Team Totals			38	15	43	96	23.96

Scoring Block	Rk	No.	Name	Kill Blocks	Faults	Rebounds	Total Attempts	Avg. by Set
	1	7	BERTI Beatrice	2	3	4	9	0.67
	1	13	PERINELLI Elena	2	3	2	7	0.67
	1	9	VILLANI Francesca	2	-	3	5	0.67
	4	14	BOTEZAT Alexandra	1	3	6	10	0.33
	4	8	NICOLETTI Anna	1	4	2	7	0.33
	4	3	CAMBI Carlotta	1	2	2	5	0.33
		2	MOLINARO Beatrice	-	-	-	-	
		4	BOSIO Francesca	-	-	-	-	
		5	NAPODANO Francesca	-	-	-	-	
		10	DE BORTOLI Chiara	-	-	-	-	
	12	ANGELINA Giulia	-	-	-	-		
	15	NWAKALOR Sylvia Chinelo	-	-	-	-		
Team Totals				9	15	19	43	3.00

Scoring Service	Rk	No.	Name	Aces	Faults	Serve Hits	Total Attempts	Avg. by Set
	1	7	BERTI Beatrice	3	2	6	11	1.00
	2	8	NICOLETTI Anna	2	2	10	14	0.67
	3	3	CAMBI Carlotta	1	1	11	13	0.33
		9	VILLANI Francesca	-	1	12	13	
		14	BOTEZAT Alexandra	-	-	10	10	
		13	PERINELLI Elena	-	-	9	9	
		5	NAPODANO Francesca	-	1	3	4	
		2	MOLINARO Beatrice	-	-	-	-	
		4	BOSIO Francesca	-	-	-	-	
		10	DE BORTOLI Chiara	-	-	-	-	
	12	ANGELINA Giulia	-	-	-	-		
	15	NWAKALOR Sylvia Chinelo	-	-	-	-		
Team Totals				6	7	61	74	2.00

Team	Opponent Errors & Team Faults			
		46	-	



TUE 9 JUL 2019

Start Time 17:29 - End Time 18:54


Match Duration: 1h25


Match Statistics

P3

ITA - Italy

Non-Scoring Dig	Rk	No.	Name	Digs	Faults	Receptions	Total Attempts	Avg. by Set	
	1	10	DE BORTOLI Chiara	3	5	4	12	3.00	
	2	13	PERINELLI Elena	3	1	2	6	1.00	
	3	9	VILLANI Francesca	2	4	5	11	0.67	
	3	3	CAMBI Carlotta	2	-	3	5	0.67	
	5	8	NICOLETTI Anna	1	-	6	7	0.33	
		7	BERTI Beatrice	-	1	-	1	-	
		2	MOLINARO Beatrice	-	-	-	-	-	
		4	BOSIO Francesca	-	-	-	-	-	
		5	NAPODANO Francesca	-	-	-	-	-	
		12	ANGELINA Giulia	-	-	-	-	-	
		14	BOTEZAT Alexandra	-	-	-	-	-	
		15	NWAKALOR Sylvia Chinelo	-	-	-	-	-	
	Team Totals				11	11	20	42	3.67

Non-Scoring Set	Rk	No.	Name	Running Sets	Faults	Still Sets	Total Attempts	Avg. by Set	
	1	3	CAMBI Carlotta	38	-	16	54	12.67	
	2	10	DE BORTOLI Chiara	6	-	8	14	6.00	
		13	PERINELLI Elena	-	-	2	2	-	
		7	BERTI Beatrice	-	-	1	1	-	
		8	NICOLETTI Anna	-	-	1	1	-	
		9	VILLANI Francesca	-	-	1	1	-	
		2	MOLINARO Beatrice	-	-	-	-	-	
		4	BOSIO Francesca	-	-	-	-	-	
		5	NAPODANO Francesca	-	-	-	-	-	
		12	ANGELINA Giulia	-	-	-	-	-	
		14	BOTEZAT Alexandra	-	-	-	-	-	
		15	NWAKALOR Sylvia Chinelo	-	-	-	-	-	
	Team Totals				44	-	29	73	14.67

Non-Scoring Reception	Rk	No.	Name	Excellents	Faults	Serve Receptions	Total Attempts	Succ. %	
	1	10	DE BORTOLI Chiara	9	-	7	16	56.25	
	2	13	PERINELLI Elena	7	-	7	14	50.00	
	3	9	VILLANI Francesca	8	-	12	20	40.00	
		14	BOTEZAT Alexandra	-	-	1	1	-	
		2	MOLINARO Beatrice	-	-	-	-	-	
		3	CAMBI Carlotta	-	-	-	-	-	
		4	BOSIO Francesca	-	-	-	-	-	
		5	NAPODANO Francesca	-	-	-	-	-	
		7	BERTI Beatrice	-	-	-	-	-	
		8	NICOLETTI Anna	-	-	-	-	-	
		12	ANGELINA Giulia	-	-	-	-	-	
		15	NWAKALOR Sylvia Chinelo	-	-	-	-	-	
	Limit								
	25.00%				24	-	27	51	47.06

LEGEND

Avg. Average

Eff. Efficiency

No. Shirt Number

Rk Rank

Suc Success %



WED 10 JUL 2019

Start List

Start Time 17:30

RUS vs JPN

P1

First Referee: COSTA (BRA)

Second Referee: CINATL (CZE)

RUS - Russia

Shirt colour: Blue

No.	Name	Shirt Name	Pos.	Han.	Height	Weight	Highest Reach		Date of Birth	Tournament Totals				
							Spike cm	Block cm		Spike	Block	Serve	Total	%
2	SMIRNOVA Kseniia		WS		1.90	75	305	300	24 APR 1998	0	1	0	1	0.57
5	STALNAYA Anastasia		WS		1.91	77	306	298	6 JAN 1998	0	0	0	0	0
6	KURNOSOVA Kristina		L		1.76	69	288	278	17 JUN 1997	0	0	0	0	0
7	ZAYTSEVA Valeriya		MB		1.90	70	0	0	24 MAR 1995	12	4	1	17	9.77
9	RUSSU Viktoriia		OS		1.95	72	311	305	16 FEB 1999	0	1	0	1	0.57
10	EVDOKIMOVA Ekaterina		MB		1.93	72	306	285	10 SEP 1994	16	8	6	30	17.24
11	NOVIK Elena		S		1.82	67	295	290	23 MAR 1994	1	0	2	3	1.72
12	RYSEVA Daria		S		1.75	66	282	266	5 MAR 1998	2	4	2	8	4.60
14	LAZAREVA Anna		OS		1.91	70	306	285	31 JAN 1997	72	11	6	89	51.15
15	ZUBAREVA Olga		MB		1.90	75	305	297	8 NOV 1998	1	0	1	2	1.15
16	VOROBYEVA Maria (C)		WS		1.85	79	306	288	24 FEB 1998	31	2	11	44	25.29
17	SPERSKAITE Angelina		WS		1.87	72	305	295	11 FEB 1997	31	3	4	38	21.84

Coach VORONKOV Andrey

Assistant CHURIKOV Dmitrii / KUZIN Fedor

Phase	Opponent	Sets	Points per Set
Preliminary - Group A	THA	3 - 0	25 - 14, 25 - 15, 25 - 19
Preliminary - Group A	MEX	3 - 0	25 - 8, 25 - 20, 25 - 16
Preliminary - Group A	CAN	3 - 1	25 - 17, 19 - 25, 25 - 21, 25 - 15
Quarter-finals	CZE	3 - 0	27 - 25, 25 - 17, 25 - 16

JPN - Japan

Shirt colour: White

No.	Name	Shirt Name	Pos.	Han.	Height	Weight	Highest Reach		Date of Birth	Tournament Totals				
							Spike cm	Block cm		Spike	Block	Serve	Total	%
1	INOUE Arisa (C)		WS		1.78	66	303	285	8 MAY 1995	46	3	2	51	27.42
2	SUGI Ayaka		MB		1.78	73	300	290	14 FEB 1996	1	0	0	1	0.54
3	SAWADA Yuka		S		1.59	57	273	268	14 AUG 1996	0	0	1	1	0.54
4	FURUYA Chinami		WS		1.73	65	297	280	20 APR 1996	23	3	6	32	17.20
5	SADAKANE Riho		WS		1.70	67	286	276	13 APR 1996	11	0	1	12	6.45
6	TAKASO Minami		WS		1.64	57	301	279	8 AUG 1996	0	0	0	0	0
7	OIKAWA Mayu		MB		1.75	60	299	290	26 JUN 1996	19	0	4	23	12.37
8	TANAKA Saki		OS		1.69	57	296	274	21 SEP 1996	10	0	0	10	5.38
9	MATSUI Tamaki		S		1.70	63	280	275	10 JAN 1998	7	1	6	14	7.53
10	YOKOTA Mami		MB		1.77	62	294	286	10 DEC 1997	28	7	4	39	20.97
11	SHIMA Mikoto		OS		1.75	65	292	275	18 JAN 1999	48	3	1	52	27.96
12	IKEYA Yuka		L		1.56	55	260	255	27 DEC 1997	0	0	0	0	0

Coach NEMOTO Ken

Assistant YUZAWA Yoshitaka / KOMATA Miki

Phase	Opponent	Sets	Points per Set
Preliminary - Group D	SUI	3 - 0	25 - 15, 25 - 14, 25 - 13
Preliminary - Group D	ITA	3 - 1	25 - 21, 22 - 25, 26 - 24, 26 - 24
Preliminary - Group D	USA	3 - 0	25 - 15, 25 - 18, 25 - 23
Quarter-finals	GER	3 - 0	25 - 19, 25 - 22, 25 - 18

LEGEND

% Percentage of total team score (C) Team Captain BH Both Handed Han. Handedness L Libero
LH Left Handed MB Middle blocker No. Shirt Number OS Opposite hitter Pos Playing Position
WS Outside hitter QF Quarter-finals RH Right Handed S Setter SFL Semi-finals



WED 10 JUL 2019
Start Time 17:29 - End Time 19:29
Match Duration 2h

Results
P2

RUS vs JPN
3 1

Team	Sets	1	2	3	4	Total
RUS	3	21	26	25	25	97
JPN	1	25	24	19	21	89
	Playing Time	25min	30min	25min	27min	1h47

First Referee: COSTA (BRA)

Second Referee: CINATL (CZE)

RUS - Russia								
No.	Name	Pos.	1	2	3	4	5	Pts
2	SMIRNOVA Kseniia	WS	7	7	7	7		
5	STALNAYA Anastasia	WS						
6	KURNOSOVA Kristina	L	L	L	L	L		
7	ZAYTSEVA Valeriya	MB	1	6	1	6		5
9	RUSSU Viktoria	OS	12	11	11	11		1
10	EVDOKIMOVA Ekaterina	MB	4	3	4	3		11
11	NOVIK Elena	S	14	1	2	1		4
12	RYSEVA Daria	S	2					1
14	LAZAREVA Anna	OS	5	4	5	4		26
15	ZUBAREVA Olga	MB						
16	VOROBYEVA Maria (C)	WS	3	2	3	2		16
17	SPERSKAITE Angelina	WS	6	5	6	5		12

JPN - Japan								
No.	Name	Pos.	1	2	3	4	5	Pts
1	INOUE Arisa (C)	WS	2	2	2	2		15
2	SUGI Ayaka	MB				10		1
3	SAWADA Yuka	S		11	11			
4	FURUYA Chinami	WS	5	5	5	5		14
5	SADAKANE Riho	WS			4			
6	TAKASO Minami	WS		1				
7	OIKAWA Mayu	MB	6	6	6	6		7
8	TANAKA Saki	OS		9	9			
9	MATSUI Tamaki	S	1	1	1	1		4
10	YOKOTA Mami	MB	3	3	3	3		5
11	SHIMA Mikoto	OS	4	4	4	4		14
12	KEYA Yuka	L	L	L	L	L		

Coach VORONKOV Andrey
Assistant Coach CHURIKOV Dmitrii / KUZIN Fedor

Coach NEMOTO Ken
Assistant Coach YUZAWA Yoshitaka / KOMATA Miki

TEAM AND PLAYER PERFORMANCES

Won	Total Atts	No. Name	Scoring Skills	Won	Total Atts	No. Name
56	134	Total Team	Spike	52	131	Total Team
21	52	14 LAZAREVA Anna		14	37	1 INOUE Arisa
13	29	16 VOROBYEVA Maria		13	30	4 FURUYA Chinami
8	14	10 EVDOKIMOVA Ekaterina		12	28	11 SHIMA Mikoto
15	46	Total Team	Block	3	37	Total Team
5	7	14 LAZAREVA Anna		2	9	10 YOKOTA Mami
3	5	17 SPERSKAITE Angelina		1	7	7 OIKAWA Mayu
3	12	10 EVDOKIMOVA Ekaterina				
5	96	Total Team	Serve	5	90	Total Team
2	23	16 VOROBYEVA Maria		2	17	11 SHIMA Mikoto
1	18	11 NOVIK Elena		1	13	4 FURUYA Chinami
1	12	17 SPERSKAITE Angelina		1	19	1 INOUE Arisa
48		Total Team	Opp. Error	50		Total Team
124	276	Total Team	Total	110	258	Total Team
26	73	14 LAZAREVA Anna	Best Scorer	15	57	1 INOUE Arisa

LEGEND

- (C) Team Captain
- nn Substitute where nn = shirt number of outgoing player
- MB Middle blocker
- OS Opposite hitter
- S Setter
- n Starting line-up where n= starting position on court
- Atts Attempts
- No. Shirt Number
- Pos Playing Position
- WS Outside hitter
- L Substitute Libero
- L Libero
- Opp. Opponent
- Pts Points scored



WED 10 JUL 2019

Start Time 17:29 - End Time 19:29

Match Duration: 2h

Match Statistics

P3

RUS vs JPN


3 1


Team	Sets	1	2	3	4	Total
RUS	3	21	26	25	25	97
JPN	1	25	24	19	21	89
	Playing Time	25min	30min	25min	27min	1h47


First Referee: COSTA (BRA)

Second Referee: CINATL (CZE)

RUS - Russia

Scoring Spike	Rk	No.	Name	Spikes	Faults	Shots	Total Attempts	Eff %	
	1	11	NOVIK Elena	2	-	-	2	100.00	
	2	10	EVDOKIMOVA Ekaterina	8	2	4	14	42.86	
	3	16	VOROBYEVA Maria	13	3	13	29	34.48	
	4	7	ZAYTSEVA Valeriya	4	1	5	10	30.00	
	5	14	LAZAREVA Anna	21	7	24	52	26.92	
	6	17	SPERSKAITE Angelina	8	3	11	22	22.73	
		9	RUSSU Viktoriia	-	1	3	4		
		12	RYSEVA Daria	-	-	1	1		
		2	SMIRNOVA Kseniia	-	-	-	-		
		5	STALNAYA Anastasia	-	-	-	-		
		6	KURNOSOVA Kristina	-	-	-	-		
		15	ZUBAREVA Olga	-	-	-	-		
	Limit								
	15.00%	Team Totals			56	17	61	134	29.10

Scoring Block	Rk	No.	Name	Kill Blocks	Faults	Rebounds	Total Attempts	Avg. by Set
	1	14	LAZAREVA Anna	5	-	2	7	1.25
	2	10	EVDOKIMOVA Ekaterina	3	4	5	12	0.75
	2	17	SPERSKAITE Angelina	3	2	-	5	0.75
	4	7	ZAYTSEVA Valeriya	1	2	4	7	0.25
	4	16	VOROBYEVA Maria	1	1	4	6	0.25
	4	11	NOVIK Elena	1	-	3	4	0.25
	4	9	RUSSU Viktoriia	1	1	-	2	0.25
		12	RYSEVA Daria	-	2	-	2	
		5	STALNAYA Anastasia	-	-	1	1	
		2	SMIRNOVA Kseniia	-	-	-	-	
		6	KURNOSOVA Kristina	-	-	-	-	
		15	ZUBAREVA Olga	-	-	-	-	
	Team Totals			15	12	19	46	3.75

Scoring Service	Rk	No.	Name	Aces	Faults	Serve Hits	Total Attempts	Avg. by Set
	1	12	RYSEVA Daria	1	-	6	7	1.00
	2	16	VOROBYEVA Maria	2	3	18	23	0.50
	3	11	NOVIK Elena	1	-	17	18	0.25
	3	17	SPERSKAITE Angelina	1	-	11	12	0.25
		14	LAZAREVA Anna	-	2	12	14	
		10	EVDOKIMOVA Ekaterina	-	2	9	11	
		7	ZAYTSEVA Valeriya	-	2	4	6	
		2	SMIRNOVA Kseniia	-	1	4	5	
		5	STALNAYA Anastasia	-	-	-	-	
		6	KURNOSOVA Kristina	-	-	-	-	
		9	RUSSU Viktoriia	-	-	-	-	
		15	ZUBAREVA Olga	-	-	-	-	
	Team Totals			5	10	81	96	1.25

Team	Opponent Errors & Team Faults	48	-		
------	-------------------------------	----	---	--	--



WED 10 JUL 2019


Start Time 17:29 - End Time 19:29


Match Duration: 2h


Match Statistics

P3

RUS - Russia

Non-Scoring Dig	Rk	No.	Name	Digs	Faults	Receptions	Total Attempts	Avg. by Set	
		6	KURNOSOVA Kristina	-	3	7	10		
		16	VOROBYEVA Maria	-	1	8	9		
		17	SPERSKAITE Angelina	-	2	2	4		
		14	LAZAREVA Anna	-	-	3	3		
		10	EVDOKIMOVA Ekaterina	-	1	1	2		
		11	NOVIK Elena	-	-	2	2		
		5	STALNAYA Anastasia	-	-	1	1		
		2	SMIRNOVA Kseniia	-	-	-	-		
		7	ZAYTSEVA Valeriya	-	-	-	-		
		9	RUSSU Viktoriia	-	-	-	-		
		12	RYSEVA Daria	-	-	-	-		
		15	ZUBAREVA Olga	-	-	-	-		
		Team Totals			-	7	24	31	

Non-Scoring Set	Rk	No.	Name	Running Sets	Faults	Still Sets	Total Attempts	Avg. by Set	
		11	NOVIK Elena	-	1	-	1		
		17	SPERSKAITE Angelina	-	1	-	1		
		2	SMIRNOVA Kseniia	-	-	-	-		
		5	STALNAYA Anastasia	-	-	-	-		
		6	KURNOSOVA Kristina	-	-	-	-		
		7	ZAYTSEVA Valeriya	-	-	-	-		
		9	RUSSU Viktoriia	-	-	-	-		
		10	EVDOKIMOVA Ekaterina	-	-	-	-		
		12	RYSEVA Daria	-	-	-	-		
		14	LAZAREVA Anna	-	-	-	-		
		15	ZUBAREVA Olga	-	-	-	-		
		16	VOROBYEVA Maria	-	-	-	-		
		Team Totals			-	2	-	2	

Non-Scoring Reception	Rk	No.	Name	Excellents	Faults	Serve Receptions	Total Attempts	Succ. %	
	1	16	VOROBYEVA Maria	20	1	15	36	55.56	
	2	6	KURNOSOVA Kristina	8	-	7	15	53.33	
	3	17	SPERSKAITE Angelina	10	4	18	32	31.25	
		11	NOVIK Elena	-	-	1	1		
		2	SMIRNOVA Kseniia	-	-	-	-		
		5	STALNAYA Anastasia	-	-	-	-		
		7	ZAYTSEVA Valeriya	-	-	-	-		
		9	RUSSU Viktoriia	-	-	-	-		
		10	EVDOKIMOVA Ekaterina	-	-	-	-		
		12	RYSEVA Daria	-	-	-	-		
		14	LAZAREVA Anna	-	-	-	-		
		15	ZUBAREVA Olga	-	-	-	-		
	Limit								
	25.00%	Team Totals			38	5	41	84	45.24



WED 10 JUL 2019


Start Time 17:29 - End Time 19:29


Match Duration: 2h


Match Statistics

P3

JPN - Japan

Scoring Spike	Rk	No.	Name	Spikes	Faults	Shots	Total Attempts	Eff %
	1	9	MATSUI Tamaki	3	-	2	5	60.00
	2	7	OIKAWA Mayu	6	-	9	15	40.00
	3	4	FURUYA Chinami	13	3	14	30	33.33
	4	1	INOUE Arisa	14	6	17	37	21.62
		11	SHIMA Mikoto	12	8	8	28	
		10	YOKOTA Mami	3	3	2	8	
		2	SUGI Ayaka	1	2	1	4	
		5	SADAKANE Riho	-	2	1	3	
		8	TANAKA Saki	-	1	-	1	
		3	SAWADA Yuka	-	-	-	-	
		6	TAKASO Minami	-	-	-	-	
		12	IKEYA Yuka	-	-	-	-	
Limit								
15.00%	Team Totals			52	25	54	131	20.61

Scoring Block	Rk	No.	Name	Kill Blocks	Faults	Rebounds	Total Attempts	Avg. by Set
	1	10	YOKOTA Mami	2	4	3	9	0.50
	2	7	OIKAWA Mayu	1	2	4	7	0.25
		4	FURUYA Chinami	-	4	4	8	
		11	SHIMA Mikoto	-	2	3	5	
		9	MATSUI Tamaki	-	1	3	4	
		2	SUGI Ayaka	-	3	-	3	
		1	INOUE Arisa	-	1	-	1	
		3	SAWADA Yuka	-	-	-	-	
		5	SADAKANE Riho	-	-	-	-	
		6	TAKASO Minami	-	-	-	-	
		8	TANAKA Saki	-	-	-	-	
		12	IKEYA Yuka	-	-	-	-	
	Team Totals			3	17	17	37	0.75

Scoring Service	Rk	No.	Name	Aces	Faults	Serve Hits	Total Attempts	Avg. by Set
	1	11	SHIMA Mikoto	2	-	15	17	0.50
	2	1	INOUE Arisa	1	2	16	19	0.25
	2	9	MATSUI Tamaki	1	-	13	14	0.25
	2	4	FURUYA Chinami	1	1	11	13	0.25
		7	OIKAWA Mayu	-	1	12	13	
		10	YOKOTA Mami	-	1	7	8	
		2	SUGI Ayaka	-	-	2	2	
		5	SADAKANE Riho	-	-	2	2	
		3	SAWADA Yuka	-	1	-	1	
		6	TAKASO Minami	-	-	1	1	
		8	TANAKA Saki	-	-	-	-	
		12	IKEYA Yuka	-	-	-	-	
	Team Totals			5	6	79	90	1.25

Team	Opponent Errors & Team Faults
	50



WED 10 JUL 2019


Start Time 17:29 - End Time 19:29


Match Duration: 2h


Match Statistics

P3

JPN - Japan

Non-Scoring Dig	Rk	No.	Name	Digs	Faults	Receptions	Total Attempts	Avg. by Set
	1	12	IKEYA Yuka	1	1	10	12	1.00
		1	INOUE Arisa	-	2	3	5	
		11	SHIMA Mikoto	-	2	2	4	
		4	FURUYA Chinami	-	-	2	2	
		9	MATSUI Tamaki	-	-	2	2	
		7	OIKAWA Mayu	-	1	-	1	
		2	SUGI Ayaka	-	-	-	-	
		3	SAWADA Yuka	-	-	-	-	
		5	SADAKANE Riho	-	-	-	-	
		6	TAKASO Minami	-	-	-	-	
		8	TANAKA Saki	-	-	-	-	
		10	YOKOTA Mami	-	-	-	-	
Team Totals				1	6	19	26	0.25

Non-Scoring Set	Rk	No.	Name	Running Sets	Faults	Still Sets	Total Attempts	Avg. by Set
		9	MATSUI Tamaki	-	2	-	2	
		3	SAWADA Yuka	-	1	-	1	
		4	FURUYA Chinami	-	1	-	1	
		1	INOUE Arisa	-	-	-	-	
		2	SUGI Ayaka	-	-	-	-	
		5	SADAKANE Riho	-	-	-	-	
		6	TAKASO Minami	-	-	-	-	
		7	OIKAWA Mayu	-	-	-	-	
		8	TANAKA Saki	-	-	-	-	
		10	YOKOTA Mami	-	-	-	-	
		11	SHIMA Mikoto	-	-	-	-	
		12	IKEYA Yuka	-	-	-	-	
Team Totals				-	4	-	4	

Non-Scoring Reception	Rk	No.	Name	Excellents	Faults	Serve Receptions	Total Attempts	Succ. %
	1	12	IKEYA Yuka	13	1	11	25	52.00
	2	1	INOUE Arisa	9	3	12	24	37.50
	3	5	SADAKANE Riho	2	-	5	7	28.57
	4	4	FURUYA Chinami	6	1	20	27	22.22
		9	MATSUI Tamaki	-	-	1	1	
		2	SUGI Ayaka	-	-	-	-	
		3	SAWADA Yuka	-	-	-	-	
		6	TAKASO Minami	-	-	-	-	
		7	OIKAWA Mayu	-	-	-	-	
		8	TANAKA Saki	-	-	-	-	
		10	YOKOTA Mami	-	-	-	-	
	11	SHIMA Mikoto	-	-	-	-		
Limit								
25.00%	Team Totals			30	5	49	84	35.71

LEGEND

Avg. Average

Eff. Efficiency

No. Shirt Number

Rk Rank

Succ Success %



WED 10 JUL 2019
Start Time 20:00

Start List

HUN vs ITA

P1

First Referee: KELLEMBERGER (GER)

Second Referee: WOLF (SUI)

HUN - Hungary

Shirt colour: Red

No.	Name	Shirt Name	Pos.	Han.	Height	Weight	Highest Reach		Date of Birth	Tournament Totals				
							Spike cm	Block cm		Spike	Block	Serve	Total	%
1	VEZSENYI Adrienn		WS		1.72	60	0	0	15 OCT 1997	1	0	0	1	0.60
2	TOTH Fruzsina		L		1.63	65	0	0	30 DEC 1999	0	0	0	0	0
6	VILLAM Csenge		MB		1.76	74	0	0	23 MAY 1999	0	1	0	1	0.60
7	ZOLYOMI Rebeka		MB		1.92	70	0	0	6 OCT 1995	17	6	1	24	14.37
8	TOTH Dalma		WS		1.62	63	0	0	30 DEC 1999	0	0	0	0	0
9	CICIC Marija		S		1.84	66	0	0	10 AUG 1999	2	1	0	3	1.80
10	KISS Greta		WS		1.82	75	0	0	6 MAY 1998	21	1	2	24	14.37
12	RICZKO Gabriella		WS		1.78	70	0	0	31 JUL 1999	0	0	0	0	0
13	VILLAM Lilla		OS		1.78	76	0	0	3 JUN 1997	32	5	4	41	24.55
14	NEMETH Anett		OS		1.86	73	0	0	13 DEC 1999	93	4	11	108	64.67
16	GYIMES Zsafia		MB		1.82	67	0	0	14 AUG 1996	28	10	2	40	23.95
17	BLEICHER Reka (C)		S		1.87	69	0	0	15 OCT 1995	9	2	7	18	10.78

Coach LEISZT Mate

Assistant BOCZ David

Phase	Opponent	Sets	Points per Set
Preliminary - Group C	CZE	3 - 2	14 - 25, 25 - 19, 30 - 28, 24 - 26, 15 - 7
Preliminary - Group C	ARG	3 - 0	25 - 20, 25 - 22, 25 - 19
Preliminary - Group C	TPE	3 - 1	25 - 15, 16 - 25, 25 - 19, 25 - 21
Quarter-finals	CAN	3 - 0	25 - 17, 25 - 13, 25 - 18

ITA - Italy

Shirt colour: Blue

No.	Name	Shirt Name	Pos.	Han.	Height	Weight	Highest Reach		Date of Birth	Tournament Totals				
							Spike cm	Block cm		Spike	Block	Serve	Total	%
2	MOLINARO Beatrice		MB		1.80	78	0	0	15 JUN 1995	1	3	4	8	5.63
3	CAMBI Carlotta (C)		S		1.80	76	0	0	28 MAY 1996	4	2	3	9	6.34
4	BOSIO Francesca		S		1.80	76	0	0	7 AUG 1997	0	2	1	3	2.11
5	NAPODANO Francesca		WS		1.80	70	0	0	17 JAN 1999	0	0	1	1	0.70
7	BERTI Beatrice		MB		1.78	68	0	0	12 JAN 1996	21	3	6	30	21.13
8	NICOLETTI Anna		OS		1.87	76	0	0	3 JAN 1996	51	5	3	59	41.55
9	VILLANI Francesca		WS		1.80	75	0	0	30 MAY 1995	34	8	1	43	30.28
10	DE BORTOLI Chiara		L		1.82	69	0	0	28 JUL 1997	0	0	0	0	0
12	ANGELINA Giulia		WS		1.85	72	0	0	26 FEB 1997	14	2	0	16	11.27
13	PERINELLI Elena		WS		1.78	76	0	0	27 JUN 1995	25	4	4	33	23.24
14	BOTEZAT Alexandra		MB		1.87	80	0	0	3 AUG 1998	16	12	3	31	21.83
15	NWAKALOR Sylvia Chineho		WS		1.80	76	0	0	12 AUG 1999	6	0	0	6	4.23

Coach PAGLIALUNGA Marco

Assistant PIRAGNOLI Luca

Phase	Opponent	Sets	Points per Set
Preliminary - Group D	USA	3 - 0	25 - 19, 25 - 22, 25 - 23
Preliminary - Group D	JPN	1 - 3	21 - 25, 25 - 22, 24 - 26, 24 - 26
Preliminary - Group D	SUI	3 - 0	25 - 22, 25 - 19, 25 - 14
Quarter-finals	BRA	3 - 0	25 - 20, 25 - 20, 25 - 19

LEGEND

% Percentage of total team score (C) Team Captain BH Both Handed Han. Handedness L Libero
LH Left Handed MB Middle blocker No. Shirt Number OS Opposite hitter Pos Playing Position
WS Outside hitter QF Quarter-finals RH Right Handed S Setter SFL Semi-finals



WED 10 JUL 2019
Start Time 20:04 - End Time 21:23
Match Duration 1h19

Results
P2

HUN vs ITA
0 3

Team	Sets	1	2	3	Total
HUN	0	15	16	16	47
ITA	3	25	25	25	75
	Playing Time	23min	24min	24min	1h11

First Referee: KELLEMBERGER (GER)

Second Referee: WOLF (SUI)

HUN - Hungary								
No.	Name	Pos.	1	2	3	4	5	Pts
1	VEZSENYI Adrienn	WS	13		13			
2	TOTH Fruzsina	L	L	L	L			
6	VILLAM Csenge	MB		7	7			1
7	ZOLYOMI Rebeka	MB	2	5	5			2
8	TOTH Dalma	WS						
9	CICIC Marija	S	17		17			1
10	KISS Greta	WS	4	1	1			10
12	RICZKO Gabriella	WS						
13	VILLAM Lilla	OS	1	4	4			2
14	NEMETH Anett	OS	3	6	6			8
16	GYIMES Zsafia	MB	5	2	2			6
17	BLEICHER Reka (C)	S	6	3	3			

ITA - Italy								
No.	Name	Pos.	1	2	3	4	5	Pts
2	MOLINARO Beatrice	MB						
3	CAMBI Carlotta (C)	S	6	6	6			5
4	BOSIO Francesca	S						
5	NAPODANO Francesca	WS		7	7			1
7	BERTI Beatrice	MB	5	5	5			12
8	NICOLETTI Anna	OS	3	3	3			15
9	VILLANI Francesca	WS	4	4	4			11
10	DE BORTOLI Chiara	L	L	L	L			
12	ANGELINA Giulia	WS						
13	PERINELLI Elena	WS	1	1	1			7
14	BOTEZAT Alexandra	MB	2	2	2			4
15	NWAKALOR Sylvia Chinelo	WS	3	3	3			1

Coach LEISZT Mate
Assistant Coach BOCZ David

Coach PAGLIALUNGA Marco
Assistant Coach PIRAGNOLI Luca

TEAM AND PLAYER PERFORMANCES

Won	Total Atts	No. Name	Scoring Skills	Won	Total Atts	No. Name
25	84	Total Team	Spike	41	90	Total Team
10	21	10 KISS Greta		13	24	8 NICOLETTI Anna
8	29	14 NEMETH Anett		9	26	9 VILLANI Francesca
4	9	16 GYIMES Zsafia		7	18	13 PERINELLI Elena
3	24	Total Team	Block	12	32	Total Team
2	6	16 GYIMES Zsafia		6	16	7 BERTI Beatrice
1	6	7 ZOLYOMI Rebeka		2	3	9 VILLANI Francesca
				2	5	3 CAMBI Carlotta
2	49	Total Team	Serve	3	73	Total Team
1	3	6 VILLAM Csenge		1	21	8 NICOLETTI Anna
1	2	9 CICIC Marija		1	12	14 BOTEZAT Alexandra
				1	3	5 NAPODANO Francesca
32		Total Team	Opp. Error	39		Total Team
62	157	Total Team	Total	95	195	Total Team
10	35	10 KISS Greta	Best Scorer	15	47	8 NICOLETTI Anna

LEGEND

- (C) Team Captain
- nn Substitute where nn = shirt number of outgoing player
- MB Middle blocker
- OS Opposite hitter
- S Setter
- n Starting line-up where n= starting position on court
- Atts Attempts
- No. Shirt Number
- Pos Playing Position
- WS Outside hitter
- L Substitute Libero
- L Libero
- Opp. Opponent
- Pts Points scored



WED 10 JUL 2019

Start Time 20:04 - End Time 21:23

Match Duration: 1h19

Match Statistics

P3

HUN vs ITA


0 3


Team	Sets	1	2	3	Total
HUN	0	15	16	16	47
ITA	3	25	25	25	75
	Playing Time	23min	24min	24min	1h11


First Referee: KELLEMBERGER (GER)

Second Referee: WOLF (SUI)

HUN - Hungary

Scoring Spike	Rk	No.	Name	Spikes	Faults	Shots	Total Attempts	Eff %
	1	10	KISS Greta	10	4	7	21	28.57
	2	16	GYIMES Zsofia	4	2	3	9	22.22
		14	NEMETH Anett	8	7	14	29	
		13	VILLAM Lilla	2	2	8	12	
		7	ZOLYOMI Rebeka	1	3	4	8	
		17	BLEICHER Reka	-	-	2	2	
		1	VEZSENYI Adrienn	-	-	1	1	
		6	VILLAM Csenge	-	-	1	1	
		9	CICIC Marija	-	-	1	1	
		2	TOTH Fruzsina	-	-	-	-	
		8	TOTH Dalma	-	-	-	-	
		12	RICZKO Gabriella	-	-	-	-	
Limit								
15.00%	Team Totals			25	18	41	84	

Scoring Block	Rk	No.	Name	Kill Blocks	Faults	Rebounds	Total Attempts	Avg. by Set
	1	16	GYIMES Zsofia	2	1	3	6	0.67
	2	7	ZOLYOMI Rebeka	1	2	3	6	0.33
		10	KISS Greta	-	2	2	4	
		6	VILLAM Csenge	-	1	1	2	
		14	NEMETH Anett	-	1	1	2	
		17	BLEICHER Reka	-	2	-	2	
		8	TOTH Dalma	-	-	1	1	
		13	VILLAM Lilla	-	1	-	1	
		1	VEZSENYI Adrienn	-	-	-	-	
		2	TOTH Fruzsina	-	-	-	-	
		9	CICIC Marija	-	-	-	-	
		12	RICZKO Gabriella	-	-	-	-	
	Team Totals			3	10	11	24	1.00

Scoring Service	Rk	No.	Name	Aces	Faults	Serve Hits	Total Attempts	Avg. by Set
	1	6	VILLAM Csenge	1	-	2	3	0.50
	1	9	CICIC Marija	1	-	1	2	0.50
		10	KISS Greta	-	2	8	10	
		13	VILLAM Lilla	-	1	7	8	
		14	NEMETH Anett	-	1	7	8	
		7	ZOLYOMI Rebeka	-	1	6	7	
		16	GYIMES Zsofia	-	3	3	6	
		17	BLEICHER Reka	-	2	2	4	
		1	VEZSENYI Adrienn	-	-	1	1	
		2	TOTH Fruzsina	-	-	-	-	
		8	TOTH Dalma	-	-	-	-	
		12	RICZKO Gabriella	-	-	-	-	
	Team Totals			2	10	37	49	0.67

Team	Opponent Errors & Team Faults	32	-		
------	-------------------------------	----	---	--	--



WED 10 JUL 2019


Start Time 20:04 - End Time 21:23


Match Duration: 1h19


Match Statistics

P3

HUN - Hungary

Non-Scoring Dig	Rk	No.	Name	Digs	Faults	Receptions	Total Attempts	Avg. by Set	
		2	TOTH Fruzsina	-	4	9	13		
		13	VILLAM Lilla	-	2	2	4		
		10	KISS Greta	-	-	2	2		
		6	VILLAM Csenge	-	1	-	1		
		7	ZOLYOMI Rebeka	-	-	1	1		
		9	CICIC Marija	-	1	-	1		
		14	NEMETH Anett	-	-	1	1		
		16	GYIMES Zsofia	-	-	1	1		
		1	VEZSENYI Adrienn	-	-	-	-		
		8	TOTH Dalma	-	-	-	-		
		12	RICZKO Gabriella	-	-	-	-		
		17	BLEICHER Reka	-	-	-	-		
	Team Totals				-	8	16	24	

Non-Scoring Set	Rk	No.	Name	Running Sets	Faults	Still Sets	Total Attempts	Avg. by Set
		10	KISS Greta	-	1	-	1	
		16	GYIMES Zsofia	-	1	-	1	
		1	VEZSENYI Adrienn	-	-	-	-	
		2	TOTH Fruzsina	-	-	-	-	
		6	VILLAM Csenge	-	-	-	-	
		7	ZOLYOMI Rebeka	-	-	-	-	
		8	TOTH Dalma	-	-	-	-	
		9	CICIC Marija	-	-	-	-	
		12	RICZKO Gabriella	-	-	-	-	
		13	VILLAM Lilla	-	-	-	-	
		14	NEMETH Anett	-	-	-	-	
		17	BLEICHER Reka	-	-	-	-	
	Team Totals				-	2	-	2

Non-Scoring Reception	Rk	No.	Name	Excellents	Faults	Serve Receptions	Total Attempts	Succ. %
	1	16	GYIMES Zsofia	4	-	2	6	66.67
	2	2	TOTH Fruzsina	17	-	10	27	62.96
	3	10	KISS Greta	8	1	11	20	40.00
	4	13	VILLAM Lilla	3	2	5	10	30.00
		1	VEZSENYI Adrienn	-	-	3	3	
		7	ZOLYOMI Rebeka	-	-	1	1	
		6	VILLAM Csenge	-	-	-	-	
		8	TOTH Dalma	-	-	-	-	
		9	CICIC Marija	-	-	-	-	
		12	RICZKO Gabriella	-	-	-	-	
		14	NEMETH Anett	-	-	-	-	
		17	BLEICHER Reka	-	-	-	-	
	Limit							
25.00%	Team Totals			32	3	32	67	47.76



WED 10 JUL 2019


Start Time 20:04 - End Time 21:23


Match Duration: 1h19


Match Statistics

P3

ITA - Italy

Scoring Spike	Rk	No.	Name	Spikes	Faults	Shots	Total Attempts	Eff %
	1	7	BERTI Beatrice	6	-	5	11	54.55
	2	14	BOTEZAT Alexandra	3	-	3	6	50.00
	2	3	CAMBI Carlotta	3	1	-	4	50.00
	4	8	NICOLETTI Anna	13	5	6	24	33.33
	5	9	VILLANI Francesca	9	3	14	26	23.08
	6	13	PERINELLI Elena	7	3	8	18	22.22
		15	NWAKALOR Sylvia Chinelo	-	-	1	1	-
		2	MOLINARO Beatrice	-	-	-	-	-
		4	BOSIO Francesca	-	-	-	-	-
		5	NAPODANO Francesca	-	-	-	-	-
		10	DE BORTOLI Chiara	-	-	-	-	-
		12	ANGELINA Giulia	-	-	-	-	-
Limit								
15.00%	Team Totals			41	12	37	90	32.22

Scoring Block	Rk	No.	Name	Kill Blocks	Faults	Rebounds	Total Attempts	Avg. by Set
	1	7	BERTI Beatrice	6	3	7	16	2.00
	2	3	CAMBI Carlotta	2	3	-	5	0.67
	2	9	VILLANI Francesca	2	-	1	3	0.67
	4	8	NICOLETTI Anna	1	1	-	2	0.33
	4	15	NWAKALOR Sylvia Chinelo	1	-	-	1	0.33
		14	BOTEZAT Alexandra	-	2	1	3	-
		13	PERINELLI Elena	-	2	-	2	-
		2	MOLINARO Beatrice	-	-	-	-	-
		4	BOSIO Francesca	-	-	-	-	-
		5	NAPODANO Francesca	-	-	-	-	-
		10	DE BORTOLI Chiara	-	-	-	-	-
		12	ANGELINA Giulia	-	-	-	-	-
Team Totals				12	11	9	32	4.00

Scoring Service	Rk	No.	Name	Aces	Faults	Serve Hits	Total Attempts	Avg. by Set	
	1	5	NAPODANO Francesca	1	-	2	3	0.50	
	2	8	NICOLETTI Anna	1	2	18	21	0.33	
	2	14	BOTEZAT Alexandra	1	1	10	12	0.33	
		9	VILLANI Francesca	-	-	18	18	-	
		3	CAMBI Carlotta	-	2	6	8	-	
		13	PERINELLI Elena	-	-	8	8	-	
		7	BERTI Beatrice	-	-	3	3	-	
		2	MOLINARO Beatrice	-	-	-	-	-	
		4	BOSIO Francesca	-	-	-	-	-	
		10	DE BORTOLI Chiara	-	-	-	-	-	
		12	ANGELINA Giulia	-	-	-	-	-	
		15	NWAKALOR Sylvia Chinelo	-	-	-	-	-	
	Team Totals				3	5	65	73	1.00

Team	Opponent Errors & Team Faults			
		39	-	



WED 10 JUL 2019


Start Time 20:04 - End Time 21:23


Match Duration: 1h19


Match Statistics

P3

ITA - Italy

Non-Scoring Dig	Rk	No.	Name	Digs	Faults	Receptions	Total Attempts	Avg. by Set	
		10	DE BORTOLI Chiara	-	1	8	9		
		8	NICOLETTI Anna	-	1	5	6		
		13	PERINELLI Elena	-	1	5	6		
		9	VILLANI Francesca	-	-	4	4		
		3	CAMBI Carlotta	-	2	1	3		
		7	BERTI Beatrice	-	-	1	1		
		2	MOLINARO Beatrice	-	-	-	-		
		4	BOSIO Francesca	-	-	-	-		
		5	NAPODANO Francesca	-	-	-	-		
		12	ANGELINA Giulia	-	-	-	-		
		14	BOTEZAT Alexandra	-	-	-	-		
		15	NWAKALOR Sylvia Chinelo	-	-	-	-		
	Team Totals				-	5	24	29	

Non-Scoring Set	Rk	No.	Name	Running Sets	Faults	Still Sets	Total Attempts	Avg. by Set	
		2	MOLINARO Beatrice	-	-	-	-		
		3	CAMBI Carlotta	-	-	-	-		
		4	BOSIO Francesca	-	-	-	-		
		5	NAPODANO Francesca	-	-	-	-		
		7	BERTI Beatrice	-	-	-	-		
		8	NICOLETTI Anna	-	-	-	-		
		9	VILLANI Francesca	-	-	-	-		
		10	DE BORTOLI Chiara	-	-	-	-		
		12	ANGELINA Giulia	-	-	-	-		
		13	PERINELLI Elena	-	-	-	-		
		14	BOTEZAT Alexandra	-	-	-	-		
		15	NWAKALOR Sylvia Chinelo	-	-	-	-		
	Team Totals				-	-	-	-	

Non-Scoring Reception	Rk	No.	Name	Excellents	Faults	Serve Receptions	Total Attempts	Succ. %	
	1	13	PERINELLI Elena	6	1	3	10	60.00	
	2	9	VILLANI Francesca	7	1	10	18	38.89	
	3	7	BERTI Beatrice	1	-	2	3	33.33	
	4	10	DE BORTOLI Chiara	2	-	5	7	28.57	
		2	MOLINARO Beatrice	-	-	-	-		
		3	CAMBI Carlotta	-	-	-	-		
		4	BOSIO Francesca	-	-	-	-		
		5	NAPODANO Francesca	-	-	-	-		
		8	NICOLETTI Anna	-	-	-	-		
		12	ANGELINA Giulia	-	-	-	-		
		14	BOTEZAT Alexandra	-	-	-	-		
		15	NWAKALOR Sylvia Chinelo	-	-	-	-		
	Limit								
	25.00%	Team Totals			16	2	20	38	42.11

LEGEND

Avg. Average Eff. Efficiency No. Shirt Number Rk Rank Succ Success %



FRI 12 JUL 2019
Start Time 20:30

Start List

RUS vs ITA

P1

RUS - Russia

Shirt colour: White

No.	Name	Shirt Name	Pos.	Han.	Height	Weight	Highest Reach		Date of Birth	Tournament Totals				
							Spike cm	Block cm		Spike	Block	Serve	Total	%
2	SMIRNOVA Kseniia		WS		1.90	75	305	300	24 APR 1998	0	1	0	1	0.45
5	STALNAYA Anastasia		WS		1.91	77	306	298	6 JAN 1998	0	0	0	0	0
6	KURNOSOVA Kristina		L		1.76	69	288	278	17 JUN 1997	0	0	0	0	0
7	ZAYTSEVA Valeriya		MB		1.90	70	0	0	24 MAR 1995	16	5	1	22	9.95
9	RUSSU Viktoriia		OS		1.95	72	311	305	16 FEB 1999	0	2	0	2	0.90
10	EVDOKIMOVA Ekaterina		MB		1.93	72	306	285	10 SEP 1994	24	11	6	41	18.55
11	NOVIK Elena		S		1.82	67	295	290	23 MAR 1994	3	1	3	7	3.17
12	RYSEVA Daria		S		1.75	66	282	266	5 MAR 1998	2	4	3	9	4.07
14	LAZAREVA Anna		OS		1.91	70	306	285	31 JAN 1997	93	16	6	115	52.04
15	ZUBAREVA Olga		MB		1.90	75	305	297	8 NOV 1998	1	0	1	2	0.90
16	VOROBYEVA Maria (C)		WS		1.85	79	306	288	24 FEB 1998	44	3	13	60	27.15
17	SPERSKAITE Angelina		WS		1.87	72	305	295	11 FEB 1997	39	6	5	50	22.62

Coach VORONKOV Andrey

Assistant CHURIKOV Dmitrii / KUZIN Fedor

Phase	Opponent	Sets	Points per Set
Preliminary - Group A	THA	3 - 0	25 - 14, 25 - 15, 25 - 19
Preliminary - Group A	MEX	3 - 0	25 - 8, 25 - 20, 25 - 16
Preliminary - Group A	CAN	3 - 1	25 - 17, 19 - 25, 25 - 21, 25 - 15
Quarter-finals	CZE	3 - 0	27 - 25, 25 - 17, 25 - 16
Semi-finals	JPN	3 - 1	21 - 25, 26 - 24, 25 - 19, 25 - 21

ITA - Italy

Shirt colour: White

No.	Name	Shirt Name	Pos.	Han.	Height	Weight	Highest Reach		Date of Birth	Tournament Totals				
							Spike cm	Block cm		Spike	Block	Serve	Total	%
2	MOLINARO Beatrice		MB		1.80	78	0	0	15 JUN 1995	1	3	4	8	4.32
3	CAMBI Carlotta (C)		S		1.80	76	0	0	28 MAY 1996	7	4	3	14	7.57
4	BOSIO Francesca		S		1.80	76	0	0	7 AUG 1997	0	2	1	3	1.62
5	NAPODANO Francesca		WS		1.80	70	0	0	17 JAN 1999	0	0	2	2	1.08
7	BERTI Beatrice		MB		1.78	68	0	0	12 JAN 1996	27	9	6	42	22.70
8	NICOLETTI Anna		OS		1.87	76	0	0	3 JAN 1996	64	6	4	74	40.00
9	VILLANI Francesca		WS		1.80	75	0	0	30 MAY 1995	43	10	1	54	29.19
10	DE BORTOLI Chiara		L		1.82	69	0	0	28 JUL 1997	0	0	0	0	0
12	ANGELINA Giulia		WS		1.85	72	0	0	26 FEB 1997	14	2	0	16	8.65
13	PERINELLI Elena		WS		1.78	76	0	0	27 JUN 1995	32	4	4	40	21.62
14	BOTEZAT Alexandra		MB		1.87	80	0	0	3 AUG 1998	19	12	4	35	18.92
15	NWAKALOR Sylvia Chinelo		WS		1.80	76	0	0	12 AUG 1999	6	1	0	7	3.78

Coach PAGLIALUNGA Marco

Assistant PIRAGNOLI Luca

Phase	Opponent	Sets	Points per Set
Preliminary - Group D	USA	3 - 0	25 - 19, 25 - 22, 25 - 23
Preliminary - Group D	JPN	1 - 3	21 - 25, 25 - 22, 24 - 26, 24 - 26
Preliminary - Group D	SUI	3 - 0	25 - 22, 25 - 19, 25 - 14
Quarter-finals	BRA	3 - 0	25 - 20, 25 - 20, 25 - 19
Semi-finals	HUN	3 - 0	25 - 15, 25 - 16, 25 - 16

LEGEND

% Percentage of total team score	(C) Team Captain	BH Both Handed	F1 Gold-medal Match	Han. Handedness
L Libero	LH Left Handed	MB Middle blocker	No. Shirt Number	OS Opposite hitter
SFL Semi-finals	WS Outside hitter	QF Quarter-finals	RH Right Handed	S Setter



FRI 12 JUL 2019

Start Time 20:30 - End Time 22:25

Match Duration: 1h55

Play by Play

RUS vs ITA
3 1

Team	Sets	1	2	3	4	Total
RUS	3	25	15	26	25	91
ITA	1	21	25	24	18	88
	Playing Time	26min	22min	29min	25min	1h42

First Referee: GONZALES (MEX)

Second Referee: HALASZ (HUN)

1st Set

Rally	RUS - Russia			Lead	Score	Lead	ITA - Italy		
1	Block	10	Fault	+	0-1	1	Serve	13	Serve Hit
							Spike	13	Spike
									Opp. Error
2	Block	16	Fault	+	0-2	2	Serve	13	Serve Hit
							Spike	8	Spike
									Opp. Error
3	Spike	16	Fault				Serve	13	Serve Hit
							Block	14	Kill Block
4					0-3	3	+ Point	TEAM	Point
5	Spike	16	Spike	+	1-3	2	Serve	13	Serve Hit
			Opp. Error				Block	14	Fault
6	Serve	11	Serve Hit	+	1-4	3			
							Spike	9	Spike
7	Spike	14	Spike	+	2-4	2	Serve	14	Serve Hit
			Opp. Error				Dig	13	Fault
8	Serve	16	Serve Hit	+					
	Block	10	Fault		2-5	3	Spike	8	Spike
									Opp. Error
9			Opp. Error	+	3-5	2	Serve	8	Fault
10	Serve	10	Serve Hit	+	3-6	3			
							Spike	8	Spike
11	Spike	17	Spike	+	4-6	2	Serve	9	Serve Hit
			Opp. Error				Block	3	Fault
12	Serve	14	Serve Hit	+	5-6	1			
	Spike	17	Spike				Block	3	Fault
			Opp. Error						
13	Serve	14	Fault	+	5-7	2			Opp. Error
14	Spike	7	Spike	+	6-7	1	Serve	7	Serve Hit
15	Serve	17	Serve Hit	+	6-8	2			
							Spike	13	Spike
16	Spike	14	Fault				Serve	3	Serve Hit
							Block	14	Kill Block
17					6-9	3	+ Point	TEAM	Point
18	Spike	14	Spike	+	7-9	2	Serve	3	Serve Hit
19	Serve	7	Serve Hit	+	7-10	3			
							Spike	14	Spike



FRI 12 JUL 2019

Start Time 20:30 - End Time 22:25

Match Duration: 1h55

Play by Play

1st Set

Rally	RUS - Russia			Lead	Score	Lead	ITA - Italy		
20					7-11	4	Serve	13	Serve Hit
				+			Spike	8	Spike
21	Spike	10	Spike		8-11	3	Serve	13	Serve Hit
			Opp. Error	+			Block	9	Fault
22	Serve	11	Serve Hit				Spike	9	Fault
	Block	10	Kill Block						
23	Point	TEAM	Point	+	9-11	2			
24	Serve	11	Fault						
				+	9-12	3			Opp. Error
25							Serve	14	Serve Hit
	Set	11	Fault		9-13	4			Opp. Error
				+					
			Time Out						
26					10-13	3	Serve	14	Serve Hit
	Spike	14	Spike	+					
27	Serve	16	Fault		10-14	4			Opp. Error
				+					Fault
28					11-14	3	Serve	8	Fault
			Opp. Error	+					
29	Serve	10	Serve Hit		12-14	2			
	Spike	14	Spike	+					
30	Serve	10	Serve Hit				Block	7	Fault
	Spike	14	Spike		13-14	1			
			Opp. Error	+					
31	Serve	10	Serve Hit				Block	3	Kill Block
	Spike	7	Fault		13-15	2	+	Point	TEAM
32							Serve	9	Point
33					14-15	1			Fault
			Opp. Error	+					
34	Serve	14	Ace				Reception	13	Reception Fault
			Opp. Error		15-15				
35	Point	TEAM	Point	+					
36	Serve	14	Serve Hit				Spike	8	Spike
	Block	17	Fault		15-16	1			Opp. Error
				+			Serve	7	Serve Hit
37					16-16				
	Spike	17	Spike	+			Reception	10	Reception Fault
38	Serve	17	Ace						
			Opp. Error		17-16				
39	Point	TEAM	Point	+	1				
40	Serve	17	Ace				Reception	9	Reception Fault
			Opp. Error						
41	Point	TEAM	Point	+	2				
							Sub.	9	Out
							Sub.	12	In
42	Serve	17	Serve Hit						
	Spike	14	Spike	+	3				
									Time Out
43	Serve	17	Serve Hit				Spike	13	Fault
			Opp. Error						



FRI 12 JUL 2019

Play by Play

Start Time 20:30 - End Time 22:25

Match Duration: 1h55

1st Set

Rally	RUS - Russia			Lead	Score	Lead	ITA - Italy		
44	Point	TEAM	Point	+	4	20-16			
45	Serve	17	Serve Hit				Spike	14	Fault
46	Point	TEAM	Point	+	5	21-16			Time Out
							Sub.	3	Out
							Sub.	15	In
							Sub.	4	In
							Sub.	8	Out
47	Serve	17	Serve Hit	+	4	21-17	Spike	13	Spike
							Sub.	3	In
							Sub.	15	Out
							Sub.	4	Out
							Sub.	8	In
48	Spike	14	Spike	+	5	22-17	Serve	3	Serve Hit
	Sub.	7	Out						
	Sub.	15	In						
49	Serve	15	Fault	+	4	22-18			Opp. Error
	Sub.	7	In						
	Sub.	15	Out						
50	Spike	10	Fault				Serve	13	Serve Hit
									Opp. Error
51					3	22-19	+ Point	TEAM	Point
52	Spike	14	Spike	+	4	23-19	Serve	13	Serve Hit
			Opp. Error				Dig	3	Fault
53	Serve	11	Fault	+	3	23-20			Opp. Error
54	Set	11	Fault	+	2	23-21	Serve	14	Serve Hit
			Time Out						Opp. Error
55	Spike	14	Spike	+	3	24-21	Serve	14	Serve Hit
			Opp. Error				Block	8	Fault
56	Serve	16	Serve Hit						
			Opp. Error				Spike	12	Fault
57	Point	TEAM	Point	+	4	25-21			

2nd Set

Rally	RUS - Russia			Lead	Score	Lead	ITA - Italy		
1	Serve	11	Serve Hit				Spike	8	Fault
	Block	10	Kill Block						
2	Point	TEAM	Point	+	1	1-0			
3	Serve	11	Serve Hit	+	2	2-0			
	Spike	10	Spike	+					
4	Serve	11	Fault	+	1	2-1			Opp. Error



FRI 12 JUL 2019

Play by Play

Start Time 20:30 - End Time 22:25

Match Duration: 1h55

2nd Set

Rally	RUS - Russia			Lead	Score	Lead	ITA - Italy		
5	Reception	17	Reception Fault				Serve	14	Ace Opp. Error
6					2-2		+ Point	TEAM	Point
7			Opp. Error	+	1		Serve	14	Fault
8	Serve	16	Fault						Opp. Error
9	Spike	17	Fault	+			Serve Block	8 7	Serve Hit Kill Block
10					3-4	1	+ Point	TEAM	Point
11	Block	14	Fault				Serve Spike	8 9	Serve Hit Spike Opp. Error
12	Spike	14	Spike Opp. Error	+			Serve Block	8 7	Serve Hit Fault
13	Serve	10	Serve Hit						
14	Spike	14	Fault	+			Spike Spike	9 9	Spike Spike Spike
15					4-7	3	+ Point	TEAM	Point
16	Spike	14	Fault				Serve Block	9 7	Serve Hit Kill Block
17					4-8	4	+ Point	TEAM	Point
18	Spike	14	Spike	+			Serve	9	Serve Hit
19	Serve	14	Serve Hit						
20				+			Spike Spike	7 7 13	Spike Spike Spike
21	Time Out						Serve Block	7 3	Serve Hit Fault
22	Serve Spike	17 14	Serve Hit Spike				Dig	8	Fault
23	Serve	17	Serve Hit	+					
24	Spike	14	Spike Opp. Error	+			Serve Block	3 13	Serve Hit Fault
25	Serve	7	Fault						Opp. Error
26				+			Serve Spike	13 14	Serve Hit Spike
27	Spike	10	Fault				Serve Block	13 9	Serve Hit Kill Block
28					8-14	6	+ Point	TEAM	Point
	Sub.	11	Out						
	Sub.	12	In						
29				+			Serve Spike	13 8	Serve Hit Spike



FRI 12 JUL 2019

Play by Play

Start Time 20:30 - End Time 22:25

Match Duration: 1h55

2nd Set

Rally	RUS - Russia			Lead	Score	Lead	ITA - Italy		
30			Opp. Error				Serve	13	Serve Hit
							Spike	13	Fault
31	Point	TEAM	Point	+	9-15	6			
32	Serve	12	Serve Hit	+	9-16	7	Spike	14	Spike
33							Serve	14	Serve Hit
							Block	7	Kill Block
34	Spike	16	Fault		9-17	8	+ Point	TEAM	Point
35					9-18	9	Serve	14	Serve Hit
							Spike	8	Spike
			Time Out						
36							Serve	14	Serve Hit
	Spike	14	Spike	+	10-18	8			
37	Serve	16	Fault	+	10-19	9			Opp. Error
38							Serve	8	Serve Hit
							Dig	13	Fault
39	Serve	10	Serve Hit	+	11-19	8			
40					11-20	9	Spike	7	Spike
							Serve	9	Serve Hit
41	Spike	17	Spike	+	12-20	8			
	Serve	14	Serve Hit						
	Block	12	Fault	+	12-21	9	Spike	13	Spike
									Opp. Error
							Sub.	3	Out
							Sub.	15	In
							Sub.	5	In
							Sub.	7	Out
42	Dig	6	Fault	+	12-22	10	Serve	5	Serve Hit
							Spike	13	Spike
43									Opp. Error
	Spike	14	Spike	+	13-22	9	Serve	5	Serve Hit
							Sub.	3	In
							Sub.	15	Out
							Sub.	5	Out
							Sub.	7	In
	Sub.	7	Out						
	Sub.	15	In						
44	Serve	17	Fault	+	13-23	10			Opp. Error
45							Serve	3	Fault
			Opp. Error	+	14-23	9			
46	Serve	15	Serve Hit						
	Dig	15	Fault	+	14-24	10	Spike	14	Spike
47									Opp. Error
							Serve	13	Fault
			Opp. Error	+	15-24	9			
48	Serve	12	Serve Hit						
	Block	16	Fault	+			Spike	8	Spike
					15-25	10			Opp. Error

3rd Set



FRI 12 JUL 2019

Play by Play

Start Time 20:30 - End Time 22:25

Match Duration: 1h55

3rd Set

Rally	RUS - Russia				Lead	Score	Lead	ITA - Italy				
Rally	RUS - Russia				Lead	Score	Lead	ITA - Italy				
1					+	1	1-0		Serve	13	Serve Hit	
2	Serve	12	Serve Hit		+	2	2-0					
3	Serve	12	Serve Hit		+	1	2-1					
4	Spike	14	Fault						Serve	14	Serve Hit Opp. Error	
5							2-2		+	Point	TEAM	Point
6	Spike	14	Spike		+	1	3-2		Serve	14	Serve Hit	
7	Serve	16	Fault		+		3-3				Opp. Error	
8	Block	10	Fault		+		3-4	1	Serve	8	Serve Hit Spike Opp. Error	
9			Opp. Error		+		4-4		Serve	8	Fault	
10	Serve Dig	10 10	Serve Hit Fault		+		4-5	1	Spike	9	Spike Opp. Error	
11	Spike	17	Spike Opp. Error		+		5-5		Serve Dig	9 10	Serve Hit Fault	
12	Serve	14	Fault		+		5-6	1			Opp. Error	
13	Spike	7	Spike		+		6-6		Serve	7	Serve Hit	
14	Serve	17	Ace Opp. Error						Reception	9	Reception Fault	
15	Point	TEAM	Point		+	1	7-6					
16	Serve Spike	17 7	Serve Hit Spike		+	2	8-6					
17	Serve Block	17 12	Serve Hit Fault		+	1	8-7		Spike	13	Spike Opp. Error	
18	Set	16	Fault		+		8-8		Serve	3	Serve Hit Opp. Error	
19	Spike	7	Spike		+	1	9-8		Serve	3	Serve Hit	
20	Serve Block	7 10	Serve Hit Fault		+		9-9		Spike	8	Spike Opp. Error Fault	
21			Opp. Error		+	1	10-9		Serve	13	Fault	
22	Serve	12	Serve Hit Opp. Error						Spike	8	Fault	
23	Point	TEAM	Point		+	2	11-9					
24	Serve	12	Fault		+	1	11-10				Opp. Error	
25	Spike	16	Fault						Serve Block	14 9	Serve Hit Kill Block	



FRI 12 JUL 2019

Play by Play

Start Time 20:30 - End Time 22:25

Match Duration: 1h55

3rd Set

Rally	RUS - Russia				Lead	Score	Lead	ITA - Italy			
26						11-11		+ Point	TEAM		Point
27	Spike	10	Fault					Serve	14		Serve Hit Opp. Error
28						11-12	1	+ Point	TEAM		Point
29			Opp. Error	+		12-12		Serve	14		Fault
30	Serve Spike	16 17	Serve Hit Fault								Opp. Error
31						12-13	1	+ Point	TEAM		Point
32	Spike	14	Spike Opp. Error	+		13-13		Serve Block	8 7		Serve Hit Fault
33	Serve Block	10 7	Serve Hit Kill Block					Spike	9		Fault
34	Point	TEAM	Point	+	1	14-13					
35	Serve Set	10 12	Serve Hit Fault								
				+		14-14					Opp. Error
36	Spike	14	Spike	+	1	15-14		Serve	9		Serve Hit
37	Serve	14	Serve Hit					Set	3		Fault
			Opp. Error	+	2	16-14					
38	Serve Spike	14 14	Serve Hit Fault					Block	13		Kill Block
39					1	16-15		+ Point	TEAM		Point
40	Block	7	Fault					Serve Spike	7 13		Serve Hit Spike Opp. Error
				+		16-16					
41	Spike	17	Spike Opp. Error	+	1	17-16		Serve Block	7 3		Serve Hit Fault
42	Serve	17	Serve Hit								
				+		17-17		Spike	8		Spike
43	Spike	16	Fault					Serve	3		Serve Hit Opp. Error
44						17-18	1	+ Point	TEAM		Point
45	Dig	6	Fault					Serve Spike	3 8		Serve Hit Spike Opp. Error
				+		17-19	2				
46	Spike	14	Spike Opp. Error	+		18-19	1	Serve Block	3 14		Serve Hit Fault
47	Serve Spike	7 16	Serve Hit Spike	+		19-19					
48	Serve Spike	7 16	Serve Hit Fault								Opp. Error
49						19-20	1	+ Point	TEAM		Point
50			Opp. Error					Serve Spike	13 8		Serve Hit Fault
51	Point	TEAM	Point	+		20-20					



FRI 12 JUL 2019

Play by Play

Start Time 20:30 - End Time 22:25

Match Duration: 1h55

3rd Set

Rally	RUS - Russia			Lead	Score	Lead	ITA - Italy		
52	Serve	12	Serve Hit Opp. Error				Spike	9	Fault
53	Point	TEAM	Point	+	1	21-20			Time Out
54	Serve	12	Serve Hit						
55	Block	16	Fault	+		21-21	Spike	8	Spike
							Serve	14	Serve Hit
							Spike	8	Spike
						21-22			Opp. Error
									Time Out
56	Block	10	Kill Block				Serve	14	Serve Hit
57	Point	TEAM	Point	+		22-22	Spike	9	Fault
58	Serve	16	Ace Opp. Error						
59	Point	TEAM	Point	+	1	23-22	Reception	13	Reception Fault
60	Serve Dig	16 16	Serve Hit Fault						
						23-23	Spike	7	Spike
							Sub.	3	Out
							Sub.	15	In
61	Spike	17	Fault				Serve	8	Serve Hit
							Block	15	Kill Block
62						23-24	Point	TEAM	Point
									Time Out
63							Serve	8	Serve Hit
64	Point	TEAM	Point	+		24-24	Spike	9	Fault
							Sub.	3	In
							Sub.	15	Out
65	Serve Block	10 17	Serve Hit Kill Block				Spike	8	Fault
66	Point	TEAM	Point	+	1	25-24	Sub.	9	Out
							Sub.	12	In
									Time Out
67	Serve Spike	10 14	Serve Hit Spike Opp. Error	+	2	26-24	Dig	13	Fault

4th Set

Rally	RUS - Russia			Lead	Score	Lead	ITA - Italy		
1	Serve Block	12 10	Serve Hit Kill Block				Spike	14	Fault
2	Point	TEAM	Point	+	1	1-0			
3	Serve Block	12 16	Serve Hit Fault				Spike	8	Spike
									Opp. Error
4						1-1	Serve	14	Serve Hit
	Set	12	Fault						
						1-2			Opp. Error



FRI 12 JUL 2019

Play by Play

Start Time 20:30 - End Time 22:25

Match Duration: 1h55

4th Set

Rally	RUS - Russia			Lead	Score	Lead	ITA - Italy		
5	Spike	14	Fault				Serve	14	Serve Hit Opp. Error
6					1-3	2	+ Point	TEAM	Point
7	Spike	10	Spike Opp. Error	+	2-3	1	Serve Dig	14 3	Serve Hit Fault
8	Serve	16	Serve Hit	+	2-4	2	Spike	12	Spike
9			Opp. Error				Serve Spike	8 12	Serve Hit Fault
10	Point	TEAM	Point	+	3-4	1			
11	Serve Dig	10 10	Serve Hit Fault	+	3-5	2	Spike	12	Spike Opp. Error
12				+	3-6	3	Serve Spike	12 13	Serve Hit Spike
13	Spike	14	Spike Opp. Error	+	4-6	2	Serve Dig	12 8	Serve Hit Fault
14	Serve	14	Fault	+	4-7	3			Opp. Error
15	Block	7	Kill Block				Serve Spike	7 13	Serve Hit Fault
16	Point	TEAM	Point	+	5-7	2			
17	Serve	17	Ace Opp. Error				Reception	10	Reception Fault
18	Point	TEAM	Point	+	6-7	1			
19	Serve	17	Serve Hit Opp. Error				Spike	8	Fault
20	Point	TEAM	Point	+	7-7				
21	Serve Spike	17 14	Serve Hit Spike Opp. Error	+	8-7	1	Block	13	Fault
22	Serve Spike	17 14	Serve Hit Fault				Block	14	Kill Block
23					8-8		+ Point	TEAM	Point
24	Spike	7	Fault				Serve	3	Serve Hit Opp. Error
25					8-9	1	+ Point	TEAM	Point
26	Spike	16	Spike	+	9-9		Serve	3	Serve Hit
27	Serve	7	Ace Opp. Error				Reception	10	Reception Fault
28	Point	TEAM	Point	+	10-9				
29	Serve	7	Fault	+	10-10				Opp. Error
30				+	10-11	1	Serve Spike	13 8	Serve Hit Spike
31	Spike	10	Spike	+	11-11		Serve	13	Serve Hit
32	Serve	12	Serve Hit						
	Spike	14	Spike	+	12-11				



FRI 12 JUL 2019

Start Time 20:30 - End Time 22:25

Match Duration: 1h55

Play by Play

4th Set

Rally	RUS - Russia			Lead	Score	Lead	ITA - Italy		
33	Serve	12	Serve Hit				Spike	12	Spike
	Dig	6	Fault	+	12-12				Opp. Error
34			Opp. Error	+	1	13-12	Serve	14	Fault
35	Serve	16	Serve Hit						
	Spike	17	Spike	+	2	14-12			
36	Serve	16	Serve Hit				Spike	12	Fault
			Opp. Error						
37	Point	TEAM	Point	+	3	15-12			
38	Serve	16	Serve Hit				Spike	8	Fault
			Opp. Error						
39	Point	TEAM	Point	+	4	16-12			
40	Serve	16	Serve Hit	+	3	16-13			
							Sub.	3	Out
							Sub.	15	In
41	Spike	10	Spike	+	4	17-13	Serve	8	Serve Hit
							Sub.	4	In
							Sub.	8	Out
42	Serve	10	Serve Hit				Spike	12	Spike
	Block	17	Fault	+	3	17-14			Opp. Error
43	Spike	17	Spike	+	4	18-14	Serve	12	Serve Hit
44	Serve	14	Serve Hit						
	Spike	17	Spike	+	5	19-14			
									Time Out
45	Serve	14	Serve Hit				Spike	13	Spike
	Block	7	Fault	+	4	19-15			Opp. Error
46			Opp. Error	+	5	20-15	Serve	7	Fault
47	Serve	17	Serve Hit				Spike	15	Spike
	Dig	14	Fault	+	4	20-16			Opp. Error
							Sub.	4	Out
							Sub.	8	In
							Sub.	3	In
							Sub.	15	Out
48	Dig	17	Fault	+	3	20-17	Serve	3	Serve Hit
							Spike	13	Spike
									Opp. Error
49	Block	7	Kill Block				Serve	3	Serve Hit
50	Point	TEAM	Point	+	4	21-17	Spike	8	Fault
	Sub.	7	Out						
	Sub.	15	In						
51	Serve	15	Ace						
			Opp. Error				Reception	12	Reception Fault
52	Point	TEAM	Point	+	5	22-17			
									Time Out



FRI 12 JUL 2019

Play by Play

Start Time 20:30 - End Time 22:25

Match Duration: 1h55

4th Set

Rally	RUS - Russia				Lead	Score	Lead	ITA - Italy		
53	Serve	15	Serve Hit					Spike	13	Fault
	Block	10	Kill Block							
54	Point	TEAM	Point	+	6	23-17				
55	Serve	15	Serve Hit					Spike	13	Spike
	Dig	12	Fault							Opp. Error
	Sub.	7	In							
	Sub.	15	Out							
56	Spike	16	Spike					Serve	13	Serve Hit
			Opp. Error	+	6	24-18		Block	8	Fault
57	Serve	12	Serve Hit					Spike	8	Fault
	Block	16	Kill Block							
58	Point	TEAM	Point	+	7	25-18				

LEGEND

+ Point scored by team

Opp. Opponent

Sub. Substitution



FRI 12 JUL 2019
Start Time 20:30 - End Time 22:25
Match Duration 1h55

Results
P2

RUS vs ITA
3 1

Team	Sets	1	2	3	4	Total
RUS	3	25	15	26	25	91
ITA	1	21	25	24	18	88
	Playing Time	26min	22min	29min	25min	1h42

First Referee: GONZALES (MEX)

Second Referee: HALASZ (HUN)

RUS - Russia								
No.	Name	Pos.	1	2	3	4	5	Pts
2	SMIRNOVA Kseniia	WS						
5	STALNAYA Anastasia	WS						
6	KURNOSOVA Kristina	L	L	L	L	L		
7	ZAYTSEVA Valeriya	MB	1	6	1	6		8
9	RUSSU Viktoria	OS						
10	EVDOKIMOVA Ekaterina	MB	4	3	4	3		10
11	NOVIK Elena	S	2	1				
12	RYSEVA Daria	S		11	2	1		
14	LAZAREVA Anna	OS	5	4	5	4		24
15	ZUBAREVA Olga	MB	7	7		7		1
16	VOROBYEVA Maria (C)	WS	3	2	3	2		6
17	SPERSKAITE Angelina	WS	6	5	6	5		16

ITA - Italy								
No.	Name	Pos.	1	2	3	4	5	Pts
2	MOLINARO Beatrice	MB						
3	CAMBI Carlotta (C)	S	6	6	6	6		1
4	BOSIO Francesca	S	8			8		
5	NAPODANO Francesca	WS		7				
7	BERTI Beatrice	MB	5	5	5	5		6
8	NICOLETTI Anna	OS	3	3	3	3		15
9	VILLANI Francesca	WS	4	4	4			7
10	DE BORTOLI Chiara	L	L	L	L	L		
12	ANGELINA Giulia	WS	9		9	4		4
13	PERINELLI Elena	WS	1	1	1	1		13
14	BOTEZAT Alexandra	MB	2	2	2	2		8
15	NWAKALOR Sylvia Chinelo	WS	3	3	3	3		2

Coach VORONKOV Andrey
Assistant Coach CHURIKOV Dmitrii / KUZIN Fedor

Coach PAGLIALUNGA Marco
Assistant Coach PIRAGNOLI Luca

TEAM AND PLAYER PERFORMANCES

Won	Total Atts	No. Name	Scoring Skills	Won	Total Atts	No. Name
47	116	Total Team	Spike	44	112	Total Team
23	46	14 LAZAREVA Anna		15	39	8 NICOLETTI Anna
11	23	17 SPERSKAITE Angelina		12	24	13 PERINELLI Elena
5	11	10 EVDOKIMOVA Ekaterina	Block	5	20	9 VILLANI Francesca
10	41	Total Team		11	43	Total Team
5	13	10 EVDOKIMOVA Ekaterina		3	12	7 BERTI Beatrice
3	9	7 ZAYTSEVA Valeriya		3	10	14 BOTEZAT Alexandra
1	8	16 VOROBYEVA Maria	Serve	2	3	9 VILLANI Francesca
8	90	Total Team		1	89	Total Team
4	19	17 SPERSKAITE Angelina		1	21	14 BOTEZAT Alexandra
1	12	14 LAZAREVA Anna				
1	14	16 VOROBYEVA Maria				
54		Total Team	Opp. Error	55		Total Team
119	247	Total Team	Total	111	244	Total Team
24	63	14 LAZAREVA Anna	Best Scorer	15	58	8 NICOLETTI Anna

LEGEND

- (C) Team Captain
- nn Substitute where nn = shirt number of outgoing player
- MB Middle blocker
- OS Opposite hitter
- S Setter
- n Starting line-up where n= starting position on court
- Atts Attempts
- No. Shirt Number
- Pos Playing Position
- WS Outside hitter
- L Substitute Libero
- L Libero
- Opp. Opponent
- Pts Points scored



FRI 12 JUL 2019

Start Time 20:30 - End Time 22:25

Match Duration: 1h55

Match Statistics

P3

RUS vs ITA


3 1


Team	Sets	1	2	3	4	Total
RUS	3	25	15	26	25	91
ITA	1	21	25	24	18	88
	Playing Time	26min	22min	29min	25min	1h42


First Referee: GONZALES (MEX)

Second Referee: HALASZ (HUN)

RUS - Russia

Scoring Spike	Rk	No.	Name	Spikes	Faults	Shots	Total Attempts	Eff %	
	1	14	LAZAREVA Anna	23	7	16	46	34.78	
	1	17	SPERSKAITE Angelina	11	3	9	23	34.78	
	3	10	EVDOKIMOVA Ekaterina	5	3	3	11	18.18	
	3	7	ZAYTSEVA Valeriya	4	2	5	11	18.18	
		16	VOROBYEVA Maria	4	5	13	22		
		12	RYSEVA Daria	-	-	2	2		
		11	NOVIK Elena	-	-	1	1		
		2	SMIRNOVA Kseniia	-	-	-	-		
		5	STALNAYA Anastasia	-	-	-	-		
		6	KURNOSOVA Kristina	-	-	-	-		
		9	RUSSU Viktoriia	-	-	-	-		
		15	ZUBAREVA Olga	-	-	-	-		
	Limit								
	15.00%	Team Totals			47	20	49	116	23.28

Scoring Block	Rk	No.	Name	Kill Blocks	Faults	Rebounds	Total Attempts	Avg. by Set	
	1	10	EVDOKIMOVA Ekaterina	5	4	4	13	1.25	
	2	7	ZAYTSEVA Valeriya	3	2	4	9	0.75	
	3	16	VOROBYEVA Maria	1	4	3	8	0.25	
	3	17	SPERSKAITE Angelina	1	2	-	3	0.25	
		14	LAZAREVA Anna	-	1	4	5		
		12	RYSEVA Daria	-	2	1	3		
		2	SMIRNOVA Kseniia	-	-	-	-		
		5	STALNAYA Anastasia	-	-	-	-		
		6	KURNOSOVA Kristina	-	-	-	-		
		9	RUSSU Viktoriia	-	-	-	-		
		11	NOVIK Elena	-	-	-	-		
		15	ZUBAREVA Olga	-	-	-	-		
		Team Totals			10	15	16	41	2.50

Scoring Service	Rk	No.	Name	Aces	Faults	Serve Hits	Total Attempts	Avg. by Set	
	1	17	SPERSKAITE Angelina	4	1	14	19	1.00	
	2	15	ZUBAREVA Olga	1	1	3	5	0.33	
	3	16	VOROBYEVA Maria	1	4	9	14	0.25	
	3	14	LAZAREVA Anna	1	3	8	12	0.25	
	3	7	ZAYTSEVA Valeriya	1	2	4	7	0.25	
		10	EVDOKIMOVA Ekaterina	-	-	13	13		
		12	RYSEVA Daria	-	1	12	13		
		11	NOVIK Elena	-	3	4	7		
		2	SMIRNOVA Kseniia	-	-	-	-		
		5	STALNAYA Anastasia	-	-	-	-		
		6	KURNOSOVA Kristina	-	-	-	-		
		9	RUSSU Viktoriia	-	-	-	-		
		Team Totals			8	15	67	90	2.00

Team	Opponent Errors & Team Faults	54	-		
------	-------------------------------	----	---	--	--



FRI 12 JUL 2019


Start Time 20:30 - End Time 22:25


Match Duration: 1h55


Match Statistics

P3

RUS - Russia

Non-Scoring Dig	Rk	No.	Name	Digs	Faults	Receptions	Total Attempts	Avg. by Set
		6	KURNOSOVA Kristina	-	3	8	11	
		16	VOROBYEVA Maria	-	1	4	5	
		10	EVDOKIMOVA Ekaterina	-	2	2	4	
		14	LAZAREVA Anna	-	1	3	4	
		17	SPERSKAITE Angelina	-	1	3	4	
		12	RYSEVA Daria	-	1	2	3	
		11	NOVIK Elena	-	-	1	1	
		15	ZUBAREVA Olga	-	1	-	1	
		2	SMIRNOVA Kseniia	-	-	-	-	
		5	STALNAYA Anastasia	-	-	-	-	
		7	ZAYTSEVA Valeriya	-	-	-	-	
	9	RUSSU Viktoriia	-	-	-	-		
Team Totals				-	10	23	33	

Non-Scoring Set	Rk	No.	Name	Running Sets	Faults	Still Sets	Total Attempts	Avg. by Set
		11	NOVIK Elena	-	2	-	2	
		12	RYSEVA Daria	-	2	-	2	
		16	VOROBYEVA Maria	-	1	-	1	
		2	SMIRNOVA Kseniia	-	-	-	-	
		5	STALNAYA Anastasia	-	-	-	-	
		6	KURNOSOVA Kristina	-	-	-	-	
		7	ZAYTSEVA Valeriya	-	-	-	-	
		9	RUSSU Viktoriia	-	-	-	-	
		10	EVDOKIMOVA Ekaterina	-	-	-	-	
		14	LAZAREVA Anna	-	-	-	-	
		15	ZUBAREVA Olga	-	-	-	-	
	17	SPERSKAITE Angelina	-	-	-	-		
Team Totals				-	5	-	5	

Non-Scoring Reception	Rk	No.	Name	Excellents	Faults	Serve Receptions	Total Attempts	Succ. %	
	1	6	KURNOSOVA Kristina	11	-	5	16	68.75	
	2	10	EVDOKIMOVA Ekaterina	2	-	1	3	66.67	
	3	16	VOROBYEVA Maria	16	-	15	31	51.61	
	4	17	SPERSKAITE Angelina	11	1	14	26	42.31	
		7	ZAYTSEVA Valeriya	-	-	1	1		
		2	SMIRNOVA Kseniia	-	-	-	-		
		5	STALNAYA Anastasia	-	-	-	-		
		9	RUSSU Viktoriia	-	-	-	-		
		11	NOVIK Elena	-	-	-	-		
		12	RYSEVA Daria	-	-	-	-		
		14	LAZAREVA Anna	-	-	-	-		
		15	ZUBAREVA Olga	-	-	-	-		
	Limit								
	25.00%	Team Totals			40	1	36	77	51.95



FRI 12 JUL 2019


Start Time 20:30 - End Time 22:25


Match Duration: 1h55


Match Statistics

P3

ITA - Italy

Scoring Spike	Rk	No.	Name	Spikes	Faults	Shots	Total Attempts	Eff %
	1	7	BERTI Beatrice	3	-	3	6	50.00
	2	13	PERINELLI Elena	12	4	8	24	33.33
	2	15	NWAKALOR Sylvia Chinelo	1	-	2	3	33.33
	4	14	BOTEZAT Alexandra	4	2	2	8	25.00
	5	8	NICOLETTI Anna	15	8	16	39	17.95
		9	VILLANI Francesca	5	5	10	20	
		12	ANGELINA Giulia	4	3	5	12	
		2	MOLINARO Beatrice	-	-	-	-	
		3	CAMBI Carlotta	-	-	-	-	
		4	BOSIO Francesca	-	-	-	-	
	5	NAPODANO Francesca	-	-	-	-		
	10	DE BORTOLI Chiara	-	-	-	-		
Limit								
15.00%	Team Totals			44	22	46	112	19.64

Scoring Block	Rk	No.	Name	Kill Blocks	Faults	Rebounds	Total Attempts	Avg. by Set
	1	7	BERTI Beatrice	3	3	6	12	0.75
	1	14	BOTEZAT Alexandra	3	2	5	10	0.75
	3	9	VILLANI Francesca	2	1	-	3	0.67
	4	3	CAMBI Carlotta	1	4	2	7	0.25
	4	13	PERINELLI Elena	1	2	1	4	0.25
	4	15	NWAKALOR Sylvia Chinelo	1	-	-	1	0.25
		8	NICOLETTI Anna	-	2	4	6	
		2	MOLINARO Beatrice	-	-	-	-	
		4	BOSIO Francesca	-	-	-	-	
		5	NAPODANO Francesca	-	-	-	-	
		10	DE BORTOLI Chiara	-	-	-	-	
		12	ANGELINA Giulia	-	-	-	-	
Team Totals				11	14	18	43	2.75

Scoring Service	Rk	No.	Name	Aces	Faults	Serve Hits	Total Attempts	Avg. by Set	
	1	14	BOTEZAT Alexandra	1	3	17	21	0.25	
		13	PERINELLI Elena	-	2	17	19		
		3	CAMBI Carlotta	-	1	13	14		
		8	NICOLETTI Anna	-	3	10	13		
		7	BERTI Beatrice	-	1	8	9		
		9	VILLANI Francesca	-	1	7	8		
		12	ANGELINA Giulia	-	-	3	3		
		5	NAPODANO Francesca	-	-	2	2		
		2	MOLINARO Beatrice	-	-	-	-		
		4	BOSIO Francesca	-	-	-	-		
		10	DE BORTOLI Chiara	-	-	-	-		
		15	NWAKALOR Sylvia Chinelo	-	-	-	-		
	Team Totals				1	11	77	89	0.25

Team	Opponent Errors & Team Faults			
		55	-	



FRI 12 JUL 2019


Start Time 20:30 - End Time 22:25


Match Duration: 1h55


Match Statistics

P3

ITA - Italy

Non-Scoring Dig	Rk	No.	Name	Digs	Faults	Receptions	Total Attempts	Avg. by Set	
		8	NICOLETTI Anna	-	2	9	11		
		3	CAMBI Carlotta	-	2	7	9		
		13	PERINELLI Elena	-	3	3	6		
		10	DE BORTOLI Chiara	-	1	4	5		
		14	BOTEZAT Alexandra	-	-	3	3		
		9	VILLANI Francesca	-	-	2	2		
		7	BERTI Beatrice	-	-	1	1		
		12	ANGELINA Giulia	-	-	1	1		
		2	MOLINARO Beatrice	-	-	-	-		
		4	BOSIO Francesca	-	-	-	-		
		5	NAPODANO Francesca	-	-	-	-		
		15	NWAKALOR Sylvia Chinelo	-	-	-	-		
	Team Totals				-	8	30	38	

Non-Scoring Set	Rk	No.	Name	Running Sets	Faults	Still Sets	Total Attempts	Avg. by Set	
		3	CAMBI Carlotta	-	1	-	1		
		2	MOLINARO Beatrice	-	-	-	-		
		4	BOSIO Francesca	-	-	-	-		
		5	NAPODANO Francesca	-	-	-	-		
		7	BERTI Beatrice	-	-	-	-		
		8	NICOLETTI Anna	-	-	-	-		
		9	VILLANI Francesca	-	-	-	-		
		10	DE BORTOLI Chiara	-	-	-	-		
		12	ANGELINA Giulia	-	-	-	-		
		13	PERINELLI Elena	-	-	-	-		
		14	BOTEZAT Alexandra	-	-	-	-		
		15	NWAKALOR Sylvia Chinelo	-	-	-	-		
	Team Totals				-	1	-	1	

Non-Scoring Reception	Rk	No.	Name	Excellents	Faults	Serve Receptions	Total Attempts	Succ. %	
	1	10	DE BORTOLI Chiara	7	3	4	14	50.00	
	2	13	PERINELLI Elena	11	2	13	26	42.31	
	3	12	ANGELINA Giulia	3	1	10	14	21.43	
		9	VILLANI Francesca	2	2	12	16		
		8	NICOLETTI Anna	-	-	1	1		
		14	BOTEZAT Alexandra	-	-	1	1		
		2	MOLINARO Beatrice	-	-	-	-		
		3	CAMBI Carlotta	-	-	-	-		
		4	BOSIO Francesca	-	-	-	-		
		5	NAPODANO Francesca	-	-	-	-		
		7	BERTI Beatrice	-	-	-	-		
		15	NWAKALOR Sylvia Chinelo	-	-	-	-		
	Limit								
	25.00%	Team Totals			23	8	41	72	31.94

LEGEND

Avg. Average

Eff. Efficiency

No. Shirt Number

Rk Rank

Succ Success %



FRI 12 JUL 2019
Start Time 17:30

Start List

JPN vs HUN

P1

First Referee: CAMERON (CAN)

Second Referee: KELLEMBERGER (GER)

JPN - Japan

Shirt colour: Red

No.	Name	Shirt Name	Pos.	Han.	Height	Weight	Highest Reach		Date of Birth	Tournament Totals				
							Spike cm	Block cm		Spike	Block	Serve	Total	%
1	INOUE Arisa (C)		WS		1.78	66	303	285	8 MAY 1995	60	3	3	66	29.07
2	SUGI Ayaka		MB		1.78	73	300	290	14 FEB 1996	2	0	0	2	0.88
3	SAWADA Yuka		S		1.59	57	273	268	14 AUG 1996	0	0	1	1	0.44
4	FURUYA Chinami		WS		1.73	65	297	280	20 APR 1996	36	3	7	46	20.26
5	SADAKANE Riho		WS		1.70	67	286	276	13 APR 1996	11	0	1	12	5.29
6	TAKASO Minami		WS		1.64	57	301	279	8 AUG 1996	0	0	0	0	0
7	OIKAWA Mavu		MB		1.75	60	299	290	26 JUN 1996	25	1	4	30	13.22
8	TANAKA Saki		OS		1.69	57	296	274	21 SEP 1996	10	0	0	10	4.41
9	MATSUI Tamaki		S		1.70	63	280	275	10 JAN 1998	10	1	7	18	7.93
10	YOKOTA Mami		MB		1.77	62	294	286	10 DEC 1997	31	9	4	44	19.38
11	SHIMA Mikoto		OS		1.75	65	292	275	18 JAN 1999	60	3	3	66	29.07
12	IKEYA Yuka		L		1.56	55	260	255	27 DEC 1997	0	0	0	0	0

Coach NEMOTO Ken

Assistant YUZAWA Yoshitaka / KOMATA Miki

Phase	Opponent	Sets	Points per Set
Preliminary - Group D	SUI	3 - 0	25 - 15, 25 - 14, 25 - 13
Preliminary - Group D	ITA	3 - 1	25 - 21, 22 - 25, 26 - 24, 26 - 24
Preliminary - Group D	USA	3 - 0	25 - 15, 25 - 18, 25 - 23
Quarter-finals	GER	3 - 0	25 - 19, 25 - 22, 25 - 18
Semi-finals	RUS	1 - 3	25 - 21, 24 - 26, 19 - 25, 21 - 25

HUN - Hungary

Shirt colour: Green

No.	Name	Shirt Name	Pos.	Han.	Height	Weight	Highest Reach		Date of Birth	Tournament Totals				
							Spike cm	Block cm		Spike	Block	Serve	Total	%
1	VEZSENYI Adrienn		WS		1.72	60	0	0	15 OCT 1997	1	0	0	1	0.57
2	TOTH Fruzsina		L		1.63	65	0	0	30 DEC 1999	0	0	0	0	0
6	VILLAM Csenge		MB		1.76	74	0	0	23 MAY 1999	0	1	1	2	1.14
7	ZOLYOMI Rebeka		MB		1.92	70	0	0	6 OCT 1995	18	7	1	26	14.86
8	TOTH Dalma		WS		1.62	63	0	0	30 DEC 1999	0	0	0	0	0
9	CICIC Marija		S		1.84	66	0	0	10 AUG 1999	2	1	1	4	2.29
10	KISS Greta		WS		1.82	75	0	0	6 MAY 1998	31	1	2	34	19.43
12	RICZKO Gabriella		WS		1.78	70	0	0	31 JUL 1999	0	0	0	0	0
13	VILLAM Lilla		OS		1.78	76	0	0	3 JUN 1997	34	5	4	43	24.57
14	NEMETH Anett		OS		1.86	73	0	0	13 DEC 1999	101	4	11	116	66.29
16	GYIMES Zsolt		MB		1.82	67	0	0	14 AUG 1996	32	12	2	46	26.29
17	BLEICHER Reka (C)		S		1.87	69	0	0	15 OCT 1995	9	2	7	18	10.29

Coach LEISZT Mate

Assistant BOCZ David

Phase	Opponent	Sets	Points per Set
Preliminary - Group C	CZE	3 - 2	14 - 25, 25 - 19, 30 - 28, 24 - 26, 15 - 7
Preliminary - Group C	ARG	3 - 0	25 - 20, 25 - 22, 25 - 19
Preliminary - Group C	TPE	3 - 1	25 - 15, 16 - 25, 25 - 19, 25 - 21
Quarter-finals	CAN	3 - 0	25 - 17, 25 - 13, 25 - 18
Semi-finals	ITA	0 - 3	15 - 25, 16 - 25, 16 - 25

LEGEND

%	Percentage of total team score	(C)	Team Captain	BH	Both Handed	F1	Gold-medal Match	F3	Bronze-medal Match
Han.	Handedness	L	Libero	LH	Left Handed	MB	Middle blocker	No.	Shirt Number
S	Setter	SFL	Semi-finals	WS	Outside hitter	QF	Quarter-finals	RH	Right Handed



FRI 12 JUL 2019

Start Time 17:30 - End Time 19:39

Match Duration: 2h9

Play by Play

JPN vs HUN
3 2

Team	Sets	1	2	3	4	5	Total
JPN	3	25	25	20	18	15	103
HUN	2	19	20	25	25	10	99
	Playing Time	26min	24min	26min	24min	16min	1h56

First Referee: CAMERON (CAN)

Second Referee: KELLEMBERGER (GER)

1st Set

Rally	JPN - Japan				Lead	Score	Lead	HUN - Hungary			
1	Serve	9	Serve Hit	+		0-1	1				
2	Spike	10	Spike	+		1-1		Serve	7		Serve Hit
3	Serve	1	Ace Opp. Error					Reception	13		Reception Fault
4	Point	TEAM	Point	+	1	2-1					
5	Serve	1	Fault								
6				+		2-2					Opp. Error
7				+		2-3	1	Serve	14		Serve Hit
8	Serve	10	Serve Hit	+		3-4	1	Spike	10		Spike
9	Spike	11	Spike	+		4-4		Serve	10		Serve Hit
10	Serve	11	Serve Hit Opp. Error					Spike	14		Fault
11	Point	TEAM	Point	+	1	5-4					
12	Serve	11	Serve Hit	+		5-5		Spike	14		Spike
13	Reception	4	Reception Fault					Serve	16		Ace Opp. Error
14						5-6	1	+ Point	TEAM		Point
15	Reception	7	Reception Fault					Serve	16		Ace Opp. Error
16						5-7	2	+ Point	TEAM		Point
17	Spike	7	Spike	+		6-7	1	Serve	16		Serve Hit
18	Serve	4	Serve Hit								
19	Block	7	Fault	+		6-8	2	Spike	7		Spike Opp. Error
20	Dig	4	Fault					Serve	17		Serve Hit
21				+		6-9	3	Spike	14		Spike
22	Point	TEAM	Point	+				Serve	17		Serve Hit
23	Serve	7	Serve Hit Opp. Error			7-10	3	Spike	14		Fault



FRI 12 JUL 2019

Start Time 17:30 - End Time 19:39

Match Duration: 2h9

Play by Play

1st Set

Rally	JPN - Japan				Lead	Score	Lead	HUN - Hungary		
24	Point	TEAM	Point	+		8-10	2			
25	Serve	7	Ace					Reception	10	Reception Fault
26	Point	TEAM	Point	+		9-10	1			Time Out
27	Serve	7	Serve Hit					Dig	2	Fault
	Spike	4	Spike			10-10				
			Opp. Error	+						
28	Serve	7	Serve Hit					Spike	14	Spike Fault
			Opp. Error					Dig	2	Fault
29	Point	TEAM	Point	+	1	11-10				
30	Serve	7	Serve Hit					Dig	2	Fault
	Spike	1	Spike			12-10				
			Opp. Error	+	2					
31	Serve	7	Serve Hit					Spike	14	Fault
			Opp. Error							
32	Point	TEAM	Point	+	3	13-10				
33	Serve	7	Serve Hit					Spike	7	Spike
				+	2	13-11		Serve	13	Serve Hit
34	Spike	1	Spike					Dig	14	Fault
			Opp. Error	+	3	14-11				
35	Serve	9	Serve Hit					Spike	7	Spike
	Block	10	Fault			14-12		Sub.	7	Out
				+	2			Sub.	12	In
36						14-13		Serve	12	Serve Hit
				+	1			Serve	12	Serve Hit
37	Spike	4	Spike					Dig	17	Fault
			Opp. Error	+	2	15-13				
38	Serve	1	Serve Hit							
	Spike	10	Spike			16-13				
				+	3					
39	Serve	1	Serve Hit					Block	14	Kill Block
	Spike	4	Fault					Point	TEAM	Point
40						16-14		Serve	14	Serve Hit
	Spike	4	Spike			17-14				
				+	3					
42	Serve	10	Serve Hit					Block	17	Fault
	Spike	4	Spike			18-14				
			Opp. Error	+	4					Time Out
43	Serve	10	Serve Hit					Spike	16	Spike
	Dig	10	Fault			18-15		Opp. Error		Opp. Error
				+	3			Serve	10	Serve Hit
44	Spike	1	Spike					Dig	2	Fault
			Opp. Error	+	4	19-15				
45	Serve	11	Serve Hit					Spike	16	Fault
	Block	4	Kill Block							



FRI 12 JUL 2019

Play by Play

Start Time 17:30 - End Time 19:39

Match Duration: 2h9

1st Set

Rally	JPN - Japan				Lead	Score	Lead	HUN - Hungary		
46	Point	TEAM	Point	+	5	20-15		Sub.	9	In
								Sub.	17	Out
47	Serve	11	Serve Hit							Opp. Error
	Spike	4	Fault							
48					4	20-16		+	Point	TEAM
								Sub.	7	In
								Sub.	12	Out
49	Reception	1	Reception Fault					Serve	16	Ace
										Opp. Error
50					3	20-17		+	Point	TEAM
51	Spike	11	Spike	+	4	21-17		Serve	16	Serve Hit
52	Serve	4	Ace							Opp. Error
			Opp. Error					Reception	10	Reception Fault
53	Point	TEAM	Point	+	5	22-17				
54	Serve	4	Serve Hit							
				+	4	22-18		Spike	7	Spike
55	Spike	1	Spike	+	5	23-18		Serve	9	Serve Hit
56	Serve	7	Serve Hit							Spike
	Block	9	Fault					Spike	14	Opp. Error
				+	4	23-19				
57	Spike	1	Spike	+	5	24-19		Serve	13	Serve Hit
58	Serve	9	Serve Hit							
	Block	10	Kill Block					Spike	14	Fault
59	Point	TEAM	Point	+	6	25-19				

2nd Set

Rally	JPN - Japan				Lead	Score	Lead	HUN - Hungary		
1	Block	1	Fault	+		0-1	1	Serve	13	Serve Hit
								Spike	10	Spike
2				+		0-2	2			Opp. Error
								Serve	13	Serve Hit
3				+		1-2	1	Spike	10	Spike
			Opp. Error					Serve	13	Fault
4	Serve	1	Serve Hit							
	Block	4	Fault					Spike	14	Spike
				+		1-3	2			Opp. Error
5	Spike	11	Spike	+		2-3	1	Serve	7	Serve Hit
6	Serve	10	Fault							
				+		2-4	2			Opp. Error
7	Block	11	Fault					Serve	14	Serve Hit
				+		2-5	3	Spike	10	Spike
8				+		3-5	2			Opp. Error
				+				Serve	14	Serve Hit
9	Serve	11	Serve Hit	+		4-5	1			



FRI 12 JUL 2019

Play by Play

Start Time 17:30 - End Time 19:39

Match Duration: 2h9

2nd Set

Rally	JPN - Japan			Lead	Score	Lead	HUN - Hungary		
10	Serve	11	Serve Hit	+	5-5				
11	Serve	11	Serve Hit						
12			Opp. Error	+	5-6	1	Spike	16	Spike
13	Serve	4	Fault		6-6		Serve	10	Fault
14			Opp. Error	+	6-7	1			Opp. Error
15	Serve	9	Spike	+	7-7		Serve	16	Serve Hit
16	Serve	7	Ace						
17	Point	TEAM	Opp. Error	+	8-7		Reception	10	Reception Fault
18	Serve	7	Point	+	8-8				
19	Serve	10	Serve Hit				Spike	14	Spike
20	Spike	9	Opp. Error	+	9-8	1	Serve	17	Serve Hit
21	Serve	9	Serve Hit				Block	7	Fault
22	Dig	9	Fault	+	9-9				
23	Serve	11	Fault				Serve	13	Serve Hit
24	Spike	1	Spike	+	9-10	1	+ Point	TEAM	Point
25	Serve	1	Serve Hit				Serve	13	Serve Hit
26	Block	4	Fault	+	10-10				
27	Serve	11	Serve Hit				Spike	14	Spike
28	Spike	11	Spike	+	10-11	1		7	Serve Hit
29	Serve	10	Serve Hit				Serve	13	Serve Hit
30	Serve	4	Spike	+	11-11		Spike	16	Spike
31	Serve	11	Serve Hit				Serve	14	Serve Hit
32	Block	7	Fault	+	11-12	1			
33	Serve	4	Spike	+	12-12		Serve	10	Serve Hit
34	Serve	11	Serve Hit				Spike	10	Spike
35	Block	7	Fault	+	12-13	1			Opp. Error
36	Serve	7	Serve Hit				Serve	10	Serve Hit
37	Serve	4	Fault	+	13-13				
38	Serve	7	Serve Hit				Serve	10	Serve Hit
39	Serve	4	Fault	+	13-14	1			Opp. Error
40	Serve	1	Spike	+	14-14		Serve	16	Serve Hit
41	Serve	7	Ace						
42	Serve	7	Opp. Error				Reception	10	Reception Fault
43	Point	TEAM	Point	+	15-14				
44	Serve	7	Ace				Reception	10	Reception Fault
45	Point	TEAM	Point	+	16-14				
46	Serve	7	Serve Hit	+	16-15				
47	Serve	7	Serve Hit	+			Serve	17	Serve Hit
48	Serve	1	Spike				Block	14	Fault
49	Serve	1	Opp. Error	+	17-15				



FRI 12 JUL 2019

Play by Play

Start Time 17:30 - End Time 19:39

Match Duration: 2h9

2nd Set

Rally	JPN - Japan			Lead	Score	Lead	HUN - Hungary		
37	Serve	9	Serve Hit				Spike	14	Fault
	Block	11	Kill Block						
38	Point	TEAM	Point	+	3	18-15			
									Time Out
39	Serve	9	Serve Hit				Spike	14	Spike
	Block	11	Fault	+	2	18-16			Opp. Error
40	Spike	11	Spike	+	3	19-16	Serve	13	Serve Hit
			Opp. Error	+	2	19-17	Dig	10	Fault
41	Serve	1	Serve Hit				Spike	7	Spike
	Block	10	Fault	+	2	19-17			Opp. Error
							Sub.	7	Out
							Sub.	12	In
42	Spike	10	Spike	+	3	20-17	Serve	12	Serve Hit
43	Serve	10	Fault	+	2	20-18			Opp. Error
44	Spike	11	Spike	+	3	21-18	Serve	14	Serve Hit
			Opp. Error	+	2	21-19	Block	16	Fault
45	Serve	11	Serve Hit				Spike	14	Spike
	Block	1	Fault	+	2	21-19			Opp. Error
46	Spike	9	Spike	+	3	22-19	Serve	10	Serve Hit
	Sub.	3	In						
	Sub.	11	Out						
	Sub.	8	In						
	Sub.	9	Out						
47	Serve	4	Ace				Reception	10	Reception Fault
			Opp. Error						
48	Point	TEAM	Point	+	4	23-19			Time Out
49	Serve	4	Serve Hit						
	Spike	7	Spike	+	5	24-19			
50	Serve	4	Fault	+	4	24-20			Opp. Error
							Sub.	7	In
							Sub.	12	Out
51	Spike	1	Spike	+	5	25-20	Serve	16	Serve Hit
			Opp. Error				Block	17	Fault

3rd Set

Rally	JPN - Japan			Lead	Score	Lead	HUN - Hungary		
1	Serve	9	Serve Hit				Block	14	Kill Block
	Spike	1	Fault						
2					0-1	1	+ Point	TEAM	Point



FRI 12 JUL 2019

Play by Play

Start Time 17:30 - End Time 19:39

Match Duration: 2h9

3rd Set

Rally	JPN - Japan				Lead	Score	Lead	HUN - Hungary		
3	Spike	11	Spike	Opp. Error	+	1-1		Serve	7	Serve Hit
								Block	14	Fault
4	Serve	1	Serve Hit							
	Block	10	Fault			1-2	1	Spike	16	Spike
										Opp. Error
5			Opp. Error		+	2-2		Serve	14	Fault
6	Serve	10	Ace							
			Opp. Error					Reception	10	Reception Fault
7	Point	TEAM	Point		+	3-2				
8	Serve	10	Serve Hit							
	Dig	10	Fault			3-3		Spike	14	Spike
					+					Opp. Error
9	Dig	12	Fault			3-4	1	Serve	10	Serve Hit
					+			Spike	1	Spike
						4-4		Serve	10	Opp. Error
			Opp. Error		+					Fault
11	Serve	11	Serve Hit							
	Spike	4	Spike			5-4	1	Block	17	Fault
			Opp. Error		+					
12	Serve	11	Serve Hit							
	Block	7	Fault			5-5		Spike	14	Spike
					+					Opp. Error
13			Fault					Serve	16	Serve Hit
	Spike	4								Opp. Error
14						5-6	1	+ Point	TEAM	Point
15								Serve	16	Serve Hit
	Spike	4	Spike			6-6		Block	14	Fault
			Opp. Error		+					
16	Serve	4	Serve Hit							
	Spike	4	Spike		+	7-6	1			
17	Serve	4	Serve Hit							
	Spike	7	Spike			8-6	2	Block	1	Fault
			Opp. Error		+					
18	Serve	4	Serve Hit							
	Spike	7	Spike		+	9-6	3			
19	Serve	4	Fault							
					+	9-7	2			Opp. Error
20								Serve	17	Serve Hit
					+	9-8	1	Spike	14	Spike
21								Serve	17	Fault
			Opp. Error		+	10-8	2			
22	Serve	7	Serve Hit							
	Dig	11	Fault			10-9	1	Spike	7	Spike
					+					Opp. Error
23			Fault					Serve	1	Serve Hit
	Spike	1						Block	14	Kill Block
24						10-10		+ Point	TEAM	Point
25					+	10-11	1	Serve	1	Serve Hit



FRI 12 JUL 2019

Play by Play

Start Time 17:30 - End Time 19:39

Match Duration: 2h9

3rd Set

Rally	JPN - Japan			Lead	Score	Lead	HUN - Hungary		
26	Spike	1	Spike	+	11-11		Serve	1	Serve Hit
27	Serve	9	Serve Hit		11-12	1	Spike	7	Spike
28	Spike	11	Fault		11-13	2	Serve	7	Serve Hit
29			Time Out				+ Point	TEAM	Opp. Error
30	Spike	11	Fault		11-14	3	Serve	7	Serve Hit
31							Block	14	Kill Block
32	Spike	11	Spike		12-14	2	+ Point	TEAM	Point
33	Serve	1	Opp. Error	+	12-15	3	Serve	7	Serve Hit
34	Block	11	Fault		12-16	4	Dig	10	Fault
35	Serve	1	Fault	+	13-16	3			Opp. Error
36	Spike	10	Spike	+	14-16	2	Serve	14	Serve Hit
37	Serve	10	Ace				Reception	10	Reception Fault
38	Point	TEAM	Opp. Error		15-16	1			
39	Serve	10	Serve Hit	+	15-17	2	Block	16	Fault
40	Spike	4	Spike	+	16-17	1			Time Out
41	Sub.	3	In				Serve	10	Opp. Error
42	Sub.	11	Out						Serve Hit
43	Sub.	8	In				Spike	14	Spike
44	Sub.	9	Out						Opp. Error
45	Serve	3	Serve Hit		16-18	2	+ Point	TEAM	Point
46	Spike	4	Fault		16-19	3	Serve	16	Serve Hit
47	Dig	1	Fault	+	17-19	2	Spike	10	Spike
48			Time Out						Opp. Error
49			Opp. Error	+	17-20	3	Serve	17	Fault
50	Serve	4	Serve Hit	+	18-20	2			
51			Opp. Error	+	18-21	3	Spike	14	Spike
52	Serve	7	Serve Hit						Opp. Error
53	Block	8	Fault	+					



FRI 12 JUL 2019

Play by Play

Start Time 17:30 - End Time 19:39

Match Duration: 2h9

3rd Set

Rally	JPN - Japan			Lead	Score	Lead	HUN - Hungary		
48	Spike	8	Fault				Serve	1	Serve Hit
49					18-22	4	+ Point	TEAM	Opp. Error
	Sub.	8	Out						Point
	Sub.	9	In						
	Sub.	3	Out						
	Sub.	11	In						
50	Block	1	Fault				Serve	1	Serve Hit
				+	18-23	5	Spike	14	Spike
51				+	18-24	6	Serve	1	Serve Hit
							Spike	10	Spike
52							Serve	1	Fault
			Opp. Error	+	19-24	5			
							Sub.	1	Out
							Sub.	8	In
53	Serve	9	Serve Hit						
			Opp. Error				Spike	14	Fault
54	Point	TEAM	Point	+	20-24	4			
55	Serve	9	Serve Hit						
				+	20-25	5	Spike	7	Spike

4th Set

Rally	JPN - Japan			Lead	Score	Lead	HUN - Hungary		
1	Spike	11	Spike	+	1	1-0	Serve	1	Serve Hit
2	Serve	1	Serve Hit						
	Spike	11	Fault				Block	7	Kill Block
3					1-1		+ Point	TEAM	Point
4	Spike	10	Spike				Serve	7	Serve Hit
			Opp. Error	+	1	2-1	Block	16	Fault
5	Serve	10	Fault						Opp. Error
				+		2-2			
6						2-3	1	Serve	14
				+			Spike	10	Serve Hit
7	Spike	4	Fault				Serve	14	Serve Hit
							Block	16	Kill Block
8					2-4	2	+ Point	TEAM	Point
9	Reception	4	Reception Fault				Serve	14	Ace
									Opp. Error
10					2-5	3	+ Point	TEAM	Point
			Time Out						
11							Serve	14	Serve Hit
			Opp. Error				Spike	16	Fault
12	Point	TEAM	Point	+	3-5	2			
13	Serve	11	Serve Hit						
				+	3-6	3	Spike	10	Spike
14	Spike	7	Spike				Serve	10	Serve Hit
				+	4-6	2			



FRI 12 JUL 2019

Play by Play

Start Time 17:30 - End Time 19:39

Match Duration: 2h9

4th Set

Rally	JPN - Japan				Lead	Score	Lead	HUN - Hungary		
15	Serve	4	Fault			4-7	3			Opp. Error
16				+		4-8	4	Serve	16	Serve Hit
17				+				Spike	1	Spike
18	Spike	1	Fault					Serve	16	Serve Hit
19						4-9	5	+ Point	TEAM	Point
20	Spike	9	Spike	+		5-9	4	Serve	16	Serve Hit
21	Serve	7	Fault			5-10	5			Opp. Error
22	Spike	1	Spike	+		6-10	4	Serve	17	Serve Hit
23	Serve	9	Serve Hit			6-11	5	Spike	7	Spike
24	Spike	1	Spike	+		7-11	4	Serve	1	Serve Hit
25	Serve	1	Serve Hit					Block	10	Fault
26	Point	TEAM	Point	+		8-11	3	Spike	14	Fault
27	Serve	1	Serve Hit			8-12	4			
28	Spike	4	Fault					Spike	7	Spike
29				+		8-13	5	Serve	7	Serve Hit
30								Block	14	Kill Block
31						8-14	6	+ Point	TEAM	Point
32								Serve	7	Ace
33	Reception	5	Reception Fault					Opp. Error		Opp. Error
34	Sub.	4	Out			8-14	6	+ Point	TEAM	Point
35	Sub.	5	In							
36	Dig	9	Fault					Serve	7	Serve Hit
37				+		8-15	7	Spike	14	Spike
38	Spike	5	Spike	+				Serve	7	Serve Hit
39	Serve	10	Serve Hit			9-15	6	Block	16	Fault
40	Serve	10	Serve Hit			9-16	7			
41	Spike	11	Fault					Spike	16	Spike
42						9-17	8	Serve	14	Serve Hit
43						9-18	9	Spike	10	Spike
44				+		10-18	8	Serve	14	Fault
45	Serve	11	Serve Hit							
46				+		10-19	9	Spike	16	Spike
47	Spike	7	Spike	+		11-19	8	Serve	10	Serve Hit



FRI 12 JUL 2019

Play by Play

Start Time 17:30 - End Time 19:39

Match Duration: 2h9

4th Set

Rally	JPN - Japan			Lead	Score	Lead	HUN - Hungary		
40	Serve	5	Serve Hit	+	11-20	9	Spike	16	Spike
41	Spike	7	Spike Opp. Error	+	12-20	8	Serve Block	16 7	Serve Hit Fault
42	Serve	7	Fault	+	12-21	9			Opp. Error
43	Spike	10	Spike Opp. Error	+	13-21	8	Serve Block	17 7	Serve Hit Fault
44	Serve	9	Serve Hit Opp. Error				Spike	14	Fault
45	Point	TEAM	Point	+	14-21	7			
46	Serve Spike	9 1	Serve Hit Spike Opp. Error	+	15-21	6	Block	7	Fault
									Time Out
47	Serve Spike	9 10	Serve Hit Spike Opp. Error	+	16-21	5	Block	7	Fault
48	Serve	9	Serve Hit Opp. Error				Spike	14	Fault
49	Point	TEAM	Point	+	17-21	4			Time Out
50	Serve	9	Serve Hit	+	17-22	5	Spike	1	Spike
51	Block	1	Fault	+	17-23	6	Serve Spike	1 10	Serve Hit Spike Opp. Error
52			Opp. Error	+	18-23	5	Serve	1	Fault
53	Serve	1	Serve Hit	+	18-24	6	Spike	14	Spike
							Sub.	7	Out
							Sub.	13	In
							Sub.	1	Out
							Sub.	8	In
54	Spike	10	Fault				Serve Block	13 16	Serve Hit Kill Block
55					18-25	7	+	Point	TEAM Point

5th Set

Rally	JPN - Japan			Lead	Score	Lead	HUN - Hungary		
1				+	0-1	1	Serve	1	Serve Hit
2				+	1-1		Spike	7	Spike
3	Spike	7	Spike	+			Serve	1	Serve Hit
	Serve Block	7 9	Serve Hit Fault				Spike	10	Spike
				+	1-2	1			Opp. Error



FRI 12 JUL 2019

Start Time 17:30 - End Time 19:39

Match Duration: 2h9

Play by Play

5th Set

Rally	JPN - Japan			Lead	Score	Lead	HUN - Hungary		
4	Spike	1	Spike	+	2-2		Serve	7	Serve Hit
5	Serve	9	Serve Hit		2-3	1	Spike	14	Spike
6				+	2-4	2	Serve	14	Serve Hit
7				+	3-4	1	Spike	10	Spike
8	Serve	1	Serve Hit	+	3-5	2	Serve	14	Fault
9			Opp. Error	+	4-5	1	Serve	10	Serve Hit
10	Spike	11	Spike	+	4-6	2	Serve	10	Serve Hit
11	Serve	10	Serve Hit		4-6	2	Spike	14	Spike
12				+	5-6	1	Serve	16	Serve Hit
13	Spike	7	Spike	+	5-6	1	Block	7	Fault
14	Serve	11	Serve Hit	+	6-6		Spike	14	Fault
15		TEAM	Point	+	6-7	1	Serve	1	Spike
16	Serve	11	Serve Hit		6-7	1	Serve	17	Serve Hit
17	Spike	5	Spike	+	7-7				
18	Serve	5	Serve Hit		7-7				
19	Spike	7	Spike	+	8-7	1			
20	Serve	5	Serve Hit		8-7	1			
21				+	8-8		Spike	1	Spike
22	Spike	7	Spike	+	8-8		Serve	1	Serve Hit
23	Serve	7	Serve Hit		9-8	1			
24	Spike	1	Spike	+	9-8	1			
25				+	10-8	2	Block	7	Fault
26					10-8	2			
27									Time Out
28									Time Out
29	Serve	7	Ace				Reception	10	Reception Fault
30			Opp. Error						
31	Point	TEAM	Point	+	3	11-8			
32									Time Out
33	Serve	7	Serve Hit				Spike	14	Spike
34	Block	10	Fault						Opp. Error
35				+	2	11-9			Out
36							Sub.	7	Out
37							Sub.	13	In
38				+	3	12-9	Serve	13	Serve Hit
39	Serve	9	Serve Hit						
40			Opp. Error				Spike	10	Fault
41	Point	TEAM	Point	+	4	13-9			
42							Sub.	1	Out
43							Sub.	8	In
44	Serve	9	Serve Hit						
45	Block	10	Kill Block				Spike	14	Fault



Palasele
Volleyball
Women
Bronze-medal Match
Match 47



FRI 12 JUL 2019

Play by Play

Start Time 17:30 - End Time 19:39

Match Duration: 2h9

5th Set

Rally	JPN - Japan				Lead	Score	Lead	HUN - Hungary		
27	Point	TEAM	Point	+	5	14-9				
28	Serve	9	Serve Hit							
				+	4	14-10		Spike	16	Spike
29	Spike	1	Spike					Serve	14	Serve Hit
			Opp. Error	+	5	15-10		Dig	8	Fault

LEGEND

+ Point scored by team

Opp. Opponent

Sub. Substitution





FRI 12 JUL 2019
Start Time 17:30 - End Time 19:39
Match Duration 2h9

Results
P2

JPN vs HUN
3 2

Team	Sets	1	2	3	4	5	Total
JPN	3	25	25	20	18	15	103
HUN	2	19	20	25	25	10	99
	Playing Time	26min	24min	26min	24min	16min	1h56

First Referee: CAMERON (CAN)

Second Referee: KELLEMBERGER (GER)

JPN - Japan								
No.	Name	Pos.	1	2	3	4	5	Pts
1	INOUE Arisa (C)	WS	2	2	2	2	4	18
2	SUGI Ayaka	MB						
3	SAWADA Yuka	S	11	11				
4	FURUYA Chinami	WS	5	5	5	5		12
5	SADAKANE Riho	WS				4	1	2
6	TAKASO Minami	WS						
7	OIKAWA Mayu	MB	6	6	6	6	2	17
8	TANAKA Saki	OS	9	9				
9	MATSUI Tamaki	S	1	1	1	1	3	3
10	YOKOTA Mami	MB	3	3	3	3	5	11
11	SHIMA Mikoto	OS	4	4	4	4	6	12
12	IKEYA Yuka	L	L	L	L	L	L	

HUN - Hungary								
No.	Name	Pos.	1	2	3	4	5	Pts
1	VEZSENYI Adrienn	WS			1	1	1	5
2	TOTH Fruzsina	L	L	L	L	L	L	
6	VILLAM Csenge	MB						
7	ZOLYOMI Rebeka	MB	2	2	2	2	2	14
8	TOTH Dalma	WS			1	1	1	
9	CICIC Marija	S	17					
10	KISS Greta	WS	4	4	4	4	4	15
12	RICZKO Gabriella	WS	7	7				
13	VILLAM Lilla	OS	1	1		7	7	
14	NEMETH Anett	OS	3	3	3	3	3	27
16	GYIMES Zsafia	MB	5	5	5	5	5	15
17	BLEICHER Reka (C)	S	6	6	6	6	6	

Coach NEMOTO Ken
Assistant Coach YUZAWA Yoshitaka / KOMATA Miki

Coach LEISZT Mate
Assistant Coach BOCZ David

TEAM AND PLAYER PERFORMANCES

Won	Total Atts	No. Name	Scoring Skills	Won	Total Atts	No. Name
61	149	Total Team	Spike	61	145	Total Team
17	49	1 INOUE Arisa		21	50	14 NEMETH Anett
12	20	7 OIKAWA Mayu		14	27	10 KISS Greta
11	24	11 SHIMA Mikoto		12	21	7 ZOLYOMI Rebeka
4	38	Total Team	Block	10	43	Total Team
2	9	10 YOKOTA Mami		5	10	14 NEMETH Anett
1	4	11 SHIMA Mikoto		3	11	16 GYIMES Zsafia
1	4	4 FURUYA Chinami		1	4	10 KISS Greta
10	102	Total Team	Serve	5	100	Total Team
5	21	7 OIKAWA Mayu		3	17	16 GYIMES Zsafia
2	14	10 YOKOTA Mami		1	13	7 ZOLYOMI Rebeka
2	14	4 FURUYA Chinami		1	20	14 NEMETH Anett
61		Total Team	Opp. Error	51		Total Team
136	289	Total Team	Total	127	288	Total Team
18	69	1 INOUE Arisa	Best Scorer	27	80	14 NEMETH Anett

LEGEND

- (C) Team Captain
- nn Substitute where nn = shirt number of outgoing player
- MB Middle blocker
- OS Opposite hitter
- S Setter
- n Starting line-up where n= starting position on court
- Atts Attempts
- No. Shirt Number
- Pos Playing Position
- WS Outside hitter
- L Substitute Libero
- L Libero
- Opp. Opponent
- Pts Points scored



FRI 12 JUL 2019

Start Time 17:30 - End Time 19:39

Match Duration: 2h9

Match Statistics

P3

JPN vs HUN


3 2


Team	Sets	1	2	3	4	5	Total
JPN	3	25	25	20	18	15	103
HUN	2	19	20	25	25	10	99
	Playing Time	26min	24min	26min	24min	16min	1h56


First Referee: CAMERON (CAN)

Second Referee: KELLEMBERGER (GER)

JPN - Japan

Scoring Spike	Rk	No.	Name	Spikes	Faults	Shots	Total Attempts	Eff %
	1	7	OIKAWA Mayu	12	-	8	20	60.00
	2	9	MATSUI Tamaki	3	-	3	6	50.00
	2	5	SADAKANE Riho	2	-	2	4	50.00
	4	10	YOKOTA Mami	7	1	5	13	46.15
	5	1	INOUE Arisa	17	3	29	49	28.57
	6	11	SHIMA Mikoto	11	5	8	24	25.00
		4	FURUYA Chinami	9	6	15	30	
		8	TANAKA Saki	-	1	2	3	
		2	SUGI Ayaka	-	-	-	-	
		3	SAWADA Yuka	-	-	-	-	
		6	TAKASO Minami	-	-	-	-	
		12	IKEYA Yuka	-	-	-	-	
Limit								
15.00%	Team Totals			61	16	72	149	30.20

Scoring Block	Rk	No.	Name	Kill Blocks	Faults	Rebounds	Total Attempts	Avg. by Set
	1	10	YOKOTA Mami	2	4	3	9	0.40
	2	4	FURUYA Chinami	1	2	1	4	0.25
	3	11	SHIMA Mikoto	1	3	-	4	0.20
		7	OIKAWA Mayu	-	3	6	9	
		1	INOUE Arisa	-	4	2	6	
		9	MATSUI Tamaki	-	2	3	5	
		8	TANAKA Saki	-	1	-	1	
		2	SUGI Ayaka	-	-	-	-	
		3	SAWADA Yuka	-	-	-	-	
		5	SADAKANE Riho	-	-	-	-	
		6	TAKASO Minami	-	-	-	-	
		12	IKEYA Yuka	-	-	-	-	
	Team Totals			4	19	15	38	0.80

Scoring Service	Rk	No.	Name	Aces	Faults	Serve Hits	Total Attempts	Avg. by Set
	1	7	OIKAWA Mayu	5	2	14	21	1.00
	2	4	FURUYA Chinami	2	5	7	14	0.50
	3	10	YOKOTA Mami	2	4	8	14	0.40
	4	1	INOUE Arisa	1	2	11	14	0.20
		9	MATSUI Tamaki	-	-	20	20	
		11	SHIMA Mikoto	-	-	15	15	
		5	SADAKANE Riho	-	-	3	3	
		3	SAWADA Yuka	-	-	1	1	
		2	SUGI Ayaka	-	-	-	-	
		6	TAKASO Minami	-	-	-	-	
		8	TANAKA Saki	-	-	-	-	
		12	IKEYA Yuka	-	-	-	-	
	Team Totals			10	13	79	102	2.00

Team	Opponent Errors & Team Faults	61	-		
------	-------------------------------	----	---	--	--



FRI 12 JUL 2019


Start Time 17:30 - End Time 19:39


Match Duration: 2h9


Match Statistics

P3

JPN - Japan

Non-Scoring Dig	Rk	No.	Name	Digs	Faults	Receptions	Total Attempts	Avg. by Set
		12	IKEYA Yuka	-	1	14	15	
		1	INOUE Arisa	-	1	10	11	
		9	MATSUI Tamaki	-	2	4	6	
		11	SHIMA Mikoto	-	1	5	6	
		4	FURUYA Chinami	-	1	4	5	
		10	YOKOTA Mami	-	2	2	4	
		2	SUGI Ayaka	-	-	-	-	
		3	SAWADA Yuka	-	-	-	-	
		5	SADAKANE Riho	-	-	-	-	
	6	TAKASO Minami	-	-	-	-		
	7	OIKAWA Mayu	-	-	-	-		
	8	TANAKA Saki	-	-	-	-		
Team Totals				-	8	39	47	

Non-Scoring Set	Rk	No.	Name	Running Sets	Faults	Still Sets	Total Attempts	Avg. by Set
		1	INOUE Arisa	-	-	-	-	
		2	SUGI Ayaka	-	-	-	-	
		3	SAWADA Yuka	-	-	-	-	
		4	FURUYA Chinami	-	-	-	-	
		5	SADAKANE Riho	-	-	-	-	
		6	TAKASO Minami	-	-	-	-	
		7	OIKAWA Mayu	-	-	-	-	
		8	TANAKA Saki	-	-	-	-	
		9	MATSUI Tamaki	-	-	-	-	
		10	YOKOTA Mami	-	-	-	-	
		11	SHIMA Mikoto	-	-	-	-	
		12	IKEYA Yuka	-	-	-	-	
Team Totals				-	-	-	-	

Non-Scoring Reception	Rk	No.	Name	Excellents	Faults	Serve Receptions	Total Attempts	Succ. %
	1	12	IKEYA Yuka	8	-	21	29	27.59
	2	4	FURUYA Chinami	7	2	19	28	25.00
	3	1	INOUE Arisa	5	1	15	21	23.81
		5	SADAKANE Riho	-	1	6	7	
		7	OIKAWA Mayu	-	1	1	2	
		2	SUGI Ayaka	-	-	-	-	
		3	SAWADA Yuka	-	-	-	-	
		6	TAKASO Minami	-	-	-	-	
		8	TANAKA Saki	-	-	-	-	
		9	MATSUI Tamaki	-	-	-	-	
		10	YOKOTA Mami	-	-	-	-	
	11	SHIMA Mikoto	-	-	-	-		
Limit								
25.00%	Team Totals			20	5	62	87	22.99



FRI 12 JUL 2019


Start Time 17:30 - End Time 19:39


Match Duration: 2h9


Match Statistics

P3

HUN - Hungary

Scoring Spike	Rk	No.	Name	Spikes	Faults	Shots	Total Attempts	Eff %	
	1	7	ZOLYOMI Rebeka	12	-	9	21	57.14	
	2	10	KISS Greta	14	1	12	27	48.15	
	3	1	VEZSENYI Adrienn	5	-	6	11	45.45	
	4	16	GYIMES Zsofia	9	2	7	18	38.89	
		14	NEMETH Anett	21	12	17	50		
		13	VILLAM Lilla	-	-	18	18		
		2	TOTH Fruzsina	-	-	-	-		
		6	VILLAM Csenge	-	-	-	-		
		8	TOTH Dalma	-	-	-	-		
		9	CICIC Marija	-	-	-	-		
		12	RICZKO Gabriella	-	-	-	-		
		17	BLEICHER Reka	-	-	-	-		
	Limit								
	15.00%	Team Totals			61	15	69	145	31.72

Scoring Block	Rk	No.	Name	Kill Blocks	Faults	Rebounds	Total Attempts	Avg. by Set
	1	14	NEMETH Anett	5	3	2	10	1.00
	2	16	GYIMES Zsofia	3	4	4	11	0.60
	3	7	ZOLYOMI Rebeka	1	7	4	12	0.20
	3	10	KISS Greta	1	1	2	4	0.20
		17	BLEICHER Reka	-	3	-	3	
		1	VEZSENYI Adrienn	-	1	1	2	
		13	VILLAM Lilla	-	-	1	1	
		2	TOTH Fruzsina	-	-	-	-	
		6	VILLAM Csenge	-	-	-	-	
		8	TOTH Dalma	-	-	-	-	
		9	CICIC Marija	-	-	-	-	
		12	RICZKO Gabriella	-	-	-	-	
	Team Totals				10	19	14	43

Scoring Service	Rk	No.	Name	Aces	Faults	Serve Hits	Total Attempts	Avg. by Set	
	1	16	GYIMES Zsofia	3	1	13	17	0.60	
	2	14	NEMETH Anett	1	4	15	20	0.20	
	2	7	ZOLYOMI Rebeka	1	-	12	13	0.20	
		1	VEZSENYI Adrienn	-	2	12	14		
		10	KISS Greta	-	2	9	11		
		17	BLEICHER Reka	-	2	9	11		
		13	VILLAM Lilla	-	1	9	10		
		12	RICZKO Gabriella	-	-	3	3		
		9	CICIC Marija	-	-	1	1		
		2	TOTH Fruzsina	-	-	-	-		
		6	VILLAM Csenge	-	-	-	-		
		8	TOTH Dalma	-	-	-	-		
	Team Totals				5	12	83	100	1.00

Team	Opponent Errors & Team Faults			
		51	-	



FRI 12 JUL 2019


Start Time 17:30 - End Time 19:39


Match Duration: 2h9


Match Statistics

P3

HUN - Hungary

Non-Scoring Dig	Rk	No.	Name	Digs	Faults	Receptions	Total Attempts	Avg. by Set
		2	TOTH Fruzsina	-	4	21	25	
		10	KISS Greta	-	2	4	6	
		14	NEMETH Anett	-	1	5	6	
		17	BLEICHER Reka	-	1	4	5	
		16	GYIMES Zsofia	-	-	2	2	
		1	VEZSENYI Adrienn	-	-	1	1	
		8	TOTH Dalma	-	1	-	1	
		13	VILLAM Lilla	-	-	1	1	
		6	VILLAM Csenge	-	-	-	-	
		7	ZOLYOMI Rebeka	-	-	-	-	
		9	CICIC Marija	-	-	-	-	
		12	RICZKO Gabriella	-	-	-	-	
Team Totals				-	9	38	47	

Non-Scoring Set	Rk	No.	Name	Running Sets	Faults	Still Sets	Total Attempts	Avg. by Set
		1	VEZSENYI Adrienn	-	-	-	-	
		2	TOTH Fruzsina	-	-	-	-	
		6	VILLAM Csenge	-	-	-	-	
		7	ZOLYOMI Rebeka	-	-	-	-	
		8	TOTH Dalma	-	-	-	-	
		9	CICIC Marija	-	-	-	-	
		10	KISS Greta	-	-	-	-	
		12	RICZKO Gabriella	-	-	-	-	
		13	VILLAM Lilla	-	-	-	-	
		14	NEMETH Anett	-	-	-	-	
		16	GYIMES Zsofia	-	-	-	-	
		17	BLEICHER Reka	-	-	-	-	
	Team Totals				-	-	-	-

Non-Scoring Reception	Rk	No.	Name	Excellents	Faults	Serve Receptions	Total Attempts	Succ. %
	1	2	TOTH Fruzsina	7	-	7	14	50.00
	1	13	VILLAM Lilla	7	1	6	14	50.00
	3	10	KISS Greta	18	9	25	52	34.62
	4	1	VEZSENYI Adrienn	1	-	3	4	25.00
		7	ZOLYOMI Rebeka	-	-	1	1	
		8	TOTH Dalma	-	-	1	1	
		6	VILLAM Csenge	-	-	-	-	
		9	CICIC Marija	-	-	-	-	
		12	RICZKO Gabriella	-	-	-	-	
		14	NEMETH Anett	-	-	-	-	
		16	GYIMES Zsofia	-	-	-	-	
		17	BLEICHER Reka	-	-	-	-	
	Limit							
25.00%	Team Totals			33	10	43	86	38.37

LEGEND

Avg. Average

Eff. Efficiency

No. Shirt Number

Rk Rank

Succ Success %



WED 10 JUL 2019

Start List

Start Time 12:00

CZE vs GER

P1

First Referee: KOVALCHUK (UKR)

Second Referee: GONZALES (MEX)

CZE - Czech Republic

Shirt colour: White

No.	Name	Shirt Name	Pos.	Han.	Height	Weight	Highest Reach		Date of Birth	Tournament Totals				
							Spike cm	Block cm		Spike	Block	Serve	Total	%
1	BOUSKOVA Sarka		WS		1.80	82	0	0	4 JUL 1995	36	3	1	40	28.37
3	DIATKOVA Tereza		OS		1.83	70	0	0	13 APR 1997	13	1	0	14	9.93
4	PESKOVA Veronika		MB		1.64	50	0	0	24 JUL 1994	0	0	0	0	0
5	SVODOVA Eva		WS		1.81	81	0	0	6 MAY 1997	44	5	7	56	39.72
6	SMIDOVA Nicole		S		1.80	63	0	0	20 MAR 1999	0	0	0	0	0
7	NECASOVA Michaela		MB		1.89	87	0	0	19 JUL 1999	15	9	4	28	19.86
8	SIMANOVA Pavlina (C)		MB		1.85	80	0	0	5 APR 1996	31	18	5	54	38.30
9	NOVA Lucie		WS		1.85	68	0	0	3 MAY 1996	36	5	3	44	31.21
12	POSPISILOVA Anna		S		1.79	67	0	0	22 MAR 1995	11	9	3	23	16.31
13	KVAPILOVA Katerina		MB		1.87	83	0	0	12 MAY 1995	0	1	1	2	1.42
17	SLAVIKOVA Tereza		L		1.68	64	0	0	5 AUG 1998	0	0	0	0	0
Coach BEDNAR Lubos							Assistant FOLTYN Ondrej							

Phase	Opponent	Sets	Points per Set
Preliminary - Group C	HUN	2 - 3	25 - 14, 19 - 25, 28 - 30, 26 - 24, 7 - 15
Preliminary - Group C	TPE	3 - 2	17 - 25, 21 - 25, 25 - 23, 25 - 14, 15 - 9
Preliminary - Group C	ARG	3 - 1	25 - 23, 22 - 25, 25 - 21, 25 - 12
Quarter-finals	RUS	0 - 3	25 - 27, 17 - 25, 16 - 25

GER - Germany

Shirt colour: Black

No.	Name	Shirt Name	Pos.	Han.	Height	Weight	Highest Reach		Date of Birth	Tournament Totals				
							Spike cm	Block cm		Spike	Block	Serve	Total	%
3	WILCZEK Natalie		MB		1.90	70	0	0	9 MAR 2000	1	0	1	2	1.71
5	KASTRUP Liza		WS		1.93	83	0	0	5 OCT 1999	3	2	0	5	4.27
7	BARBER Nele		WS		1.85	75	0	0	27 OCT 1994	33	3	1	37	31.62
9	ALSMEIER Lina		WS		1.89	80	0	0	29 JUN 2000	50	7	4	61	52.14
11	WESKE Emilia		OS		1.88	70	0	0	26 MAR 2001	2	0	4	6	5.13
13	IMOUDU Denise (C)		S		1.80	72	0	0	14 DEC 1995	6	2	4	12	10.26
14	LOHMANN Elisa		L		1.80	69	0	0	22 JUL 1998	0	0	0	0	0
15	GLAAB Corina		S		1.85	92	0	0	25 MAY 2000	0	0	0	0	0
16	BOCK Linda		WS		1.72	60	0	0	27 MAY 2000	8	2	0	10	8.55
17	WEITZEL Camilla		MB		1.91	78	0	0	11 JUN 2000	34	3	1	38	32.48
18	AMBROSIUS Lea		MB		1.84	92	0	0	22 MAY 2000	13	7	4	24	20.51
19	KELLER Luisa		WS		1.97	89	0	0	25 AUG 2001	43	7	9	59	50.43
Coach WAIBL Alexander							Assistant BITTER Konstantin / VOELKER Florian							

Phase	Opponent	Sets	Points per Set
Preliminary - Group B	UKR	3 - 1	25 - 23, 25 - 22, 22 - 25, 25 - 23
Preliminary - Group B	BRA	1 - 3	26 - 28, 20 - 25, 25 - 20, 19 - 25
Preliminary - Group B	CHN	3 - 1	25 - 21, 25 - 22, 18 - 25, 25 - 17
Quarter-finals	JPN	0 - 3	19 - 25, 22 - 25, 18 - 25

LEGEND

%	Percentage of total team score	(C)	Team Captain	BH	Both Handed	F1	Gold-medal Match	F3	Bronze-medal Match
Han.	Handedness	L	Libero	LH	Left Handed	MB	Middle blocker	No.	Shirt Number
S	Setter	SF58	Semifinals 5-8	SFL	Semi-finals	WS	Outside hitter	RH	Right Handed



WED 10 JUL 2019
Start Time 12:00 - End Time 14:17
Match Duration 2h17

Results

P2

CZE vs GER

2 3

Team	Sets	1	2	3	4	5	Total
CZE	2	25	25	18	13	19	100
GER	3	23	20	25	25	21	114
	Playing Time	27min	27min	24min	22min	24min	2h4

First Referee: KOVALCHUK (UKR)

Second Referee: GONZALES (MEX)

CZE - Czech Republic

No.	Name	Pos.	1	2	3	4	5	Pts
1	BOUSKOVA Sarka	WS	1	3	3	6	1	20
3	DIATKOVA Tereza	OS			9			1
4	PESKOVA Veronika	MB	5	5	5	1	1	
5	SVOBODOVA Eva	WS	4	6	6	3	4	19
6	SMIDOVA Nicole	S				12		
7	NECASOVA Michaela	MB	5	1	1	1	2	7
8	SIMANOVA Pavlina (C)	MB	2	4	4	4	5	7
9	NOVA Lucie	WS	6	2	2	2	3	10
12	POSPISILOVA Anna	S	3	5	5	5	6	4
13	KVAPILOVA Katerina	MB		1	1			1
17	SLAVIKOVA Tereza	L	L	L	L	L	L	

GER - Germany

No.	Name	Pos.	1	2	3	4	5	Pts
3	WILCZEK Natalie	MB						
5	KASTRUP Liza	WS	13				13	2
7	BARBER Nele	WS	1	1	6	1	6	20
9	ALSMEIER Lina	WS	4	16	3	4	3	20
11	WESKE Emilia	OS						
13	IMOUDU Denise (C)	S	6	6	5	6	5	3
14	LOHMANN Elisa	L	L	L	L	L	L	
15	GLAAB Corina	S	19	13			19	
16	BOCK Linda	WS	9	4	9		9	1
17	WEITZEL Camilla	MB	5	5	4	5	4	18
18	AMBROSIUS Lea	MB	2	2	1	2	1	5
19	KELLER Luisa	WS	3	3	2	3	2	19

Coach BEDNAR Lubos
Assistant Coach FOLTYN Ondrej

Coach WAIBL Alexander
Assistant Coach BITTER Konstantin / VOELKER Florian

TEAM AND PLAYER PERFORMANCES

Won	Total Atts	No. Name	Scoring Skills	Won	Total Atts	No. Name
51	129	Total Team	Spike	57	139	Total Team
19	40	1 BOUSKOVA Sarka		17	40	7 BARBER Nele
17	39	5 SVOBODOVA Eva		16	33	9 ALSMEIER Lina
5	23	9 NOVA Lucie		11	34	19 KELLER Luisa
9	45	Total Team	Block	15	45	Total Team
4	7	9 NOVA Lucie		7	16	17 WEITZEL Camilla
3	13	7 NECASOVA Michaela		3	8	9 ALSMEIER Lina
1	3	5 SVOBODOVA Eva		2	5	18 AMBROSIUS Lea
9	100	Total Team	Serve	16	114	Total Team
3	20	12 POSPISILOVA Anna		7	23	19 KELLER Luisa
2	16	8 SIMANOVA Pavlina		3	18	17 WEITZEL Camilla
1	10	1 BOUSKOVA Sarka		2	22	18 AMBROSIUS Lea
68		Total Team	Opp. Error	66		Total Team
137	274	Total Team	Total	154	298	Total Team

20	61	1 BOUSKOVA Sarka	Best Scorer	20	56	9 ALSMEIER Lina
----	----	------------------	--------------------	----	----	-----------------

LEGEND

(C)	Team Captain	n	Starting line-up where n= starting position on court	L	Substitute Libero
nn	Substitute where nn = shirt number of outgoing player	Atts	Attempts	L	Libero
MB	Middle blocker	No.	Shirt Number	Opp.	Opponent
OS	Opposite hitter	Pos	Playing Position	Pts	Points scored
S	Setter	WS	Outside hitter		



WED 10 JUL 2019

Start Time 12:00 - End Time 14:17

Match Duration: 2h17

Match Statistics

P3


CZE vs GER
2 3


Team	Sets	1	2	3	4	5	Total
CZE	2	25	25	18	13	19	100
GER	3	23	20	25	25	21	114
	Playing Time	27min	27min	24min	22min	24min	2h4


First Referee: KOVALCHUK (UKR)

Second Referee: GONZALES (MEX)

CZE - Czech Republic

Scoring Spike	Rk	No.	Name	Spikes	Faults	Shots	Total Attempts	Eff %	
	1	8	SIMANOVA Pavlina	5	1	5	11	36.36	
	2	1	BOUSKOVA Sarka	19	5	16	40	35.00	
	3	5	SVOBODOVA Eva	17	7	15	39	25.64	
	4	7	NECASOVA Michaela	4	2	3	9	22.22	
		9	NOVA Lucie	5	6	12	23		
		12	POSPISILOVA Anna	1	1	1	3		
		3	DIATKOVA Tereza	-	2	2	4		
		4	PESKOVA Veronika	-	-	-	-		
		6	SMIDOVA Nicole	-	-	-	-		
		13	KVAPILOVA Katerina	-	-	-	-		
		17	SLAVIKOVA Tereza	-	-	-	-		
	Limit								
	15.00%								
	Team Totals				51	24	54	129	20.93

Scoring Block	Rk	No.	Name	Kill Blocks	Faults	Rebounds	Total Attempts	Avg. by Set	
	1	3	DIATKOVA Tereza	1	-	1	2	1.00	
	2	9	NOVA Lucie	4	2	1	7	0.80	
	3	7	NECASOVA Michaela	3	3	7	13	0.60	
	4	5	SVOBODOVA Eva	1	1	1	3	0.20	
		1	BOUSKOVA Sarka	-	5	6	11		
		12	POSPISILOVA Anna	-	4	1	5		
		8	SIMANOVA Pavlina	-	1	3	4		
		4	PESKOVA Veronika	-	-	-	-		
		6	SMIDOVA Nicole	-	-	-	-		
		13	KVAPILOVA Katerina	-	-	-	-		
		17	SLAVIKOVA Tereza	-	-	-	-		
	Team Totals				9	16	20	45	1.80

Scoring Service	Rk	No.	Name	Aces	Faults	Serve Hits	Total Attempts	Avg. by Set	
	1	12	POSPISILOVA Anna	3	4	13	20	0.60	
	2	13	KVAPILOVA Katerina	1	1	2	4	0.50	
	3	8	SIMANOVA Pavlina	2	-	14	16	0.40	
	4	9	NOVA Lucie	1	1	15	17	0.20	
	4	5	SVOBODOVA Eva	1	2	11	14	0.20	
	4	1	BOUSKOVA Sarka	1	3	6	10	0.20	
		7	NECASOVA Michaela	-	1	16	17		
		3	DIATKOVA Tereza	-	-	2	2		
		4	PESKOVA Veronika	-	-	-	-		
		6	SMIDOVA Nicole	-	-	-	-		
		17	SLAVIKOVA Tereza	-	-	-	-		
	Team Totals				9	12	79	100	1.80

Team	Opponent Errors & Team Faults	68	-		
------	-------------------------------	----	---	--	--



WED 10 JUL 2019


Start Time 12:00 - End Time 14:17


Match Duration: 2h17


Match Statistics

P3

CZE - Czech Republic

Non-Scoring Dig	Rk	No.	Name	Digs	Faults	Receptions	Total Attempts	Avg. by Set	
		17	SLAVIKOVA Tereza	-	5	9	14		
		1	BOUSKOVA Sarka	-	1	3	4		
		7	NECASOVA Michaela	-	3	1	4		
		12	POSPISILOVA Anna	-	1	3	4		
		5	SVOBODOVA Eva	-	-	2	2		
		3	DIATKOVA Tereza	-	-	-	-		
		4	PESKOVA Veronika	-	-	-	-		
		6	SMIDOVA Nicole	-	-	-	-		
		8	SIMANOVA Pavlina	-	-	-	-		
		9	NOVA Lucie	-	-	-	-		
		13	KVAPILOVA Katerina	-	-	-	-		
	Team Totals				-	10	18	28	

Non-Scoring Set	Rk	No.	Name	Running Sets	Faults	Still Sets	Total Attempts	Avg. by Set	
		1	BOUSKOVA Sarka	-	1	-	1		
		6	SMIDOVA Nicole	-	1	-	1		
		12	POSPISILOVA Anna	-	1	-	1		
		17	SLAVIKOVA Tereza	-	1	-	1		
		3	DIATKOVA Tereza	-	-	-	-		
		4	PESKOVA Veronika	-	-	-	-		
		5	SVOBODOVA Eva	-	-	-	-		
		7	NECASOVA Michaela	-	-	-	-		
		8	SIMANOVA Pavlina	-	-	-	-		
		9	NOVA Lucie	-	-	-	-		
		13	KVAPILOVA Katerina	-	-	-	-		
	Team Totals				-	4	-	4	

Non-Scoring Reception	Rk	No.	Name	Excellents	Faults	Serve Receptions	Total Attempts	Succ. %	
	1	1	BOUSKOVA Sarka	11	10	17	38	28.95	
		5	SVOBODOVA Eva	7	3	26	36		
		17	SLAVIKOVA Tereza	1	2	17	20		
		4	PESKOVA Veronika	-	-	3	3		
		7	NECASOVA Michaela	-	1	1	2		
		12	POSPISILOVA Anna	-	-	1	1		
		3	DIATKOVA Tereza	-	-	-	-		
		6	SMIDOVA Nicole	-	-	-	-		
		8	SIMANOVA Pavlina	-	-	-	-		
		9	NOVA Lucie	-	-	-	-		
		13	KVAPILOVA Katerina	-	-	-	-		
	Limit								
	25.00%	Team Totals				19	16	65	100



WED 10 JUL 2019


Start Time 12:00 - End Time 14:17


Match Duration: 2h17


Match Statistics

P3

GER - Germany

Scoring Spike	Rk	No.	Name	Spikes	Faults	Shots	Total Attempts	Eff %	
	1	13	IMOUDU Denise	2	-	-	2	100.00	
	2	5	KASTRUP Liza	2	-	1	3	66.67	
	3	17	WEITZEL Camilla	8	1	9	18	38.89	
	4	9	ALSMEIER Lina	16	5	12	33	33.33	
	5	7	BARBER Nele	17	6	17	40	27.50	
		19	KELLER Luisa	11	6	17	34		
		18	AMBROSIUS Lea	1	1	1	3		
		16	BOCK Linda	-	3	3	6		
		3	WILCZEK Natalie	-	-	-	-		
		11	WESKE Emilia	-	-	-	-		
		14	LOHMANN Elisa	-	-	-	-		
		15	GLAAB Corina	-	-	-	-		
	Limit								
	15.00%	Team Totals			57	22	60	139	25.18

Scoring Block	Rk	No.	Name	Kill Blocks	Faults	Rebounds	Total Attempts	Avg. by Set	
	1	17	WEITZEL Camilla	7	5	4	16	1.40	
	2	9	ALSMEIER Lina	3	2	3	8	0.60	
	3	18	AMBROSIUS Lea	2	1	2	5	0.40	
	4	16	BOCK Linda	1	-	-	1	0.25	
	5	19	KELLER Luisa	1	3	1	5	0.20	
	5	7	BARBER Nele	1	1	2	4	0.20	
		13	IMOUDU Denise	-	5	1	6		
		3	WILCZEK Natalie	-	-	-	-		
		5	KASTRUP Liza	-	-	-	-		
		11	WESKE Emilia	-	-	-	-		
		14	LOHMANN Elisa	-	-	-	-		
		15	GLAAB Corina	-	-	-	-		
	Team Totals				15	17	13	45	3.00

Scoring Service	Rk	No.	Name	Aces	Faults	Serve Hits	Total Attempts	Avg. by Set	
	1	19	KELLER Luisa	7	-	16	23	1.40	
	2	17	WEITZEL Camilla	3	1	14	18	0.60	
	3	18	AMBROSIUS Lea	2	2	18	22	0.40	
	3	7	BARBER Nele	2	4	11	17	0.40	
	5	9	ALSMEIER Lina	1	4	10	15	0.20	
	5	13	IMOUDU Denise	1	2	12	15	0.20	
		15	GLAAB Corina	-	-	4	4		
		3	WILCZEK Natalie	-	-	-	-		
		5	KASTRUP Liza	-	-	-	-		
		11	WESKE Emilia	-	-	-	-		
		14	LOHMANN Elisa	-	-	-	-		
		16	BOCK Linda	-	-	-	-		
	Team Totals				16	13	85	114	3.20

Team	Opponent Errors & Team Faults			
		66	-	



WED 10 JUL 2019


Start Time 12:00 - End Time 14:17


Match Duration: 2h17


Match Statistics

P3

GER - Germany

Non-Scoring Dig	Rk	No.	Name	Digs	Faults	Receptions	Total Attempts	Avg. by Set
		14	LOHMANN Elisa	-	4	11	15	
		7	BARBER Nele	-	3	5	8	
		9	ALSMEIER Lina	-	2	1	3	
		13	IMOUDU Denise	-	-	3	3	
		17	WEITZEL Camilla	-	-	3	3	
		18	AMBROSIUS Lea	-	1	1	2	
		19	KELLER Luisa	-	-	2	2	
		15	GLAAB Corina	-	1	-	1	
		16	BOCK Linda	-	-	1	1	
		3	WILCZEK Natalie	-	-	-	-	
		5	KASTRUP Liza	-	-	-	-	
		11	WESKE Emilia	-	-	-	-	
Team Totals				-	11	27	38	

Non-Scoring Set	Rk	No.	Name	Running Sets	Faults	Still Sets	Total Attempts	Avg. by Set
		13	IMOUDU Denise	-	2	-	2	
		14	LOHMANN Elisa	-	1	-	1	
		15	GLAAB Corina	-	1	-	1	
		3	WILCZEK Natalie	-	-	-	-	
		5	KASTRUP Liza	-	-	-	-	
		7	BARBER Nele	-	-	-	-	
		9	ALSMEIER Lina	-	-	-	-	
		11	WESKE Emilia	-	-	-	-	
		16	BOCK Linda	-	-	-	-	
		17	WEITZEL Camilla	-	-	-	-	
		18	AMBROSIUS Lea	-	-	-	-	
		19	KELLER Luisa	-	-	-	-	
Team Totals				-	4	-	4	

Non-Scoring Reception	Rk	No.	Name	Excellents	Faults	Serve Receptions	Total Attempts	Succ. %
	1	19	KELLER Luisa	2	-	3	5	40.00
	2	7	BARBER Nele	9	1	20	30	30.00
	3	14	LOHMANN Elisa	5	2	10	17	29.41
	4	9	ALSMEIER Lina	7	5	14	26	26.92
		16	BOCK Linda	1	1	7	9	
		17	WEITZEL Camilla	-	-	1	1	
		3	WILCZEK Natalie	-	-	-	-	
		5	KASTRUP Liza	-	-	-	-	
		11	WESKE Emilia	-	-	-	-	
		13	IMOUDU Denise	-	-	-	-	
		15	GLAAB Corina	-	-	-	-	
		18	AMBROSIUS Lea	-	-	-	-	
Limit								
25.00%	Team Totals			24	9	55	88	27.27

LEGEND

Avg. Average

Eff. Efficiency

No. Shirt Number

Rk Rank

Succ Success %



WED 10 JUL 2019

Start List

Start Time 14:30

CAN vs BRA

P1

First Referee: WANG JUN (CHN)

Second Referee: HALASZ (HUN)

CAN - Canada

Shirt colour: White

No.	Name	Shirt Name	Pos.	Han.	Height	Weight	Highest Reach		Date of Birth	Tournament Totals				
							Spike cm	Block cm		Spike	Block	Serve	Total	%
1	BUJAN Cassie		L		1.68	60	214	211	25 APR 1996	0	0	0	0	0
2	WALSH Mariah (C)		S		1.70	66	220	220	9 OCT 1994	0	1	1	2	2.27
3	DORMANN Alina		OS		1.85	70	243	241	8 AUG 1997	9	8	0	17	19.32
5	LIVINGSTON Caroline		WS		1.88	65	243	240	2 APR 1996	14	5	1	20	22.73
6	MOORE Julie		WS		1.79	67	229	229	27 SEP 1999	0	0	0	0	0
7	BABIN Maude		WS		1.82	70	240	237	14 AUG 1997	3	3	0	6	6.82
8	WHITE Kory		OS		1.80	62	242	241	23 JAN 1998	31	4	2	37	42.05
10	HERBIN-BAKER Courtney		S		1.88	96	238	238	14 JUL 1997	0	1	7	8	9.09
12	VINNELL Beth		MB		1.85	85	243	242	18 MAR 1996	10	5	2	17	19.32
13	JARMAN Vanessa		MB		1.88	75	244	240	25 SEP 1998	4	1	2	7	7.95
14	VELTMAN Kelsey		MB		1.88	77	238	237	2 APR 1996	17	14	3	34	38.64
16	HOWE Hilary		WS		1.86	77	245	242	16 JUN 1998	29	11	3	43	48.86

Coach EISLER Laurie

Assistant SCOTT Rick / RATUSHNIAK Ryan

Phase	Opponent	Sets	Points per Set
Preliminary - Group A	MEX	3 - 0	25 - 20, 25 - 14, 25 - 22
Preliminary - Group A	THA	3 - 0	28 - 26, 25 - 22, 25 - 16
Preliminary - Group A	RUS	1 - 3	17 - 25, 25 - 19, 21 - 25, 15 - 25
Quarter-finals	HUN	0 - 3	17 - 25, 13 - 25, 18 - 25

BRA - Brazil

Shirt colour: Blue

No.	Name	Shirt Name	Pos.	Han.	Height	Weight	Highest Reach		Date of Birth	Tournament Totals				
							Spike cm	Block cm		Spike	Block	Serve	Total	%
1	OLIVEIRA Verena		WS		1.70	57	0	0	3 NOV 1996	2	0	0	2	1.32
2	ALECRIM Diana		MB		1.94	69	0	0	22 FEB 1999	25	17	1	43	28.48
3	PENA Gabriella		MB		1.84	79	0	0	28 OCT 1995	1	0	0	1	0.66
4	SILVA Natalia		WS		1.93	72	0	0	31 MAR 1995	38	2	1	41	27.15
5	SOUZA Karina		WS		1.79	69	0	0	30 NOV 1998	26	2	5	33	21.85
8	BRAUN Viviane		WS		1.75	66	0	0	17 OCT 1997	7	0	1	8	5.30
9	MEDEIROS Lyara (C)		S		1.82	67	0	0	19 SEP 1996	6	6	2	14	9.27
11	OLIVEIRA Maria Eduarda		OS		1.86	80	0	0	13 MAY 1999	13	1	0	14	9.27
12	MACHADO Sabrina		OS		1.79	72	0	0	9 APR 1996	47	1	2	50	33.11
13	GALVAO Ana Flavia		S		1.83	61	0	0	8 FEB 1997	0	0	0	0	0
15	SOUZA Paulina		L		1.75	62	0	0	9 JUL 1999	0	0	0	0	0
19	COSTA Linda		MB		1.88	85	0	0	2 SEP 1994	23	9	2	34	22.52

Coach GOMES Fernando

Assistant GUIMARAES Michel

Phase	Opponent	Sets	Points per Set
Preliminary - Group B	CHN	3 - 0	25 - 18, 25 - 19, 28 - 26
Preliminary - Group B	GER	3 - 1	28 - 26, 25 - 20, 20 - 25, 25 - 19
Preliminary - Group B	UKR	3 - 0	25 - 22, 25 - 21, 25 - 12
Quarter-finals	ITA	0 - 3	20 - 25, 20 - 25, 19 - 25

LEGEND

%	Percentage of total team score	(C)	Team Captain	BH	Both Handed	F1	Gold-medal Match	F3	Bronze-medal Match
Han.	Handedness	L	Libero	LH	Left Handed	MB	Middle blocker	No.	Shirt Number
S	Setter	SF58	Semifinals 5-8	SFL	Semi-finals	WS	Outside hitter	RH	Right Handed



WED 10 JUL 2019
Start Time 14:44 - End Time 16:45
Match Duration 2h1

Results
P2

CAN vs BRA
1 3

Team	Sets	1	2	3	4	Total
CAN	1	25	17	23	19	84
BRA	3	19	25	25	25	94
	Playing Time	25min	24min	27min	26min	1h42

First Referee: WANG JUN (CHN)

Second Referee: HALASZ (HUN)

CAN - Canada								
No.	Name	Pos.	1	2	3	4	5	Pts
1	BUJAN Cassie	L	L	L	L	L		
2	WALSH Mariah (C)	S	8	8	10	6		
3	DORMANN Alina	OS	10	10		2		2
5	LIVINGSTON Caroline	WS	3	4	1	1		10
6	MOORE Julie	WS						
7	BABIN Maude	WS		16				
8	WHITE Kory	OS	2	3	3	3		17
10	HERBIN-BAKER Courtney	S	5	6	6	8		2
12	VINNELL Beth	MB	1	2	2	2		9
13	JARMAN Vanessa	MB			12	12		1
14	VELTMAN Kelsey	MB	4	5	5	5		9
16	HOWE Hilary	WS	6	1	4	4		15

BRA - Brazil								
No.	Name	Pos.	1	2	3	4	5	Pts
1	OLIVEIRA Verena	WS	4			4		
2	ALECRIM Diana	MB	4	6	2	6		8
3	PENA Gabriella	MB				19		1
4	SILVA Natalia	WS	3	2	4	2		8
5	SOUZA Karina	WS	6					
8	BRAUN Viviane	WS	5		4			1
9	MEDEIROS Lyara (C)	S	2	1	3	1		1
11	OLIVEIRA Maria Eduarda	OS	9	5	1	5		15
12	MACHADO Sabrina	OS	5	4	6	4		17
13	GALVAO Ana Flavia	S	12					
15	SOUZA Paulina	L	L	L	L	L		
19	COSTA Linda	MB	1	3	5	3		7

Coach EISLER Laurie
Assistant Coach SCOTT Rick / RATUSHNIAK Ryan

Coach GOMES Fernando
Assistant Coach GUIMARAES Michel

TEAM AND PLAYER PERFORMANCES

Won	Total Atts	No. Name	Scoring Skills	Won	Total Atts	No. Name
50	124	Total Team	Spike	42	113	Total Team
15	33	8 WHITE Kory		13	33	12 MACHADO Sabrina
11	33	16 HOWE Hilary		11	32	11 OLIVEIRA Maria Eduarda
9	24	5 LIVINGSTON Caroline		8	21	4 SILVA Natalia
9	41	Total Team	Block	10	30	Total Team
3	10	14 VELTMAN Kelsey		3	6	19 COSTA Linda
3	6	16 HOWE Hilary		3	4	12 MACHADO Sabrina
1	3	5 LIVINGSTON Caroline		2	4	11 OLIVEIRA Maria Eduarda
6	85	Total Team	Serve	6	93	Total Team
2	14	10 HERBIN-BAKER Courtney		2	12	19 COSTA Linda
1	8	8 WHITE Kory		2	16	11 OLIVEIRA Maria Eduarda
1	5	13 JARMAN Vanessa		1	15	2 ALECRIM Diana
36		Total Team	Opp. Error	53		Total Team
101	250	Total Team	Total	111	236	Total Team
17	46	8 WHITE Kory	Best Scorer	17	48	12 MACHADO Sabrina

LEGEND

- (C) Team Captain
- nn Substitute where nn = shirt number of outgoing player
- MB Middle blocker
- OS Opposite hitter
- S Setter
- n Starting line-up where n= starting position on court
- Atts Attempts
- No. Shirt Number
- Pos Playing Position
- WS Outside hitter
- L Substitute Libero
- L Libero
- Opp. Opponent
- Pts Points scored



WED 10 JUL 2019

Start Time 14:44 - End Time 16:45

Match Duration: 2h1

Match Statistics

P3


CAN vs BRA
1 3


Team	Sets	1	2	3	4	Total
CAN	1	25	17	23	19	84
BRA	3	19	25	25	25	94
	Playing Time	25min	24min	27min	26min	1h42


First Referee: WANG JUN (CHN)

Second Referee: HALASZ (HUN)

CAN - Canada

Scoring Spike	Rk	No.	Name	Spikes	Faults	Shots	Total Attempts	Eff %
	1	12	VINNELL Beth	8	1	5	14	50.00
	2	3	DORMANN Alina	2	-	3	5	40.00
	3	8	WHITE Kory	15	3	15	33	36.36
	4	14	VELTMAN Kelsey	5	2	5	12	25.00
		16	HOWE Hilary	11	7	15	33	
		5	LIVINGSTON Caroline	9	5	10	24	
		10	HERBIN-BAKER Courtney	-	-	2	2	
		6	MOORE Julie	-	1	-	1	
		1	BUJAN Cassie	-	-	-	-	
		2	WALSH Mariah	-	-	-	-	
		7	BABIN Maude	-	-	-	-	
		13	JARMAN Vanessa	-	-	-	-	
	Limit							
15.00%	Team Totals			50	19	55	124	25.00

Scoring Block	Rk	No.	Name	Kill Blocks	Faults	Rebounds	Total Attempts	Avg. by Set
	1	14	VELTMAN Kelsey	3	4	3	10	0.75
	1	16	HOWE Hilary	3	-	3	6	0.75
	3	12	VINNELL Beth	1	5	6	12	0.25
	3	8	WHITE Kory	1	2	2	5	0.25
	3	5	LIVINGSTON Caroline	1	1	1	3	0.25
		10	HERBIN-BAKER Courtney	-	-	3	3	
		2	WALSH Mariah	-	-	1	1	
		3	DORMANN Alina	-	1	-	1	
		1	BUJAN Cassie	-	-	-	-	
		6	MOORE Julie	-	-	-	-	
		7	BABIN Maude	-	-	-	-	
		13	JARMAN Vanessa	-	-	-	-	
		Team Totals			9	13	19	41

Scoring Service	Rk	No.	Name	Aces	Faults	Serve Hits	Total Attempts	Avg. by Set
	1	10	HERBIN-BAKER Courtney	2	2	10	14	0.50
	1	13	JARMAN Vanessa	1	-	4	5	0.50
	3	16	HOWE Hilary	1	4	8	13	0.25
	3	14	VELTMAN Kelsey	1	-	11	12	0.25
	3	8	WHITE Kory	1	6	1	8	0.25
		5	LIVINGSTON Caroline	-	3	14	17	
		12	VINNELL Beth	-	2	8	10	
		2	WALSH Mariah	-	-	6	6	
		1	BUJAN Cassie	-	-	-	-	
		3	DORMANN Alina	-	-	-	-	
		6	MOORE Julie	-	-	-	-	
		7	BABIN Maude	-	-	-	-	
		Team Totals			6	17	62	85

Team	Opponent Errors & Team Faults	36	-		
------	-------------------------------	----	---	--	--



WED 10 JUL 2019


Start Time 14:44 - End Time 16:45


Match Duration: 2h1


Match Statistics

P3

CAN - Canada

Non-Scoring Dig	Rk	No.	Name	Digs	Faults	Receptions	Total Attempts	Avg. by Set
		16	HOWE Hilary	-	-	4	4	
		1	BUJAN Cassie	-	1	2	3	
		5	LIVINGSTON Caroline	-	1	1	2	
		2	WALSH Mariah	-	-	1	1	
		8	WHITE Kory	-	-	1	1	
		10	HERBIN-BAKER Courtney	-	1	-	1	
		14	VELTMAN Kelsey	-	-	1	1	
		3	DORMANN Alina	-	-	-	-	
		6	MOORE Julie	-	-	-	-	
		7	BABIN Maude	-	-	-	-	
		12	VINNELL Beth	-	-	-	-	
		13	JARMAN Vanessa	-	-	-	-	
	Team Totals				-	3	10	13

Non-Scoring Set	Rk	No.	Name	Running Sets	Faults	Still Sets	Total Attempts	Avg. by Set
		10	HERBIN-BAKER Courtney	-	4	-	4	
		2	WALSH Mariah	-	1	-	1	
		1	BUJAN Cassie	-	-	-	-	
		3	DORMANN Alina	-	-	-	-	
		5	LIVINGSTON Caroline	-	-	-	-	
		6	MOORE Julie	-	-	-	-	
		7	BABIN Maude	-	-	-	-	
		8	WHITE Kory	-	-	-	-	
		12	VINNELL Beth	-	-	-	-	
		13	JARMAN Vanessa	-	-	-	-	
		14	VELTMAN Kelsey	-	-	-	-	
		16	HOWE Hilary	-	-	-	-	
	Team Totals				-	5	-	5

Non-Scoring Reception	Rk	No.	Name	Excellents	Faults	Serve Receptions	Total Attempts	Succ. %	
	1	5	LIVINGSTON Caroline	7	1	6	14	50.00	
	2	1	BUJAN Cassie	3	1	8	12	25.00	
		16	HOWE Hilary	8	4	41	53		
		7	BABIN Maude	-	-	4	4		
		6	MOORE Julie	-	-	1	1		
		12	VINNELL Beth	-	-	1	1		
		2	WALSH Mariah	-	-	-	-		
		3	DORMANN Alina	-	-	-	-		
		8	WHITE Kory	-	-	-	-		
		10	HERBIN-BAKER Courtney	-	-	-	-		
		13	JARMAN Vanessa	-	-	-	-		
		14	VELTMAN Kelsey	-	-	-	-		
	Limit	25.00%							
	Team Totals				18	6	61	85	21.18



WED 10 JUL 2019


Start Time 14:44 - End Time 16:45


Match Duration: 2h1


Match Statistics

P3

BRA - Brazil

Scoring Spike	Rk	No.	Name	Spikes	Faults	Shots	Total Attempts	Eff %	
	1	3	PENA Gabriella	1	-	1	2	50.00	
	2	2	ALECRIM Diana	5	2	-	7	42.86	
	3	11	OLIVEIRA Maria Eduarda	11	2	19	32	28.13	
	4	12	MACHADO Sabrina	13	5	15	33	24.24	
	5	4	SILVA Natalia	8	3	10	21	23.81	
		19	COSTA Linda	2	1	3	6		
		8	BRAUN Viviane	1	2	2	5		
		9	MEDEIROS Lyara	1	1	-	2		
		5	SOUZA Karina	-	1	3	4		
		13	GALVAO Ana Flavia	-	-	1	1		
		1	OLIVEIRA Verena	-	-	-	-		
		15	SOUZA Paulina	-	-	-	-		
	Limit								
	15.00%	Team Totals			42	17	54	113	22.12

Scoring Block	Rk	No.	Name	Kill Blocks	Faults	Rebounds	Total Attempts	Avg. by Set	
	1	19	COSTA Linda	3	2	1	6	0.75	
	1	12	MACHADO Sabrina	3	1	-	4	0.75	
	3	2	ALECRIM Diana	2	2	3	7	0.50	
	3	11	OLIVEIRA Maria Eduarda	2	1	1	4	0.50	
		4	SILVA Natalia	-	1	4	5		
		3	PENA Gabriella	-	-	1	1		
		5	SOUZA Karina	-	1	-	1		
		9	MEDEIROS Lyara	-	1	-	1		
		13	GALVAO Ana Flavia	-	1	-	1		
		1	OLIVEIRA Verena	-	-	-	-		
		8	BRAUN Viviane	-	-	-	-		
		15	SOUZA Paulina	-	-	-	-		
	Team Totals				10	10	10	30	2.50

Scoring Service	Rk	No.	Name	Aces	Faults	Serve Hits	Total Attempts	Avg. by Set	
	1	11	OLIVEIRA Maria Eduarda	2	-	14	16	0.50	
	1	19	COSTA Linda	2	-	10	12	0.50	
	3	2	ALECRIM Diana	1	1	13	15	0.25	
	3	12	MACHADO Sabrina	1	2	8	11	0.25	
		9	MEDEIROS Lyara	-	2	18	20		
		4	SILVA Natalia	-	2	9	11		
		8	BRAUN Viviane	-	-	4	4		
		3	PENA Gabriella	-	1	1	2		
		1	OLIVEIRA Verena	-	-	1	1		
		13	GALVAO Ana Flavia	-	-	1	1		
		5	SOUZA Karina	-	-	-	-		
		15	SOUZA Paulina	-	-	-	-		
	Team Totals				6	8	79	93	1.50

Team	Opponent Errors & Team Faults			
		53	-	



WED 10 JUL 2019


Start Time 14:44 - End Time 16:45


Match Duration: 2h1


Match Statistics

P3

BRA - Brazil

Non-Scoring Dig	Rk	No.	Name	Digs	Faults	Receptions	Total Attempts	Avg. by Set	
		15	SOUZA Paulina	-	3	5	8		
		4	SILVA Natalia	-	-	2	2		
		2	ALECRIM Diana	-	-	1	1		
		11	OLIVEIRA Maria Eduarda	-	-	1	1		
		12	MACHADO Sabrina	-	-	1	1		
		1	OLIVEIRA Verena	-	-	-	-		
		3	PENA Gabriella	-	-	-	-		
		5	SOUZA Karina	-	-	-	-		
		8	BRAUN Viviane	-	-	-	-		
		9	MEDEIROS Lyara	-	-	-	-		
		13	GALVAO Ana Flavia	-	-	-	-		
		19	COSTA Linda	-	-	-	-		
	Team Totals				-	3	10	13	

Non-Scoring Set	Rk	No.	Name	Running Sets	Faults	Still Sets	Total Attempts	Avg. by Set
		9	MEDEIROS Lyara	-	1	-	1	
		1	OLIVEIRA Verena	-	-	-	-	
		2	ALECRIM Diana	-	-	-	-	
		3	PENA Gabriella	-	-	-	-	
		4	SILVA Natalia	-	-	-	-	
		5	SOUZA Karina	-	-	-	-	
		8	BRAUN Viviane	-	-	-	-	
		11	OLIVEIRA Maria Eduarda	-	-	-	-	
		12	MACHADO Sabrina	-	-	-	-	
		13	GALVAO Ana Flavia	-	-	-	-	
	15	SOUZA Paulina	-	-	-	-		
	19	COSTA Linda	-	-	-	-		
Team Totals				-	1	-	1	

Non-Scoring Reception	Rk	No.	Name	Excellents	Faults	Serve Receptions	Total Attempts	Succ. %	
	1	11	OLIVEIRA Maria Eduarda	11	1	16	28	39.29	
	2	8	BRAUN Viviane	2	2	3	7	28.57	
	3	4	SILVA Natalia	4	2	12	18	22.22	
	4	15	SOUZA Paulina	2	1	8	11	18.18	
		1	OLIVEIRA Verena	-	-	2	2		
		5	SOUZA Karina	-	-	1	1		
		9	MEDEIROS Lyara	-	-	1	1		
		2	ALECRIM Diana	-	-	-	-		
		3	PENA Gabriella	-	-	-	-		
		12	MACHADO Sabrina	-	-	-	-		
		13	GALVAO Ana Flavia	-	-	-	-		
		19	COSTA Linda	-	-	-	-		
	Limit	25.00%							
	Team Totals				19	6	43	68	27.94

LEGEND

Avg. Average Eff. Efficiency No. Shirt Number Rk Rank Succ Success %



THU 11 JUL 2019

Start List

Start Time 14:30

GER vs BRA

P1

First Refere KITAMURA (JPN)

Second Refere PAPADOPOLO (ITA)

GER - Germany

Shirt colour Red

No.	Name	Shirt Name	Pos.	Han.	Height	Weight	Highest Reac		Date of Birth	Tournament Totals				
							Spike cm	Block cm		Spik	Bloc	Serv	Total	%
3	WILCZEK Natalie		MB		1.90	70	0	0	9 MAR 2000	1	0	1	2	1.23
5	KASTRUP Liza		WS		1.93	83	0	0	5 OCT 1999	5	2	0	7	4.29
7	BARBER Nele		WS		1.85	75	0	0	27 OCT 199	50	4	3	57	34.97
9	ALSMEIER Lina		WS		1.89	80	0	0	29 JUN 2000	66	10	5	81	49.69
11	WESKE Emilia		OS		1.88	70	0	0	26 MAR 200	2	0	4	6	3.68
13	IMOUDU Denise (C)		S		1.80	72	0	0	14 DEC 199	8	2	5	15	9.20
14	LOHMANN Elisa		L		1.80	69	0	0	22 JUL 1998	0	0	0	0	0
15	GLAAB Corina		S		1.85	92	0	0	25 MAY 200	0	0	0	0	0
16	BOCK Linda		WS		1.72	60	0	0	27 MAY 200	8	3	0	11	6.75
17	WEITZEL Camilla		MB		1.91	78	0	0	11 JUN 2000	42	10	4	56	34.36
18	AMBROSIUS Lea		MB		1.84	92	0	0	22 MAY 200	14	9	6	29	17.79
19	KELLER Luisa		WS		1.97	89	0	0	25 AUG 200	54	8	16	78	47.85

Coac WAIBL Alexander

Assista BITTER Konstantin / VOELKER Florian

Phase	Opponent	Sets	Points per Set
Preliminary - Group	UKR	3 - 1	25 - 23, 25 - 22, 22 - 25, 25 - 23
Preliminary - Group	BRA	1 - 3	26 - 28, 20 - 25, 25 - 20, 19 - 25
Preliminary - Group	CHN	3 - 1	25 - 21, 25 - 22, 18 - 25, 25 - 17
Quarter-finals	JPN	0 - 3	19 - 25, 22 - 25, 18 - 25
Semifinals 5-8	CZE	3 - 2	23 - 25, 20 - 25, 25 - 18, 25 - 13,

BRA - Brazil

Shirt colour Yellow

No.	Name	Shirt Name	Pos.	Han.	Height	Weight	Highest Reac		Date of Birth	Tournament Totals				
							Spike cm	Block cm		Spik	Bloc	Serv	Total	%
1	OLIVEIRA Verena	OLIVEIRA	WS		1.70	57	0	0	3 NOV 1996	2	0	0	2	0.96
2	ALECRIM Diana		MB		1.94	69	0	0	22 FEB 1999	30	19	2	51	24.40
3	PENA Gabriella		MB		1.84	79	0	0	28 OCT 199	2	0	0	2	0.96
4	SILVA Natalia		WS		1.93	72	0	0	31 MAR 199	46	2	1	49	23.44
5	SOUZA Karina	SOUZA	WS		1.79	69	0	0	30 NOV 199	26	2	5	33	15.79
8	BRAUN Viviane		WS		1.75	66	0	0	17 OCT 199	8	0	1	9	4.31
9	MEDEIROS Lyara (C)		S		1.82	67	0	0	19 SEP 1996	7	6	2	15	7.18
11	OLIVEIRA Maria Eduarda	OLIVEIRA	OS		1.86	80	0	0	13 MAY 199	24	3	2	29	13.88
12	MACHADO Sabrina		OS		1.79	72	0	0	9 APR 1996	60	4	3	67	32.06
13	GALVAO Ana Flavia		S		1.83	61	0	0	8 FEB 1997	0	0	0	0	0
15	SOUZA Paulina	SOUZA	L		1.75	62	0	0	9 JUL 1999	0	0	0	0	0
19	COSTA Linda		MB		1.88	85	0	0	2 SEP 1994	25	12	4	41	19.62

Coac GOMES Fernando

Assista GUIMARAES Michel

Phase	Opponent	Sets	Points per Set
Preliminary - Group	CHN	3 - 0	25 - 18, 25 - 19, 28 - 26
Preliminary - Group	GER	3 - 1	28 - 26, 25 - 20, 20 - 25, 25 - 19
Preliminary - Group	UKR	3 - 0	25 - 22, 25 - 21, 25 - 12
Quarter-finals	ITA	0 - 3	20 - 25, 20 - 25, 19 - 25
Semifinals 5-8	CAN	3 - 1	19 - 25, 25 - 17, 25 - 23, 25 - 19

LEGEND

%	Percentage of total team s	(C)	Team Captain	BH	Both Handed	F1	Gold-medal Match	F3	Bronze-medal Match
F5	Final 5th-6th Place	Han	Handedness	L	Libero	LH	Left Handed	MB	Middle blocker
RH	Right Handed	S	Setter	SF5	Semifinals 5-8	SFL	Semi-finals	WS	Outside hitter



THU 11 JUL 2019
Start Time 14:29 - End Time 16:17
Match Duration 1h47

Results
P2

GER vs BRA
3 1

Team	Sets	1	2	3	4	Total
GER	3	25	20	25	25	95
BRA	1	20	25	21	9	75
	Playing Time	24min	27min	28min	19min	1h38

First Refere KITAMURA (JPN)

Second Refere PAPADOPOL (ITA)

GER - Germany								
No.	Name	Pos	1	2	3	4	5	Pts
3	WILCZEK Natalie	MB	1	1	6			2
5	KASTRUP Liza	WS		13		13		3
7	BARBER Nele	WS	6	6				2
9	ALSMEIER Lina	WS	3	3	5	5		17
11	WESKE Emilia	OS						
13	IMOUDU Denise (C)	S	5	5	4	4		7
14	LOHMANN Elisa	L	L	L	L	L		
15	GLAAB Corina	S		19			19	
16	BOCK Linda	WS	7	7	2	2		8
17	WEITZEL Camilla	MB	4	4	3	3		8
18	AMBROSIUS Lea	MB			3	6		5
19	KELLER Luisa	WS	2	2	1	1		23

BRA - Brazil								
No.	Name	Pos	1	2	3	4	5	Pts
1	OLIVEIRA Verena	WS						
2	ALECRIM Diana	MB	5	3	4	6		14
3	PENA Gabriella	MB						
4	SILVA Natalia	WS	4	2	3	9		5
5	SOUZA Karina	WS	1	5	6	11		7
8	BRAUN Viviane	WS		19	4	5		3
9	MEDEIROS Lyara (C)	S	3	1	2	1		5
11	OLIVEIRA Maria Eduarda	OS	9	9	9	2		5
12	MACHADO Sabrina	OS	6	4	5	4		11
13	GALVAO Ana Flavia	S	12	12	12	12		
15	SOUZA Paulina	L	L	L	L	L		
19	COSTA Linda	MB	2	6	1	3		5

Coach WAIBL Alexander
Assistant Coach BITTER Konstantin / VOELKER Florian

Coach GOMES Fernando
Assistant Coach GUIMARAES Michel

TEAM AND PLAYER PERFORMANCES

Won	Total Atts	No. Name	Scoring Skills	Won	Total Atts	No. Name
52	111	Total Team	Spike	41	107	Total Team
18	31	19 KELLER Luisa		11	26	12 MACHADO Sabrina
13	24	9 ALSMEIER Lina		11	17	2 ALECRIM Diana
6	15	17 WEITZEL Camilla		5	13	11 OLIVEIRA Maria Eduarda
11	42	Total Team	Block	9	35	Total Team
3	8	9 ALSMEIER Lina		3	5	5 SOUZA Karina
3	3	13 IMOUDU Denise		2	4	9 MEDEIROS Lyara
1	3	17 WEITZEL Camilla		2	9	2 ALECRIM Diana
12	94	Total Team	Serve	5	76	Total Team
4	16	19 KELLER Luisa		2	13	9 MEDEIROS Lyara
2	10	18 AMBROSIUS Lea		1	5	8 BRAUN Viviane
2	13	16 BOCK Linda		1	11	2 ALECRIM Diana
60		Total Team	Opp. Error	46		Total Team
135	247	Total Team	Total	101	218	Total Team
23	53	19 KELLER Luisa	Best Scorer	14	37	2 ALECRIM Diana

LEGEND

(C) Team Captain
nn Substitute where nn = shirt number of outgoing player
MB Middle blocker
OS Opposite hitter
S Setter
n Starting line-up where n= starting position on court
Atts Attempts
No. Shirt Number
Pos Playing Position
WS Outside hitter
L Substitute Libero
L Libero
Opp Opponent
Pts Points scored



THU 11 JUL 2019

Start Time 14:29 - End Time 16:17

Match Duration: 1h47

Match Statistics

P3


GER vs BRA
3 1


Team	Sets	1	2	3	4	Total
GER	3	25	20	25	25	95
BRA	1	20	25	21	9	75
	Playing Time	24min	27min	28min	19min	1h38


First Refere KITAMURA (JPN)

Second Refere PAPADOPOL (ITA)

GER - Germany

Scoring Spike	Rk	No.	Name	Spikes	Faults	Shots	Total Attempts	Eff %	
	1	13	IMOUDU Denise	3	-	1	4	75.00	
	2	19	KELLER Luisa	18	3	10	31	48.39	
	3	9	ALSMEIER Lina	13	3	8	24	41.67	
	4	17	WEITZEL Camilla	6	2	7	15	26.67	
	5	18	AMBROSIUS Lea	2	1	1	4	25.00	
	6	16	BOCK Linda	5	2	6	13	23.08	
	7		BARBER Nele	2	1	5	8		
	3		WILCZEK Natalie	2	2	3	7		
	5		KASTRUP Liza	1	2	2	5		
	11		WESKE Emilia	-	-	-	-		
	14		LOHMANN Elisa	-	-	-	-		
	15		GLAAB Corina	-	-	-	-		
	Limit								
	15.00%								
	Team Totals				52	16	43	111	32.43

Scoring Block	Rk	No.	Name	Kill Blocks	Faults	Rebounds	Total Attempts	Avg. by Set	
	1	9	ALSMEIER Lina	3	2	3	8	0.75	
	1	13	IMOUDU Denise	3	-	-	3	0.75	
	3	18	AMBROSIUS Lea	1	1	-	2	0.50	
	3	5	KASTRUP Liza	1	-	-	1	0.50	
	5	19	KELLER Luisa	1	2	3	6	0.25	
	5	16	BOCK Linda	1	1	3	5	0.25	
	5	17	WEITZEL Camilla	1	-	2	3	0.25	
	3		WILCZEK Natalie	-	5	5	10		
	7		BARBER Nele	-	2	2	4		
	11		WESKE Emilia	-	-	-	-		
	14		LOHMANN Elisa	-	-	-	-		
	15		GLAAB Corina	-	-	-	-		
	Team Totals				11	13	18	42	2.75

Scoring Service	Rk	No.	Name	Aces	Faults	Serve Hits	Total Attempts	Avg. by Set	
	1	19	KELLER Luisa	4	3	9	16	1.00	
	1	18	AMBROSIUS Lea	2	-	8	10	1.00	
	3	16	BOCK Linda	2	2	9	13	0.50	
	3	5	KASTRUP Liza	1	-	2	3	0.50	
	5	13	IMOUDU Denise	1	1	13	15	0.25	
	5	9	ALSMEIER Lina	1	2	11	14	0.25	
	5	17	WEITZEL Camilla	1	1	8	10	0.25	
	3		WILCZEK Natalie	-	-	7	7		
	7		BARBER Nele	-	2	2	4		
	15		GLAAB Corina	-	-	2	2		
	11		WESKE Emilia	-	-	-	-		
	14		LOHMANN Elisa	-	-	-	-		
	Team Totals				12	11	71	94	3.00

Team	Opponent Errors & Team Faults	60	-		



THU 11 JUL 2019


Start Time 14:29 - End Time 16:17


Match Duration: 1h47


Match Statistics

P3

GER - Germany

Non-Scoring Dig	Rk	No.	Name	Digs	Faults	Receptions	Total Attempts	Avg. by Set	
	1	14	LOHMANN Elisa	2	2	4	8	2.00	
	2	13	IMOUDU Denise	3	2	2	7	0.75	
	2	16	BOCK Linda	3	1	3	7	0.75	
	4	19	KELLER Luisa	1	1	1	3	0.25	
		9	ALSMEIER Lina	-	2	5	7		
		3	WILCZEK Natalie	-	1	-	1		
		7	BARBER Nele	-	-	1	1		
		18	AMBROSIUS Lea	-	-	1	1		
		5	KASTRUP Liza	-	-	-	-		
		11	WESKE Emilia	-	-	-	-		
		15	GLAAB Corina	-	-	-	-		
		17	WEITZEL Camilla	-	-	-	-		
	Team Totals				9	9	17	35	2.25

Non-Scoring Set	Rk	No.	Name	Running Sets	Faults	Still Sets	Total Attempts	Avg. by Set	
	1	13	IMOUDU Denise	51	1	19	71	12.75	
	2	14	LOHMANN Elisa	3	-	2	5	3.00	
	3	15	GLAAB Corina	2	-	2	4	1.00	
	4	19	KELLER Luisa	1	-	1	2	0.25	
		18	AMBROSIUS Lea	-	-	2	2		
		3	WILCZEK Natalie	-	-	1	1		
		16	BOCK Linda	-	-	1	1		
		5	KASTRUP Liza	-	-	-	-		
		7	BARBER Nele	-	-	-	-		
		9	ALSMEIER Lina	-	-	-	-		
		11	WESKE Emilia	-	-	-	-		
		17	WEITZEL Camilla	-	-	-	-		
	Team Totals				57	1	28	86	14.25

Non-Scoring Reception	Rk	No.	Name	Excellents	Faults	Serve Receptions	Total Attempts	Succ. %	
	1	16	BOCK Linda	10	1	11	22	45.45	
	2	14	LOHMANN Elisa	5	3	6	14	35.71	
	3	7	BARBER Nele	3	-	9	12	25.00	
	4	9	ALSMEIER Lina	5	1	17	23	21.74	
		3	WILCZEK Natalie	-	-	-	-		
		5	KASTRUP Liza	-	-	-	-		
		11	WESKE Emilia	-	-	-	-		
		13	IMOUDU Denise	-	-	-	-		
		15	GLAAB Corina	-	-	-	-		
		17	WEITZEL Camilla	-	-	-	-		
		18	AMBROSIUS Lea	-	-	-	-		
		19	KELLER Luisa	-	-	-	-		
	Limit	25.00%							
	Team Totals				23	5	43	71	32.39



THU 11 JUL 2019

Start Time 14:29 - End Time 16:17


Match Duration: 1h47


Match Statistics

P3

BRA - Brazil

Scoring Spike	Rk	No.	Name	Spikes	Faults	Shots	Total Attempts	Eff %	
	1	9	MEDEIROS Lyara	1	-	-	1	100.00	
	2	2	ALECRIM Diana	11	3	3	17	47.06	
	3	11	OLIVEIRA Maria Eduarda	5	-	8	13	38.46	
		12	MACHADO Sabrina	11	7	8	26		
		5	SOUZA Karina	4	5	9	18		
		4	SILVA Natalia	4	4	9	17		
		19	COSTA Linda	3	2	4	9		
		8	BRAUN Viviane	2	2	2	6		
		1	OLIVEIRA Verena	-	-	-	-		
		3	PENA Gabriella	-	-	-	-		
		13	GALVAO Ana Flavia	-	-	-	-		
		15	SOUZA Paulina	-	-	-	-		
	Limit								
	15.00%	Team Totals			41	23	43	107	16.82

Scoring Block	Rk	No.	Name	Kill Blocks	Faults	Rebounds	Total Attempts	Avg. by Set
	1	5	SOUZA Karina	3	1	1	5	0.75
	2	2	ALECRIM Diana	2	2	5	9	0.50
	2	19	COSTA Linda	2	3	2	7	0.50
	2	9	MEDEIROS Lyara	2	1	1	4	0.50
		4	SILVA Natalia	-	3	2	5	
		8	BRAUN Viviane	-	2	-	2	
		12	MACHADO Sabrina	-	1	1	2	
		15	SOUZA Paulina	-	-	1	1	
		1	OLIVEIRA Verena	-	-	-	-	
		3	PENA Gabriella	-	-	-	-	
		11	OLIVEIRA Maria Eduarda	-	-	-	-	
		13	GALVAO Ana Flavia	-	-	-	-	
	Team Totals				9	13	13	35

Scoring Service	Rk	No.	Name	Aces	Faults	Serve Hits	Total Attempts	Avg. by Set	
	1	9	MEDEIROS Lyara	2	-	11	13	0.50	
	2	8	BRAUN Viviane	1	-	4	5	0.33	
	3	4	SILVA Natalia	1	2	9	12	0.25	
	3	2	ALECRIM Diana	1	-	10	11	0.25	
		19	COSTA Linda	-	-	12	12		
		5	SOUZA Karina	-	2	7	9		
		12	MACHADO Sabrina	-	1	8	9		
		13	GALVAO Ana Flavia	-	-	4	4		
		11	OLIVEIRA Maria Eduarda	-	-	1	1		
		1	OLIVEIRA Verena	-	-	-	-		
		3	PENA Gabriella	-	-	-	-		
		15	SOUZA Paulina	-	-	-	-		
	Team Totals				5	5	66	76	1.25

Team	Opponent Errors & Team Faults			
		46	-	



THU 11 JUL 2019

Start Time 14:29 - End Time 16:17


Match Duration: 1h47


Match Statistics

P3

BRA - Brazil

Non-Scoring Dig	Rk	No.	Name	Digs	Faults	Receptions	Total Attempts	Avg. by Set
	1	15	SOUZA Paulina	5	8	3	16	5.00
	2	8	BRAUN Viviane	3	1	1	5	1.00
	3	5	SOUZA Karina	2	2	2	6	0.50
	4	12	MACHADO Sabrina	1	1	3	5	0.25
	4	4	SILVA Natalia	1	-	-	1	0.25
		9	MEDEIROS Lyara	-	3	5	8	
		19	COSTA Linda	-	-	3	3	
		1	OLIVEIRA Verena	-	-	-	-	
		2	ALECRIM Diana	-	-	-	-	
		3	PENA Gabriella	-	-	-	-	
		11	OLIVEIRA Maria Eduarda	-	-	-	-	
		13	GALVAO Ana Flavia	-	-	-	-	
	Team Totals				12	15	17	44

Non-Scoring Set	Rk	No.	Name	Running Sets	Faults	Still Sets	Total Attempts	Avg. by Set
	1	9	MEDEIROS Lyara	33	1	22	56	8.25
	2	13	GALVAO Ana Flavia	12	1	8	21	3.00
	2	15	SOUZA Paulina	3	-	5	8	3.00
	4	8	BRAUN Viviane	1	-	-	1	0.33
		19	COSTA Linda	-	1	2	3	
		4	SILVA Natalia	-	-	2	2	
		5	SOUZA Karina	-	-	2	2	
		12	MACHADO Sabrina	-	-	1	1	
		1	OLIVEIRA Verena	-	-	-	-	
		2	ALECRIM Diana	-	-	-	-	
		3	PENA Gabriella	-	-	-	-	
	11	OLIVEIRA Maria Eduarda	-	-	-	-		
Team Totals				49	3	42	94	12.25

Non-Scoring Reception	Rk	No.	Name	Excellents	Faults	Serve Receptions	Total Attempts	Succ. %
	1	15	SOUZA Paulina	11	2	11	24	45.83
	2	4	SILVA Natalia	3	2	3	8	37.50
	3	5	SOUZA Karina	10	4	19	33	30.30
	4	8	BRAUN Viviane	3	2	5	10	30.00
		11	OLIVEIRA Maria Eduarda	1	1	4	6	
		2	ALECRIM Diana	-	1	-	1	
		19	COSTA Linda	-	-	1	1	
		1	OLIVEIRA Verena	-	-	-	-	
		3	PENA Gabriella	-	-	-	-	
		9	MEDEIROS Lyara	-	-	-	-	
		12	MACHADO Sabrina	-	-	-	-	
		13	GALVAO Ana Flavia	-	-	-	-	
	Limit							
25.00%	Team Totals			28	12	43	83	33.73

LEGEND

Avg. Average

Eff. Efficiency

No. Shirt Number

Rk Rank

Suc Success %



THU 11 JUL 2019
Start Time 12:00

Start List

CZE vs CAN

P1

First Refere CHUNG (TPE)

Second Refere STANLEY (USA)

CZE - Czech Republic

Shirt colour Blue

No.	Name	Shirt Name	Pos.	Han.	Height	Weight	Highest Reac		Date of Birth	Tournament Totals				
							Spike cm	Block cm		Spik	Bloc	Serv	Total	%
1	BOUSKOVA Sarka		WS		1.80	82	0	0	4 JUL 1995	55	3	2	60	34.29
3	DIATKOVA Tereza		OS		1.83	70	0	0	13 APR 1997	13	2	0	15	8.57
4	PESKOVA Veronika		MB		1.64	50	0	0	24 JUL 1994	0	0	0	0	0
5	SVOBODOVA Eva		WS		1.81	81	0	0	6 MAY 1997	61	6	8	75	42.86
6	SMIDOVA Nicole		S		1.80	63	0	0	20 MAR 1999	0	0	0	0	0
7	NECASOVA Michaela		MB		1.89	87	0	0	19 JUL 1999	19	12	4	35	20.00
8	SIMANOVA Pavlina (C)		MB		1.85	80	0	0	5 APR 1996	36	18	7	61	34.86
9	NOVA Lucie		WS		1.85	68	0	0	3 MAY 1996	41	9	4	54	30.86
12	POSPISILOVA Anna		S		1.79	67	0	0	22 MAR 1999	12	9	6	27	15.43
13	KVAPILOVA Katerina		MB		1.87	83	0	0	12 MAY 1999	0	1	2	3	1.71
17	SLAVIKOVA Tereza		L		1.68	64	0	0	5 AUG 1998	0	0	0	0	0
Coac BEDNAR Lubos							Assista FOLTYN Ondrej							

Phase	Opponent	Sets	Points per Set
Preliminary - Group	HUN	2 - 3	25 - 14, 19 - 25, 28 - 30, 26 - 24,
Preliminary - Group	TPE	3 - 2	17 - 25, 21 - 25, 25 - 23, 25 - 14,
Preliminary - Group	ARG	3 - 1	25 - 23, 22 - 25, 25 - 21, 25 - 12
Quarter-finals	RUS	0 - 3	25 - 27, 17 - 25, 16 - 25
Semifinals 5-8	GER	2 - 3	25 - 23, 25 - 20, 18 - 25, 13 - 25,

CAN - Canada

Shirt colour Red

No.	Name	Shirt Name	Pos.	Han.	Height	Weight	Highest Reac		Date of Birth	Tournament Totals				
							Spike cm	Block cm		Spik	Bloc	Serv	Total	%
1	BUJAN Cassie		L		1.68	60	214	211	25 APR 1996	0	0	0	0	0
2	WALSH Mariah (C)		S		1.70	66	220	220	9 OCT 1994	0	1	1	2	1.68
3	DORMANN Alina		OS		1.85	70	243	241	8 AUG 1997	11	8	0	19	15.97
5	LIVINGSTON Caroline		WS		1.88	65	243	240	2 APR 1996	23	6	1	30	25.21
6	MOORE Julie		WS		1.79	67	229	229	27 SEP 1999	0	0	0	0	0
7	BABIN Maude		WS		1.82	70	240	237	14 AUG 1999	3	3	0	6	5.04
8	WHITE Kory		OS		1.80	62	242	241	23 JAN 1998	46	5	3	54	45.38
10	HERBIN-BAKER Courtney		S		1.88	96	238	238	14 JUL 1997	0	1	9	10	8.40
12	VINNELL Beth		MB		1.85	85	243	242	18 MAR 1999	18	6	2	26	21.85
13	JARMAN Vanessa		MB		1.88	75	244	240	25 SEP 1998	4	1	3	8	6.72
14	VELTMAN Kelsey		MB		1.88	77	238	237	2 APR 1996	22	17	4	43	36.13
16	HOWE Hilary		WS		1.86	77	245	242	16 JUN 1998	40	14	4	58	48.74
Coac EISLER Laurie							Assista SCOTT Rick / RATUSHNIAK Ryan							

Phase	Opponent	Sets	Points per Set
Preliminary - Group	MEX	3 - 0	25 - 20, 25 - 14, 25 - 22
Preliminary - Group	THA	3 - 0	28 - 26, 25 - 22, 25 - 16
Preliminary - Group	RUS	1 - 3	17 - 25, 25 - 19, 21 - 25, 15 - 25
Quarter-finals	HUN	0 - 3	17 - 25, 13 - 25, 18 - 25
Semifinals 5-8	BRA	1 - 3	25 - 19, 17 - 25, 23 - 25, 19 - 25

LEGEND

% Percentage of total team s (C) Team Captain BH Both Handed F1 Gold-medal Match F3 Bronze-medal Match
 F5 Final 5th-6th Place F7 Final 7th-8th Place Han Handedness L Libero LH Left Handed
 WS Outside hitter RH Right Handed S Setter SF5 Semifinals 5-8 SFL Semi-finals



THU 11 JUL 2019
Start Time 12:00 - End Time 13:13
Match Duration 1h12

Results
P2

CZE vs CAN
3 0

Team	Sets	1	2	3	Total
CZE	3	25	25	25	75
CAN	0	16	16	16	48
	Playing Time	22min	23min	22min	1h7

First Refere CHUNG (TPE)

Second Refere STANLEY (USA)

CZE - Czech Republic								
No.	Name	Pos	1	2	3	4	5	Pts
1	BOUSKOVA Sarka	WS	4	4	4			9
3	DIATKOVA Tereza	OS						
4	PESKOVA Veronika	MB		1	1			
5	SVOBODOVA Eva	WS	1	1	1			8
6	SMIDOVA Nicole	S						
7	NECASOVA Michaela	MB	2	2	2			7
8	SIMANOVA Pavlina (C)	MB	5	5	5			14
9	NOVA Lucie	WS	3	3	3			11
12	POSPISILOVA Anna	S	6	6	6			2
13	KVAPILOVA Katerina	MB						
17	SLAVIKOVA Tereza	L	L	L	L			

CAN - Canada								
No.	Name	Pos	1	2	3	4	5	Pts
1	BUJAN Cassie	L	L	L	L			
2	WALSH Mariah (C)	S		3	6			
3	DORMANN Alina	OS	8	2	2			1
5	LIVINGSTON Caroline	WS	6	6	1			7
6	MOORE Julie	WS			16			
7	BABIN Maude	WS		16				1
8	WHITE Kory	OS	2	10	3			5
10	HERBIN-BAKER Courtney	S	5	5	8			1
12	VINNELL Beth	MB	1	1				4
13	JARMAN Vanessa	MB	12		2			2
14	VELTMAN Kelsey	MB	4	4	5			12
16	HOWE Hilary	WS	3	3	4			3

Coach BEDNAR Lubos
Assistant Coach FOLTYN Ondrej

Coach EISLER Laurie
Assistant Coach SCOTT Rick / RATUSHNIAK Ryan

TEAM AND PLAYER PERFORMANCES

Won	Total Atts	No. Name	Scoring Skills	Won	Total Atts	No. Name
33	76	Total Team	Spike	26	82	Total Team
9	18	1 BOUSKOVA Sarka		7	13	14 VELTMAN Kelsey
6	8	8 SIMANOVA Pavlina		6	13	5 LIVINGSTON Caroline
6	21	5 SVOBODOVA Eva		4	17	8 WHITE Kory
5	24	Total Team	Block	6	28	Total Team
3	10	8 SIMANOVA Pavlina		3	12	14 VELTMAN Kelsey
1	2	9 NOVA Lucie		1	4	5 LIVINGSTON Caroline
1	3	7 NECASOVA Michaela		1	3	13 JARMAN Vanessa
13	74	Total Team	Serve	4	49	Total Team
6	20	9 NOVA Lucie		2	9	14 VELTMAN Kelsey
5	18	8 SIMANOVA Pavlina		1	5	8 WHITE Kory
2	13	5 SVOBODOVA Eva		1	6	12 VINNELL Beth
59		Total Team	Opp. Error	33		Total Team
110	174	Total Team	Total	69	159	Total Team
14	36	8 SIMANOVA Pavlina	Best Scorer	12	34	14 VELTMAN Kelsey

LEGEND

(C) Team Captain
nn Substitute where nn = shirt number of outgoing player
MB Middle blocker
OS Opposite hitter
S Setter
n Starting line-up where n= starting position on court
Atts Attempts
No. Shirt Number
Pos Playing Position
WS Outside hitter
L Substitute Libero
L Libero
Opp Opponent
Pts Points scored



THU 11 JUL 2019

Start Time 12:00 - End Time 13:13

Match Duration: 1h12

Match Statistics

P3


CZE vs CAN
3 0


Team	Sets	1	2	3	Total
CZE	3	25	25	25	75
CAN	0	16	16	16	48
	Playing Time	22min	23min	22min	1h7


First Refere CHUNG (TPE)

Second Refere STANLEY (USA)

CZE - Czech Republic

Scoring Spike	Rk	No.	Name	Spikes	Faults	Shots	Total Attempts	Eff %	
	1	8	SIMANOVA Pavlina	6	-	2	8	75.00	
	2	12	POSPISILOVA Anna	2	-	1	3	66.67	
	3	7	NECASOVA Michaela	6	1	4	11	45.45	
	4	1	BOUSKOVA Sarka	9	3	6	18	33.33	
	5	5	SVOBODOVA Eva	6	3	12	21	14.29	
	9	NOVA Lucie	4	4	7	15	-		
	3	DIATKOVA Tereza	-	-	-	-	-		
	4	PESKOVA Veronika	-	-	-	-	-		
	6	SMIDOVA Nicole	-	-	-	-	-		
	13	KVAPILOVA Katerina	-	-	-	-	-		
	17	SLAVIKOVA Tereza	-	-	-	-	-		
	Limit								
	15.00%								
	Team Totals				33	11	32	76	28.95

Scoring Block	Rk	No.	Name	Kill Blocks	Faults	Rebounds	Total Attempts	Avg. by Set	
	1	8	SIMANOVA Pavlina	3	2	5	10	1.00	
	2	7	NECASOVA Michaela	1	1	1	3	0.33	
	2	9	NOVA Lucie	1	-	1	2	0.33	
	1	BOUSKOVA Sarka	-	1	2	3	-		
	12	POSPISILOVA Anna	-	3	-	3	-		
	5	SVOBODOVA Eva	-	1	1	2	-		
	17	SLAVIKOVA Tereza	-	1	-	1	-		
	3	DIATKOVA Tereza	-	-	-	-	-		
	4	PESKOVA Veronika	-	-	-	-	-		
	6	SMIDOVA Nicole	-	-	-	-	-		
	13	KVAPILOVA Katerina	-	-	-	-	-		
	Team Totals				5	9	10	24	1.67

Scoring Service	Rk	No.	Name	Aces	Faults	Serve Hits	Total Attempts	Avg. by Set	
	1	9	NOVA Lucie	6	1	13	20	2.00	
	2	8	SIMANOVA Pavlina	5	1	12	18	1.67	
	3	5	SVOBODOVA Eva	2	2	9	13	0.67	
	12	POSPISILOVA Anna	-	-	9	9	-		
	7	NECASOVA Michaela	-	1	7	8	-		
	1	BOUSKOVA Sarka	-	1	5	6	-		
	3	DIATKOVA Tereza	-	-	-	-	-		
	4	PESKOVA Veronika	-	-	-	-	-		
	6	SMIDOVA Nicole	-	-	-	-	-		
	13	KVAPILOVA Katerina	-	-	-	-	-		
	17	SLAVIKOVA Tereza	-	-	-	-	-		
	Team Totals				13	6	55	74	4.33

Team	Opponent Errors & Team Faults	59	-		
------	-------------------------------	----	---	--	--



THU 11 JUL 2019

Start Time 12:00 - End Time 13:13


Match Duration: 1h12


Match Statistics

P3

CZE - Czech Republic

Non-Scoring Dig	Rk	No.	Name	Digs	Faults	Receptions	Total Attempts	Avg. by Set	
	1	17	SLAVIKOVA Tereza	5	1	6	12	5.00	
	2	5	SVOBODOVA Eva	3	-	4	7	1.00	
	3	9	NOVA Lucie	2	3	4	9	0.67	
	3	1	BOUSKOVA Sarka	2	1	1	4	0.67	
	3	12	POSPISILOVA Anna	2	1	1	4	0.67	
		7	NECASOVA Michaela	-	3	-	3	-	
		8	SIMANOVA Pavlina	-	-	1	1	-	
		3	DIATKOVA Tereza	-	-	-	-	-	
		4	PESKOVA Veronika	-	-	-	-	-	
		6	SMIDOVA Nicole	-	-	-	-	-	
		13	KVAPILOVA Katerina	-	-	-	-	-	
	Team Totals				14	9	17	40	4.67

Non-Scoring Set	Rk	No.	Name	Running Sets	Faults	Still Sets	Total Attempts	Avg. by Set	
	1	12	POSPISILOVA Anna	45	-	10	55	15.00	
	2	17	SLAVIKOVA Tereza	2	-	1	3	2.00	
	3	5	SVOBODOVA Eva	2	-	1	3	0.67	
	4	4	PESKOVA Veronika	1	-	-	1	0.50	
	5	8	SIMANOVA Pavlina	1	-	3	4	0.33	
	5	9	NOVA Lucie	1	-	-	1	0.33	
		1	BOUSKOVA Sarka	-	-	2	2	-	
		3	DIATKOVA Tereza	-	-	-	-	-	
		6	SMIDOVA Nicole	-	-	-	-	-	
		7	NECASOVA Michaela	-	-	-	-	-	
		13	KVAPILOVA Katerina	-	-	-	-	-	
	Team Totals				52	-	17	69	17.33

Non-Scoring Reception	Rk	No.	Name	Excellents	Faults	Serve Receptions	Total Attempts	Succ. %	
	1	17	SLAVIKOVA Tereza	3	-	3	6	50.00	
	1	4	PESKOVA Veronika	1	-	1	2	50.00	
	3	5	SVOBODOVA Eva	6	1	8	15	40.00	
	4	1	BOUSKOVA Sarka	6	3	11	20	30.00	
		3	DIATKOVA Tereza	-	-	-	-	-	
		6	SMIDOVA Nicole	-	-	-	-	-	
		7	NECASOVA Michaela	-	-	-	-	-	
		8	SIMANOVA Pavlina	-	-	-	-	-	
		9	NOVA Lucie	-	-	-	-	-	
		12	POSPISILOVA Anna	-	-	-	-	-	
		13	KVAPILOVA Katerina	-	-	-	-	-	
	Limit								
	25.00%				16	4	23	43	37.21



THU 11 JUL 2019


Start Time 12:00 - End Time 13:13


Match Duration: 1h12


Match Statistics

P3

CAN - Canada

Scoring Spike	Rk	No.	Name	Spikes	Faults	Shots	Total Attempts	Eff %
	1	12	VINNELL Beth	3	-	2	5	60.00
	2	14	VELTMAN Kelsey	7	2	4	13	38.46
	3	10	HERBIN-BAKER Courtney	1	-	2	3	33.33
	4	5	LIVINGSTON Caroline	6	3	4	13	23.08
		8	WHITE Kory	4	4	9	17	
		16	HOWE Hilary	3	6	9	18	
		3	DORMANN Alina	1	1	4	6	
		13	JARMAN Vanessa	1	2	1	4	
		7	BABIN Maude	-	1	1	2	
		1	BUJAN Cassie	-	-	1	1	
		2	WALSH Mariah	-	-	-	-	
		6	MOORE Julie	-	-	-	-	
	Limit							
15.00%	Team Totals			26	19	37	82	

Scoring Block	Rk	No.	Name	Kill Blocks	Faults	Rebounds	Total Attempts	Avg. by Set
	1	14	VELTMAN Kelsey	3	5	4	12	1.00
	1	7	BABIN Maude	1	-	-	1	1.00
	3	13	JARMAN Vanessa	1	1	1	3	0.50
	4	5	LIVINGSTON Caroline	1	2	1	4	0.33
		12	VINNELL Beth	-	1	4	5	
		10	HERBIN-BAKER Courtney	-	1	2	3	
		1	BUJAN Cassie	-	-	-	-	
		2	WALSH Mariah	-	-	-	-	
		3	DORMANN Alina	-	-	-	-	
		6	MOORE Julie	-	-	-	-	
		8	WHITE Kory	-	-	-	-	
		16	HOWE Hilary	-	-	-	-	
	Team Totals				6	10	12	28

Scoring Service	Rk	No.	Name	Aces	Faults	Serve Hits	Total Attempts	Avg. by Set
	1	14	VELTMAN Kelsey	2	2	5	9	0.67
	2	12	VINNELL Beth	1	2	3	6	0.50
	3	8	WHITE Kory	1	-	4	5	0.33
		16	HOWE Hilary	-	-	9	9	
		10	HERBIN-BAKER Courtney	-	1	6	7	
		5	LIVINGSTON Caroline	-	-	4	4	
		13	JARMAN Vanessa	-	-	4	4	
		2	WALSH Mariah	-	-	3	3	
		3	DORMANN Alina	-	-	2	2	
		1	BUJAN Cassie	-	-	-	-	
		6	MOORE Julie	-	-	-	-	
		7	BABIN Maude	-	-	-	-	
	Team Totals				4	5	40	49

Team	Opponent Errors & Team Faults	33	-		
-------------	--	-----------	----------	--	--



THU 11 JUL 2019


Start Time 12:00 - End Time 13:13


Match Duration: 1h12


Match Statistics

P3

CAN - Canada

Non-Scoring Dig	Rk	No.	Name	Digs	Faults	Receptions	Total Attempts	Avg. by Set
	1	1	BUJAN Cassie	1	8	5	14	1.00
	2	8	WHITE Kory	2	1	-	3	0.67
	3	2	WALSH Mariah	1	-	1	2	0.50
	4	5	LIVINGSTON Caroline	1	2	2	5	0.33
	4	14	VELTMAN Kelsey	1	-	2	3	0.33
		10	HERBIN-BAKER Courtney	-	2	4	6	
		16	HOWE Hilary	-	1	5	6	
		3	DORMANN Alina	-	1	-	1	
		13	JARMAN Vanessa	-	-	1	1	
		6	MOORE Julie	-	-	-	-	
		7	BABIN Maude	-	-	-	-	
		12	VINNELL Beth	-	-	-	-	
Team Totals				6	15	20	41	2.00

Non-Scoring Set	Rk	No.	Name	Running Sets	Faults	Still Sets	Total Attempts	Avg. by Set	
	1	10	HERBIN-BAKER Courtney	22	1	16	39	7.33	
	2	2	WALSH Mariah	13	1	13	27	6.50	
	3	1	BUJAN Cassie	3	-	4	7	3.00	
		8	WHITE Kory	-	-	1	1		
		16	HOWE Hilary	-	-	1	1		
		3	DORMANN Alina	-	-	-	-		
		5	LIVINGSTON Caroline	-	-	-	-		
		6	MOORE Julie	-	-	-	-		
		7	BABIN Maude	-	-	-	-		
		12	VINNELL Beth	-	-	-	-		
		13	JARMAN Vanessa	-	-	-	-		
		14	VELTMAN Kelsey	-	-	-	-		
	Team Totals				38	2	35	75	12.67

Non-Scoring Reception	Rk	No.	Name	Excellent	Faults	Serve Receptions	Total Attempts	Succ. %	
	1	5	LIVINGSTON Caroline	6	4	7	17	35.29	
	2	16	HOWE Hilary	6	6	22	34	17.65	
		1	BUJAN Cassie	2	1	11	14		
		6	MOORE Julie	-	1	1	2		
		13	JARMAN Vanessa	-	1	-	1		
		2	WALSH Mariah	-	-	-	-		
		3	DORMANN Alina	-	-	-	-		
		7	BABIN Maude	-	-	-	-		
		8	WHITE Kory	-	-	-	-		
		10	HERBIN-BAKER Courtney	-	-	-	-		
		12	VINNELL Beth	-	-	-	-		
		14	VELTMAN Kelsey	-	-	-	-		
	Limit				14	13	41	68	20.59

LEGEND

Avg. Average

Eff. Efficiency

No. Shirt Number

Rk Rank

Suc Success %



TUE 9 JUL 2019
Start Time 12:00

Start List

THA vs ARG

P1

First Refere STANLEY (USA)

Second Refere KELLEMBERGER (GER)

THA - Thailand

Shirt colour Blue

No.	Name	Shirt Name	Pos.	Han.	Height	Weight	Highest Reac		Date of Birth	Tournament Totals				
							Spike cm	Block cm		Spik	Bloc	Serv	Total	%
1	KANSATTRU Ruchisaya		L		1.59	61	0	0	12 SEP 2000	0	0	0	0	0
2	NILAPA Chatsuda		WS		1.70	70	0	0	11 DEC 199	2	0	1	3	2.88
3	JARAT Hathairat		MB		1.81	69	0	0	9 FEB 1996	1	0	0	1	0.96
7	SITTISAD Patcharaporn		WS		1.64	58	0	0	20 FEB 1996	27	0	1	28	26.92
8	KAMULTHALA Kaewkalaya		MB		1.78	69	0	0	7 AUG 1994	19	3	5	27	25.96
10	AEKPATCHA Kantima		OS		1.74	60	0	0	5 SEP 1999	0	0	0	0	0
11	LAOLAEM Aurairat		S		1.68	60	0	0	4 JUL 1999	0	0	0	0	0
12	PHOCHAROEN Sineenat	PHOCHAROE	OS		1.73	64	0	0	19 MAY 199	21	1	1	23	22.12
13	PINSUWAN Khatthalee (C)		WS		1.70	69	0	0	30 OCT 199	32	0	3	35	33.65
16	PANKAEW Parinya		S		1.70	64	0	0	27 DEC 199	1	1	5	7	6.73
17	SANGPAN Sasiwimol		MB		1.76	64	0	0	27 JAN 1995	13	3	1	17	16.35
19	PROMNOK Arisa		WS		1.63	57	0	0	9 OCT 1997	1	0	0	1	0.96

Coac JAMJANG Nipon

Assista TANEI Tossapon

Phase	Opponent	Sets	Points per Set
Preliminary - Group	RUS	0 - 3	14 - 25, 15 - 25, 19 - 25
Preliminary - Group	CAN	0 - 3	26 - 28, 22 - 25, 16 - 25
Preliminary - Group	MEX	3 - 1	25 - 17, 25 - 22, 23 - 25, 25 - 17

ARG - Argentina

Shirt colour White

No.	Name	Shirt Name	Pos.	Han.	Height	Weight	Highest Reac		Date of Birth	Tournament Totals				
							Spike cm	Block cm		Spik	Bloc	Serv	Total	%
1	COSULICH MARTINEZ Maria		S		1.70	66	0	0	4 MAR 1996	0	0	1	1	1.67
2	NUNEZ Maria Victoria		MB		1.80	69	0	0	3 AUG 1998	11	3	1	15	25.00
5	GONZALEZ PEREYRA Arian		MB		1.84	75	0	0	21 SEP 1994	2	2	0	4	6.67
6	NIEVA Gisela Vanina		OS		1.79	78	0	0	17 AUG 199	3	0	0	3	5.00
7	CORBALAN Maria De La Paz		WS		1.76	68	0	0	7 NOV 1998	2	1	0	3	5.00
8	PICCOLO Sol Ayelen		OS		1.88	78	0	0	11 SEP 1996	38	2	2	42	70.00
9	REINOSO Rosa Elena		WS		1.77	76	0	0	26 MAR 199	12	2	4	18	30.00
10	SORIA Agostina Denisse		WS		1.81	70	0	0	9 OCT 1998	14	1	3	18	30.00
11	CORREA Florencia Micaela		MB		1.78	71	0	0	5 OCT 1998	10	6	3	19	31.67
12	VERASIO Irene		WS		1.74	63	0	0	14 JUL 1996	17	2	3	22	36.67
13	GERMANIER Sabrina Soleda		S		1.74	69	0	0	7 JUN 1999	1	3	4	8	13.33
14	NIELSON RAMELLA Daniela		L		1.74	64	0	0	19 FEB 1998	0	0	0	0	0

Coac VINCENTE Maria Laura

Assista GONZALEZ Sebastian Omar

Phase	Opponent	Sets	Points per Set
Preliminary - Group	TPE	1 - 3	15 - 25, 20 - 25, 25 - 19, 15 - 25
Preliminary - Group	HUN	0 - 3	20 - 25, 22 - 25, 19 - 25
Preliminary - Group	CZE	1 - 3	23 - 25, 25 - 22, 21 - 25, 12 - 25

LEGEND

% Percentage of total team s (C) Team Captain
 F5 Final 5th-6th Place F7 Final 7th-8th Place
 SFL Semi-finals WS Outside hitter
 BH Both Handed L Libero
 Han Handedness S Setter
 RH Right Handed F1 Gold-medal Match
 F3 Bronze-medal Match LH Left Handed
 SF5 Semifinals 5-8



TUE 9 JUL 2019
Start Time 11:59 - End Time 13:53
Match Duration 1h53

Results
P2

THA vs ARG
1 3

Team	Sets	1	2	3	4	Total
THA	1	21	25	19	17	82
ARG	3	25	22	25	25	97
	Playing Time	22min	27min	28min	26min	1h43

First Refere STANLEY (USA)

Second Refere KELLEMBERGER (GER)

THA - Thailand								
No.	Name	Pos	1	2	3	4	5	Pts
1	KANSATTRU Ruchisaya	L	L	L	L	L		
2	NILAPA Chatsuda	WS					7	
3	JARAT Hathairat	MB			17			
7	SITTISAD Patcharaporn	WS	5	6	5	6		16
8	KAMULTHALA Kaewkalaya	MB	3	4	3	4		11
10	AEKPATCHA Kantima	OS		16		16		
11	LAOLAEM Aurairat	S		12		12		
12	PHOCHAROEN Sineenat	OS	4	5	4	5		12
13	PINSUWAN Khatthalee (C)	WS	2	3	2	3		12
16	PANKAEW Parinya	S	1	2	1	2		2
17	SANGPAN Sasiwimol	MB	6	1	6	1		5
19	PROMNOK Arisa	WS	13	13	13	13		1

Coach JAMJANG Nipon
Assistant Coach TANEE Tossapon

ARG - Argentina								
No.	Name	Pos	1	2	3	4	5	Pts
1	COSULICH MARTINEZ Maria	S						
2	NUNEZ Maria Victoria	MB						
5	GONZALEZ PEREYRA Arian	MB	6	6	6	6		9
6	NIEVA Gisela Vanina	OS						
7	CORBALAN Maria De La Paz	WS			12			1
8	PICCOLO Sol Ayelen	OS	4	4	4	4		28
9	REINOSO Rosa Elena	WS		12		2		8
10	SORIA Agostina Denisse	WS	2	2				2
11	CORREA Florencia Micaela	MB	3	3	3	3		8
12	VERASIO Irene	WS	5	5	5	5		19
13	GERMANIER Sabrina Soleda	S	1	1	1	1		3
14	NIELSON RAMELLA	L	L	L	L	L		

Coach VINCENTE Maria Laura
Assistant Coach GONZALEZ Sebastian Omar

TEAM AND PLAYER PERFORMANCES

Won	Total Atts	No. Name	Scoring Skills	Won	Total Atts	No. Name
50	147	Total Team	Spike	60	149	Total Team
16	46	7 SITTISAD Patcharaporn		23	51	8 PICCOLO Sol Ayelen
12	41	12 PHOCHAROEN Sineenat		15	41	12 VERASIO Irene
10	28	13 PINSUWAN Khatthalee		7	12	9 REINOSO Rosa Elena
7	62	Total Team	Block	12	55	Total Team
3	13	17 SANGPAN Sasiwimol		4	21	5 GONZALEZ PEREYRA Ariana
2	26	8 KAMULTHALA Kaewkalaya		3	7	12 VERASIO Irene
2	5	13 PINSUWAN Khatthalee		2	6	8 PICCOLO Sol Ayelen
2	83	Total Team	Serve	6	96	Total Team
2	17	16 PANKAEW Parinya		3	21	8 PICCOLO Sol Ayelen
				1	14	12 VERASIO Irene
				1	22	11 CORREA Florencia Micaela
54		Total Team	Opp. Error	60		Total Team
113	292	Total Team	Total	138	300	Total Team

16	62	7 SITTISAD Patcharaporn	Best Scorer	28	78	8 PICCOLO Sol Ayelen
----	----	-------------------------	--------------------	----	----	----------------------

LEGEND

(C) Team Captain
 nn Substitute where nn = shirt number of outgoing player
 MB Middle blocker
 OS Opposite hitter
 S Setter
 n Starting line-up where n= starting position on court
 Atts Attempts
 No. Shirt Number
 Pos Playing Position
 WS Outside hitter
 L Substitute Libero
 L Libero
 Opp Opponent
 Pts Points scored



TUE 9 JUL 2019

Start Time 11:59 - End Time 13:53

Match Duration: 1h53

Match Statistics

P3

THA vs ARG


1 3


Team	Sets	1	2	3	4	Total
THA	1	21	25	19	17	82
ARG	3	25	22	25	25	97
	Playing Time	22min	27min	28min	26min	1h43

First Refere STANLEY (USA)

Second Refere KELLEMBERGER (GER)

THA - Thailand

Scoring Spike	Rk	No.	Name	Spikes	Faults	Shots	Total Attempts	Eff %
	1	19	PROMNOK Arisa	1	-	1	2	50.00
	2	8	KAMULTHALA Kaewkalaya	9	3	7	19	31.58
	3	7	SITTISAD Patcharaporn	16	4	26	46	26.09
	12	7	PHOCHAROEN Sineenat	12	4	25	41	
	13	13	PINSUWAN Khatthalee	10	5	13	28	
	17	17	SANGPAN Sasiwimol	2	1	3	6	
	10	10	AEKPATCHA Kantima	-	2	1	3	
	3	3	JARAT Hathairat	-	-	1	1	
	16	16	PANKAEW Parinya	-	-	1	1	
	1	1	KANSATTRU Ruchisaya	-	-	-	-	
	2	2	NILAPA Chatsuda	-	-	-	-	
11	11	LAOLAEM Aurairat	-	-	-	-		
Limit								
15.00%								
Team Totals				50	19	78	147	

Scoring Block	Rk	No.	Name	Kill Blocks	Faults	Rebounds	Total Attempts	Avg. by Set
	1	17	SANGPAN Sasiwimol	3	4	6	13	0.75
	2	8	KAMULTHALA Kaewkalaya	2	8	16	26	0.50
	2	13	PINSUWAN Khatthalee	2	2	1	5	0.50
	7	7	SITTISAD Patcharaporn	-	5	4	9	
	12	12	PHOCHAROEN Sineenat	-	3	5	8	
	16	16	PANKAEW Parinya	-	1	-	1	
	1	1	KANSATTRU Ruchisaya	-	-	-	-	
	2	2	NILAPA Chatsuda	-	-	-	-	
	3	3	JARAT Hathairat	-	-	-	-	
	10	10	AEKPATCHA Kantima	-	-	-	-	
	11	11	LAOLAEM Aurairat	-	-	-	-	
19	19	PROMNOK Arisa	-	-	-	-		
Team Totals				7	23	32	62	1.75

Scoring Service	Rk	No.	Name	Aces	Faults	Serve Hits	Total Attempts	Avg. by Set
	1	16	PANKAEW Parinya	2	1	14	17	0.50
	8	8	KAMULTHALA Kaewkalaya	-	1	16	17	
	13	13	PINSUWAN Khatthalee	-	1	13	14	
	12	12	PHOCHAROEN Sineenat	-	-	13	13	
	17	17	SANGPAN Sasiwimol	-	1	10	11	
	7	7	SITTISAD Patcharaporn	-	2	5	7	
	19	19	PROMNOK Arisa	-	-	2	2	
	3	3	JARAT Hathairat	-	-	1	1	
	11	11	LAOLAEM Aurairat	-	-	1	1	
	1	1	KANSATTRU Ruchisaya	-	-	-	-	
	2	2	NILAPA Chatsuda	-	-	-	-	
10	10	AEKPATCHA Kantima	-	-	-	-		
Team Totals				2	6	75	83	0.50

Team	Opponent Errors & Team Faults	54	1		
------	-------------------------------	----	---	--	--



TUE 9 JUL 2019

Start Time 11:59 - End Time 13:53


Match Duration: 1h53


Match Statistics

P3

THA - Thailand

Non-Scoring Dig	Rk	No.	Name	Digs	Faults	Receptions	Total Attempts	Avg. by Set
	1	1	KANSATTRU Ruchisaya	3	5	17	25	3.00
	2	13	PINSUWAN Khatthalee	3	1	4	8	0.75
	3	12	PHOCHAROEN Sineenat	1	2	3	6	0.25
		16	PANKAEW Parinya	-	3	13	16	
		8	KAMULTHALA Kaewkalaya	-	1	8	9	
		7	SITTISAD Patcharaporn	-	2	2	4	
		17	SANGPAN Sasiwimol	-	2	2	4	
		11	LAOLAEM Aurairat	-	-	2	2	
		19	PROMNOK Arisa	-	1	1	2	
		2	NILAPA Chatsuda	-	-	-	-	
		3	JARAT Hathairat	-	-	-	-	
		10	AEKPATCHA Kantima	-	-	-	-	
	Team Totals				7	17	52	76

Non-Scoring Set	Rk	No.	Name	Running Sets	Faults	Still Sets	Total Attempts	Avg. by Set
	1	16	PANKAEW Parinya	49	-	56	105	12.25
	2	1	KANSATTRU Ruchisaya	3	-	9	12	3.00
	3	11	LAOLAEM Aurairat	2	-	1	3	1.00
	4	8	KAMULTHALA Kaewkalaya	1	1	4	6	0.25
		12	PHOCHAROEN Sineenat	-	-	4	4	
		17	SANGPAN Sasiwimol	-	-	3	3	
		19	PROMNOK Arisa	-	-	1	1	
		2	NILAPA Chatsuda	-	-	-	-	
		3	JARAT Hathairat	-	-	-	-	
		7	SITTISAD Patcharaporn	-	-	-	-	
		10	AEKPATCHA Kantima	-	-	-	-	
		13	PINSUWAN Khatthalee	-	-	-	-	
	Team Totals				55	1	78	134

Non-Scoring Reception	Rk	No.	Name	Excellents	Faults	Serve Receptions	Total Attempts	Succ. %
	1	1	KANSATTRU Ruchisaya	8	-	10	18	44.44
	2	13	PINSUWAN Khatthalee	7	1	10	18	38.89
	3	19	PROMNOK Arisa	3	-	5	8	37.50
	4	7	SITTISAD Patcharaporn	10	4	16	30	33.33
		12	PHOCHAROEN Sineenat	2	1	8	11	
		10	AEKPATCHA Kantima	-	-	1	1	
		17	SANGPAN Sasiwimol	-	-	1	1	
		2	NILAPA Chatsuda	-	-	-	-	
		3	JARAT Hathairat	-	-	-	-	
		8	KAMULTHALA Kaewkalaya	-	-	-	-	
		11	LAOLAEM Aurairat	-	-	-	-	
		16	PANKAEW Parinya	-	-	-	-	
	Limit							
25.00%				30	6	51	87	34.48



TUE 9 JUL 2019


Start Time 11:59 - End Time 13:53


Match Duration: 1h53


Match Statistics

P3

ARG - Argentina

Scoring Spike	Rk	No.	Name	Spikes	Faults	Shots	Total Attempts	Eff %	
	1	9	REINOSO Rosa Elena	7	1	4	12	50.00	
	2	8	PICCOLO Sol Ayelen	23	2	26	51	41.18	
	3	11	CORREA Florencia Micaela	6	2	5	13	30.77	
	3	5	GONZALEZ PEREYRA Ariana	5	1	7	13	30.77	
	5	7	CORBALAN Maria De La Paz	1	-	3	4	25.00	
		12	VERASIO Irene	15	9	17	41		
		10	SORIA Agostina Denisse	2	2	5	9		
		13	GERMANIER Sabrina Soledad	1	-	5	6		
		1	COSULICH MARTINEZ Maria Luz	-	-	-	-		
		2	NUNEZ Maria Victoria	-	-	-	-		
		6	NIEVA Gisela Vanina	-	-	-	-		
		14	NIELSON RAMELLA	-	-	-	-		
	Limit								
	15.00%	Team Totals			60	17	72	149	28.86

Scoring Block	Rk	No.	Name	Kill Blocks	Faults	Rebounds	Total Attempts	Avg. by Set	
	1	5	GONZALEZ PEREYRA Ariana	4	4	13	21	1.00	
	2	12	VERASIO Irene	3	2	2	7	0.75	
	3	8	PICCOLO Sol Ayelen	2	2	2	6	0.50	
	3	13	GERMANIER Sabrina Soledad	2	-	3	5	0.50	
	5	11	CORREA Florencia Micaela	1	5	6	12	0.25	
		9	REINOSO Rosa Elena	-	2	2	4		
		1	COSULICH MARTINEZ Maria Luz	-	-	-	-		
		2	NUNEZ Maria Victoria	-	-	-	-		
		6	NIEVA Gisela Vanina	-	-	-	-		
		7	CORBALAN Maria De La Paz	-	-	-	-		
		10	SORIA Agostina Denisse	-	-	-	-		
		14	NIELSON RAMELLA	-	-	-	-		
	Team Totals				12	15	28	55	3.00

Scoring Service	Rk	No.	Name	Aces	Faults	Serve Hits	Total Attempts	Avg. by Set	
	1	8	PICCOLO Sol Ayelen	3	1	17	21	0.75	
	2	9	REINOSO Rosa Elena	1	-	7	8	0.33	
	3	11	CORREA Florencia Micaela	1	2	19	22	0.25	
	3	12	VERASIO Irene	1	1	12	14	0.25	
		13	GERMANIER Sabrina Soledad	-	2	11	13		
		10	SORIA Agostina Denisse	-	1	9	10		
		5	GONZALEZ PEREYRA Ariana	-	1	7	8		
		1	COSULICH MARTINEZ Maria Luz	-	-	-	-		
		2	NUNEZ Maria Victoria	-	-	-	-		
		6	NIEVA Gisela Vanina	-	-	-	-		
		7	CORBALAN Maria De La Paz	-	-	-	-		
		14	NIELSON RAMELLA	-	-	-	-		
	Team Totals				6	8	82	96	1.50

Team	Opponent Errors & Team Faults	60	2		
-------------	--	-----------	----------	--	--



TUE 9 JUL 2019


Start Time 11:59 - End Time 13:53


Match Duration: 1h53


Match Statistics

P3

ARG - Argentina

Non-Scoring Dig	Rk	No.	Name	Digs	Faults	Receptions	Total Attempts	Avg. by Set
	1	14	NIELSON RAMELLA	4	7	11	22	4.00
	2	12	VERASIO Irene	2	3	8	13	0.50
	3	9	REINOSO Rosa Elena	1	2	9	12	0.33
	8		PICCOLO Sol Ayelen	-	3	12	15	
	13		GERMANIER Sabrina Soledad	-	3	10	13	
	10		SORIA Agostina Denisse	-	-	8	8	
	5		GONZALEZ PEREYRA Ariana	-	1	2	3	
	1		COSULICH MARTINEZ Maria Luz	-	-	1	1	
	11		CORREA Florencia Micaela	-	-	1	1	
	2		NUNEZ Maria Victoria	-	-	-	-	
	6		NIEVA Gisela Vanina	-	-	-	-	
	7		CORBALAN Maria De La Paz	-	-	-	-	
	Team Totals				7	19	62	88

Non-Scoring Set	Rk	No.	Name	Running Sets	Faults	Still Sets	Total Attempts	Avg. by Set
	1	13	GERMANIER Sabrina Soledad	64	-	45	109	16.00
	2	14	NIELSON RAMELLA	3	-	7	10	3.00
	9		REINOSO Rosa Elena	-	-	3	3	
	11		CORREA Florencia Micaela	-	-	3	3	
	8		PICCOLO Sol Ayelen	-	-	2	2	
	5		GONZALEZ PEREYRA Ariana	-	-	1	1	
	10		SORIA Agostina Denisse	-	-	1	1	
	12		VERASIO Irene	-	-	1	1	
	1		COSULICH MARTINEZ Maria Luz	-	-	-	-	
	2		NUNEZ Maria Victoria	-	-	-	-	
	6		NIEVA Gisela Vanina	-	-	-	-	
	7		CORBALAN Maria De La Paz	-	-	-	-	
	Team Totals				67	-	63	130

Non-Scoring Reception	Rk	No.	Name	Excellents	Faults	Serve Receptions	Total Attempts	Succ. %
	1	9	REINOSO Rosa Elena	9	-	6	15	60.00
	2	14	NIELSON RAMELLA	7	2	5	14	50.00
	3	12	VERASIO Irene	15	-	16	31	48.39
	4	10	SORIA Agostina Denisse	4	-	8	12	33.33
	5		GONZALEZ PEREYRA Ariana	-	-	1	1	
	7		CORBALAN Maria De La Paz	-	-	1	1	
	11		CORREA Florencia Micaela	-	-	1	1	
	1		COSULICH MARTINEZ Maria Luz	-	-	-	-	
	2		NUNEZ Maria Victoria	-	-	-	-	
	6		NIEVA Gisela Vanina	-	-	-	-	
	8		PICCOLO Sol Ayelen	-	-	-	-	
	13		GERMANIER Sabrina Soledad	-	-	-	-	
	Limit				35	2	38	75
25.00%	Team Totals			35	2	38	75	46.67

LEGEND

Avg. Average

Eff. Efficiency

No. Shirt Number

Rk Rank

Suc Success %



TUE 9 JUL 2019
Start Time 14:30

Start List

USA vs UKR

P1

First Refere KITTICHAISOMBAT (THA)

Second Refere CHUNG (TPE)

USA - United States

Shirt colour White

No.	Name	Shirt Name	Pos.	Han.	Height	Weight	Highest Reac		Date of Birth	Tournament Totals				
							Spike cm	Block cm		Spik	Bloc	Serv	Total	%
1	FITZMORRIS Audriana Marg		OS		1.98	86	0	0	30 OCT 199	14	3	0	17	29.31
2	SAMEDY Stephanie		OS		1.88	83	0	0	27 SEP 1998	29	3	0	32	55.17
3	BROWN Diana Elizabeth		S		1.82	68	0	0	14 SEP 1999	1	1	0	2	3.45
4	DILFER Victoria Belle		S		1.77	72	0	0	26 FEB 1999	0	1	3	4	6.90
5	ESCHENBERG Kennedy Myk		MB		1.95	77	0	0	4 APR 1998	2	3	0	5	8.62
6	GATES Madeleine Randel		MB		1.90	76	0	0	30 OCT 199	5	4	3	12	20.69
7	NIECE Avalyn Keli		MB		1.82	83	0	0	10 JUL 1998	11	2	0	13	22.41
8	BARNES Lauren Margaret		L		1.67	65	0	0	29 JUN 1999	0	0	0	0	0
9	BAJEMA Kara Jane (C)		WS		1.88	81	0	0	24 MAR 199	27	3	0	30	51.72
10	KUYAVA-DE BERG Kylie Mar		WS		1.93	86	0	0	30 MAR 199	10	2	6	18	31.03
11	ROLLINS Adanna Lauran		WS		1.83	66	0	0	10 OCT 199	3	0	2	5	8.62
12	MC CLURE Meghan Shea		WS		1.82	72	0	0	19 AUG 199	0	0	2	2	3.45

Coac COOK Robert

Assista LAUNIERE Elizabeth / KELLY William Timothy

Phase	Opponent	Sets	Points per Set
Preliminary - Group	ITA	0 - 3	19 - 25, 22 - 25, 23 - 25
Preliminary - Group	SUI	3 - 0	25 - 17, 25 - 15, 25 - 16
Preliminary - Group	JPN	0 - 3	15 - 25, 18 - 25, 23 - 25

UKR - Ukraine

Shirt colour Blue

No.	Name	Shirt Name	Pos.	Han.	Height	Weight	Highest Reac		Date of Birth	Tournament Totals				
							Spike cm	Block cm		Spik	Bloc	Serv	Total	%
1	DUDNYK Kateryna		WS		1.88	80	310	295	30 DEC 199	34	4	3	41	51.25
2	KARPETS Diana		MB		1.90	72	310	290	6 AUG 1996	25	8	0	33	41.25
3	MAZENKO Maryna		MB		1.84	74	295	280	7 MAY 1998	6	3	1	10	12.50
4	ZHULA Hanna		WS		1.83	66	300	285	3 MAY 1997	1	0	0	1	1.25
5	MILENKO Oleksandra		WS		1.80	67	300	285	29 JUN 1999	1	0	0	1	1.25
6	DUDENOK Daria		L		1.68	51	245	235	10 MAY 200	0	0	0	0	0
7	MIRCHEVA Anhelina		S		1.82	69	290	270	23 JAN 1994	3	1	0	4	5.00
10	YEFREMENKO Anna		OS		1.90	78	305	290	16 OCT 199	16	3	4	23	28.75
12	FRANKEVYCH Diana		WS		1.87	67	300	285	21 MAR 199	3	0	0	3	3.75
17	MAIEVSKA Anastasiia		MB		1.90	74	300	290	6 JAN 2001	3	3	2	8	10.00
18	NAPALKOVA Olena (C)		S		1.84	65	290	270	17 AUG 199	3	1	4	8	10.00

Coac ROMANOVYCH Andriy

Assista MELIUSHKYN Danylo / TSYLIURA Oleksandr

Phase	Opponent	Sets	Points per Set
Preliminary - Group	GER	1 - 3	23 - 25, 22 - 25, 25 - 22, 23 - 25
Preliminary - Group	CHN	1 - 3	25 - 22, 17 - 25, 8 - 25, 17 - 25
Preliminary - Group	BRA	0 - 3	22 - 25, 21 - 25, 12 - 25

LEGEND

% Percentage of total team s (C) Team Captain BH Both Handed F1 Gold-medal Match F3 Bronze-medal Match
 F5 Final 5th-6th Place F7 Final 7th-8th Place Han Handedness L Libero LH Left Handed
 SFL Semi-finals WS Outside hitter RH Right Handed S Setter SF5 Semifinals 5-8



TUE 9 JUL 2019
Start Time 14:29 - End Time 16:17
Match Duration 1h47

Results
P2

USA vs UKR
3 1

Team	Sets	1	2	3	4	Total
USA	3	24	25	25	25	99
UKR	1	26	22	17	18	83
	Playing Time	25min	25min	24min	23min	1h37

First Refere KITTICHAISOMBAT (THA)

Second Refere CHUNG (TPE)

USA - United States								
No.	Name	Pos	1	2	3	4	5	Pts
1	FITZMORRIS Audriana Marga	OS		4	5	4		10
2	SAMEDY Stephanie	OS	6		4	4		9
3	BROWN Diana Elizabeth	S	3		1	1		2
4	DILFER Victoria Belle	S		1	2	1		3
5	ESCHENBERG Kennedy Myk	MB		3	4	3		10
6	GATES Madeleine Randel	MB	5			6		6
7	NIECE Avalyn Keli	MB	2	6	1			6
8	BARNES Lauren Margaret	L	L	L	L	L		
9	BAJEMA Kara Jane (C)	WS	4	2	3			16
10	KUYAVA-DE BERG Kylie Mari	WS				2		3
11	ROLLINS Adanna Lauran	WS		9	9			2
12	MC CLURE Meghan Shea	WS	1	5	6	5		11

UKR - Ukraine								
No.	Name	Pos	1	2	3	4	5	Pts
1	DUDNYK Kateryna	WS	2	3	2	3		13
2	KARPETS Diana	MB	3	4	3	4		6
3	MAZENKO Maryna	MB	6	1	6	1		7
4	ZHULA Hanna	WS						
5	MILENKO Oleksandra	WS	5	6	5	6		17
6	DUENOK Daria	L	L	L	L	L		
7	MIRCHEVA Anhelina	S		18	18	2		2
10	YEFREMENKO Anna	OS	4	5	4	5		5
12	FRANKEVYCH Diana	WS	5		10	5		1
17	MAIEVSKA Anastasiia	MB			3			
18	NAPALKOVA Olena (C)	S	1	2	1			4

Coach COOK Robert
Assistant Coach LAUNIERE Elizabeth / KELLY William

Coach ROMANOVYCH Andriy
Assistant Coach MELIUSHKYN Danylo / TSYLIURA Oleksandr

TEAM AND PLAYER PERFORMANCES

Won	Total Atts	No. Name	Scoring Skills	Won	Total Atts	No. Name
64	126	Total Team	Spike	44	119	Total Team
16	25	9 BAJEMA Kara Jane		16	34	5 MILENKO Oleksandra
10	28	12 MC CLURE Meghan Shea		12	36	1 DUDNYK Kateryna
9	19	1 FITZMORRIS Audriana Margaret		6	9	3 MAZENKO Maryna
10	52	Total Team	Block	6	35	Total Team
2	9	5 ESCHENBERG Kennedy Mykel		2	3	18 NAPALKOVA Olena
2	6	7 NIECE Avalyn Keli		2	10	2 KARPETS Diana
2	9	6 GATES Madeleine Randel		1	4	1 DUDNYK Kateryna
4	98	Total Team	Serve	5	84	Total Team
2	7	10 KUYAVA-DE BERG Kylie Marie		1	8	18 NAPALKOVA Olena
1	12	5 ESCHENBERG Kennedy Mykel		1	16	5 MILENKO Oleksandra
1	11	6 GATES Madeleine Randel		1	9	10 YEFREMENKO Anna
59		Total Team	Opp. Error	66		Total Team
137	276	Total Team	Total	121	238	Total Team
16	36	9 BAJEMA Kara Jane	Best Scorer	17	51	5 MILENKO Oleksandra

LEGEND

(C) Team Captain
nn Substitute where nn = shirt number of outgoing player
MB Middle blocker
OS Opposite hitter
S Setter
n Starting line-up where n= starting position on court
Atts Attempts
No. Shirt Number
Pos Playing Position
WS Outside hitter
L Substitute Libero
L Libero
Opp Opponent
Pts Points scored



TUE 9 JUL 2019

Start Time 14:29 - End Time 16:17

Match Duration: 1h47

Match Statistics

P3

USA vs UKR
3 1


Team	Sets	1	2	3	4	Total
USA	3	24	25	25	25	99
UKR	1	26	22	17	18	83
	Playing Time	25min	25min	24min	23min	1h37


First Refere KITTICHAISOMBAT (THA)

Second Refere CHUNG (TPE)

USA - United States

Scoring Spike	Rk	No.	Name	Spikes	Faults	Shots	Total Attempts	Eff %
	1	4	DILFER Victoria Belle	3	-	1	4	75.00
	2	5	ESCHENBERG Kennedy Mykel	7	-	5	12	58.33
	3	7	NIECE Avalyn Keli	4	-	3	7	57.14
	4	9	BAJEMA Kara Jane	16	3	6	25	52.00
	5	2	SAMEDY Stephanie	8	1	5	14	50.00
	5	11	ROLLINS Adanna Lauran	2	-	2	4	50.00
	5	3	BROWN Diana Elizabeth	1	-	1	2	50.00
	8	6	GATES Madeleine Randel	3	1	1	5	40.00
	9	1	FITZMORRIS Audriana Margaret	9	4	6	19	26.32
	12	MC CLURE Meghan Shea	10	5	13	28		
	10	KUYAVA-DE BERG Kylie Marie	1	2	3	6		
	8	BARNES Lauren Margaret	-	-	-	-		
Limit								
15.00%								
Team Totals				64	16	46	126	38.10

Scoring Block	Rk	No.	Name	Kill Blocks	Faults	Rebounds	Total Attempts	Avg. by Set
	1	6	GATES Madeleine Randel	2	2	5	9	1.00
	2	5	ESCHENBERG Kennedy Mykel	2	5	2	9	0.67
	2	7	NIECE Avalyn Keli	2	3	1	6	0.67
	4	1	FITZMORRIS Audriana Margaret	1	3	5	9	0.33
	4	2	SAMEDY Stephanie	1	4	2	7	0.33
	4	3	BROWN Diana Elizabeth	1	1	1	3	0.33
	7	12	MC CLURE Meghan Shea	1	2	1	4	0.25
		9	BAJEMA Kara Jane	-	-	3	3	
		4	DILFER Victoria Belle	-	1	1	2	
		8	BARNES Lauren Margaret	-	-	-	-	
		10	KUYAVA-DE BERG Kylie Marie	-	-	-	-	
	11	ROLLINS Adanna Lauran	-	-	-	-		
Team Totals				10	21	21	52	2.50

Scoring Service	Rk	No.	Name	Aces	Faults	Serve Hits	Total Attempts	Avg. by Set
	1	10	KUYAVA-DE BERG Kylie Marie	2	-	5	7	2.00
	2	6	GATES Madeleine Randel	1	-	10	11	0.50
	3	5	ESCHENBERG Kennedy Mykel	1	1	10	12	0.33
		12	MC CLURE Meghan Shea	-	2	15	17	
		4	DILFER Victoria Belle	-	3	10	13	
		7	NIECE Avalyn Keli	-	1	8	9	
		9	BAJEMA Kara Jane	-	2	6	8	
		3	BROWN Diana Elizabeth	-	2	5	7	
		1	FITZMORRIS Audriana Margaret	-	3	2	5	
		11	ROLLINS Adanna Lauran	-	1	4	5	
	2	SAMEDY Stephanie	-	1	3	4		
	8	BARNES Lauren Margaret	-	-	-	-		
Team Totals				4	16	78	98	1.00

Team	Opponent Errors & Team Faults	59	-		



TUE 9 JUL 2019


Start Time 14:29 - End Time 16:17


Match Duration: 1h47


Match Statistics

P3

USA - United States

Non-Scoring Dig	Rk	No.	Name	Digs	Faults	Receptions	Total Attempts	Avg. by Set
	1	8	BARNES Lauren Margaret	2	7	3	12	2.00
	1	10	KUYAVA-DE BERG Kylie Marie	2	-	1	3	2.00
	3	12	MC CLURE Meghan Shea	2	1	8	11	0.50
	4	4	DILFER Victoria Belle	1	3	4	8	0.33
	4	9	BAJEMA Kara Jane	1	-	4	5	0.33
		2	SAMEDY Stephanie	-	1	4	5	
		3	BROWN Diana Elizabeth	-	-	4	4	
		1	FITZMORRIS Audriana Margaret	-	1	1	2	
		6	GATES Madeleine Randel	-	-	2	2	
		5	ESCHENBERG Kennedy Mykel	-	1	-	1	
		7	NIECE Avalyn Keli	-	-	1	1	
	11	ROLLINS Adanna Lauran	-	-	-	-		
Team Totals				8	14	32	54	2.00

Non-Scoring Set	Rk	No.	Name	Running Sets	Faults	Still Sets	Total Attempts	Avg. by Set
	1	4	DILFER Victoria Belle	28	-	22	50	9.33
	2	3	BROWN Diana Elizabeth	21	-	5	26	7.00
	3	9	BAJEMA Kara Jane	1	-	1	2	0.33
		8	BARNES Lauren Margaret	-	-	10	10	
		1	FITZMORRIS Audriana Margaret	-	-	1	1	
		5	ESCHENBERG Kennedy Mykel	-	-	1	1	
		6	GATES Madeleine Randel	-	-	1	1	
		7	NIECE Avalyn Keli	-	-	1	1	
		12	MC CLURE Meghan Shea	-	-	1	1	
		2	SAMEDY Stephanie	-	-	-	-	
		10	KUYAVA-DE BERG Kylie Marie	-	-	-	-	
	11	ROLLINS Adanna Lauran	-	-	-	-		
Team Totals				50	-	43	93	12.50

Non-Scoring Reception	Rk	No.	Name	Excellents	Faults	Serve Receptions	Total Attempts	Succ. %
	1	3	BROWN Diana Elizabeth	1	-	-	1	100.00
	2	10	KUYAVA-DE BERG Kylie Marie	2	-	2	4	50.00
	3	11	ROLLINS Adanna Lauran	2	-	4	6	33.33
		12	MC CLURE Meghan Shea	6	1	35	42	
		8	BARNES Lauren Margaret	2	2	11	15	
		9	BAJEMA Kara Jane	1	2	5	8	
		2	SAMEDY Stephanie	-	-	1	1	
		1	FITZMORRIS Audriana Margaret	-	-	-	-	
		4	DILFER Victoria Belle	-	-	-	-	
		5	ESCHENBERG Kennedy Mykel	-	-	-	-	
		6	GATES Madeleine Randel	-	-	-	-	
	7	NIECE Avalyn Keli	-	-	-	-		
Limit				14	5	58	77	
25.00%	Team Totals			14	5	58	77	



TUE 9 JUL 2019


Start Time 14:29 - End Time 16:17


Match Duration: 1h47


Match Statistics

P3

UKR - Ukraine

Scoring Spike	Rk	No.	Name	Spikes	Faults	Shots	Total Attempts	Eff %
	1	7	MIRCHEVA Anhelina	1	-	-	1	100.00
	2	3	MAZENKO Maryna	6	-	3	9	66.67
	3	18	NAPALKOVA Olena	1	-	1	2	50.00
	4	5	MILENKO Oleksandra	16	4	14	34	35.29
	5	12	FRANKEVYCH Diana	1	-	3	4	25.00
	6	2	KARPETS Diana	3	1	7	11	18.18
		1	DUDNYK Kateryna	12	9	15	36	
		10	YEFREMENKO Anna	4	8	9	21	
		17	MAIEVSKA Anastasiia	-	-	1	1	
		4	ZHULA Hanna	-	-	-	-	
		6	DUDENOK Daria	-	-	-	-	
	Limit							
15.00%	Team Totals			44	22	53	119	18.49

Scoring Block	Rk	No.	Name	Kill Blocks	Faults	Rebounds	Total Attempts	Avg. by Set
	1	18	NAPALKOVA Olena	2	-	1	3	0.67
	2	2	KARPETS Diana	2	7	1	10	0.50
	3	3	MAZENKO Maryna	1	2	4	7	0.25
	3	1	DUDNYK Kateryna	1	1	2	4	0.25
		10	YEFREMENKO Anna	-	3	2	5	
		7	MIRCHEVA Anhelina	-	2	1	3	
		5	MILENKO Oleksandra	-	-	1	1	
		12	FRANKEVYCH Diana	-	1	-	1	
		17	MAIEVSKA Anastasiia	-	1	-	1	
		4	ZHULA Hanna	-	-	-	-	
		6	DUDENOK Daria	-	-	-	-	
	Team Totals				6	17	12	35

Scoring Service	Rk	No.	Name	Aces	Faults	Serve Hits	Total Attempts	Avg. by Set
	1	18	NAPALKOVA Olena	1	-	7	8	0.33
	1	7	MIRCHEVA Anhelina	1	-	6	7	0.33
	3	5	MILENKO Oleksandra	1	2	13	16	0.25
	3	2	KARPETS Diana	1	1	12	14	0.25
	3	10	YEFREMENKO Anna	1	3	5	9	0.25
		1	DUDNYK Kateryna	-	1	17	18	
		3	MAZENKO Maryna	-	-	7	7	
		12	FRANKEVYCH Diana	-	-	3	3	
		17	MAIEVSKA Anastasiia	-	-	2	2	
		4	ZHULA Hanna	-	-	-	-	
		6	DUDENOK Daria	-	-	-	-	
	Team Totals				5	7	72	84

Team	Opponent Errors & Team Faults			
		66	-	



TUE 9 JUL 2019

Start Time 14:29 - End Time 16:17

Match Duration: 1h47


Match Statistics

P3

UKR - Ukraine

Non-Scoring Dig	Rk	No.	Name	Digs	Faults	Receptions	Total Attempts	Avg. by Set	
	1	5	MILENKO Oleksandra	8	-	4	12	2.00	
	1	6	DUDENOK Daria	2	6	6	14	2.00	
	3	7	MIRCHEVA Anhelina	3	3	1	7	1.00	
	4	18	NAPALKOVA Olena	1	1	5	7	0.33	
	5	1	DUDNYK Kateryna	1	3	4	8	0.25	
	5	2	KARPETS Diana	1	-	-	1	0.25	
		10	YEFREMENKO Anna	-	1	3	4		
		3	MAZENKO Maryna	-	1	1	2		
		12	FRANKEYVCH Diana	-	-	2	2		
		17	MAIEVSKA Anastasiia	-	1	-	1		
		4	ZHULA Hanna	-	-	-	-		
	Team Totals				16	16	26	58	4.00

Non-Scoring Set	Rk	No.	Name	Running Sets	Faults	Still Sets	Total Attempts	Avg. by Set	
	1	18	NAPALKOVA Olena	28	-	22	50	9.33	
	2	6	DUDENOK Daria	5	1	1	7	5.00	
	3	7	MIRCHEVA Anhelina	11	2	22	35	3.67	
	4	2	KARPETS Diana	2	-	3	5	0.50	
	5	5	MILENKO Oleksandra	1	-	-	1	0.25	
		3	MAZENKO Maryna	-	-	2	2		
		1	DUDNYK Kateryna	-	-	-	-		
		4	ZHULA Hanna	-	-	-	-		
		10	YEFREMENKO Anna	-	-	-	-		
		12	FRANKEYVCH Diana	-	-	-	-		
		17	MAIEVSKA Anastasiia	-	-	-	-		
	Team Totals				47	3	50	100	11.75

Non-Scoring Reception	Rk	No.	Name	Excellents	Faults	Serve Receptions	Total Attempts	Succ. %	
	1	10	YEFREMENKO Anna	1	-	-	1	100.00	
	2	6	DUDENOK Daria	13	-	10	23	56.52	
	3	1	DUDNYK Kateryna	14	2	16	32	43.75	
	4	5	MILENKO Oleksandra	10	1	12	23	43.48	
		12	FRANKEYVCH Diana	-	1	1	2		
		2	KARPETS Diana	-	-	1	1		
		3	MAZENKO Maryna	-	-	-	-		
		4	ZHULA Hanna	-	-	-	-		
		7	MIRCHEVA Anhelina	-	-	-	-		
		17	MAIEVSKA Anastasiia	-	-	-	-		
	Limit		18	NAPALKOVA Olena	-	-	-	-	
	25.00%				38	4	40	82	46.34

LEGEND

Avg. Average

Eff. Efficiency

No. Shirt Number

Rk Rank

Suc Success %



TUE 9 JUL 2019
Start Time 20:00

Start List

TPE vs MEX

P1

First Refere CINATL (CZE)

Second Refere PAPADOPOL (ITA)

TPE - Chinese Taipei

Shirt colour White

No.	Name	Shirt Name	Pos.	Han.	Height	Weight	Highest Reac		Date of Birth	Tournament Totals				
							Spike cm	Block cm		Spik	Bloc	Serv	Total	%
1	LAI Xiang-Chen		L		1.53	53	0	0	19 MAR 1999	0	0	0	0	0
2	CHANG Li-Wen (C)		OS		1.76	63	0	0	27 FEB 1995	34	3	3	40	42.55
3	TSENG Wan-Ling		MB		1.71	65	0	0	13 MAY 1999	33	4	0	37	39.36
4	LO Yi-Ching		WS		1.60	58	0	0	16 SEP 1997	22	0	1	23	24.47
7	HUANG Hsin-Yu		MB		1.79	63	0	0	25 FEB 1998	18	5	5	28	29.79
8	CHIU Ya-Hui		MB		1.81	69	0	0	4 APR 1998	0	0	0	0	0
9	CHEN Jia-Man		S		1.70	63	0	0	27 JUL 1999	0	0	2	2	2.13
12	LIAO Yi-Jen		S		1.64	54	0	0	8 JUN 1997	5	0	4	9	9.57
13	TAI Qin-Yao		OS		1.77	77	0	0	20 SEP 1998	1	0	1	2	2.13
15	LIN Shu-Ho		WS		1.68	63	0	0	6 FEB 1999	16	0	1	17	18.09
16	CHEN Tzu-Ya		WS		1.77	63	0	0	26 AUG 1999	40	1	2	43	45.74
20	LIU Shuang-Ling		WS		1.75	67	0	0	4 APR 2000	0	0	0	0	0

Coac TSUZURABARA Koji

Assista CHENG Ming-Feng / LIU Li-Fang

Phase	Opponent	Sets	Points per Set
Preliminary - Group	ARG	3 - 1	25 - 15, 25 - 20, 19 - 25, 25 - 15
Preliminary - Group	CZE	2 - 3	25 - 17, 25 - 21, 23 - 25, 14 - 25,
Preliminary - Group	HUN	1 - 3	15 - 25, 25 - 16, 19 - 25, 21 - 25

MEX - Mexico

Shirt colour Green

No.	Name	Shirt Name	Pos.	Han.	Height	Weight	Highest Reac		Date of Birth	Tournament Totals				
							Spike cm	Block cm		Spik	Bloc	Serv	Total	%
1	GONZALEZ GUZMAN Mitzy		WS		1.74	73	0	0	3 AUG 1997	29	4	4	37	94.87
3	NIETO GOMEZ Ana Gabriela		MB		1.68	56	0	0	18 JAN 1994	7	0	2	9	23.08
6	MIRELES VALDES Karla Dan		WS		1.70	68	0	0	25 JAN 2000	8	1	1	10	25.64
7	VALDEZ LIZARRAGA Diana		L		1.77	64	0	0	11 JAN 1997	0	0	0	0	0
8	ALVAREZ RAMIREZ Christia		MB		1.68	60	0	0	19 APR 1999	3	1	2	6	15.38
9	BOJORQUEZ RUIZ Miriam Ar		WS		1.70	60	0	0	14 DEC 1999	13	0	5	18	46.15
10	MACIAS CASTANEDA Valeri		OS		1.68	63	0	0	18 JAN 2001	3	0	0	3	7.69
11	KUTHY RODRIGUEZ Ana Pa		S		1.78	78	0	0	25 AUG 1999	3	2	3	8	20.51
13	CERVANTES MOLINA Karla		OS		1.67	60	0	0	23 JUL 1997	13	1	0	14	35.90
14	LOPEZ ESTRADA Assul Day		OS		1.65	56	0	0	29 NOV 1999	7	0	0	7	17.95
15	RIVERA HERRERA Karen Pa		S		1.70	60	0	0	22 MAY 1999	5	2	5	12	30.77
16	LOPEZ GIL Deyanira		S		1.72	70	0	0	21 JUN 1994	1	0	0	1	2.56

Coac RUIZ JUAREZ Migdalel

Assista MURGUIA VELAZQUEZ Eduardo

Phase	Opponent	Sets	Points per Set
Preliminary - Group	CAN	0 - 3	20 - 25, 14 - 25, 22 - 25
Preliminary - Group	RUS	0 - 3	8 - 25, 20 - 25, 16 - 25
Preliminary - Group	THA	1 - 3	17 - 25, 22 - 25, 25 - 23, 17 - 25

LEGEND

% Percentage of total team s (C) Team Captain BH Both Handed F1 Gold-medal Match F3 Bronze-medal Match
 F5 Final 5th-6th Place F7 Final 7th-8th Place Han Handedness L Libero LH Left Handed
 SFL Semi-finals WS Outside hitter RH Right Handed S Setter SF5 Semifinals 5-8



TUE 9 JUL 2019
Start Time 20:15 - End Time 21:43
Match Duration 1h28

Results
P2

TPE vs MEX
3 0

Team	Sets	1	2	3	Total
TPE	3	25	25	25	75
MEX	0	21	19	14	54
	Playing Time	29min	27min	23min	1h19

First Refere CINATL (CZE)

Second Refere PAPADO POL (ITA)

TPE - Chinese Taipei								
No.	Name	Pos	1	2	3	4	5	Pts
1	LAI Xiang-Chen	L	L	L	L			
2	CHANG Li-Wen (C)	OS	4	4	4			15
3	TSENG Wan-Ling	MB	6	6	6			3
4	LO Yi-Ching	WS	2	15	2			4
7	HUANG Hsin-Yu	MB	3	3	3			5
8	CHIU Ya-Hui	MB						
9	CHEN Jia-Man	S	1	1	1			
12	LIAO Yi-Jen	S						
13	TSAI Qin-Yao	OS	3		3			
15	LIN Shu-Ho	WS	2	2				8
16	CHEN Tzu-Ya	WS	5	5	5			14
20	LIU Shuang-Ling	WS		2	2			2

MEX - Mexico								
No.	Name	Pos	1	2	3	4	5	Pts
1	GONZALEZ GUZMAN Mitzy N	WS	4	5	16			3
3	NIETO GOMEZ Ana Gabriela	MB	6	1	6			5
6	MIRELES VALDES Karla Dani	WS	9	3	2			8
7	VALDEZ LIZARRAG	L	L	L	L			
8	ALVAREZ RAMIREZ	MB	3	4	3			4
9	BOJORQUEZ RUIZ Miriam Ar	WS	2					1
10	MACIAS CASTANEDA Valeri	OS	15	15	4			7
11	KUTHY RODRIGUEZ	WS						
13	CERVANTES MOLIN	OS	5	6				1
14	LOPEZ ESTRADA Assul Day	OS		13	5			1
15	RIVERA HERRERA Karen Pa	S	1	2	10			3
16	LOPEZ GIL Deyanira	S	1	1	1			

Coach TSUZURABARA Koji
Assistant Coach CHENG Ming-Feng / LIU Li-Fang

Coach RUIZ JUAREZ Migdalel
Assistant Coach MURGUIA VELAZQUEZ Eduardo

TEAM AND PLAYER PERFORMANCES

Won	Total Atts	No. Name	Scoring Skills	Won	Total Atts	No. Name
44	99	Total Team	Spike	25	84	Total Team
15	26	2 CHANG Li-Wen		8	20	6 MIRELES VALDES Karla Daniela
12	24	16 CHEN Tzu-Ya		6	16	10 MACIAS CASTANEDA Valeria
6	22	15 LIN Shu-Ho		3	15	1 GONZALEZ GUZMAN Mitzy Natalia
4	21	Total Team	Block	6	37	Total Team
1	2	3 TSENG Wan-Ling		2	11	8 ALVAREZ RAMIREZ
1	8	7 HUANG Hsin-Yu		2	4	15 RIVERA HERRERA Karen Paola
1	2	15 LIN Shu-Ho		1	6	3 NIETO GOMEZ Ana Gabriela
3	73	Total Team	Serve	2	56	Total Team
2	14	16 CHEN Tzu-Ya		2	14	3 NIETO GOMEZ Ana Gabriela
1	8	15 LIN Shu-Ho				
29		Total Team	Opp. Error	25		Total Team
80	193	Total Team	Total	58	177	Total Team

15	43	2 CHANG Li-Wen	Best Scorer	8	32	6 MIRELES VALDES Karla Daniela
----	----	----------------	--------------------	---	----	--------------------------------

LEGEND

(C) Team Captain
nn Substitute where nn = shirt number of outgoing player
MB Middle blocker
OS Opposite hitter
S Setter
n Starting line-up where n= starting position on court
Atts Attempts
No. Shirt Number
Pos Playing Position
WS Outside hitter
L Substitute Libero
L Libero
Opp Opponent
Pts Points scored



TUE 9 JUL 2019

Start Time 20:15 - End Time 21:43

Match Duration: 1h28

Match Statistics

P3


TPE vs MEX
3 0


Team	Sets	1	2	3	Total
TPE	3	25	25	25	75
MEX	0	21	19	14	54
	Playing Time	29min	27min	23min	1h19


First Refere CINATL (CZE)

Second Refere PAPADO POL (ITA)

TPE - Chinese Taipei

Scoring Spike	Rk	No.	Name	Spikes	Faults	Shots	Total Attempts	Eff %
	1	4	LO Yi-Ching	4	-	4	8	50.00
	1	20	LIU Shuang-Ling	1	-	1	2	50.00
	3	2	CHANG Li-Wen	15	3	8	26	46.15
	4	7	HUANG Hsin-Yu	4	-	6	10	40.00
	5	16	CHEN Tzu-Ya	12	5	7	24	29.17
	6	3	TSENG Wan-Ling	2	-	5	7	28.57
		15	LIN Shu-Ho	6	4	12	22	
		1	LAI Xiang-Chen	-	-	-	-	
		8	CHIU Ya-Hui	-	-	-	-	
		9	CHEN Jia-Man	-	-	-	-	
		12	LIAO Yi-Jen	-	-	-	-	
		13	TSAI Qin-Yao	-	-	-	-	
	Limit							
15.00%								
Team Totals				44	12	43	99	32.32

Scoring Block	Rk	No.	Name	Kill Blocks	Faults	Rebounds	Total Attempts	Avg. by Set
	1	15	LIN Shu-Ho	1	1	-	2	0.50
	1	20	LIU Shuang-Ling	1	-	-	1	0.50
	3	7	HUANG Hsin-Yu	1	-	7	8	0.33
	3	3	TSENG Wan-Ling	1	-	1	2	0.33
		2	CHANG Li-Wen	-	1	3	4	
		16	CHEN Tzu-Ya	-	3	-	3	
		4	LO Yi-Ching	-	-	1	1	
		1	LAI Xiang-Chen	-	-	-	-	
		8	CHIU Ya-Hui	-	-	-	-	
		9	CHEN Jia-Man	-	-	-	-	
		12	LIAO Yi-Jen	-	-	-	-	
		13	TSAI Qin-Yao	-	-	-	-	
	Team Totals				4	5	12	21

Scoring Service	Rk	No.	Name	Aces	Faults	Serve Hits	Total Attempts	Avg. by Set
	1	16	CHEN Tzu-Ya	2	2	10	14	0.67
	2	15	LIN Shu-Ho	1	-	7	8	0.50
		9	CHEN Jia-Man	-	-	19	19	
		2	CHANG Li-Wen	-	1	12	13	
		4	LO Yi-Ching	-	1	5	6	
		7	HUANG Hsin-Yu	-	2	4	6	
		3	TSENG Wan-Ling	-	-	5	5	
		13	TSAI Qin-Yao	-	2	-	2	
		1	LAI Xiang-Chen	-	-	-	-	
		8	CHIU Ya-Hui	-	-	-	-	
		12	LIAO Yi-Jen	-	-	-	-	
		20	LIU Shuang-Ling	-	-	-	-	
	Team Totals				3	8	62	73

Team	Opponent Errors & Team Faults	29	-		
------	-------------------------------	----	---	--	--



TUE 9 JUL 2019


Start Time 20:15 - End Time 21:43


Match Duration: 1h28


Match Statistics

P3

TPE - Chinese Taipei

Non-Scoring Dig	Rk	No.	Name	Digs	Faults	Receptions	Total Attempts	Avg. by Set
		1	LAI Xiang-Chen	-	-	-	-	-
		2	CHANG Li-Wen	-	-	-	-	-
		3	TSENG Wan-Ling	-	-	-	-	-
		4	LO Yi-Ching	-	-	-	-	-
		7	HUANG Hsin-Yu	-	-	-	-	-
		8	CHIU Ya-Hui	-	-	-	-	-
		9	CHEN Jia-Man	-	-	-	-	-
		12	LIAO Yi-Jen	-	-	-	-	-
		13	TSAI Qin-Yao	-	-	-	-	-
		15	LIN Shu-Ho	-	-	-	-	-
		16	CHEN Tzu-Ya	-	-	-	-	-
		20	LIU Shuang-Ling	-	-	-	-	-
Team Totals				-	-	-	-	-

Non-Scoring Set	Rk	No.	Name	Running Sets	Faults	Still Sets	Total Attempts	Avg. by Set
		9	CHEN Jia-Man	-	3	-	3	-
		4	LO Yi-Ching	-	1	-	1	-
		1	LAI Xiang-Chen	-	-	-	-	-
		2	CHANG Li-Wen	-	-	-	-	-
		3	TSENG Wan-Ling	-	-	-	-	-
		7	HUANG Hsin-Yu	-	-	-	-	-
		8	CHIU Ya-Hui	-	-	-	-	-
		12	LIAO Yi-Jen	-	-	-	-	-
		13	TSAI Qin-Yao	-	-	-	-	-
		15	LIN Shu-Ho	-	-	-	-	-
		16	CHEN Tzu-Ya	-	-	-	-	-
		20	LIU Shuang-Ling	-	-	-	-	-
Team Totals				-	4	-	4	-

Non-Scoring Reception	Rk	No.	Name	Excellents	Faults	Serve Receptions	Total Attempts	Succ. %
	1	4	LO Yi-Ching	6	-	-	6	100.00
	2	1	LAI Xiang-Chen	7	-	4	11	63.64
	3	15	LIN Shu-Ho	8	1	5	14	57.14
	4	16	CHEN Tzu-Ya	8	1	6	15	53.33
		2	CHANG Li-Wen	-	-	-	-	-
		3	TSENG Wan-Ling	-	-	-	-	-
		7	HUANG Hsin-Yu	-	-	-	-	-
		8	CHIU Ya-Hui	-	-	-	-	-
		9	CHEN Jia-Man	-	-	-	-	-
		12	LIAO Yi-Jen	-	-	-	-	-
		13	TSAI Qin-Yao	-	-	-	-	-
		20	LIU Shuang-Ling	-	-	-	-	-
	Limit							
25.00%	Team Totals			29	2	15	46	63.04



TUE 9 JUL 2019


Start Time 20:15 - End Time 21:43


Match Duration: 1h28


Match Statistics

P3

MEX - Mexico

Scoring Spike	Rk	No.	Name	Spikes	Faults	Shots	Total Attempts	Eff %	
	1	9	BOJORQUEZ RUIZ Miriam Arleth	1	-	-	1	100.00	
	1	15	RIVERA HERRERA Karen Paola	1	-	-	1	100.00	
	3	10	MACIAS CASTANEDA Valeria	6	-	10	16	37.50	
	4	6	MIRELES VALDES Karla Daniela	8	3	9	20	25.00	
		1	GONZALEZ GUZMAN Mitzy Natalia	3	4	8	15		
		8	ALVAREZ RAMIREZ	2	1	7	10		
		3	NIETO GOMEZ Ana Gabriela	2	2	2	6		
		13	CERVANTES MOLIN	1	2	5	8		
		14	LOPEZ ESTRADA Assul Dayana	1	2	4	7		
		7	VALDEZ LIZARRAG	-	-	-	-		
		11	KUTHY RODRIGUEZ	-	-	-	-		
		16	LOPEZ GIL Deyanira	-	-	-	-		
	Limit								
	15.00%	Team Totals			25	14	45	84	13.10

Scoring Block	Rk	No.	Name	Kill Blocks	Faults	Rebounds	Total Attempts	Avg. by Set	
	1	8	ALVAREZ RAMIREZ	2	1	8	11	0.67	
	1	15	RIVERA HERRERA Karen Paola	2	-	2	4	0.67	
	3	3	NIETO GOMEZ Ana Gabriela	1	3	2	6	0.33	
	3	10	MACIAS CASTANEDA Valeria	1	1	3	5	0.33	
		6	MIRELES VALDES Karla Daniela	-	2	3	5		
		1	GONZALEZ GUZMAN Mitzy Natalia	-	1	3	4		
		13	CERVANTES MOLIN	-	-	1	1		
		14	LOPEZ ESTRADA Assul Dayana	-	-	1	1		
		7	VALDEZ LIZARRAG	-	-	-	-		
		9	BOJORQUEZ RUIZ Miriam Arleth	-	-	-	-		
		11	KUTHY RODRIGUEZ	-	-	-	-		
		16	LOPEZ GIL Deyanira	-	-	-	-		
	Team Totals				6	8	23	37	2.00

Scoring Service	Rk	No.	Name	Aces	Faults	Serve Hits	Total Attempts	Avg. by Set	
	1	3	NIETO GOMEZ Ana Gabriela	2	-	12	14	0.67	
		8	ALVAREZ RAMIREZ	-	1	7	8		
		1	GONZALEZ GUZMAN Mitzy Natalia	-	1	6	7		
		6	MIRELES VALDES Karla Daniela	-	2	5	7		
		10	MACIAS CASTANEDA Valeria	-	1	5	6		
		14	LOPEZ ESTRADA Assul Dayana	-	2	2	4		
		15	RIVERA HERRERA Karen Paola	-	-	4	4		
		16	LOPEZ GIL Deyanira	-	-	4	4		
		9	BOJORQUEZ RUIZ Miriam Arleth	-	-	1	1		
		13	CERVANTES MOLIN	-	-	1	1		
		7	VALDEZ LIZARRAG	-	-	-	-		
		11	KUTHY RODRIGUEZ	-	-	-	-		
	Team Totals				2	7	47	56	0.67

Team	Opponent Errors & Team Faults			
		25	-	



TUE 9 JUL 2019


Start Time 20:15 - End Time 21:43


Match Duration: 1h28


Match Statistics

P3

MEX - Mexico

Non-Scoring Dig	Rk	No.	Name	Digs	Faults	Receptions	Total Attempts	Avg. by Set
		1	GONZALEZ GUZMAN Mitzy Natalia	-	-	-	-	-
		3	NIETO GOMEZ Ana Gabriela	-	-	-	-	-
		6	MIRELES VALDES Karla Daniela	-	-	-	-	-
		7	VALDEZ LIZARRAG	-	-	-	-	-
		8	ALVAREZ RAMIREZ	-	-	-	-	-
		9	BOJORQUEZ RUIZ Miriam Arleth	-	-	-	-	-
		10	MACIAS CASTANEDA Valeria	-	-	-	-	-
		11	KUTHY RODRIGUEZ	-	-	-	-	-
		13	CERVANTES MOLIN	-	-	-	-	-
		14	LOPEZ ESTRADA Assul Dayana	-	-	-	-	-
		15	RIVERA HERRERA Karen Paola	-	-	-	-	-
		16	LOPEZ GIL Deyanira	-	-	-	-	-
	Team Totals				-	-	-	-

Non-Scoring Set	Rk	No.	Name	Running Sets	Faults	Still Sets	Total Attempts	Avg. by Set
		6	MIRELES VALDES Karla Daniela	-	1	-	1	-
		1	GONZALEZ GUZMAN Mitzy Natalia	-	-	-	-	-
		3	NIETO GOMEZ Ana Gabriela	-	-	-	-	-
		7	VALDEZ LIZARRAG	-	-	-	-	-
		8	ALVAREZ RAMIREZ	-	-	-	-	-
		9	BOJORQUEZ RUIZ Miriam Arleth	-	-	-	-	-
		10	MACIAS CASTANEDA Valeria	-	-	-	-	-
		11	KUTHY RODRIGUEZ	-	-	-	-	-
		13	CERVANTES MOLIN	-	-	-	-	-
		14	LOPEZ ESTRADA Assul Dayana	-	-	-	-	-
		15	RIVERA HERRERA Karen Paola	-	-	-	-	-
		16	LOPEZ GIL Deyanira	-	-	-	-	-
	Team Totals				-	1	-	1

Non-Scoring Reception	Rk	No.	Name	Excellent	Faults	Serve Receptions	Total Attempts	Succ. %	
	1	7	VALDEZ LIZARRAG	4	-	6	10	40.00	
	2	6	MIRELES VALDES Karla Daniela	7	2	10	19	36.84	
	3	9	BOJORQUEZ RUIZ Miriam Arleth	2	-	4	6	33.33	
	4	14	LOPEZ ESTRADA Assul Dayana	4	1	9	14	28.57	
	5	13	CERVANTES MOLIN	2	-	6	8	25.00	
		1	GONZALEZ GUZMAN Mitzy Natalia	-	-	1	1	-	
		3	NIETO GOMEZ Ana Gabriela	-	-	-	-	-	
		8	ALVAREZ RAMIREZ	-	-	-	-	-	
		10	MACIAS CASTANEDA Valeria	-	-	-	-	-	
		11	KUTHY RODRIGUEZ	-	-	-	-	-	
		15	RIVERA HERRERA Karen Paola	-	-	-	-	-	
		16	LOPEZ GIL Deyanira	-	-	-	-	-	
	Limit								
	25.00%	Team Totals			19	3	36	58	32.76

LEGEND

Avg. Average

Eff. Efficiency

No. Shirt Number

Rk Rank

Suc Success %



TUE 9 JUL 2019
Start Time 17:30

Start List

CHN vs SUI

P1

First Refere GONZALES (MEX)

Second Refere COSTA (BRA)

CHN - China

Shirt colour Yellow

No.	Name	Shirt Name	Pos.	Han.	Height	Weight	Highest Reac		Date of Birth	Tournament Totals				
							Spike cm	Block cm		Spik	Bloc	Serv	Total	%
1	CHEN Xiaoqi		WS		1.86	66	297	305	28 AUG 199	34	5	6	45	34.09
2	HE Qi (C)		OS		1.85	74	303	300	1 JUL 1996	25	2	1	28	21.21
3	SUN Wenjing		S		1.73	64	302	300	27 NOV 199	7	1	0	8	6.06
4	JIANG Yiyang		S		1.78	70	290	290	24 JUN 1999	0	0	0	0	0
5	SU Yi		MB		1.88	72	297	300	31 AUG 200	12	3	3	18	13.64
6	QIAO Lin		L		1.75	68	280	280	4 FEB 1996	0	0	0	0	0
7	REN Yifei		MB		1.85	72	303	300	13 JUN 1995	15	9	2	26	19.70
8	YU Yinan		WS		1.75	65	280	280	12 AUG 199	30	2	2	34	25.76
9	HUANG Wenting		MB		1.88	80	305	380	18 MAR 199	3	0	0	3	2.27
10	CHAI Yiyuan		MB		1.82	77	208	280	11 FEB 1999	0	0	0	0	0
11	ZHANG Yixin		OS		1.86	71	290	290	6 AUG 1997	3	1	0	4	3.03
12	WANG Jingke		WS		1.86	69	297	309	8 JAN 1999	9	1	0	10	7.58

Coac LUO Wenshen

Assista JIANG Wei

Phase	Opponent	Sets	Points per Set
Preliminary - Group	BRA	0 - 3	18 - 25, 19 - 25, 26 - 28
Preliminary - Group	UKR	3 - 1	22 - 25, 25 - 17, 25 - 8, 25 - 17
Preliminary - Group	GER	1 - 3	21 - 25, 22 - 25, 25 - 18, 17 - 25

SUI - Switzerland

Shirt colour White

No.	Name	Shirt Name	Pos.	Han.	Height	Weight	Highest Reac		Date of Birth	Tournament Totals				
							Spike cm	Block cm		Spik	Bloc	Serv	Total	%
1	LENGWEILER Julie		OS		1.87	74	310	300	6 NOV 1998	13	1	0	14	127.27
3	ZAUGG Livia		WS		1.80	69	295	285	29 JAN 1996	15	1	1	17	154.55
4	SCHOTTROFF Gabi		MB		1.92	78	310	280	8 FEB 1997	5	1	0	6	54.55
6	MATTER Madlaina		MB		1.83	64	309	290	19 OCT 199	4	0	0	4	36.36
8	STORCK Maja (C)		OS		1.84	75	315	295	8 OCT 1998	32	1	0	33	300.00
9	BRUNNER Sarina		WS		1.78	64	298	285	8 JUL 1997	9	0	1	10	90.91
10	SULSER Samira Stephanie		MB		1.87	65	305	290	22 DEC 199	5	0	3	8	72.73
11	TROSCH Sarah		S		1.76	70	280	270	28 SEP 1994	0	0	2	2	18.18
12	KNUTTI Flavia		L		1.72	60	279	250	13 JAN 1998	0	0	0	0	0
13	STAFFELBACH Xenia		MB		1.83	72	293	287	16 MAR 199	0	0	0	0	0
15	PETITAT Chiara		WS		1.80	75	298	288	4 AUG 2000	6	0	0	6	54.55
20	WASSNER Olivia		S		1.83	70	297	290	22 MAR 199	0	0	0	0	0

Coac LIPPUNER Timothy

Assista SCHREIER Jurgen

Phase	Opponent	Sets	Points per Set
Preliminary - Group	JPN	0 - 3	15 - 25, 14 - 25, 13 - 25
Preliminary - Group	USA	0 - 3	17 - 25, 15 - 25, 16 - 25
Preliminary - Group	ITA	0 - 3	22 - 25, 19 - 25, 14 - 25

LEGEND

% Percentage of total team s (C) Team Captain BH Both Handed F1 Gold-medal Match F3 Bronze-medal Match
 F5 Final 5th-6th Place F7 Final 7th-8th Place Han Handedness L Libero LH Left Handed
 SFL Semi-finals WS Outside hitter RH Right Handed S Setter SF5 Semifinals 5-8



TUE 9 JUL 2019
Start Time 17:30 - End Time 19:40
Match Duration 2h10

Results
P2

CHN vs SUI
2 3

Team	Sets	1	2	3	4	5	Total
CHN	2	19	25	23	25	9	101
SUI	3	25	19	25	19	15	103
	Playing Time	24min	27min	27min	25min	15min	1h58

First Refere GONZALES (MEX)

Second Refere COSTA (BRA)

CHN - China								
No.	Name	Pos	1	2	3	4	5	Pts
1	CHEN Xiaoqi	WS	2			12	2	10
2	HE Qi (C)	OS	4	11	11	11	11	
3	SUN Wenjing	S	1	1	1	1	1	5
4	JIANG Yiyi	S	2					
5	SU Yi	MB	3					2
6	QIAO Lin	L	L	L	L	L	L	
7	REN Yifei	MB	6	6	6	6	6	15
8	YU Yanan	WS	5	5	5	5	5	20
9	HUANG Wenting	MB	5	3	3	3	3	11
10	CHAI Yiyuan	MB						
11	ZHANG Yixin	OS	3	4	4	4	4	10
12	WANG Jingke	WS	1	2	2	2	1	10

Coach LUO Wenshen
Assistant Coach JIANG Wei

SUI - Switzerland								
No.	Name	Pos	1	2	3	4	5	Pts
1	LENGWEILER Julie	OS	2	1	2	1	2	11
3	ZAUGG Livia	WS				1		1
4	SCHOTTROFF Gabi	MB	3	2	6	5	3	5
6	MATTER Madlaina	MB	6	5		10		6
8	STORCK Maja (C)	OS	4	3	4	3	4	39
9	BRUNNER Sarina	WS	5	4	5	4	5	9
10	SULSER Samira Stephanie	MB			3	2		3
11	TROSCH Sarah	S	20	20	20	6		2
12	KNUTTI Flavia	L	L	L	L	L	L	
13	STAFFELBACH Xenia	MB			10	4	6	3
15	PETITAT Chiara	WS		1				1
20	WASSNER Olivia	S	1	6	1	11	1	7

Coach LIPPUNER Timothy
Assistant Coach SCHREIER Jurgen

TEAM AND PLAYER PERFORMANCES

Won	Total Atts	No. Name	Scoring Skills	Won	Total Atts	No. Name
72	153	Total Team	Spike	64	142	Total Team
20	44	8 YU Yanan		34	55	8 STORCK Maja
14	20	7 REN Yifei		8	22	9 BRUNNER Sarina
10	29	11 ZHANG Yixin		6	23	1 LENGWEILER Julie
5	28	Total Team	Block	8	50	Total Team
3	7	3 SUN Wenjing		4	13	8 STORCK Maja
2	7	12 WANG Jingke		2	13	4 SCHOTTROFF Gabi
6	101	Total Team	Serve	15	103	Total Team
2	14	3 SUN Wenjing		5	20	1 LENGWEILER Julie
1	14	12 WANG Jingke		2	14	20 WASSNER Olivia
1	18	7 REN Yifei		2	9	6 MATTER Madlaina
41		Total Team	Opp. Error	39		Total Team
124	282	Total Team	Total	126	295	Total Team
20	59	8 YU Yanan	Best Scorer	39	84	8 STORCK Maja

LEGEND

(C) Team Captain
nn Substitute where nn = shirt number of outgoing player
MB Middle blocker
OS Opposite hitter
S Setter
n Starting line-up where n= starting position on court
Atts Attempts
No. Shirt Number
Pos Playing Position
WS Outside hitter
L Substitute Libero
L Libero
Opp Opponent
Pts Points scored



TUE 9 JUL 2019

Start Time 17:30 - End Time 19:40

Match Duration: 2h10

Match Statistics

P3


CHN vs SUI
2 3


Team	Sets	1	2	3	4	5	Total
CHN	2	19	25	23	25	9	101
SUI	3	25	19	25	19	15	103
	Playing Time	24min	27min	27min	25min	15min	1h58


First Refere GONZALES (MEX)

Second Refere COSTA (BRA)

CHN - China

Scoring Spike	Rk	No.	Name	Spikes	Faults	Shots	Total Attempts	Eff %
	1	9	HUANG Wenting	10	-	2	12	83.33
	2	7	REN Yifei	14	1	5	20	65.00
	3	1	CHEN Xiaoqi	10	2	7	19	42.11
	4	12	WANG Jingke	7	1	12	20	30.00
	5	8	YU Yinan	20	7	17	44	29.55
	6	11	ZHANG Yixin	10	3	16	29	24.14
		5	SU Yi	1	1	1	3	
		2	HE Qi	-	1	5	6	
		3	SUN Wenjing	-	-	-	-	
		4	JIANG Yiyi	-	-	-	-	
		6	QIAO Lin	-	-	-	-	
	10	CHAI Yiyuan	-	-	-	-		
Limit								
15.00%								
Team Totals				72	16	65	153	36.60

Scoring Block	Rk	No.	Name	Kill Blocks	Faults	Rebounds	Total Attempts	Avg. by Set
	1	3	SUN Wenjing	3	-	4	7	0.60
	2	12	WANG Jingke	2	3	2	7	0.40
		7	REN Yifei	-	2	3	5	
		9	HUANG Wenting	-	-	3	3	
		11	ZHANG Yixin	-	2	1	3	
		1	CHEN Xiaoqi	-	1	1	2	
		2	HE Qi	-	-	1	1	
		4	JIANG Yiyi	-	-	-	-	
		5	SU Yi	-	-	-	-	
		6	QIAO Lin	-	-	-	-	
		8	YU Yinan	-	-	-	-	
	10	CHAI Yiyuan	-	-	-	-		
Team Totals				5	8	15	28	1.00

Scoring Service	Rk	No.	Name	Aces	Faults	Serve Hits	Total Attempts	Avg. by Set
	1	5	SU Yi	1	-	2	3	1.00
	2	3	SUN Wenjing	2	-	12	14	0.40
	3	7	REN Yifei	1	1	16	18	0.20
	3	9	HUANG Wenting	1	1	16	18	0.20
	3	12	WANG Jingke	1	2	11	14	0.20
		8	YU Yinan	-	-	15	15	
		11	ZHANG Yixin	-	3	4	7	
		2	HE Qi	-	1	5	6	
		1	CHEN Xiaoqi	-	-	5	5	
		4	JIANG Yiyi	-	-	1	1	
		6	QIAO Lin	-	-	-	-	
	10	CHAI Yiyuan	-	-	-	-		
Team Totals				6	8	87	101	1.20

Team	Opponent Errors & Team Faults	41	-		
------	-------------------------------	----	---	--	--



TUE 9 JUL 2019


Start Time 17:30 - End Time 19:40


Match Duration: 2h10


Match Statistics

P3

CHN - China

Non-Scoring Dig	Rk	No.	Name	Digs	Faults	Receptions	Total Attempts	Avg. by Set
		1	CHEN Xiaoqi	-	-	-	-	
		2	HE Qi	-	-	-	-	
		3	SUN Wenjing	-	-	-	-	
		4	JIANG Yiyi	-	-	-	-	
		5	SU Yi	-	-	-	-	
		6	QIAO Lin	-	-	-	-	
		7	REN Yifei	-	-	-	-	
		8	YU Yinan	-	-	-	-	
		9	HUANG Wenting	-	-	-	-	
		10	CHAI Yiyuan	-	-	-	-	
		11	ZHANG Yixin	-	-	-	-	
		12	WANG Jingke	-	-	-	-	
Team Totals				-	-	-	-	

Non-Scoring Set	Rk	No.	Name	Running Sets	Faults	Still Sets	Total Attempts	Avg. by Set
		1	CHEN Xiaoqi	-	-	-	-	
		2	HE Qi	-	-	-	-	
		3	SUN Wenjing	-	-	-	-	
		4	JIANG Yiyi	-	-	-	-	
		5	SU Yi	-	-	-	-	
		6	QIAO Lin	-	-	-	-	
		7	REN Yifei	-	-	-	-	
		8	YU Yinan	-	-	-	-	
		9	HUANG Wenting	-	-	-	-	
		10	CHAI Yiyuan	-	-	-	-	
		11	ZHANG Yixin	-	-	-	-	
		12	WANG Jingke	-	-	-	-	
Team Totals				-	-	-	-	

Non-Scoring Reception	Rk	No.	Name	Excellent	Faults	Serve Receptions	Total Attempts	Succ. %
	1	8	YU Yinan	9	1	8	18	50.00
	1	1	CHEN Xiaoqi	8	3	5	16	50.00
	3	6	QIAO Lin	10	5	16	31	32.26
	4	12	WANG Jingke	8	4	14	26	30.77
		2	HE Qi	1	1	3	5	
		9	HUANG Wenting	-	1	-	1	
		3	SUN Wenjing	-	-	-	-	
		4	JIANG Yiyi	-	-	-	-	
		5	SU Yi	-	-	-	-	
		7	REN Yifei	-	-	-	-	
		10	CHAI Yiyuan	-	-	-	-	
	11	ZHANG Yixin	-	-	-	-		
Limit								
25.00%	Team Totals			36	15	46	97	37.11



TUE 9 JUL 2019


Start Time 17:30 - End Time 19:40


Match Duration: 2h10


Match Statistics

P3

SUI - Switzerland

Scoring Spike	Rk	No.	Name	Spikes	Faults	Shots	Total Attempts	Eff %
	1	11	TROSCH Sarah	1	-	-	1	100.00
	2	20	WASSNER Olivia	5	-	2	7	71.43
	3	8	STORCK Maja	34	5	16	55	52.73
	4	10	SULSER Samira Stephanie	3	1	2	6	33.33
	4	13	STAFFELBACH Xenia	1	-	2	3	33.33
	4	15	PETITAT Chiara	1	-	2	3	33.33
	7	9	BRUNNER Sarina	8	1	13	22	31.82
	8	6	MATTER Madlaina	3	1	4	8	25.00
	9	4	SCHOTTROFF Gabi	2	-	7	9	22.22
	Limit	1	3	LENGWEILER Julie	6	4	13	23
15.00%	3	12	ZAUGG Livia	-	1	4	5	
			KNUTTI Flavia	-	-	-	-	
Team Totals				64	13	65	142	35.92

Scoring Block	Rk	No.	Name	Kill Blocks	Faults	Rebounds	Total Attempts	Avg. by Set
	1	8	STORCK Maja	4	5	4	13	0.80
	2	4	SCHOTTROFF Gabi	2	5	6	13	0.40
	3	6	MATTER Madlaina	1	3	3	7	0.33
	3	13	STAFFELBACH Xenia	1	-	1	2	0.33
		20	WASSNER Olivia	-	2	5	7	
		10	SULSER Samira Stephanie	-	3	1	4	
		9	BRUNNER Sarina	-	-	2	2	
		1	LENGWEILER Julie	-	-	1	1	
		15	PETITAT Chiara	-	-	1	1	
		3	ZAUGG Livia	-	-	-	-	
		11	TROSCH Sarah	-	-	-	-	
		12	KNUTTI Flavia	-	-	-	-	
Team Totals				8	18	24	50	1.60

Scoring Service	Rk	No.	Name	Aces	Faults	Serve Hits	Total Attempts	Avg. by Set	
	1	1	LENGWEILER Julie	5	1	14	20	1.00	
	1	3	ZAUGG Livia	1	-	1	2	1.00	
	3	6	MATTER Madlaina	2	-	7	9	0.67	
	4	20	WASSNER Olivia	2	4	8	14	0.40	
	5	13	STAFFELBACH Xenia	1	-	8	9	0.33	
	6	11	TROSCH Sarah	1	-	3	4	0.25	
	7	8	STORCK Maja	1	1	14	16	0.20	
	7	9	BRUNNER Sarina	1	-	11	12	0.20	
	7	4	SCHOTTROFF Gabi	1	-	8	9	0.20	
		10	SULSER Samira Stephanie	-	-	8	8		
		12	KNUTTI Flavia	-	-	-	-		
		15	PETITAT Chiara	-	-	-	-		
	Team Totals				15	6	82	103	3.00

Team	Opponent Errors & Team Faults			
		39	-	



TUE 9 JUL 2019


Start Time 17:30 - End Time 19:40


Match Duration: 2h10


Match Statistics

P3

SUI - Switzerland

Non-Scoring Dig	Rk	No.	Name	Digs	Faults	Receptions	Total Attempts	Avg. by Set
		1	LENGWEILER Julie	-	-	-	-	-
		3	ZAUGG Livia	-	-	-	-	-
		4	SCHOTTROFF Gabi	-	-	-	-	-
		6	MATTER Madlaina	-	-	-	-	-
		8	STORCK Maja	-	-	-	-	-
		9	BRUNNER Sarina	-	-	-	-	-
		10	SULSER Samira Stephanie	-	-	-	-	-
		11	TROSCH Sarah	-	-	-	-	-
		12	KNUTTI Flavia	-	-	-	-	-
		13	STAFFELBACH Xenia	-	-	-	-	-
		15	PETITAT Chiara	-	-	-	-	-
		20	WASSNER Olivia	-	-	-	-	-
Team Totals				-	-	-	-	-

Non-Scoring Set	Rk	No.	Name	Running Sets	Faults	Still Sets	Total Attempts	Avg. by Set
		20	WASSNER Olivia	-	3	-	3	-
		1	LENGWEILER Julie	-	-	-	-	-
		3	ZAUGG Livia	-	-	-	-	-
		4	SCHOTTROFF Gabi	-	-	-	-	-
		6	MATTER Madlaina	-	-	-	-	-
		8	STORCK Maja	-	-	-	-	-
		9	BRUNNER Sarina	-	-	-	-	-
		10	SULSER Samira Stephanie	-	-	-	-	-
		11	TROSCH Sarah	-	-	-	-	-
		12	KNUTTI Flavia	-	-	-	-	-
		13	STAFFELBACH Xenia	-	-	-	-	-
		15	PETITAT Chiara	-	-	-	-	-
Team Totals				-	3	-	3	-

Non-Scoring Reception	Rk	No.	Name	Excellent	Faults	Serve Receptions	Total Attempts	Succ. %
	1	15	PETITAT Chiara	2	-	-	2	100.00
	1	8	STORCK Maja	1	-	-	1	100.00
	3	9	BRUNNER Sarina	25	2	10	37	67.57
	4	1	LENGWEILER Julie	13	1	13	27	48.15
	5	12	KNUTTI Flavia	9	2	10	21	42.86
	6	3	ZAUGG Livia	1	1	2	4	25.00
		4	SCHOTTROFF Gabi	-	-	-	-	-
		6	MATTER Madlaina	-	-	-	-	-
		10	SULSER Samira Stephanie	-	-	-	-	-
		11	TROSCH Sarah	-	-	-	-	-
		13	STAFFELBACH Xenia	-	-	-	-	-
		20	WASSNER Olivia	-	-	-	-	-
Limit								
25.00%	Team Totals			51	6	35	92	55.43

LEGEND

Avg. Average

Eff. Efficiency

No. Shirt Number

Rk Rank

Suc Success %



WED 10 JUL 2019

Start List

Start Time 17:30

ARG vs USA

P1

First Refere PAPANOPOL (ITA)

Second Refere KITTICHAISOMBAT (THA)

ARG - Argentina

Shirt colour Blue

No.	Name	Shirt Name	Pos.	Han.	Height	Weight	Highest Reac		Date of Birth	Tournament Totals				
							Spike cm	Block cm		Spik	Bloc	Serv	Total	%
1	COSULICH MARTINEZ Maria		S		1.70	66	0	0	4 MAR 1996	0	0	1	1	0.97
2	NUNEZ Maria Victoria		MB		1.80	69	0	0	3 AUG 1998	11	3	1	15	14.56
5	GONZALEZ PEREYRA Arian		MB		1.84	75	0	0	21 SEP 1994	7	6	0	13	12.62
6	NIEVA Gisela Vanina		OS		1.79	78	0	0	17 AUG 1999	3	0	0	3	2.91
7	CORBALAN Maria De La Paz		WS		1.76	68	0	0	7 NOV 1998	3	1	0	4	3.88
8	PICCOLO Sol Ayelen		OS		1.88	78	0	0	11 SEP 1996	61	4	5	70	67.96
9	REINOSO Rosa Elena		WS		1.77	76	0	0	26 MAR 1999	19	2	5	26	25.24
10	SORIA Agostina Denisse		WS		1.81	70	0	0	9 OCT 1998	16	1	3	20	19.42
11	CORREA Florencia Micaela		MB		1.78	71	0	0	5 OCT 1998	16	7	4	27	26.21
12	VERASIO Irene		WS		1.74	63	0	0	14 JUL 1996	32	5	4	41	39.81
13	GERMANIER Sabrina Soleda		S		1.74	69	0	0	7 JUN 1999	2	5	4	11	10.68
14	NIELSON RAMELLA Daniela		L		1.74	64	0	0	19 FEB 1998	0	0	0	0	0

Coac VINCENTE Maria Laura

Assista GONZALEZ Sebastian Omar

Phase	Opponent	Sets	Points per Set
Preliminary - Group	TPE	1 - 3	15 - 25, 20 - 25, 25 - 19, 15 - 25
Preliminary - Group	HUN	0 - 3	20 - 25, 22 - 25, 19 - 25
Preliminary - Group	CZE	1 - 3	23 - 25, 25 - 22, 21 - 25, 12 - 25
Quarterfinals 9-16	THA	3 - 1	25 - 21, 22 - 25, 25 - 19, 25 - 17

USA - United States

Shirt colour Red

No.	Name	Shirt Name	Pos.	Han.	Height	Weight	Highest Reac		Date of Birth	Tournament Totals				
							Spike cm	Block cm		Spik	Bloc	Serv	Total	%
1	FITZMORRIS Audriana Marg		OS		1.98	86	0	0	30 OCT 1999	23	4	0	27	29.67
2	SAMEDY Stephanie		OS		1.88	83	0	0	27 SEP 1998	37	4	0	41	45.05
3	BROWN Diana Elizabeth		S		1.82	68	0	0	14 SEP 1999	2	2	0	4	4.40
4	DILFER Victoria Belle		S		1.77	72	0	0	26 FEB 1999	3	1	3	7	7.69
5	ESCHENBERG Kennedy Myk		MB		1.95	77	0	0	4 APR 1998	9	5	1	15	16.48
6	GATES Madeleine Randel		MB		1.90	76	0	0	30 OCT 1999	8	6	4	18	19.78
7	NIECE Avalyn Keli		MB		1.82	83	0	0	10 JUL 1998	15	4	0	19	20.88
8	BARNES Lauren Margaret		L		1.67	65	0	0	29 JUN 1999	0	0	0	0	0
9	BAJEMA Kara Jane (C)		WS		1.88	81	0	0	24 MAR 1999	43	3	0	46	50.55
10	KUYAVA-DE BERG Kylie Mar		WS		1.93	86	0	0	30 MAR 1999	11	2	8	21	23.08
11	ROLLINS Adanna Luran		WS		1.83	66	0	0	10 OCT 1999	5	0	2	7	7.69
12	MC CLURE Meghan Shea		WS		1.82	72	0	0	19 AUG 1999	10	1	2	13	14.29

Coac COOK Robert

Assista LAUNIERE Elizabeth / KELLY William Timothy

Phase	Opponent	Sets	Points per Set
Preliminary - Group	ITA	0 - 3	19 - 25, 22 - 25, 23 - 25
Preliminary - Group	SUI	3 - 0	25 - 17, 25 - 15, 25 - 16
Preliminary - Group	JPN	0 - 3	15 - 25, 18 - 25, 23 - 25
Quarterfinals 9-16	UKR	3 - 1	24 - 26, 25 - 22, 25 - 17, 25 - 18

LEGEND

% Percentage of total team s (C) Team Captain BH Both Handed F1 Gold-medal Match F3 Bronze-medal Match
 F5 Final 5th-6th Place F7 Final 7th-8th Place Han Handedness L Libero LH Left Handed
 SF5 Semifinals 5-8 SFL Semi-finals WS Outside hitter S Setter S9-1 Semifinals 9-12



WED 10 JUL 2019
Start Time 17:30 - End Time 19:23
Match Duration 1h53

Results
P2

ARG vs USA
1 3

Team	Sets	1	2	3	4	Total
ARG	1	28	18	20	22	88
USA	3	26	25	25	25	101
	Playing Time	30min	24min	27min	25min	1h46

First Refere PAPADOPOL (ITA)

Second Refere KITTICHAISOMBAT (THA)

ARG - Argentina								
No.	Name	Pos	1	2	3	4	5	Pts
1	COSULICH MARTINEZ Maria	S		8				13
2	NUNEZ Maria Victoria	MB			5	6		3
5	GONZALEZ PEREYRA Arian	MB	6	6	6			2
6	NIEVA Gisela Vanina	OS		13				1
7	CORBALAN Maria De La Paz	WS			9	2		6
8	PICCOLO Sol Ayelen	OS	4	4	4	4		18
9	REINOSO Rosa Elena	WS	2	2	2			10
10	SORIA Agostina Denisse	WS		9				
11	CORREA Florencia Micaela	MB	3	3	3	3		6
12	VERASIO Irene	WS	5	5	5	5		18
13	GERMANIER Sabrina Soleda	S	1	1	1	1		
14	NIELSON RAMELLA	L	L	L	L	L		

USA - United States								
No.	Name	Pos	1	2	3	4	5	Pts
1	FITZMORRIS Audriana Marga	OS	3	4	6	3		13
2	SAMEDY Stephanie	OS	4	4	4	6		18
3	BROWN Diana Elizabeth	S	1	1	1	3		2
4	DILFER Victoria Belle	S	2	1	3	2		4
5	ESCHENBERG Kennedy Myk	MB	3					
6	GATES Madeleine Randel	MB	5	6	2	2		7
7	NIECE Avalyn Keli	MB	6	3	5	5		11
8	BARNES Lauren Margaret	L	L	L	L	L		
9	BAJEMA Kara Jane (C)	WS	2	2	4	4		15
10	KUYAVA-DE BERG Kylie Mari	WS	5					3
11	ROLLINS Adanna Lauran	WS			6	1		1
12	MC CLURE Meghan Shea	WS	10	5	1			1

Coach VINCENTE Maria Laura
Assistant Coach GONZALEZ Sebastian Omar

Coach COOK Robert
Assistant Coach LAUNIERE Elizabeth / KELLY William

TEAM AND PLAYER PERFORMANCES

Won	Total Atts	No. Name	Scoring Skills	Won	Total Atts	No. Name
54	142	Total Team	Spike	62	134	Total Team
17	37	12 VERASIO Irene		17	31	2 SAMEDY Stephanie
17	44	8 PICCOLO Sol Ayelen		14	33	9 BAJEMA Kara Jane
6	21	9 REINOSO Rosa Elena		11	18	1 FITZMORRIS Audriana Margaret
7	48	Total Team	Block	9	56	Total Team
2	3	9 REINOSO Rosa Elena		4	14	7 NIECE Avalyn Keli
2	10	11 CORREA Florencia Micaela		2	7	1 FITZMORRIS Audriana Margaret
1	7	8 PICCOLO Sol Ayelen		1	6	4 DILFER Victoria Belle
3	89	Total Team	Serve	4	100	Total Team
2	11	9 REINOSO Rosa Elena		2	10	4 DILFER Victoria Belle
1	17	11 CORREA Florencia Micaela		1	15	9 BAJEMA Kara Jane
				1	2	10 KUYAVA-DE BERG Kylie Marie
66		Total Team	Opp. Error	70		Total Team
130	279	Total Team	Total	145	290	Total Team

18	56	12 VERASIO Irene	Best Scorer	18	43	2 SAMEDY Stephanie
----	----	------------------	--------------------	----	----	--------------------

LEGEND

(C) Team Captain
 nn Substitute where nn = shirt number of outgoing player
 MB Middle blocker
 OS Opposite hitter
 S Setter
 n Starting line-up where n= starting position on court
 Atts Attempts
 No. Shirt Number
 Pos Playing Position
 WS Outside hitter
 L Substitute Libero
 L Libero
 Opp Opponent
 Pts Points scored



WED 10 JUL 2019

Start Time 17:30 - End Time 19:23

Match Duration: 1h53

Match Statistics

P3

ARG vs USA

1 3

Team	Sets	1	2	3	4	Total
ARG	1	28	18	20	22	88
USA	3	26	25	25	25	101
	Playing Time	30min	24min	27min	25min	1h46


First Refere PAPADOPOL (ITA)

Second Refere KITTICHAISOMBAT (THA)

ARG - Argentina

Scoring Spike	Rk	No.	Name	Spikes	Faults	Shots	Total Attempts	Eff %	
	1	6	NIEVA Gisela Vanina	1	-	-	1	100.00	
	2	2	NUNEZ Maria Victoria	3	-	4	7	42.86	
	3	11	CORREA Florencia Micaela	3	-	5	8	37.50	
	4	12	VERASIO Irene	17	9	11	37	21.62	
		8	PICCOLO Sol Ayelen	17	8	19	44		
		9	REINOSO Rosa Elena	6	5	10	21		
		7	CORBALAN Maria De La Paz	6	3	6	15		
		5	GONZALEZ PEREYRA Ariana	1	2	2	5		
		13	GERMANIER Sabrina Soledad	-	-	3	3		
		10	SORIA Agostina Denisse	-	-	1	1		
		1	COSULICH MARTINEZ Maria Luz	-	-	-	-		
		14	NIELSON RAMELLA	-	-	-	-		
	Limit								
	15.00%								
Team Totals				54	27	61	142		

Scoring Block	Rk	No.	Name	Kill Blocks	Faults	Rebounds	Total Attempts	Avg. by Set	
	1	9	REINOSO Rosa Elena	2	-	1	3	0.67	
	2	11	CORREA Florencia Micaela	2	4	4	10	0.50	
	3	5	GONZALEZ PEREYRA Ariana	1	5	1	7	0.33	
	4	8	PICCOLO Sol Ayelen	1	2	4	7	0.25	
	4	12	VERASIO Irene	1	3	3	7	0.25	
		2	NUNEZ Maria Victoria	-	2	2	4		
		13	GERMANIER Sabrina Soledad	-	1	3	4		
		1	COSULICH MARTINEZ Maria Luz	-	-	2	2		
		14	NIELSON RAMELLA	-	-	2	2		
		7	CORBALAN Maria De La Paz	-	1	-	1		
		10	SORIA Agostina Denisse	-	-	1	1		
		6	NIEVA Gisela Vanina	-	-	-	-		
	Team Totals				7	18	23	48	1.75

Scoring Service	Rk	No.	Name	Aces	Faults	Serve Hits	Total Attempts	Avg. by Set	
	1	9	REINOSO Rosa Elena	2	-	9	11	0.67	
	2	11	CORREA Florencia Micaela	1	2	14	17	0.25	
		8	PICCOLO Sol Ayelen	-	1	14	15		
		13	GERMANIER Sabrina Soledad	-	-	15	15		
		12	VERASIO Irene	-	2	10	12		
		5	GONZALEZ PEREYRA Ariana	-	1	6	7		
		7	CORBALAN Maria De La Paz	-	-	6	6		
		2	NUNEZ Maria Victoria	-	-	3	3		
		1	COSULICH MARTINEZ Maria Luz	-	1	1	2		
		10	SORIA Agostina Denisse	-	-	1	1		
		6	NIEVA Gisela Vanina	-	-	-	-		
		14	NIELSON RAMELLA	-	-	-	-		
	Team Totals				3	7	79	89	0.75

Team	Opponent Errors & Team Faults	66	-		
------	-------------------------------	----	---	--	--



WED 10 JUL 2019

Start Time 17:30 - End Time 19:23


Match Duration: 1h53


Match Statistics

P3

ARG - Argentina

Non-Scoring Dig	Rk	No.	Name	Digs	Faults	Receptions	Total Attempts	Avg. by Set
	1	14	NIELSON RAMELLA	12	4	4	20	12.00
	2	12	VERASIO Irene	8	4	7	19	2.00
	3	13	GERMANIER Sabrina Soledad	2	2	2	6	0.50
	4	8	PICCOLO Sol Ayelen	1	2	4	7	0.25
	4	11	CORREA Florencia Micaela	1	-	2	3	0.25
		2	NUNEZ Maria Victoria	-	3	2	5	
		9	REINOSO Rosa Elena	-	5	-	5	
		5	GONZALEZ PEREYRA Ariana	-	1	2	3	
		1	COSULICH MARTINEZ Maria Luz	-	1	-	1	
		7	CORBALAN Maria De La Paz	-	-	1	1	
	6	NIEVA Gisela Vanina	-	-	-	-		
	10	SORIA Agostina Denisse	-	-	-	-		
Team Totals				24	22	24	70	6.00

Non-Scoring Set	Rk	No.	Name	Running Sets	Faults	Still Sets	Total Attempts	Avg. by Set
	1	13	GERMANIER Sabrina Soledad	56	-	33	89	14.00
	2	1	COSULICH MARTINEZ Maria Luz	14	-	4	18	7.00
	3	14	NIELSON RAMELLA	4	-	2	6	4.00
	4	8	PICCOLO Sol Ayelen	2	-	-	2	0.50
	5	5	GONZALEZ PEREYRA Ariana	1	-	-	1	0.33
	6	12	VERASIO Irene	1	-	-	1	0.25
		9	REINOSO Rosa Elena	-	-	4	4	
		11	CORREA Florencia Micaela	-	1	-	1	
		2	NUNEZ Maria Victoria	-	-	-	-	
		6	NIEVA Gisela Vanina	-	-	-	-	
	7	CORBALAN Maria De La Paz	-	-	-	-		
	10	SORIA Agostina Denisse	-	-	-	-		
Team Totals				78	1	43	122	19.50

Non-Scoring Reception	Rk	No.	Name	Excellents	Faults	Serve Receptions	Total Attempts	Succ. %
	1	14	NIELSON RAMELLA	8	-	15	23	34.78
	2	12	VERASIO Irene	16	3	29	48	33.33
		9	REINOSO Rosa Elena	3	1	10	14	
		2	NUNEZ Maria Victoria	-	-	1	1	
		7	CORBALAN Maria De La Paz	-	-	1	1	
		13	GERMANIER Sabrina Soledad	-	-	1	1	
		1	COSULICH MARTINEZ Maria Luz	-	-	-	-	
		5	GONZALEZ PEREYRA Ariana	-	-	-	-	
		6	NIEVA Gisela Vanina	-	-	-	-	
		8	PICCOLO Sol Ayelen	-	-	-	-	
		10	SORIA Agostina Denisse	-	-	-	-	
	11	CORREA Florencia Micaela	-	-	-	-		
Limit								
25.00%	Team Totals			27	4	57	88	30.68



WED 10 JUL 2019


Start Time 17:30 - End Time 19:23


Match Duration: 1h53


Match Statistics

P3

USA - United States

Scoring Spike	Rk	No.	Name	Spikes	Faults	Shots	Total Attempts	Eff %
	1	4	DILFER Victoria Belle	1	-	-	1	100.00
	2	6	GATES Madeleine Randel	7	-	4	11	63.64
	3	1	FITZMORRIS Audriana Margaret	11	1	6	18	55.56
	4	11	ROLLINS Adanna Lauran	1	-	1	2	50.00
	5	2	SAMEDY Stephanie	17	3	11	31	45.16
	6	7	NIECE Avalyn Keli	7	3	3	13	30.77
	7	9	BAJEMA Kara Jane	14	4	15	33	30.30
		10	KUYAVA-DE BERG Kylie Marie	2	2	4	8	
		12	MC CLURE Meghan Shea	1	2	10	13	
		3	BROWN Diana Elizabeth	1	1	-	2	
		5	ESCHENBERG Kennedy Mykel	-	-	2	2	
		8	BARNES Lauren Margaret	-	-	-	-	
Limit								
15.00%	Team Totals			62	16	56	134	34.33

Scoring Block	Rk	No.	Name	Kill Blocks	Faults	Rebounds	Total Attempts	Avg. by Set
	1	7	NIECE Avalyn Keli	4	8	2	14	1.00
	2	1	FITZMORRIS Audriana Margaret	2	3	2	7	0.50
	3	4	DILFER Victoria Belle	1	1	4	6	0.25
	3	2	SAMEDY Stephanie	1	2	2	5	0.25
	3	3	BROWN Diana Elizabeth	1	1	2	4	0.25
		6	GATES Madeleine Randel	-	5	5	10	
		5	ESCHENBERG Kennedy Mykel	-	2	2	4	
		9	BAJEMA Kara Jane	-	1	2	3	
		10	KUYAVA-DE BERG Kylie Marie	-	1	1	2	
		11	ROLLINS Adanna Lauran	-	-	1	1	
		8	BARNES Lauren Margaret	-	-	-	-	
		12	MC CLURE Meghan Shea	-	-	-	-	
Team Totals				9	24	23	56	2.25

Scoring Service	Rk	No.	Name	Aces	Faults	Serve Hits	Total Attempts	Avg. by Set
	1	10	KUYAVA-DE BERG Kylie Marie	1	1	-	2	1.00
	2	4	DILFER Victoria Belle	2	2	6	10	0.50
	3	9	BAJEMA Kara Jane	1	2	12	15	0.25
		12	MC CLURE Meghan Shea	-	-	17	17	
		3	BROWN Diana Elizabeth	-	2	12	14	
		7	NIECE Avalyn Keli	-	3	11	14	
		6	GATES Madeleine Randel	-	-	10	10	
		2	SAMEDY Stephanie	-	-	7	7	
		1	FITZMORRIS Audriana Margaret	-	-	5	5	
		11	ROLLINS Adanna Lauran	-	-	4	4	
		5	ESCHENBERG Kennedy Mykel	-	1	1	2	
		8	BARNES Lauren Margaret	-	-	-	-	
Team Totals				4	11	85	100	1.00

Team	Opponent Errors & Team Faults	70	-		
-------------	--	-----------	----------	--	--



WED 10 JUL 2019

Start Time 17:30 - End Time 19:23


Match Duration: 1h53


Match Statistics

P3

USA - United States

Non-Scoring Dig	Rk	No.	Name	Digs	Faults	Receptions	Total Attempts	Avg. by Set	
	1	8	BARNES Lauren Margaret	6	4	12	22	6.00	
	2	12	MC CLURE Meghan Shea	2	-	-	2	0.67	
	3	9	BAJEMA Kara Jane	2	1	5	8	0.50	
	3	11	ROLLINS Adanna Lauran	1	1	1	3	0.50	
	5	4	DILFER Victoria Belle	1	1	5	7	0.25	
	5	7	NIECE Avalyn Keli	1	2	2	5	0.25	
	5	1	FITZMORRIS Audriana Margaret	1	1	1	3	0.25	
		3	BROWN Diana Elizabeth	-	3	3	6		
		2	SAMEDY Stephanie	-	1	4	5		
		6	GATES Madeleine Randel	-	2	2	4		
		10	KUYAVA-DE BERG Kylie Marie	-	1	-	1		
		5	ESCHENBERG Kennedy Mykel	-	-	-	-		
	Team Totals				14	17	35	66	3.50

Non-Scoring Set	Rk	No.	Name	Running Sets	Faults	Still Sets	Total Attempts	Avg. by Set
	1	3	BROWN Diana Elizabeth	36	1	24	61	9.00
	2	4	DILFER Victoria Belle	23	-	20	43	5.75
	3	8	BARNES Lauren Margaret	3	-	5	8	3.00
	4	1	FITZMORRIS Audriana Margaret	1	-	-	1	0.25
		9	BAJEMA Kara Jane	-	1	1	2	
		2	SAMEDY Stephanie	-	-	1	1	
		5	ESCHENBERG Kennedy Mykel	-	-	1	1	
		6	GATES Madeleine Randel	-	-	-	-	
		7	NIECE Avalyn Keli	-	-	-	-	
		10	KUYAVA-DE BERG Kylie Marie	-	-	-	-	
		11	ROLLINS Adanna Lauran	-	-	-	-	
		12	MC CLURE Meghan Shea	-	-	-	-	
Team Totals				63	2	52	117	15.75

Non-Scoring Reception	Rk	No.	Name	Excellents	Faults	Serve Receptions	Total Attempts	Succ. %	
	1	7	NIECE Avalyn Keli	1	-	1	2	50.00	
	2	8	BARNES Lauren Margaret	6	1	11	18	33.33	
	3	12	MC CLURE Meghan Shea	6	-	18	24	25.00	
	3	11	ROLLINS Adanna Lauran	3	-	9	12	25.00	
	3	10	KUYAVA-DE BERG Kylie Marie	1	-	3	4	25.00	
		9	BAJEMA Kara Jane	4	2	14	20		
		4	DILFER Victoria Belle	-	-	1	1		
		6	GATES Madeleine Randel	-	-	1	1		
		1	FITZMORRIS Audriana Margaret	-	-	-	-		
		2	SAMEDY Stephanie	-	-	-	-		
		3	BROWN Diana Elizabeth	-	-	-	-		
		5	ESCHENBERG Kennedy Mykel	-	-	-	-		
	Limit								
	25.00%	Team Totals			21	3	58	82	25.61

LEGEND

Avg. Average

Eff. Efficiency

No. Shirt Number

Rk Rank

Suc Success %



WED 10 JUL 2019

Start List

Start Time 20:00

TPE vs SUI

P1

First Refere STANLEY (USA)

Second Refere KITAMURA (JPN)

TPE - Chinese Taipei

Shirt colour Red

No.	Name	Shirt Name	Pos.	Han.	Height	Weight	Highest Reac		Date of Birth	Tournament Totals				
							Spike cm	Block cm		Spik	Bloc	Serv	Total	%
1	LAI Xiang-Chen		L		1.53	53	0	0	19 MAR 1999	0	0	0	0	0
2	CHANG Li-Wen (C)		OS		1.76	63	0	0	27 FEB 1995	49	3	3	55	38.19
3	TSENG Wan-Ling		MB		1.71	65	0	0	13 MAY 1999	35	5	0	40	27.78
4	LO Yi-Ching		WS		1.60	58	0	0	16 SEP 1997	26	0	1	27	18.75
7	HUANG Hsin-Yu		MB		1.79	63	0	0	25 FEB 1998	22	6	5	33	22.92
8	CHIU Ya-Hui		MB		1.81	69	0	0	4 APR 1998	0	0	0	0	0
9	CHEN Jia-Man		S		1.70	63	0	0	27 JUL 1999	0	0	2	2	1.39
12	LIAO Yi-Jen		S		1.64	54	0	0	8 JUN 1997	5	0	4	9	6.25
13	TSAI Qin-Yao		OS		1.77	77	0	0	20 SEP 1998	1	0	1	2	1.39
15	LIN Shu-Ho		WS		1.68	63	0	0	6 FEB 1999	22	1	2	25	17.36
16	CHEN Tzu-Ya		WS		1.77	63	0	0	26 AUG 1999	52	1	4	57	39.58
20	LIU Shuang-Ling		WS		1.75	67	0	0	4 APR 2000	1	1	0	2	1.39

Coac TSUZURABARA Koji

Assista CHENG Ming-Feng / LIU Li-Fang

Phase	Opponent	Sets	Points per Set
Preliminary - Group	ARG	3 - 1	25 - 15, 25 - 20, 19 - 25, 25 - 15
Preliminary - Group	CZE	2 - 3	25 - 17, 25 - 21, 23 - 25, 14 - 25
Preliminary - Group	HUN	1 - 3	15 - 25, 25 - 16, 19 - 25, 21 - 25
Quarterfinals 9-16	MEX	3 - 0	25 - 21, 25 - 19, 25 - 14

SUI - Switzerland

Shirt colour Black

No.	Name	Shirt Name	Pos.	Han.	Height	Weight	Highest Reac		Date of Birth	Tournament Totals				
							Spike cm	Block cm		Spik	Bloc	Serv	Total	%
1	LENGWEILER Julie		OS		1.87	74	310	300	6 NOV 1998	19	1	5	25	34.25
3	ZAUGG Livia		WS		1.80	69	295	285	29 JAN 1996	15	1	2	18	24.66
4	SCHOTTROFF Gabi		MB		1.92	78	310	280	8 FEB 1997	7	3	1	11	15.07
6	MATTER Madlaina		MB		1.83	64	309	290	19 OCT 1999	7	1	2	10	13.70
8	STORCK Maja (C)		OS		1.84	75	315	295	8 OCT 1998	66	5	1	72	98.63
9	BRUNNER Sarina		WS		1.78	64	298	285	8 JUL 1997	17	0	2	19	26.03
10	SULSER Samira Stephanie		MB		1.87	65	305	290	22 DEC 1999	8	0	3	11	15.07
11	TROSCHE Sarah		S		1.76	70	280	270	28 SEP 1994	1	0	3	4	5.48
12	KNUTTI Flavia		L		1.72	60	279	250	13 JAN 1998	0	0	0	0	0
13	STAFFELBACH Xenia		MB		1.83	72	293	287	16 MAR 1999	1	1	1	3	4.11
15	PETITAT Chiara		WS		1.80	75	298	288	4 AUG 2000	7	0	0	7	9.59
20	WASSNER Olivia		S		1.83	70	297	290	22 MAR 1999	5	0	2	7	9.59

Coac LIPPUNER Timothy

Assista SCHREIER Jurgen

Phase	Opponent	Sets	Points per Set
Preliminary - Group	JPN	0 - 3	15 - 25, 14 - 25, 13 - 25
Preliminary - Group	USA	0 - 3	17 - 25, 15 - 25, 16 - 25
Preliminary - Group	ITA	0 - 3	22 - 25, 19 - 25, 14 - 25
Quarterfinals 9-16	CHN	3 - 2	25 - 19, 19 - 25, 25 - 23, 19 - 25

LEGEND

% Percentage of total team s (C) Team Captain BH Both Handed F1 Gold-medal Match F3 Bronze-medal Match
 F5 Final 5th-6th Place F7 Final 7th-8th Place Han Handedness L Libero LH Left Handed
 SF5 Semifinals 5-8 SFL Semi-finals WS Outside hitter S Setter S9-1 Semifinals 9-12



WED 10 JUL 2019
Start Time 19:59 - End Time 21:21
Match Duration 1h21

Results
P2

TPE vs SUI
0 3

Team	Sets	1	2	3	Total
TPE	0	23	21	19	63
SUI	3	25	25	25	75
	Playing Time	25min	26min	24min	1h15

First Refere STANLEY (USA)

Second Refere KITAMURA (JPN)

TPE - Chinese Taipei								
No.	Name	Pos	1	2	3	4	5	Pts
1	LAI Xiang-Chen	L	L	L	L			
2	CHANG Li-Wen (C)	OS	4	4	3			12
3	TSENG Wan-Ling	MB	6	6	5			8
4	LO Yi-Ching	WS	15	2	1			13
7	HUANG Hsin-Yu	MB	3	3				1
8	CHIU Ya-Hui	MB						
9	CHEN Jia-Man	S	1	1	6			
12	LIAO Yi-Jen	S						
13	TSAI Qin-Yao	OS	7	7	2			4
15	LIN Shu-Ho	WS	2		4			1
16	CHEN Tzu-Ya	WS	5	5	4			10
20	LIU Shuang-Ling	WS		16				1

SUI - Switzerland								
No.	Name	Pos	1	2	3	4	5	Pts
1	LENGWEILER Julie	OS	2	1	2			10
3	ZAUGG Livia	WS						
4	SCHOTTROFF Gabi	MB	3	2				4
6	MATTER Madlaina	MB	6	5	6			7
8	STORCK Maja (C)	OS	4	3	4			13
9	BRUNNER Sarina	WS	5	4	5			12
10	SULSER Samira Stephanie	MB						
11	TROSCHE Sarah	S						
12	KNUTTI Flavia	L	L	L	L			
13	STAFFELBACH Xenia	MB		4	3			3
15	PETITAT Chiara	WS	1					
20	WASSNER Olivia	S	1	6	1			7

Coach TSUZURABARA Koji
Assistant Coach CHENG Ming-Feng / LIU Li-Fang

Coach LIPPUNER Timothy
Assistant Coach SCHREIER Jurgen

TEAM AND PLAYER PERFORMANCES

Won	Total Atts	No. Name	Scoring Skills	Won	Total Atts	No. Name
45	116	Total Team	Spike	38	94	Total Team
12	29	2 CHANG Li-Wen		11	18	9 BRUNNER Sarina
11	23	4 LO Yi-Ching		9	21	1 LENGWEILER Julie
10	27	16 CHEN Tzu-Ya		9	31	8 STORCK Maja
1	34	Total Team	Block	13	46	Total Team
1	3	13 TSAI Qin-Yao		3	7	20 WASSNER Olivia
				3	16	6 MATTER Madlaina
				3	9	4 SCHOTTROFF Gabi
4	64	Total Team	Serve	5	74	Total Team
2	9	4 LO Yi-Ching		1	14	9 BRUNNER Sarina
2	11	13 TSAI Qin-Yao		1	12	6 MATTER Madlaina
				1	10	1 LENGWEILER Julie
43		Total Team	Opp. Error	43		Total Team
93	214	Total Team	Total	99	214	Total Team
13	33	4 LO Yi-Ching	Best Scorer	13	50	8 STORCK Maja

LEGEND

(C) Team Captain
nn Substitute where nn = shirt number of outgoing player
MB Middle blocker
OS Opposite hitter
S Setter
n Starting line-up where n= starting position on court
Atts Attempts
No. Shirt Number
Pos Playing Position
WS Outside hitter
L Substitute Libero
L Libero
Opp Opponent
Pts Points scored



WED 10 JUL 2019

Start Time 19:59 - End Time 21:21

Match Duration: 1h21

Match Statistics

P3


TPE vs SUI
0 3


Team	Sets	1	2	3	Total
TPE	0	23	21	19	63
SUI	3	25	25	25	75
	Playing Time	25min	26min	24min	1h15


First Refere STANLEY (USA)

Second Refere KITAMURA (JPN)

TPE - Chinese Taipei

Scoring Spike	Rk	No.	Name	Spikes	Faults	Shots	Total Attempts	Eff %
	1	4	LO Yi-Ching	11	2	10	23	39.13
	2	3	TSENG Wan-Ling	8	3	4	15	33.33
	3	2	CHANG Li-Wen	12	4	13	29	27.59
	4	16	CHEN Tzu-Ya	10	5	12	27	18.52
		7	HUANG Hsin-Yu	1	3	2	6	
		13	TSAI Qin-Yao	1	2	2	5	
		15	LIN Shu-Ho	1	3	1	5	
		20	LIU Shuang-Ling	1	1	2	4	
		9	CHEN Jia-Man	-	1	1	2	
		1	LAI Xiang-Chen	-	-	-	-	
		8	CHIU Ya-Hui	-	-	-	-	
		12	LIAO Yi-Jen	-	-	-	-	
Limit								
15.00%								
Team Totals				45	24	47	116	18.10

Scoring Block	Rk	No.	Name	Kill Blocks	Faults	Rebounds	Total Attempts	Avg. by Set
	1	13	TSAI Qin-Yao	1	1	1	3	0.33
		3	TSENG Wan-Ling	-	5	3	8	
		7	HUANG Hsin-Yu	-	-	6	6	
		16	CHEN Tzu-Ya	-	3	3	6	
		2	CHANG Li-Wen	-	3	2	5	
		9	CHEN Jia-Man	-	1	2	3	
		4	LO Yi-Ching	-	-	1	1	
		15	LIN Shu-Ho	-	-	1	1	
		20	LIU Shuang-Ling	-	-	1	1	
		1	LAI Xiang-Chen	-	-	-	-	
		8	CHIU Ya-Hui	-	-	-	-	
		12	LIAO Yi-Jen	-	-	-	-	
Team Totals				1	13	20	34	0.33

Scoring Service	Rk	No.	Name	Aces	Faults	Serve Hits	Total Attempts	Avg. by Set
	1	13	TSAI Qin-Yao	2	3	6	11	0.67
	1	4	LO Yi-Ching	2	-	7	9	0.67
		3	TSENG Wan-Ling	-	1	11	12	
		9	CHEN Jia-Man	-	2	7	9	
		16	CHEN Tzu-Ya	-	-	9	9	
		2	CHANG Li-Wen	-	-	8	8	
		15	LIN Shu-Ho	-	-	3	3	
		7	HUANG Hsin-Yu	-	1	1	2	
		20	LIU Shuang-Ling	-	-	1	1	
		1	LAI Xiang-Chen	-	-	-	-	
		8	CHIU Ya-Hui	-	-	-	-	
		12	LIAO Yi-Jen	-	-	-	-	
Team Totals				4	7	53	64	1.33

Team	Opponent Errors & Team Faults	43	-		
------	-------------------------------	----	---	--	--



Palacoscioni
Volleyball
Women
Semifinals 9-12
Match 40



WED 10 JUL 2019

Start Time 19:59 - End Time 21:21

Match Duration: 1h21

Match Statistics

P3



THU 11 JUL 2019
Start Time 20:00

Start List

USA vs SUI

P1

First Refere PIEROBON (ARG)

Second Refere WANG HJ (CHN)

USA - United States

Shirt colour White

No.	Name	Shirt Name	Pos.	Han.	Height	Weight	Highest Reac		Date of Birth	Tournament Totals				
							Spike cm	Block cm		Spik	Bloc	Serv	Total	%
1	FITZMORRIS Audriana Marg		OS		1.98	86	0	0	30 OCT 199	34	6	0	40	31.75
2	SAMEDY Stephanie		OS		1.88	83	0	0	27 SEP 1998	54	5	0	59	46.83
3	BROWN Diana Elizabeth		S		1.82	68	0	0	14 SEP 1999	3	3	0	6	4.76
4	DILFER Victoria Belle		S		1.77	72	0	0	26 FEB 1999	4	2	5	11	8.73
5	ESCHENBERG Kennedy Myk		MB		1.95	77	0	0	4 APR 1998	9	5	1	15	11.90
6	GATES Madeleine Randel		MB		1.90	76	0	0	30 OCT 199	15	6	4	25	19.84
7	NIECE Avalyn Keli		MB		1.82	83	0	0	10 JUL 1998	22	8	0	30	23.81
8	BARNES Lauren Margaret		L		1.67	65	0	0	29 JUN 1999	0	0	0	0	0
9	BAJEMA Kara Jane (C)		WS		1.88	81	0	0	24 MAR 199	57	3	1	61	48.41
10	KUYAVA-DE BERG Kylie Mar		WS		1.93	86	0	0	30 MAR 199	13	2	9	24	19.05
11	ROLLINS Adanna Lauran		WS		1.83	66	0	0	10 OCT 199	6	0	2	8	6.35
12	MC CLURE Meghan Shea		WS		1.82	72	0	0	19 AUG 199	11	1	2	14	11.11

Coac COOK Robert

Assista LAUNIERE Elizabeth / KELLY William Timothy

Phase	Opponent	Sets	Points per Set
Preliminary - Group	ITA	0 - 3	19 - 25, 22 - 25, 23 - 25
Preliminary - Group	SUI	3 - 0	25 - 17, 25 - 15, 25 - 16
Preliminary - Group	JPN	0 - 3	15 - 25, 18 - 25, 23 - 25
Quarterfinals 9-16	UKR	3 - 1	24 - 26, 25 - 22, 25 - 17, 25 - 18
Semifinals 9-12	ARG	3 - 1	26 - 28, 25 - 18, 25 - 20, 25 - 22

SUI - Switzerland

Shirt colour Red

No.	Name	Shirt Name	Pos.	Han.	Height	Weight	Highest Reac		Date of Birth	Tournament Totals				
							Spike cm	Block cm		Spik	Bloc	Serv	Total	%
1	LENGWEILER Julie		OS		1.87	74	310	300	6 NOV 1998	28	1	6	35	33.33
3	ZAUGG Livia		WS		1.80	69	295	285	29 JAN 1996	15	1	2	18	17.14
4	SCHOTTRUFF Gabi		MB		1.92	78	310	280	8 FEB 1997	8	6	1	15	14.29
6	MATTER Madlaina		MB		1.83	64	309	290	19 OCT 199	10	4	3	17	16.19
8	STORCK Maja (C)		OS		1.84	75	315	295	8 OCT 1998	75	8	2	85	80.95
9	BRUNNER Sarina		WS		1.78	64	298	285	8 JUL 1997	28	0	3	31	29.52
10	SULSER Samira Stephanie		MB		1.87	65	305	290	22 DEC 199	8	0	3	11	10.48
11	TROSCH Sarah		S		1.76	70	280	270	28 SEP 1994	1	0	3	4	3.81
12	KNUTTI Flavia		L		1.72	60	279	250	13 JAN 1998	0	0	0	0	0
13	STAFFELBACH Xenia		MB		1.83	72	293	287	16 MAR 199	3	2	1	6	5.71
15	PETITAT Chiara		OS		1.80	75	298	288	4 AUG 2000	7	0	0	7	6.67
20	WASSNER Olivia		S		1.83	70	297	290	22 MAR 199	8	3	3	14	13.33

Coac LIPPUNER Timothy

Assista SCHREIER Jurgen

Phase	Opponent	Sets	Points per Set
Preliminary - Group	JPN	0 - 3	15 - 25, 14 - 25, 13 - 25
Preliminary - Group	USA	0 - 3	17 - 25, 15 - 25, 16 - 25
Preliminary - Group	ITA	0 - 3	22 - 25, 19 - 25, 14 - 25
Quarterfinals 9-16	CHN	3 - 2	25 - 19, 19 - 25, 25 - 23, 19 - 25,
Semifinals 9-12	TPE	3 - 0	25 - 23, 25 - 21, 25 - 19

LEGEND

% Percentage of total team s (C) Team Captain BH Both Handed F1 Gold-medal Match F3 Bronze-medal Match
 F5 Final 5th-6th Place F7 Final 7th-8th Place F9 Final 9th-10th Place Han Handedness L Libero
 S9-1 Semifinals 9-12 SF5 Semifinals 5-8 SFL Semi-finals WS Outside hitter S Setter



THU 11 JUL 2019
Start Time 20:00 - End Time 21:09
Match Duration 1h9

Results
P2

USA vs SUI
3 0

Team	Sets	1	2	3	Total
USA	3	25	25	25	75
SUI	0	21	20	9	50
	Playing Time	20min	23min	19min	1h2

First Refere PIEROBON (ARG)

Second Refere WANG HJ (CHN)

USA - United States								
No.	Name	Pos	1	2	3	4	5	Pts
1	FITZMORRIS Audriana Marga	OS	3	4	2			7
2	SAMEDY Stephanie	OS	6	4	4			7
3	BROWN Diana Elizabeth	S	3	1	1			2
4	DILFER Victoria Belle	S	2	1	3			1
5	ESCHENBERG Kennedy Myk	MB	5	3	7			3
6	GATES Madeleine Randel	MB		6	6			3
7	NIECE Avalyn Keli	MB	2		3			5
8	BARNES Lauren Margaret	L	L	L	L			
9	BAJEMA Kara Jane (C)	WS	4		2			10
10	KUYAVA-DE BERG Kylie Mari	WS	11	2	9			10
11	ROLLINS Adanna Lauran	WS	1	10	5			5
12	MC CLURE Meghan Shea	WS		5	11			4

SUI - Switzerland								
No.	Name	Pos	1	2	3	4	5	Pts
1	LENGWEILER Julie	OS	1	2	4			7
3	ZAUGG Livia	WS			9			1
4	SCHOTTROFF Gabi	MB	6	3	6			3
6	MATTER Madlaina	MB	5		4			2
8	STORCK Maja (C)	OS	3	4	11			7
9	BRUNNER Sarina	WS	4	5	5			7
10	SULSER Samira Stephanie	MB		13	3			1
11	TROSCH Sarah	S		20	1			
12	KNUTTI Flavia	L	L	L	L			
13	STAFFELBACH Xenia	MB	2	6	10			5
15	PETITAT Chiara	OS	1		2			1
20	WASSNER Olivia	S	6	1	1			3

Coach COOK Robert
Assistant Coach LAUNIERE Elizabeth / KELLY William

Coach LIPPUNER Timothy
Assistant Coach SCHREIER Jurgen

TEAM AND PLAYER PERFORMANCES

Won	Total Atts	No. Name	Scoring Skills	Won	Total Atts	No. Name
41	78	Total Team	Spike	29	77	Total Team
10	13	9 BAJEMA Kara Jane		7	16	1 LENGWEILER Julie
7	16	1 FITZMORRIS Audriana Margaret		6	15	9 BRUNNER Sarina
5	8	2 SAMEDY Stephanie		5	23	8 STORCK Maja
5	29	Total Team	Block	2	24	Total Team
2	7	7 NIECE Avalyn Keli		1	3	9 BRUNNER Sarina
1	2	12 MC CLURE Meghan Shea		1	3	8 STORCK Maja
1	2	11 ROLLINS Adanna Lauran				
11	74	Total Team	Serve	6	51	Total Team
5	16	10 KUYAVA-DE BERG Kylie Marie		2	9	13 STAFFELBACH Xenia
2	15	3 BROWN Diana Elizabeth		2	8	20 WASSNER Olivia
1	5	4 DILFER Victoria Belle		1	8	8 STORCK Maja
46		Total Team	Opp. Error	36		Total Team
103	181	Total Team	Total	73	152	Total Team

10	20	9 BAJEMA Kara Jane	Best Scorer	7	25	9 BRUNNER Sarina
----	----	--------------------	--------------------	---	----	------------------

LEGEND

(C) Team Captain
nn Substitute where nn = shirt number of outgoing player
MB Middle blocker
OS Opposite hitter
S Setter
n Starting line-up where n= starting position on court
Atts Attempts
No. Shirt Number
Pos Playing Position
WS Outside hitter
L Substitute Libero
L Libero
Opp Opponent
Pts Points scored



THU 11 JUL 2019

Start Time 20:00 - End Time 21:09

Match Duration: 1h9

Match Statistics

P3


USA vs SUI
3 0


Team	Sets	1	2	3	Total
USA	3	25	25	25	75
SUI	0	21	20	9	50
	Playing Time	20min	23min	19min	1h2


First Refere PIEROBON (ARG)

Second Refere WANG HJ (CHN)

USA - United States

Scoring Spike	Rk	No.	Name	Spikes	Faults	Shots	Total Attempts	Eff %
	1	5	ESCHENBERG Kennedy Mykel	3	-	-	3	100.00
	2	10	KUYAVA-DE BERG Kylie Marie	5	-	1	6	83.33
	3	9	BAJEMA Kara Jane	10	1	2	13	69.23
	4	2	SAMEDY Stephanie	5	-	3	8	62.50
	5	11	ROLLINS Adanna Lauran	4	1	3	8	37.50
	6	12	MC CLURE Meghan Shea	3	-	6	9	33.33
	7	1	FITZMORRIS Audriana Margaret	7	2	7	16	31.25
	8	6	GATES Madeleine Randel	2	1	4	7	14.29
	7	NIECE Avalyn Keli	2	2	4	8		
	3	BROWN Diana Elizabeth	-	-	-	-		
	4	DILFER Victoria Belle	-	-	-	-		
	8	BARNES Lauren Margaret	-	-	-	-		
Limit								
15.00%								
Team Totals				41	7	30	78	43.59

Scoring Block	Rk	No.	Name	Kill Blocks	Faults	Rebounds	Total Attempts	Avg. by Set
	1	7	NIECE Avalyn Keli	2	3	2	7	1.00
	2	12	MC CLURE Meghan Shea	1	-	1	2	0.50
	3	2	SAMEDY Stephanie	1	2	3	6	0.33
	3	11	ROLLINS Adanna Lauran	1	-	1	2	0.33
		4	DILFER Victoria Belle	-	3	2	5	
		1	FITZMORRIS Audriana Margaret	-	2	-	2	
		3	BROWN Diana Elizabeth	-	2	-	2	
		5	ESCHENBERG Kennedy Mykel	-	1	1	2	
		6	GATES Madeleine Randel	-	1	-	1	
		8	BARNES Lauren Margaret	-	-	-	-	
	9	BAJEMA Kara Jane	-	-	-	-		
	10	KUYAVA-DE BERG Kylie Marie	-	-	-	-		
Team Totals				5	14	10	29	1.67

Scoring Service	Rk	No.	Name	Aces	Faults	Serve Hits	Total Attempts	Avg. by Set
	1	10	KUYAVA-DE BERG Kylie Marie	5	2	9	16	1.67
	2	3	BROWN Diana Elizabeth	2	1	12	15	0.67
	3	7	NIECE Avalyn Keli	1	2	1	4	0.50
	3	6	GATES Madeleine Randel	1	-	2	3	0.50
	5	4	DILFER Victoria Belle	1	-	4	5	0.33
	5	2	SAMEDY Stephanie	1	-	2	3	0.33
		5	ESCHENBERG Kennedy Mykel	-	-	8	8	
		9	BAJEMA Kara Jane	-	1	6	7	
		1	FITZMORRIS Audriana Margaret	-	-	6	6	
		12	MC CLURE Meghan Shea	-	-	6	6	
		11	ROLLINS Adanna Lauran	-	-	1	1	
	8	BARNES Lauren Margaret	-	-	-	-		
Team Totals				11	6	57	74	3.67

Team	Opponent Errors & Team Faults	46	-		
------	-------------------------------	----	---	--	--



THU 11 JUL 2019


Start Time 20:00 - End Time 21:09


Match Duration: 1h9


Match Statistics

P3

USA - United States

Non-Scoring Dig	Rk	No.	Name	Digs	Faults	Receptions	Total Attempts	Avg. by Set	
	1	8	BARNES Lauren Margaret	5	-	5	10	5.00	
	2	9	BAJEMA Kara Jane	1	1	1	3	0.50	
	2	7	NIECE Avalyn Keli	1	-	-	1	0.50	
	4	11	ROLLINS Adanna Lauran	1	-	1	2	0.33	
		4	DILFER Victoria Belle	-	-	4	4		
		2	SAMEDY Stephanie	-	-	3	3		
		1	FITZMORRIS Audriana Margaret	-	-	2	2		
		6	GATES Madeleine Randel	-	1	-	1		
		10	KUYAVA-DE BERG Kylie Marie	-	1	-	1		
		12	MC CLURE Meghan Shea	-	1	-	1		
		3	BROWN Diana Elizabeth	-	-	-	-		
		5	ESCHENBERG Kennedy Mykel	-	-	-	-		
	Team Totals				8	4	16	28	2.67

Non-Scoring Set	Rk	No.	Name	Running Sets	Faults	Still Sets	Total Attempts	Avg. by Set	
	1	4	DILFER Victoria Belle	22	-	9	31	7.33	
	2	3	BROWN Diana Elizabeth	19	-	5	24	6.33	
	3	8	BARNES Lauren Margaret	3	-	3	6	3.00	
	4	10	KUYAVA-DE BERG Kylie Marie	1	-	-	1	0.33	
		2	SAMEDY Stephanie	-	-	1	1		
		5	ESCHENBERG Kennedy Mykel	-	-	1	1		
		11	ROLLINS Adanna Lauran	-	-	1	1		
		12	MC CLURE Meghan Shea	-	-	1	1		
		1	FITZMORRIS Audriana Margaret	-	-	-	-		
		6	GATES Madeleine Randel	-	-	-	-		
		7	NIECE Avalyn Keli	-	-	-	-		
		9	BAJEMA Kara Jane	-	-	-	-		
	Team Totals				45	-	21	66	15.00

Non-Scoring Reception	Rk	No.	Name	Excellents	Faults	Serve Receptions	Total Attempts	Succ. %	
	1	9	BAJEMA Kara Jane	1	-	1	2	50.00	
	2	8	BARNES Lauren Margaret	4	1	5	10	40.00	
	3	11	ROLLINS Adanna Lauran	4	2	11	17	23.53	
	4	10	KUYAVA-DE BERG Kylie Marie	2	2	7	11	18.18	
	5	12	MC CLURE Meghan Shea	1	1	4	6	16.67	
		1	FITZMORRIS Audriana Margaret	-	-	-	-		
		2	SAMEDY Stephanie	-	-	-	-		
		3	BROWN Diana Elizabeth	-	-	-	-		
		4	DILFER Victoria Belle	-	-	-	-		
		5	ESCHENBERG Kennedy Mykel	-	-	-	-		
		6	GATES Madeleine Randel	-	-	-	-		
		7	NIECE Avalyn Keli	-	-	-	-		
	Limit	25.00%							
	Team Totals				12	6	28	46	26.09



THU 11 JUL 2019


Start Time 20:00 - End Time 21:09


Match Duration: 1h9


Match Statistics

P3

SUI - Switzerland

Scoring Spike	Rk	No.	Name	Spikes	Faults	Shots	Total Attempts	Eff %
	1	15	PETITAT Chiara	1	-	-	1	100.00
	1	20	WASSNER Olivia	1	-	-	1	100.00
	3	13	STAFFELBACH Xenia	3	-	2	5	60.00
	4	6	MATTER Madlaina	1	-	1	2	50.00
	5	4	SCHOTTROFF Gabi	3	1	2	6	33.33
	6	1	LENGWEILER Julie	7	3	6	16	25.00
	7	9	BRUNNER Sarina	6	4	5	15	13.33
		8	STORCK Maja	5	6	12	23	
		3	ZAUGG Livia	1	1	4	6	
		10	SULSER Samira Stephanie	1	1	-	2	
		11	TROSCH Sarah	-	-	-	-	
		12	KNUTTI Flavia	-	-	-	-	
Limit								
15.00%	Team Totals			29	16	32	77	16.88

Scoring Block	Rk	No.	Name	Kill Blocks	Faults	Rebounds	Total Attempts	Avg. by Set	
	1	8	STORCK Maja	1	-	2	3	0.33	
	1	9	BRUNNER Sarina	1	-	2	3	0.33	
		4	SCHOTTROFF Gabi	-	4	2	6		
		3	ZAUGG Livia	-	1	2	3		
		13	STAFFELBACH Xenia	-	1	2	3		
		20	WASSNER Olivia	-	1	1	2		
		1	LENGWEILER Julie	-	1	-	1		
		6	MATTER Madlaina	-	1	-	1		
		10	SULSER Samira Stephanie	-	-	1	1		
		11	TROSCH Sarah	-	-	1	1		
		12	KNUTTI Flavia	-	-	-	-		
		15	PETITAT Chiara	-	-	-	-		
	Team Totals				2	9	13	24	0.67

Scoring Service	Rk	No.	Name	Aces	Faults	Serve Hits	Total Attempts	Avg. by Set
	1	13	STAFFELBACH Xenia	2	-	7	9	0.67
	1	20	WASSNER Olivia	2	1	5	8	0.67
	3	6	MATTER Madlaina	1	1	4	6	0.50
	4	8	STORCK Maja	1	-	7	8	0.33
		9	BRUNNER Sarina	-	2	5	7	
		1	LENGWEILER Julie	-	1	5	6	
		4	SCHOTTROFF Gabi	-	-	3	3	
		3	ZAUGG Livia	-	-	1	1	
		10	SULSER Samira Stephanie	-	-	1	1	
		11	TROSCH Sarah	-	-	1	1	
		15	PETITAT Chiara	-	-	1	1	
		12	KNUTTI Flavia	-	-	-	-	
	Team Totals				6	5	40	51

Team	Opponent Errors & Team Faults			
		36	-	



THU 11 JUL 2019


Start Time 20:00 - End Time 21:09


Match Duration: 1h9


Match Statistics

P3

SUI - Switzerland

Non-Scoring Dig	Rk	No.	Name	Digs	Faults	Receptions	Total Attempts	Avg. by Set
	1	12	KNUTTI Flavia	3	2	3	8	3.00
	2	6	MATTER Madlaina	1	-	-	1	0.50
	3	20	WASSNER Olivia	1	-	6	7	0.33
	3	8	STORCK Maja	1	1	1	3	0.33
		9	BRUNNER Sarina	-	2	2	4	
		11	TROSCH Sarah	-	1	2	3	
		15	PETITAT Chiara	-	2	-	2	
		1	LENGWEILER Julie	-	-	1	1	
		3	ZAUGG Livia	-	-	1	1	
		4	SCHOTTROFF Gabi	-	-	1	1	
	13	STAFFELBACH Xenia	-	1	-	1		
	10	SULSER Samira Stephanie	-	-	-	-		
Team Totals				6	9	17	32	2.00

Non-Scoring Set	Rk	No.	Name	Running Sets	Faults	Still Sets	Total Attempts	Avg. by Set
	1	12	KNUTTI Flavia	5	-	3	8	5.00
	2	20	WASSNER Olivia	11	-	32	43	3.67
	3	11	TROSCH Sarah	5	1	9	15	2.50
		15	PETITAT Chiara	-	-	1	1	
		1	LENGWEILER Julie	-	-	-	-	
		3	ZAUGG Livia	-	-	-	-	
		4	SCHOTTROFF Gabi	-	-	-	-	
		6	MATTER Madlaina	-	-	-	-	
		8	STORCK Maja	-	-	-	-	
		9	BRUNNER Sarina	-	-	-	-	
	10	SULSER Samira Stephanie	-	-	-	-		
	13	STAFFELBACH Xenia	-	-	-	-		
Team Totals				21	1	45	67	7.00

Non-Scoring Reception	Rk	No.	Name	Excellents	Faults	Serve Receptions	Total Attempts	Succ. %
	1	3	ZAUGG Livia	1	1	-	2	50.00
	2	8	STORCK Maja	1	-	3	4	25.00
	3	12	KNUTTI Flavia	3	5	9	17	17.65
		1	LENGWEILER Julie	3	3	13	19	
		9	BRUNNER Sarina	2	2	10	14	
		15	PETITAT Chiara	-	-	10	10	
		11	TROSCH Sarah	-	-	1	1	
		13	STAFFELBACH Xenia	-	-	1	1	
		4	SCHOTTROFF Gabi	-	-	-	-	
		6	MATTER Madlaina	-	-	-	-	
	10	SULSER Samira Stephanie	-	-	-	-		
	20	WASSNER Olivia	-	-	-	-		
Limit								
25.00%	Team Totals			10	11	47	68	

LEGEND

Avg. Average

Eff. Efficiency

No. Shirt Number

Rk Rank

Suc Success %



THU 11 JUL 2019
Start Time 17:30

Start List

ARG vs TPE

P1

First Refere KOVALCHUK (UKR)

Second Refere COSTA (BRA)

ARG - Argentina

Shirt colour White

No.	Name	Shirt Name	Pos.	Han.	Height	Weight	Highest Reac		Date of Birth	Tournament Totals				
							Spike cm	Block cm		Spik	Bloc	Serv	Total	%
1	COSULICH MARTINEZ Maria		S		1.70	66	0	0	4 MAR 1996	0	0	1	1	0.83
2	NUNEZ Maria Victoria		MB		1.80	69	0	0	3 AUG 1998	14	3	1	18	14.88
5	GONZALEZ PEREYRA Arian		MB		1.84	75	0	0	21 SEP 1994	8	7	0	15	12.40
6	NIEVA Gisela Vanina		OS		1.79	78	0	0	17 AUG 199	4	0	0	4	3.31
7	CORBALAN Maria De La Paz		WS		1.76	68	0	0	7 NOV 1998	9	1	0	10	8.26
8	PICCOLO Sol Ayelen		OS		1.88	78	0	0	11 SEP 1996	78	5	5	88	72.73
9	REINOSO Rosa Elena		WS		1.77	76	0	0	26 MAR 199	25	4	7	36	29.75
10	SORIA Agostina Denisse		WS		1.81	70	0	0	9 OCT 1998	16	1	3	20	16.53
11	CORREA Florencia Micaela		MB		1.78	71	0	0	5 OCT 1998	19	9	5	33	27.27
12	VERASIO Irene		WS		1.74	63	0	0	14 JUL 1996	49	6	4	59	48.76
13	GERMANIER Sabrina Soleda		S		1.74	69	0	0	7 JUN 1999	2	5	4	11	9.09
14	NIELSON RAMELLA Daniela		L		1.74	64	0	0	19 FEB 1998	0	0	0	0	0

Coac VINCENTE Maria Laura

Assista GONZALEZ Sebastian Omar

Phase	Opponent	Sets	Points per Set
Preliminary - Group	TPE	1 - 3	15 - 25, 20 - 25, 25 - 19, 15 - 25
Preliminary - Group	HUN	0 - 3	20 - 25, 22 - 25, 19 - 25
Preliminary - Group	CZE	1 - 3	23 - 25, 25 - 22, 21 - 25, 12 - 25
Quarterfinals 9-16	THA	3 - 1	25 - 21, 22 - 25, 25 - 19, 25 - 17
Semifinals 9-12	USA	1 - 3	28 - 26, 18 - 25, 20 - 25, 22 - 25

TPE - Chinese Taipei

Shirt colour Blue

No.	Name	Shirt Name	Pos.	Han.	Height	Weight	Highest Reac		Date of Birth	Tournament Totals				
							Spike cm	Block cm		Spik	Bloc	Serv	Total	%
1	LAI Xiang-Chen		L		1.53	53	0	0	19 MAR 199	0	0	0	0	0
2	CHANG Li-Wen (C)		OS		1.76	63	0	0	27 FEB 1995	61	3	3	67	40.85
3	TSENG Wan-Ling		MB		1.71	65	0	0	13 MAY 199	43	5	0	48	29.27
4	LO Yi-Ching		WS		1.60	58	0	0	16 SEP 1997	37	0	3	40	24.39
7	HUANG Hsin-Yu		MB		1.79	63	0	0	25 FEB 1998	23	6	5	34	20.73
8	CHIU Ya-Hui		MB		1.81	69	0	0	4 APR 1998	0	0	0	0	0
9	CHEN Jia-Man		S		1.70	63	0	0	27 JUL 1999	0	0	2	2	1.22
12	LIAO Yi-Jen		S		1.64	54	0	0	8 JUN 1997	5	0	4	9	5.49
13	TAI Qin-Yao		OS		1.77	77	0	0	20 SEP 1998	2	1	3	6	3.66
15	LIN Shu-Ho		WS		1.68	63	0	0	6 FEB 1999	23	1	2	26	15.85
16	CHEN Tzu-Ya		WS		1.77	63	0	0	26 AUG 199	62	1	4	67	40.85
20	LIU Shuang-Ling		WS		1.75	67	0	0	4 APR 2000	2	1	0	3	1.83

Coac TSUZURABARA Koji

Assista CHENG Ming-Feng / LIU Li-Fang

Phase	Opponent	Sets	Points per Set
Preliminary - Group	ARG	3 - 1	25 - 15, 25 - 20, 19 - 25, 25 - 15
Preliminary - Group	CZE	2 - 3	25 - 17, 25 - 21, 23 - 25, 14 - 25
Preliminary - Group	HUN	1 - 3	15 - 25, 25 - 16, 19 - 25, 21 - 25
Quarterfinals 9-16	MEX	3 - 0	25 - 21, 25 - 19, 25 - 14
Semifinals 9-12	SUI	0 - 3	23 - 25, 21 - 25, 19 - 25

LEGEND

%	Percentage of total team s	(C)	Team Captain	BH	Both Handed	F1	Gold-medal Match	F11	Final 11th-12th Pl.
F3	Bronze-medal Match	F5	Final 5th-6th Place	F7	Final 7th-8th Place	F9	Final 9th-10th Place	Han	Handedness
S	Setter	S9-1	Semifinals 9-12	SF5	Semifinals 5-8	SFL	Semi-finals	WS	Outside hitter



THU 11 JUL 2019
Start Time 17:29 - End Time 19:18
Match Duration 1h48

Results

P2

ARG vs TPE

3 1

Team	Sets	1	2	3	4	Total
ARG	3	19	25	25	25	94
TPE	1	25	15	21	20	81
	Playing Time	24min	22min	26min	26min	1h38

First Refere KOVALCHUK (UKR)

Second Refere COSTA (BRA)

ARG - Argentina

No.	Name	Pos	1	2	3	4	5	Pts
1	COSULICH MARTINEZ Maria	S	1	1	1	1		2
2	NUNEZ Maria Victoria	MB	6	6	6	6		7
5	GONZALEZ PEREYRA Arian	MB						
6	NIEVA Gisela Vanina	OS						
7	CORBALAN Maria De La Paz	WS	2					4
8	PICCOLO Sol Ayelen	OS	4	4	4	4		14
9	REINOSO Rosa Elena	WS		2	2	2		21
10	SORIA Agostina Denisse	WS						
11	CORREA Florencia Micaela	MB	3	3	3	3		5
12	VERASIO Irene	WS	5	5	5	5		23
13	GERMANIER Sabrina Soleda	S						
14	NIELSON RAMELLA	L	L	L	L	L		

Coach VINCENTE Maria Laura
Assistant Coach GONZALEZ Sebastian Omar

TPE - Chinese Taipei

No.	Name	Pos	1	2	3	4	5	Pts
1	LAI Xiang-Chen	L	L	L	L	L		
2	CHANG Li-Wen (C)	OS	3	3	3	4		11
3	TSENG Wan-Ling	MB	5	5	5	6		11
4	LO Yi-Ching	WS	1	1	1	2		9
7	HUANG Hsin-Yu	MB	2	2	2			3
8	CHIU Ya-Hui	MB		7	7	3		3
9	CHEN Jia-Man	S	6	6	6	1		3
12	LIAO Yi-Jen	S						
13	TSAI Qin-Yao	OS						
15	LIN Shu-Ho	WS				4		2
16	CHEN Tzu-Ya	WS	4	4	4	5		11
20	LIU Shuang-Ling	WS		16		2		2

Coach TSUZURABARA Koji
Assistant Coach CHENG Ming-Feng / LIU Li-Fang

TEAM AND PLAYER PERFORMANCES

Won	Total Atts	No. Name	Scoring Skills	Won	Total Atts	No. Name
58	138	Total Team	Spike	44	120	Total Team
20	42	12 VERASIO Irene		11	25	2 CHANG Li-Wen
17	29	9 REINOSO Rosa Elena		9	33	16 CHEN Tzu-Ya
14	36	8 PICCOLO Sol Ayelen		8	17	3 TSENG Wan-Ling
11	58	Total Team	Block	6	46	Total Team
5	17	2 NUNEZ Maria Victoria		3	11	3 TSENG Wan-Ling
4	9	9 REINOSO Rosa Elena		1	9	7 HUANG Hsin-Yu
2	6	12 VERASIO Irene		1	10	9 CHEN Jia-Man
7	93	Total Team	Serve	5	82	Total Team
3	23	11 CORREA Florencia Micaela		2	17	16 CHEN Tzu-Ya
2	15	1 COSULICH MARTINEZ Maria Luz		2	19	9 CHEN Jia-Man
1	6	7 CORBALAN Maria De La Paz		1	12	4 LO Yi-Ching
58		Total Team	Opp. Error	59		Total Team
134	289	Total Team	Total	114	248	Total Team
23	63	12 VERASIO Irene	Best Scorer	11	36	2 CHANG Li-Wen

LEGEND

(C) Team Captain
nn Substitute where nn = shirt number of outgoing player
MB Middle blocker
OS Opposite hitter
S Setter
n Starting line-up where n= starting position on court
Atts Attempts
No. Shirt Number
Pos Playing Position
WS Outside hitter
L Substitute Libero
L Libero
Opp Opponent
Pts Points scored



THU 11 JUL 2019

Start Time 17:29 - End Time 19:18

Match Duration: 1h48

Match Statistics

P3

ARG vs TPE

3 1

Team	Sets	1	2	3	4	Total
ARG	3	19	25	25	25	94
TPE	1	25	15	21	20	81
	Playing Time	24min	22min	26min	26min	1h38


First Refere KOVALCHUK (UKR)

Second Refere COSTA (BRA)

ARG - Argentina

Scoring Spike	Rk	No.	Name	Spikes	Faults	Shots	Total Attempts	Eff %	
	1	9	REINOSO Rosa Elena	17	2	10	29	51.72	
	2	12	VERASIO Irene	20	4	18	42	38.10	
		8	PICCOLO Sol Ayelen	14	7	15	36		
		7	CORBALAN Maria De La Paz	3	2	5	10		
		2	NUNEZ Maria Victoria	2	4	5	11		
		11	CORREA Florencia Micaela	2	2	4	8		
		1	COSULICH MARTINEZ Maria Luz	-	1	1	2		
		5	GONZALEZ PEREYRA Ariana	-	-	-	-		
		6	NIEVA Gisela Vanina	-	-	-	-		
		10	SORIA Agostina Denisse	-	-	-	-		
		13	GERMANIER Sabrina Soledad	-	-	-	-		
		14	NIELSON RAMELLA	-	-	-	-		
	Limit								
	15.00%								
Team Totals				58	22	58	138	26.09	

Scoring Block	Rk	No.	Name	Kill Blocks	Faults	Rebounds	Total Attempts	Avg. by Set
	1	9	REINOSO Rosa Elena	4	-	5	9	1.33
	2	2	NUNEZ Maria Victoria	5	5	7	17	1.25
	3	12	VERASIO Irene	2	2	2	6	0.50
		1	COSULICH MARTINEZ Maria Luz	-	3	9	12	
		8	PICCOLO Sol Ayelen	-	4	3	7	
		11	CORREA Florencia Micaela	-	3	3	6	
		14	NIELSON RAMELLA	-	-	1	1	
		5	GONZALEZ PEREYRA Ariana	-	-	-	-	
		6	NIEVA Gisela Vanina	-	-	-	-	
		7	CORBALAN Maria De La Paz	-	-	-	-	
		10	SORIA Agostina Denisse	-	-	-	-	
		13	GERMANIER Sabrina Soledad	-	-	-	-	
	Team Totals				11	17	30	58

Scoring Service	Rk	No.	Name	Aces	Faults	Serve Hits	Total Attempts	Avg. by Set	
	1	7	CORBALAN Maria De La Paz	1	1	4	6	1.00	
	2	11	CORREA Florencia Micaela	3	1	19	23	0.75	
	3	1	COSULICH MARTINEZ Maria Luz	2	1	12	15	0.50	
	4	12	VERASIO Irene	1	1	13	15	0.25	
		2	NUNEZ Maria Victoria	-	3	10	13		
		8	PICCOLO Sol Ayelen	-	-	12	12		
		9	REINOSO Rosa Elena	-	-	9	9		
		5	GONZALEZ PEREYRA Ariana	-	-	-	-		
		6	NIEVA Gisela Vanina	-	-	-	-		
		10	SORIA Agostina Denisse	-	-	-	-		
		13	GERMANIER Sabrina Soledad	-	-	-	-		
		14	NIELSON RAMELLA	-	-	-	-		
	Team Totals				7	7	79	93	1.75

Team	Opponent Errors & Team Faults	58	-		



THU 11 JUL 2019


Start Time 17:29 - End Time 19:18


Match Duration: 1h48


Match Statistics

P3

ARG - Argentina

Non-Scoring Dig	Rk	No.	Name	Digs	Faults	Receptions	Total Attempts	Avg. by Set
	1	14	NIELSON RAMELLA	6	3	7	16	6.00
	2	12	VERASIO Irene	6	-	5	11	1.50
	3	1	COSULICH MARTINEZ Maria Luz	3	2	5	10	0.75
	4	9	REINOSO Rosa Elena	2	-	4	6	0.67
	5	11	CORREA Florencia Micaela	2	-	1	3	0.50
	6	8	PICCOLO Sol Ayelen	1	4	3	8	0.25
		2	NUNEZ Maria Victoria	-	1	2	3	
		7	CORBALAN Maria De La Paz	-	2	1	3	
		5	GONZALEZ PEREYRA Ariana	-	-	-	-	
		6	NIEVA Gisela Vanina	-	-	-	-	
		10	SORIA Agostina Denisse	-	-	-	-	
		13	GERMANIER Sabrina Soledad	-	-	-	-	
	Team Totals				20	12	28	60

Non-Scoring Set	Rk	No.	Name	Running Sets	Faults	Still Sets	Total Attempts	Avg. by Set
	1	1	COSULICH MARTINEZ Maria Luz	74	2	19	95	18.50
	2	14	NIELSON RAMELLA	10	-	2	12	10.00
	3	9	REINOSO Rosa Elena	1	-	2	3	0.33
	4	12	VERASIO Irene	1	-	2	3	0.25
	4	11	CORREA Florencia Micaela	1	-	-	1	0.25
		8	PICCOLO Sol Ayelen	-	-	3	3	
		7	CORBALAN Maria De La Paz	-	-	1	1	
		2	NUNEZ Maria Victoria	-	-	-	-	
		5	GONZALEZ PEREYRA Ariana	-	-	-	-	
		6	NIEVA Gisela Vanina	-	-	-	-	
		10	SORIA Agostina Denisse	-	-	-	-	
		13	GERMANIER Sabrina Soledad	-	-	-	-	
	Team Totals				87	2	29	118

Non-Scoring Reception	Rk	No.	Name	Excellents	Faults	Serve Receptions	Total Attempts	Succ. %
	1	11	CORREA Florencia Micaela	1	-	-	1	100.00
	2	14	NIELSON RAMELLA	7	-	8	15	46.67
	3	12	VERASIO Irene	15	1	20	36	41.67
	4	9	REINOSO Rosa Elena	6	2	9	17	35.29
	5	7	CORBALAN Maria De La Paz	2	1	4	7	28.57
		2	NUNEZ Maria Victoria	-	1	-	1	
		8	PICCOLO Sol Ayelen	-	-	1	1	
		1	COSULICH MARTINEZ Maria Luz	-	-	-	-	
		5	GONZALEZ PEREYRA Ariana	-	-	-	-	
		6	NIEVA Gisela Vanina	-	-	-	-	
		10	SORIA Agostina Denisse	-	-	-	-	
		13	GERMANIER Sabrina Soledad	-	-	-	-	
	Limit				31	5	42	78
25.00%	Team Totals			31	5	42	78	39.74



THU 11 JUL 2019


Start Time 17:29 - End Time 19:18


Match Duration: 1h48


Match Statistics

P3

TPE - Chinese Taipei

Scoring Spike	Rk	No.	Name	Spikes	Faults	Shots	Total Attempts	Eff %
	1	8	CHIU Ya-Hui	3	-	-	3	100.00
	2	15	LIN Shu-Ho	2	-	1	3	66.67
	3	20	LIU Shuang-Ling	2	-	3	5	40.00
	4	2	CHANG Li-Wen	11	5	9	25	24.00
	5	3	TSENG Wan-Ling	8	4	5	17	23.53
	6	16	CHEN Tzu-Ya	9	2	22	33	21.21
		4	LO Yi-Ching	7	6	12	25	
		7	HUANG Hsin-Yu	2	1	5	8	
		9	CHEN Jia-Man	-	-	1	1	
		1	LAI Xiang-Chen	-	-	-	-	
		12	LIAO Yi-Jen	-	-	-	-	
		13	TSAI Qin-Yao	-	-	-	-	
	Limit							
15.00%	Team Totals			44	18	58	120	21.67

Scoring Block	Rk	No.	Name	Kill Blocks	Faults	Rebounds	Total Attempts	Avg. by Set
	1	3	TSENG Wan-Ling	3	6	2	11	0.75
	2	7	HUANG Hsin-Yu	1	4	4	9	0.33
	3	9	CHEN Jia-Man	1	3	6	10	0.25
	3	4	LO Yi-Ching	1	1	2	4	0.25
		8	CHIU Ya-Hui	-	2	3	5	
		16	CHEN Tzu-Ya	-	2	2	4	
		2	CHANG Li-Wen	-	2	1	3	
		1	LAI Xiang-Chen	-	-	-	-	
		12	LIAO Yi-Jen	-	-	-	-	
		13	TSAI Qin-Yao	-	-	-	-	
		15	LIN Shu-Ho	-	-	-	-	
		20	LIU Shuang-Ling	-	-	-	-	
	Team Totals				6	20	20	46

Scoring Service	Rk	No.	Name	Aces	Faults	Serve Hits	Total Attempts	Avg. by Set
	1	9	CHEN Jia-Man	2	-	17	19	0.50
	1	16	CHEN Tzu-Ya	2	1	14	17	0.50
	3	4	LO Yi-Ching	1	2	9	12	0.25
		3	TSENG Wan-Ling	-	-	9	9	
		2	CHANG Li-Wen	-	-	8	8	
		7	HUANG Hsin-Yu	-	-	6	6	
		8	CHIU Ya-Hui	-	1	4	5	
		15	LIN Shu-Ho	-	-	3	3	
		20	LIU Shuang-Ling	-	-	3	3	
		1	LAI Xiang-Chen	-	-	-	-	
		12	LIAO Yi-Jen	-	-	-	-	
		13	TSAI Qin-Yao	-	-	-	-	
	Team Totals				5	4	73	82

Team	Opponent Errors & Team Faults	59	-		
-------------	--	-----------	----------	--	--



THU 11 JUL 2019


Start Time 17:29 - End Time 19:18


Match Duration: 1h48


Match Statistics

P3

TPE - Chinese Taipei

Non-Scoring Dig	Rk	No.	Name	Digs	Faults	Receptions	Total Attempts	Avg. by Set
	1	1	LAI Xiang-Chen	4	3	6	13	4.00
	2	20	LIU Shuang-Ling	1	-	-	1	0.50
	3	4	LO Yi-Ching	1	2	4	7	0.25
	3	9	CHEN Jia-Man	1	1	3	5	0.25
		16	CHEN Tzu-Ya	-	4	10	14	-
		7	HUANG Hsin-Yu	-	4	1	5	-
		2	CHANG Li-Wen	-	1	3	4	-
		3	TSENG Wan-Ling	-	-	3	3	-
		15	LIN Shu-Ho	-	-	1	1	-
		8	CHIU Ya-Hui	-	-	-	-	-
		12	LIAO Yi-Jen	-	-	-	-	-
		13	TSAI Qin-Yao	-	-	-	-	-
	Team Totals				7	15	31	53

Non-Scoring Set	Rk	No.	Name	Running Sets	Faults	Still Sets	Total Attempts	Avg. by Set
	1	9	CHEN Jia-Man	49	2	36	87	12.25
	2	1	LAI Xiang-Chen	2	-	2	4	2.00
	3	3	TSENG Wan-Ling	1	1	3	5	0.25
	3	4	LO Yi-Ching	1	-	2	3	0.25
	3	16	CHEN Tzu-Ya	1	-	2	3	0.25
		2	CHANG Li-Wen	-	1	2	3	-
		7	HUANG Hsin-Yu	-	-	-	-	-
		8	CHIU Ya-Hui	-	-	-	-	-
		12	LIAO Yi-Jen	-	-	-	-	-
		13	TSAI Qin-Yao	-	-	-	-	-
		15	LIN Shu-Ho	-	-	-	-	-
		20	LIU Shuang-Ling	-	-	-	-	-
	Team Totals				54	4	47	105

Non-Scoring Reception	Rk	No.	Name	Excellent	Faults	Serve Receptions	Total Attempts	Succ. %
	1	16	CHEN Tzu-Ya	12	2	8	22	54.55
	2	4	LO Yi-Ching	16	3	13	32	50.00
	2	2	CHANG Li-Wen	1	-	1	2	50.00
	2	3	TSENG Wan-Ling	1	-	1	2	50.00
	5	15	LIN Shu-Ho	1	-	2	3	33.33
	6	1	LAI Xiang-Chen	4	2	11	17	23.53
		20	LIU Shuang-Ling	1	-	5	6	-
		7	HUANG Hsin-Yu	-	-	1	1	-
		9	CHEN Jia-Man	-	-	1	1	-
		8	CHIU Ya-Hui	-	-	-	-	-
		12	LIAO Yi-Jen	-	-	-	-	-
		13	TSAI Qin-Yao	-	-	-	-	-
	Limit							
25.00%	Team Totals			36	7	43	86	41.86

LEGEND

Avg. Average

Eff. Efficiency

No. Shirt Number

Rk Rank

Suc Success %



WED 10 JUL 2019

Start List

Start Time 12:00

THA vs UKR

P1

First Refere CAMERON (CAN)

Second Refere CHUNG (TPE)

THA - Thailand

Shirt colour White

No.	Name	Shirt Name	Pos.	Han.	Height	Weight	Highest Reac		Date of Birth	Tournament Totals				
							Spike cm	Block cm		Spik	Bloc	Serv	Total	%
1	KANSATTRU Ruchisaya		L		1.59	61	0	0	12 SEP 2000	0	0	0	0	0
2	NILAPA Chatsuda		WS		1.70	70	0	0	11 DEC 199	2	0	1	3	2.38
3	JARAT Hathairat		MB		1.81	69	0	0	9 FEB 1996	1	0	0	1	0.79
7	SITTISAD Patcharaporn		WS		1.64	58	0	0	20 FEB 1996	43	0	1	44	34.92
8	KAMULTHALA Kaewkalaya		MB		1.78	69	0	0	7 AUG 1994	28	5	5	38	30.16
10	AEKPATCHA Kantima		OS		1.74	60	0	0	5 SEP 1999	0	0	0	0	0
11	LAOLAEM Aurairat		S		1.68	60	0	0	4 JUL 1999	0	0	0	0	0
12	PHOCHAROEN Sineenat	PHOCHAROE	OS		1.73	64	0	0	19 MAY 199	33	1	1	35	27.78
13	PINSUWAN Khatthalee (C)		WS		1.70	69	0	0	30 OCT 199	42	2	3	47	37.30
16	PANKAEW Parinya		S		1.70	64	0	0	27 DEC 199	1	1	7	9	7.14
17	SANGPAN Sasiwimol		MB		1.76	64	0	0	27 JAN 1995	15	6	1	22	17.46
19	PROMNOK Arisa		WS		1.63	57	0	0	9 OCT 1997	2	0	0	2	1.59

Coac JAMJANG Nipon

Assista TANEI Tossapon

Phase	Opponent	Sets	Points per Set
Preliminary - Group	RUS	0 - 3	14 - 25, 15 - 25, 19 - 25
Preliminary - Group	CAN	0 - 3	26 - 28, 22 - 25, 16 - 25
Preliminary - Group	MEX	3 - 1	25 - 17, 25 - 22, 23 - 25, 25 - 17
Quarterfinals 9-16	ARG	1 - 3	21 - 25, 25 - 22, 19 - 25, 17 - 25

UKR - Ukraine

Shirt colour Blue

No.	Name	Shirt Name	Pos.	Han.	Height	Weight	Highest Reac		Date of Birth	Tournament Totals				
							Spike cm	Block cm		Spik	Bloc	Serv	Total	%
1	DUDNYK Kateryna		WS		1.88	80	310	295	30 DEC 199	46	5	3	54	51.92
2	KARPETS Diana		MB		1.90	72	310	290	6 AUG 1996	28	10	1	39	37.50
3	MAZENKO Maryna		MB		1.84	74	295	280	7 MAY 1998	12	4	1	17	16.35
4	ZHULA Hanna		WS		1.83	66	300	285	3 MAY 1997	1	0	0	1	0.96
5	MILENKO Oleksandra		WS		1.80	67	300	285	29 JUN 1999	17	0	1	18	17.31
6	DUDENOK Daria		L		1.68	51	245	235	10 MAY 200	0	0	0	0	0
7	MIRCHEVA Anhelina		S		1.82	69	290	270	23 JAN 1994	4	1	1	6	5.77
9	BOYKO Yuliya		WS		1.76	67	290	270	2 APR 1998	25	0	1	26	25.00
10	YEFREMNKO Anna		OS		1.90	78	305	290	16 OCT 199	20	3	5	28	26.92
12	FRANKEVYCH Diana		WS		1.87	67	300	285	21 MAR 199	4	0	0	4	3.85
17	MAIEVSKA Anastasiia		MB		1.90	74	300	290	6 JAN 2001	3	3	2	8	7.69
18	NAPALKOVA Olena (C)		S		1.84	65	290	270	17 AUG 199	4	3	5	12	11.54

Coac ROMANOVYCH Andriy

Assista MELIUSHKYN Danylo / TSYLIURA Oleksandr

Phase	Opponent	Sets	Points per Set
Preliminary - Group	GER	1 - 3	23 - 25, 22 - 25, 25 - 22, 23 - 25
Preliminary - Group	CHN	1 - 3	25 - 22, 17 - 25, 8 - 25, 17 - 25
Preliminary - Group	BRA	0 - 3	22 - 25, 21 - 25, 12 - 25
Quarterfinals 9-16	USA	1 - 3	26 - 24, 22 - 25, 17 - 25, 18 - 25

LEGEND

% Percentage of total team s (C) Team Captain BH Both Handed F1 Gold-medal Match F11 Final 11th-12th Pl.
 F3 Bronze-medal Match F5 Final 5th-6th Place F7 Final 7th-8th Place F9 Final 9th-10th Place Han Handedness
 WS Outside hitter S13 Semifinals 13-16 S9-1 Semifinals 9-12 SF5 Semifinals 5-8 SFL Semi-finals



WED 10 JUL 2019
Start Time 11:58 - End Time 14:06
Match Duration 2h7

Results
P2

THA vs UKR
2 3

Team	Sets	1	2	3	4	5	Total
THA	2	21	25	14	25	13	98
UKR	3	25	21	25	16	15	102
	Playing Time	25min	27min	22min	23min	17min	1h54

First Refere CAMERON (CAN)

Second Refere CHUNG (TPE)

THA - Thailand

No.	Name	Pos	1	2	3	4	5	Pts
1	KANSATTRU Ruchisaya	L	L	L	L	L	L	
2	NILAPA Chatsuda	WS						
3	JARAT Hathairat	MB						
7	SITTISAD Patcharaporn	WS	6	5	6	5	6	24
8	KAMULTHALA Kaewkalaya	MB	4	3	4	3	4	10
10	AEKPATCHA Kantima	OS	16					
11	LAOLAEM Aurairat	S	12					
12	PHOCHAROEN Sineenat	OS	5	4	5	4	5	13
13	PINSUWAN Khatthalee (C)	WS	3	2	3	2	3	26
16	PANKAEW Parinya	S	2	1	2	1	2	2
17	SANGPAN Sasiwimol	MB	1	6	1	6	1	5
19	PROMNOK Arisa	WS		13	13	13		

Coach JAMJANG Nipon
Assistant Coach TANEE Tossapon

UKR - Ukraine

No.	Name	Pos	1	2	3	4	5	Pts
1	DUDNYK Kateryna	WS	2	3	2	3	2	19
2	KARPETS Diana	MB	3	4	3	4	3	18
3	MAZENKO Maryna	MB	6	1	6	1	6	9
4	ZHULA Hanna	WS						
5	MILENKO Oleksandra	WS				9	10	2
6	DUENOK Daria	L	L	L	L	L	L	
7	MIRCHEVA Anhelina	S	18	2	1	2	1	3
9	BOYKO Yuliya	WS	5	6	5	6	5	14
10	YEFREMENKO Anna	OS	4	5	4	5	4	9
12	FRANKEVYCH Diana	WS				10		
17	MAIEVSKA Anastasiia	MB					3	
18	NAPALKOVA Olena (C)	S	1	7			7	3

Coach ROMANOVYCH Andriy
Assistant Coach MELIUSHKYN Danylo / TSYLIURA Oleksandr

TEAM AND PLAYER PERFORMANCES

Won	Total Atts	No. Name	Scoring Skills	Won	Total Atts	No. Name
72	178	Total Team	Spike	44	131	Total Team
24	51	7 SITTISAD Patcharaporn		14	30	1 DUDNYK Kateryna
23	62	13 PINSUWAN Khatthalee		11	24	2 KARPETS Diana
13	31	12 PHOCHAROEN Sineenat		9	35	9 BOYKO Yuliya
2	26	Total Team	Block	19	82	Total Team
1	8	8 KAMULTHALA Kaewkalaya		6	22	2 KARPETS Diana
1	11	17 SANGPAN Sasiwimol		4	18	3 MAZENKO Maryna
6	98	Total Team	Serve	3	7	10 YEFREMENKO Anna
3	16	13 PINSUWAN Khatthalee		14	102	Total Team
2	17	8 KAMULTHALA Kaewkalaya		5	21	9 BOYKO Yuliya
1	21	16 PANKAEW Parinya		2	16	7 MIRCHEVA Anhelina
54		Total Team	Opp. Error	2	16	1 DUDNYK Kateryna
134	302	Total Team	Total	46		Total Team
				123	315	Total Team
26	81	13 PINSUWAN Khatthalee	Best Scorer	19	56	1 DUDNYK Kateryna

LEGEND

(C) Team Captain
nn Substitute where nn = shirt number of outgoing player
MB Middle blocker
OS Opposite hitter
S Setter
n Starting line-up where n= starting position on court
Atts Attempts
No. Shirt Number
Pos Playing Position
WS Outside hitter
L Substitute Libero
L Libero
Opp Opponent
Pts Points scored



WED 10 JUL 2019

Start Time 11:58 - End Time 14:06

Match Duration: 2h7

Match Statistics

P3

THA vs UKR


2 3


Team	Sets	1	2	3	4	5	Total
THA	2	21	25	14	25	13	98
UKR	3	25	21	25	16	15	102
	Playing Time	25min	27min	22min	23min	17min	1h54


First Refere CAMERON (CAN)

Second Refere CHUNG (TPE)

THA - Thailand

Scoring Spike	Rk	No.	Name	Spikes	Faults	Shots	Total Attempts	Eff %
	1	16	PANKAEW Parinya	1	-	-	1	100.00
	2	8	KAMULTHALA Kaewkalaya	7	2	6	15	33.33
	3	12	PHOCHAROEN Sineenat	13	3	15	31	32.26
	7	13	SITTISAD Patcharaporn	24	14	13	51	
	13	17	PINSUWAN Khatthalee	23	9	30	62	
	17	10	SANGPAN Sasiwimol	4	2	8	14	
	10	1	AEKPATCHA Kantima	-	1	3	4	
	1	2	KANSATTRU Ruchisaya	-	-	-	-	
	2	3	NILAPA Chatsuda	-	-	-	-	
	3	11	JARAT Hathairat	-	-	-	-	
	11	19	LAOLAEM Aurairat	-	-	-	-	
19		PROMNOK Arisa	-	-	-	-		
Limit								
15.00%								
Team Totals				72	31	75	178	

Scoring Block	Rk	No.	Name	Kill Blocks	Faults	Rebounds	Total Attempts	Avg. by Set
	1	17	SANGPAN Sasiwimol	1	4	6	11	0.20
	1	8	KAMULTHALA Kaewkalaya	1	2	5	8	0.20
	13	12	PINSUWAN Khatthalee	-	2	1	3	
	12	16	PHOCHAROEN Sineenat	-	1	1	2	
	16	1	PANKAEW Parinya	-	-	2	2	
	1	2	KANSATTRU Ruchisaya	-	-	-	-	
	2	3	NILAPA Chatsuda	-	-	-	-	
	3	7	JARAT Hathairat	-	-	-	-	
	7	10	SITTISAD Patcharaporn	-	-	-	-	
	10	11	AEKPATCHA Kantima	-	-	-	-	
	11	19	LAOLAEM Aurairat	-	-	-	-	
19		PROMNOK Arisa	-	-	-	-		
Team Totals				2	9	15	26	0.40

Scoring Service	Rk	No.	Name	Aces	Faults	Serve Hits	Total Attempts	Avg. by Set
	1	13	PINSUWAN Khatthalee	3	-	13	16	0.60
	2	8	KAMULTHALA Kaewkalaya	2	1	14	17	0.40
	3	16	PANKAEW Parinya	1	2	18	21	0.20
	7	12	SITTISAD Patcharaporn	-	2	18	20	
	12	17	PHOCHAROEN Sineenat	-	2	12	14	
	17	1	SANGPAN Sasiwimol	-	3	7	10	
	1	2	KANSATTRU Ruchisaya	-	-	-	-	
	2	3	NILAPA Chatsuda	-	-	-	-	
	3	10	JARAT Hathairat	-	-	-	-	
	10	11	AEKPATCHA Kantima	-	-	-	-	
	11	19	LAOLAEM Aurairat	-	-	-	-	
19		PROMNOK Arisa	-	-	-	-		
Team Totals				6	10	82	98	1.20

Team	Opponent Errors & Team Faults	54	-		
------	-------------------------------	----	---	--	--



WED 10 JUL 2019

Start Time 11:58 - End Time 14:06


Match Duration: 2h7


Match Statistics

P3

THA - Thailand

Non-Scoring Dig	Rk	No.	Name	Digs	Faults	Receptions	Total Attempts	Avg. by Set	
		1	KANSATTRU Ruchisaya	-	-	-	-		
		2	NILAPA Chatsuda	-	-	-	-		
		3	JARAT Hathairat	-	-	-	-		
		7	SITTISAD Patcharaporn	-	-	-	-		
		8	KAMULTHALA Kaewkalaya	-	-	-	-		
		10	AEKPATCHA Kantima	-	-	-	-		
		11	LAOLAEM Aurairat	-	-	-	-		
		12	PHOCHAROEN Sineenat	-	-	-	-		
		13	PINSUWAN Khatthalee	-	-	-	-		
		16	PANKAEW Parinya	-	-	-	-		
		17	SANGPAN Sasiwimol	-	-	-	-		
		19	PROMNOK Arisa	-	-	-	-		
	Team Totals				-	-	-	-	

Non-Scoring Set	Rk	No.	Name	Running Sets	Faults	Still Sets	Total Attempts	Avg. by Set	
		11	LAOLAEM Aurairat	-	1	-	1		
		1	KANSATTRU Ruchisaya	-	-	-	-		
		2	NILAPA Chatsuda	-	-	-	-		
		3	JARAT Hathairat	-	-	-	-		
		7	SITTISAD Patcharaporn	-	-	-	-		
		8	KAMULTHALA Kaewkalaya	-	-	-	-		
		10	AEKPATCHA Kantima	-	-	-	-		
		12	PHOCHAROEN Sineenat	-	-	-	-		
		13	PINSUWAN Khatthalee	-	-	-	-		
		16	PANKAEW Parinya	-	-	-	-		
		17	SANGPAN Sasiwimol	-	-	-	-		
		19	PROMNOK Arisa	-	-	-	-		
	Team Totals				-	1	-	1	

Non-Scoring Reception	Rk	No.	Name	Excellents	Faults	Serve Receptions	Total Attempts	Succ. %	
	1	10	AEKPATCHA Kantima	1	-	-	1	100.00	
	2	1	KANSATTRU Ruchisaya	10	3	6	19	52.63	
	3	7	SITTISAD Patcharaporn	19	4	14	37	51.35	
	4	12	PHOCHAROEN Sineenat	5	1	10	16	31.25	
	5	19	PROMNOK Arisa	2	3	3	8	25.00	
		13	PINSUWAN Khatthalee	3	3	8	14		
		2	NILAPA Chatsuda	-	-	-	-		
		3	JARAT Hathairat	-	-	-	-		
		8	KAMULTHALA Kaewkalaya	-	-	-	-		
		11	LAOLAEM Aurairat	-	-	-	-		
		16	PANKAEW Parinya	-	-	-	-		
		17	SANGPAN Sasiwimol	-	-	-	-		
	Limit								
	25.00%	Team Totals			40	14	41	95	42.11



WED 10 JUL 2019


Start Time 11:58 - End Time 14:06


Match Duration: 2h7


Match Statistics

P3

UKR - Ukraine

Scoring Spike	Rk	No.	Name	Spikes	Faults	Shots	Total Attempts	Eff %
	1	3	MAZENKO Maryna	4	-	5	9	44.44
	2	2	KARPETS Diana	11	1	12	24	41.67
	3	1	DUDNYK Kateryna	14	4	12	30	33.33
	4	10	YEFREMENKO Anna	5	-	15	20	25.00
	4	7	MIRCHEVA Anhelina	1	-	3	4	25.00
		9	BOYKO Yuliya	9	3	23	35	
		5	MILENKO Oleksandra	-	2	5	7	
		18	NAPALKOVA Olena	-	-	2	2	
		4	ZHULA Hanna	-	-	-	-	
		6	DUDENOK Daria	-	-	-	-	
		12	FRANKEVYCH Diana	-	-	-	-	
		17	MAIEVSKA Anastasiia	-	-	-	-	
	Limit							
15.00%	Team Totals			44	10	77	131	25.95

Scoring Block	Rk	No.	Name	Kill Blocks	Faults	Rebounds	Total Attempts	Avg. by Set
	1	2	KARPETS Diana	6	8	8	22	1.20
	2	3	MAZENKO Maryna	4	8	6	18	0.80
	3	18	NAPALKOVA Olena	2	3	-	5	0.67
	4	1	DUDNYK Kateryna	3	2	5	10	0.60
	4	10	YEFREMENKO Anna	3	3	1	7	0.60
	6	5	MILENKO Oleksandra	1	1	1	3	0.50
		7	MIRCHEVA Anhelina	-	5	5	10	
		9	BOYKO Yuliya	-	2	5	7	
		4	ZHULA Hanna	-	-	-	-	
		6	DUDENOK Daria	-	-	-	-	
		12	FRANKEVYCH Diana	-	-	-	-	
		17	MAIEVSKA Anastasiia	-	-	-	-	
	Team Totals				19	32	31	82

Scoring Service	Rk	No.	Name	Aces	Faults	Serve Hits	Total Attempts	Avg. by Set
	1	9	BOYKO Yuliya	5	-	16	21	1.00
	2	5	MILENKO Oleksandra	1	-	2	3	0.50
	3	1	DUDNYK Kateryna	2	-	14	16	0.40
	3	7	MIRCHEVA Anhelina	2	1	13	16	0.40
	5	18	NAPALKOVA Olena	1	-	3	4	0.33
	6	2	KARPETS Diana	1	1	13	15	0.20
	6	10	YEFREMENKO Anna	1	3	11	15	0.20
	6	3	MAZENKO Maryna	1	-	9	10	0.20
		17	MAIEVSKA Anastasiia	-	-	2	2	
		4	ZHULA Hanna	-	-	-	-	
		6	DUDENOK Daria	-	-	-	-	
		12	FRANKEVYCH Diana	-	-	-	-	
	Team Totals				14	5	83	102

Team	Opponent Errors & Team Faults			
		46	-	



WED 10 JUL 2019


Start Time 11:58 - End Time 14:06


Match Duration: 2h7


Match Statistics

P3

UKR - Ukraine

Non-Scoring Dig	Rk	No.	Name	Digs	Faults	Receptions	Total Attempts	Avg. by Set	
		1	DUDNYK Kateryna	-	-	-	-		
		2	KARPETS Diana	-	-	-	-		
		3	MAZENKO Maryna	-	-	-	-		
		4	ZHULA Hanna	-	-	-	-		
		5	MILENKO Oleksandra	-	-	-	-		
		6	DUDENOK Daria	-	-	-	-		
		7	MIRCHEVA Anhelina	-	-	-	-		
		9	BOYKO Yuliya	-	-	-	-		
		10	YEFREMENKO Anna	-	-	-	-		
		12	FRANKEVYCH Diana	-	-	-	-		
		17	MAIEVSKA Anastasiia	-	-	-	-		
		18	NAPALKOVA Olena	-	-	-	-		
	Team Totals				-	-	-	-	

Non-Scoring Set	Rk	No.	Name	Running Sets	Faults	Still Sets	Total Attempts	Avg. by Set	
		3	MAZENKO Maryna	-	1	-	1		
		7	MIRCHEVA Anhelina	-	1	-	1		
		18	NAPALKOVA Olena	-	1	-	1		
		1	DUDNYK Kateryna	-	-	-	-		
		2	KARPETS Diana	-	-	-	-		
		4	ZHULA Hanna	-	-	-	-		
		5	MILENKO Oleksandra	-	-	-	-		
		6	DUDENOK Daria	-	-	-	-		
		9	BOYKO Yuliya	-	-	-	-		
		10	YEFREMENKO Anna	-	-	-	-		
		12	FRANKEVYCH Diana	-	-	-	-		
		17	MAIEVSKA Anastasiia	-	-	-	-		
	Team Totals				-	3	-	3	

Non-Scoring Reception	Rk	No.	Name	Excellents	Faults	Serve Receptions	Total Attempts	Succ. %	
	1	5	MILENKO Oleksandra	2	-	-	2	100.00	
	1	3	MAZENKO Maryna	1	-	-	1	100.00	
	3	9	BOYKO Yuliya	18	1	13	32	56.25	
	4	6	DUDENOK Daria	10	1	7	18	55.56	
	5	1	DUDNYK Kateryna	14	4	13	31	45.16	
		2	KARPETS Diana	-	-	-	-		
		4	ZHULA Hanna	-	-	-	-		
		7	MIRCHEVA Anhelina	-	-	-	-		
		10	YEFREMENKO Anna	-	-	-	-		
		12	FRANKEVYCH Diana	-	-	-	-		
		17	MAIEVSKA Anastasiia	-	-	-	-		
		18	NAPALKOVA Olena	-	-	-	-		
	Limit								
	25.00%	Team Totals			45	6	33	84	53.57

LEGEND

Avg. Average

Eff. Efficiency

No. Shirt Number

Rk Rank

Suc Success %



WED 10 JUL 2019

Start List

Start Time 14:30

MEX vs CHN

P1

First Refere Kozlova (RUS)

Second Refere Pierobon (ARG)

MEX - Mexico

Shirt colour White

No.	Name	Shirt Name	Pos.	Han.	Height	Weight	Highest Reac		Date of Birth	Tournament Totals				
							Spike cm	Block cm		Spik	Bloc	Serv	Total	%
1	GONZALEZ GUZMAN Mitzzy		WS		1.74	73	0	0	3 AUG 1997	32	4	4	40	62.50
3	NIETO GOMEZ Ana Gabriela		MB		1.68	56	0	0	18 JAN 1994	9	1	4	14	21.88
6	MIRELES VALDES Karla Dan		WS		1.70	68	0	0	25 JAN 2000	16	1	1	18	28.13
7	VALDEZ LIZARRAGA Diana		L		1.77	64	0	0	11 JAN 1997	0	0	0	0	0
8	ALVAREZ RAMIREZ Christia		MB		1.68	60	0	0	19 APR 1999	5	3	2	10	15.63
9	BOJORQUEZ RUIZ Miriam Ar		WS		1.70	60	0	0	14 DEC 199	14	0	5	19	29.69
10	MACIAS CASTANEDA Valeri		OS		1.68	63	0	0	18 JAN 2001	9	1	0	10	15.63
11	KUTHY RODRIGUEZ Ana Pa		MB		1.78	78	0	0	25 AUG 199	3	2	3	8	12.50
13	CERVANTES MOLINA Karla		OS		1.67	60	0	0	23 JUL 1997	14	1	0	15	23.44
14	LOPEZ ESTRADA Assul Day		OS		1.65	56	0	0	29 NOV 199	8	0	0	8	12.50
15	RIVERA HERRERA Karen Pa		S		1.70	60	0	0	22 MAY 199	6	4	5	15	23.44
16	LOPEZ GIL Devanira		S		1.72	70	0	0	21 JUN 1994	1	0	0	1	1.56

Coac RUIZ JUAREZ Migdalel

Assista MURGUIA VELAZQUEZ Eduardo

Phase	Opponent	Sets	Points per Set
Preliminary - Group	CAN	0 - 3	20 - 25, 14 - 25, 22 - 25
Preliminary - Group	RUS	0 - 3	8 - 25, 20 - 25, 16 - 25
Preliminary - Group	THA	1 - 3	17 - 25, 22 - 25, 25 - 23, 17 - 25
Quarterfinals 9-16	TPE	0 - 3	21 - 25, 19 - 25, 14 - 25

CHN - China

Shirt colour Blue

No.	Name	Shirt Name	Pos.	Han.	Height	Weight	Highest Reac		Date of Birth	Tournament Totals				
							Spike cm	Block cm		Spik	Bloc	Serv	Total	%
1	CHEN Xiaoqi		WS		1.86	66	297	305	28 AUG 199	44	5	6	55	28.35
2	HE Qi (C)		OS		1.85	74	303	300	1 JUL 1996	25	2	1	28	14.43
3	SUN Wenjing		S		1.73	64	302	300	27 NOV 199	7	4	2	13	6.70
4	JIANG Yiyi		S		1.78	70	290	290	24 JUN 1999	0	0	0	0	0
5	SU Yi		MB		1.88	72	297	300	31 AUG 200	13	3	4	20	10.31
6	QIAO Lin		L		1.75	68	280	280	4 FEB 1996	0	0	0	0	0
7	REN Yifei		MB		1.85	72	303	300	13 JUN 1995	29	9	3	41	21.13
8	YU Yinan		WS		1.75	65	280	280	12 AUG 199	50	2	2	54	27.84
9	HUANG Wenting		MB		1.88	80	305	380	18 MAR 199	13	0	1	14	7.22
10	CHAI Yiyuan		MB		1.82	77	208	280	11 FEB 1999	0	0	0	0	0
11	ZHANG Yixin		OS		1.86	71	290	290	6 AUG 1997	13	1	0	14	7.22
12	WANG Jingke		WS		1.86	69	297	309	8 JAN 1999	16	3	1	20	10.31

Coac LUO Wenshen

Assista JIANG Wei

Phase	Opponent	Sets	Points per Set
Preliminary - Group	BRA	0 - 3	18 - 25, 19 - 25, 26 - 28
Preliminary - Group	UKR	3 - 1	22 - 25, 25 - 17, 25 - 8, 25 - 17
Preliminary - Group	GER	1 - 3	21 - 25, 22 - 25, 25 - 18, 17 - 25
Quarterfinals 9-16	SUI	2 - 3	19 - 25, 25 - 19, 23 - 25, 25 - 19

LEGEND

% Percentage of total team s (C) Team Captain
 F3 Bronze-medal Match F5 Final 5th-6th Place F7 Final 7th-8th Place F9 Final 9th-10th Place Han Handedness
 WS Outside hitter S13 Semifinals 13-16 S9-1 Semifinals 9-12 SF5 Semifinals 5-8 SFL Semi-finals



WED 10 JUL 2019
Start Time 14:35 - End Time 16:29
Match Duration 1h54

Results
P2

MEX vs CHN
1 3

Team	Sets	1	2	3	4	Total
MEX	1	22	14	26	13	75
CHN	3	25	25	24	25	99
	Playing Time	26min	22min	29min	25min	1h43

First Refere Kozlova (RUS)

Second Refere Pierobon (ARG)

MEX - Mexico								
No.	Name	Pos	1	2	3	4	5	Pts
1	GONZALEZ GUZMAN Mitzy N	WS	5	4	5	4		19
3	NIETO GOMEZ Ana Gabriela	MB	1	6	1	6		3
6	MIRELES VALDES Karla Dani	WS	3	2		9		8
7	VALDEZ LIZARRAG	L	L	L	L	L		1
8	ALVAREZ RAMIREZ	MB	4	3				2
9	BOJORQUEZ RUIZ Miriam Ar	WS		13	3	2		5
10	MACIAS CASTANEDA Valeri	OS	15			15		
11	KUTHY RODRIGUEZ	MB			4	3		1
13	CERVANTES MOLIN	OS	6	5	6	5		17
14	LOPEZ ESTRADA Assul Day	OS				13		
15	RIVERA HERRERA Karen Pa	S	2	1	2	1		5
16	LOPEZ GIL Deyanira	S	1			1		

CHN - China								
No.	Name	Pos	1	2	3	4	5	Pts
1	CHEN Xiaoqi	WS	2	4	4	4		21
2	HE Qi (C)	OS	11	6	6	6		10
3	SUN Wenjing	S	1	3	3	3		9
4	JIANG Yiyang	S						
5	SU Yi	MB						
6	QIAO Lin	L	L	L	L	L		
7	REN Yifei	MB	6	2	2	2		8
8	YU Yinan	WS	5	1	1	1		11
9	HUANG Wenting	MB			10			
10	CHAI Yiyuan	MB	3	5	5	5		8
11	ZHANG Yixin	OS	4					
12	WANG Jingke	WS	1					1

Coach RUIZ JUAREZ Migdalel
Assistant Coach MURGUIA VELAZQUEZ Eduardo

Coach LUO Wenshen
Assistant Coach JIANG Wei

TEAM AND PLAYER PERFORMANCES

Won	Total Atts	No. Name	Scoring Skills	Won	Total Atts	No. Name
47	158	Total Team	Spike	45	127	Total Team
17	62	1 GONZALEZ GUZMAN Mitzy Natalia		15	31	1 CHEN Xiaoqi
14	41	13 CERVANTES MOLIN		9	32	8 YU Yinan
6	12	6 MIRELES VALDES Karla Daniela	Block	8	28	2 HE Qi
2	42	Total Team		15	69	Total Team
1	1	7 VALDEZ LIZARRAG		4	11	1 CHEN Xiaoqi
1	5	15 RIVERA HERRERA Karen Paola		4	16	3 SUN Wenjing
			Serve	3	10	7 REN Yifei
12	76	Total Team		8	98	Total Team
3	11	13 CERVANTES MOLIN		3	32	3 SUN Wenjing
2	12	6 MIRELES VALDES Karla Daniela		2	15	1 CHEN Xiaoqi
2	9	3 NIETO GOMEZ Ana Gabriela		1	18	7 REN Yifei
50		Total Team	Opp. Error	51		Total Team
111	276	Total Team	Total	119	294	Total Team
19	80	1 GONZALEZ GUZMAN Mitzy Natalia	Best Scorer	21	57	1 CHEN Xiaoqi

LEGEND

(C) Team Captain
nn Substitute where nn = shirt number of outgoing player
MB Middle blocker
OS Opposite hitter
S Setter
n Starting line-up where n= starting position on court
Atts Attempts
No. Shirt Number
Pos Playing Position
WS Outside hitter
L Substitute Libero
Libero
Opp Opponent
Pts Points scored



WED 10 JUL 2019

Start Time 14:35 - End Time 16:29

Match Duration: 1h54

Match Statistics

P3


MEX vs CHN
1 3


Team	Sets	1	2	3	4	Total
MEX	1	22	14	26	13	75
CHN	3	25	25	24	25	99
	Playing Time	26min	22min	29min	25min	1h43


First Refere Kozlova (RUS)

Second Refere PIEROBON (ARG)

MEX - Mexico

Scoring Spike	Rk	No.	Name	Spikes	Faults	Shots	Total Attempts	Eff %	
	1	15	RIVERA HERRERA Karen Paola	3	-	-	3	100.00	
	2	6	MIRELES VALDES Karla Daniela	6	3	3	12	25.00	
	1	13	GONZALEZ GUZMAN Mitzy Natalia	17	10	35	62		
	9	9	BOJORQUEZ RUIZ Miriam Arleth	4	4	8	16		
	8	8	ALVAREZ RAMIREZ	2	2	4	8		
	3	3	NIETO GOMEZ Ana Gabriela	1	2	3	6		
	11	11	KUTHY RODRIGUEZ	-	2	4	6		
	10	10	MACIAS CASTANEDA Valeria	-	-	2	2		
	14	14	LOPEZ ESTRADA Assul Dayana	-	2	-	2		
	7	7	VALDEZ LIZARRAG	-	-	-	-		
	16	16	LOPEZ GIL Deyanira	-	-	-	-		
	Limit								
	15.00%								
	Team Totals				47	31	80	158	

Scoring Block	Rk	No.	Name	Kill Blocks	Faults	Rebounds	Total Attempts	Avg. by Set	
	1	7	VALDEZ LIZARRAG	1	-	-	1	1.00	
	2	15	RIVERA HERRERA Karen Paola	1	-	4	5	0.25	
	3	1	NIETO GOMEZ Ana Gabriela	-	5	7	12		
	1	13	GONZALEZ GUZMAN Mitzy Natalia	-	2	5	7		
	8	8	ALVAREZ RAMIREZ	-	-	5	5		
	11	11	KUTHY RODRIGUEZ	-	1	3	4		
	13	13	CERVANTES MOLIN	-	2	2	4		
	9	9	BOJORQUEZ RUIZ Miriam Arleth	-	2	-	2		
	10	10	MACIAS CASTANEDA Valeria	-	-	1	1		
	14	14	LOPEZ ESTRADA Assul Dayana	-	-	1	1		
	6	6	MIRELES VALDES Karla Daniela	-	-	-	-		
	16	16	LOPEZ GIL Deyanira	-	-	-	-		
	Team Totals				2	12	28	42	0.50

Scoring Service	Rk	No.	Name	Aces	Faults	Serve Hits	Total Attempts	Avg. by Set	
	1	13	CERVANTES MOLIN	3	-	8	11	0.75	
	2	6	MIRELES VALDES Karla Daniela	2	2	8	12	0.67	
	3	1	GONZALEZ GUZMAN Mitzy Natalia	2	2	7	11	0.50	
	3	3	NIETO GOMEZ Ana Gabriela	2	-	7	9	0.50	
	3	11	KUTHY RODRIGUEZ	1	3	3	7	0.50	
	6	9	BOJORQUEZ RUIZ Miriam Arleth	1	1	4	6	0.33	
	7	15	RIVERA HERRERA Karen Paola	1	1	13	15	0.25	
	8	8	ALVAREZ RAMIREZ	-	-	4	4		
	16	16	LOPEZ GIL Deyanira	-	-	1	1		
	7	7	VALDEZ LIZARRAG	-	-	-	-		
	10	10	MACIAS CASTANEDA Valeria	-	-	-	-		
	14	14	LOPEZ ESTRADA Assul Dayana	-	-	-	-		
	Team Totals				12	9	55	76	3.00

Team	Opponent Errors & Team Faults	50	-		
------	-------------------------------	----	---	--	--



WED 10 JUL 2019

Start Time 14:35 - End Time 16:29


Match Duration: 1h54


Match Statistics

P3

MEX - Mexico

Non-Scoring Dig	Rk	No.	Name	Digs	Faults	Receptions	Total Attempts	Avg. by Set	
	1	1	GONZALEZ GUZMAN Mitzy Natalia	1	-	2	3	0.25	
		15	RIVERA HERRERA Karen Paola	-	1	3	4		
		13	CERVANTES MOLIN	-	1	1	2		
		7	VALDEZ LIZARRAG	-	1	-	1		
		3	NIETO GOMEZ Ana Gabriela	-	-	-	-		
		6	MIRELES VALDES Karla Daniela	-	-	-	-		
		8	ALVAREZ RAMIREZ	-	-	-	-		
		9	BOJORQUEZ RUIZ Miriam Arleth	-	-	-	-		
		10	MACIAS CASTANEDA Valeria	-	-	-	-		
		11	KUTHY RODRIGUEZ	-	-	-	-		
		14	LOPEZ ESTRADA Assul Dayana	-	-	-	-		
		16	LOPEZ GIL Deyanira	-	-	-	-		
	Team Totals				1	3	6	10	0.25

Non-Scoring Set	Rk	No.	Name	Running Sets	Faults	Still Sets	Total Attempts	Avg. by Set	
	1	15	RIVERA HERRERA Karen Paola	8	1	9	18	2.00	
	2	7	VALDEZ LIZARRAG	1	-	2	3	1.00	
		6	MIRELES VALDES Karla Daniela	-	1	-	1		
		16	LOPEZ GIL Deyanira	-	1	-	1		
		1	GONZALEZ GUZMAN Mitzy Natalia	-	-	-	-		
		3	NIETO GOMEZ Ana Gabriela	-	-	-	-		
		8	ALVAREZ RAMIREZ	-	-	-	-		
		9	BOJORQUEZ RUIZ Miriam Arleth	-	-	-	-		
		10	MACIAS CASTANEDA Valeria	-	-	-	-		
		11	KUTHY RODRIGUEZ	-	-	-	-		
		13	CERVANTES MOLIN	-	-	-	-		
		14	LOPEZ ESTRADA Assul Dayana	-	-	-	-		
	Team Totals				9	3	11	23	2.25

Non-Scoring Reception	Rk	No.	Name	Excellent	Faults	Serve Receptions	Total Attempts	Succ. %	
	1	13	CERVANTES MOLIN	9	1	13	23	39.13	
	2	6	MIRELES VALDES Karla Daniela	6	1	19	26	23.08	
		7	VALDEZ LIZARRAG	4	3	16	23		
		9	BOJORQUEZ RUIZ Miriam Arleth	2	3	9	14		
		1	GONZALEZ GUZMAN Mitzy Natalia	-	-	1	1		
		11	KUTHY RODRIGUEZ	-	-	1	1		
		14	LOPEZ ESTRADA Assul Dayana	-	-	1	1		
		3	NIETO GOMEZ Ana Gabriela	-	-	-	-		
		8	ALVAREZ RAMIREZ	-	-	-	-		
		10	MACIAS CASTANEDA Valeria	-	-	-	-		
		15	RIVERA HERRERA Karen Paola	-	-	-	-		
		16	LOPEZ GIL Deyanira	-	-	-	-		
	Limit	25.00%							
	Team Totals				21	8	60	89	23.60



WED 10 JUL 2019


Start Time 14:35 - End Time 16:29


Match Duration: 1h54


Match Statistics

P3

CHN - China

Scoring Spike	Rk	No.	Name	Spikes	Faults	Shots	Total Attempts	Eff %
	1	10	CHAI Yiyuan	6	-	3	9	66.67
	1	3	SUN Wenjing	2	-	1	3	66.67
	3	1	CHEN Xiaoqi	15	2	14	31	41.94
	4	7	REN Yifei	4	1	8	13	23.08
	5	8	YU Yinan	9	2	21	32	21.88
	6	2	HE Qi	8	2	18	28	21.43
		12	WANG Jingke	1	-	5	6	
		11	ZHANG Yixin	-	-	5	5	
		4	JIANG Yiying	-	-	-	-	
		5	SU Yi	-	-	-	-	
		6	QIAO Lin	-	-	-	-	
		9	HUANG Wenting	-	-	-	-	
Limit								
15.00%	Team Totals			45	7	75	127	29.92

Scoring Block	Rk	No.	Name	Kill Blocks	Faults	Rebounds	Total Attempts	Avg. by Set
	1	3	SUN Wenjing	4	7	5	16	1.00
	1	1	CHEN Xiaoqi	4	2	5	11	1.00
	3	7	REN Yifei	3	3	4	10	0.75
	4	10	CHAI Yiyuan	2	2	4	8	0.67
	5	2	HE Qi	1	4	7	12	0.25
	5	8	YU Yinan	1	3	5	9	0.25
		9	HUANG Wenting	-	-	1	1	
		11	ZHANG Yixin	-	1	-	1	
		12	WANG Jingke	-	-	1	1	
		4	JIANG Yiying	-	-	-	-	
		5	SU Yi	-	-	-	-	
		6	QIAO Lin	-	-	-	-	
Team Totals				15	22	32	69	3.75

Scoring Service	Rk	No.	Name	Aces	Faults	Serve Hits	Total Attempts	Avg. by Set
	1	3	SUN Wenjing	3	1	28	32	0.75
	2	1	CHEN Xiaoqi	2	2	11	15	0.50
	3	7	REN Yifei	1	1	16	18	0.25
	3	2	HE Qi	1	1	13	15	0.25
	3	8	YU Yinan	1	-	8	9	0.25
		10	CHAI Yiyuan	-	-	9	9	
		4	JIANG Yiying	-	-	-	-	
		5	SU Yi	-	-	-	-	
		6	QIAO Lin	-	-	-	-	
		9	HUANG Wenting	-	-	-	-	
		11	ZHANG Yixin	-	-	-	-	
		12	WANG Jingke	-	-	-	-	
Team Totals				8	5	85	98	2.00

Team	Opponent Errors & Team Faults	51	-		
-------------	--	-----------	----------	--	--



WED 10 JUL 2019


Start Time 14:35 - End Time 16:29


Match Duration: 1h54


Match Statistics

P3

CHN - China

Non-Scoring Dig	Rk	No.	Name	Digs	Faults	Receptions	Total Attempts	Avg. by Set
	1	2	HE Qi	1	2	-	3	0.25
		3	SUN Wenjing	-	-	5	5	
		8	YU Yinan	-	-	3	3	
		6	QIAO Lin	-	-	2	2	
		1	CHEN Xiaoqi	-	-	-	-	
		4	JIANG Yiying	-	-	-	-	
		5	SU Yi	-	-	-	-	
		7	REN Yifei	-	-	-	-	
		9	HUANG Wenting	-	-	-	-	
		10	CHAI Yiyuan	-	-	-	-	
		11	ZHANG Yixin	-	-	-	-	
		12	WANG Jingke	-	-	-	-	
Team Totals				1	2	10	13	0.25

Non-Scoring Set	Rk	No.	Name	Running Sets	Faults	Still Sets	Total Attempts	Avg. by Set
	1	3	SUN Wenjing	3	2	5	10	0.75
		6	QIAO Lin	-	-	6	6	
		1	CHEN Xiaoqi	-	-	1	1	
		11	ZHANG Yixin	-	1	-	1	
		2	HE Qi	-	-	-	-	
		4	JIANG Yiying	-	-	-	-	
		5	SU Yi	-	-	-	-	
		7	REN Yifei	-	-	-	-	
		8	YU Yinan	-	-	-	-	
		9	HUANG Wenting	-	-	-	-	
		10	CHAI Yiyuan	-	-	-	-	
		12	WANG Jingke	-	-	-	-	
Team Totals				3	3	12	18	0.75

Non-Scoring Reception	Rk	No.	Name	Excellent	Faults	Serve Receptions	Total Attempts	Succ. %
	1	6	QIAO Lin	7	2	8	17	41.18
	2	2	HE Qi	3	2	5	10	30.00
	3	8	YU Yinan	4	2	15	21	19.05
		1	CHEN Xiaoqi	1	6	11	18	
		3	SUN Wenjing	-	-	-	-	
		4	JIANG Yiying	-	-	-	-	
		5	SU Yi	-	-	-	-	
		7	REN Yifei	-	-	-	-	
		9	HUANG Wenting	-	-	-	-	
		10	CHAI Yiyuan	-	-	-	-	
		11	ZHANG Yixin	-	-	-	-	
		12	WANG Jingke	-	-	-	-	
Limit								
25.00%				15	12	39	66	22.73

LEGEND

Avg. Average

Eff. Efficiency

No. Shirt Number

Rk Rank

Suc Success %



THU 11 JUL 2019

Start Time 14:30

Start List
UKR vs CHN
P1
First Refere WOLF (SUI)

Second Refere KITTICHAISOMBAT (THA)

UKR - Ukraine

Shirt colour Blue

No.	Name	Shirt Name	Pos.	Han.	Height	Weight	Highest Reac		Date of Birth	Tournament Totals				
							Spike cm	Block cm		Spik	Bloc	Serv	Total	%
1	DUDNYK Kateryna		WS		1.88	80	310	295	30 DEC 199	60	8	5	73	48.03
2	KARPETS Diana		MB		1.90	72	310	290	6 AUG 1996	39	16	2	57	37.50
3	MAZENKO Maryna		MB		1.84	74	295	280	7 MAY 1998	16	8	2	26	17.11
4	ZHULA Hanna		WS		1.83	66	300	285	3 MAY 1997	1	0	0	1	0.66
5	MILENKO Oleksandra		WS		1.80	67	300	285	29 JUN 1999	17	1	2	20	13.16
6	DUDENOK Daria		L		1.68	51	245	235	10 MAY 200	0	0	0	0	0
7	MIRCHEVA Anhelina		S		1.82	69	290	270	23 JAN 1994	5	1	3	9	5.92
9	BOYKO Yuliya		WS		1.76	67	290	270	2 APR 1998	34	0	6	40	26.32
10	YEFREMENKO Anna		OS		1.90	78	305	290	16 OCT 199	25	6	6	37	24.34
12	FRANKEVYCH Diana		WS		1.87	67	300	285	21 MAR 199	4	0	0	4	2.63
17	MAIEVSKA Anastasiia		MB		1.90	74	300	290	6 JAN 2001	3	3	2	8	5.26
18	NAPALKOVA Olena (C)		S		1.84	65	290	270	17 AUG 199	4	5	6	15	9.87

Coac ROMANOVYCH Andriy

Assista MELIUSHKYN Danylo / TSYLIURA Oleksandr

Phase	Opponent	Sets	Points per Set
Preliminary - Group	GER	1 - 3	23 - 25, 22 - 25, 25 - 22, 23 - 25
Preliminary - Group	CHN	1 - 3	25 - 22, 17 - 25, 8 - 25, 17 - 25
Preliminary - Group	BRA	0 - 3	22 - 25, 21 - 25, 12 - 25
Quarterfinals 9-16	USA	1 - 3	26 - 24, 22 - 25, 17 - 25, 18 - 25
Semifinals 13-16	THA	3 - 2	25 - 21, 21 - 25, 25 - 14, 16 - 25

CHN - China

Shirt colour Yellow

No.	Name	Shirt Name	Pos.	Han.	Height	Weight	Highest Reac		Date of Birth	Tournament Totals				
							Spike cm	Block cm		Spik	Bloc	Serv	Total	%
1	CHEN Xiaoci		WS		1.86	66	297	305	28 AUG 199	59	9	8	76	31.28
2	HE Qi (C)		OS		1.85	74	303	300	1 JUL 1996	33	3	2	38	15.64
3	SUN Wenjing		S		1.73	64	302	300	27 NOV 199	9	8	5	22	9.05
4	JIANG Yiyang		S		1.78	70	290	290	24 JUN 1999	0	0	0	0	0
5	SU Yi		MB		1.88	72	297	300	31 AUG 200	13	3	4	20	8.23
6	QIAO Lin		L		1.75	68	280	280	4 FEB 1996	0	0	0	0	0
7	REN Yifei		MB		1.85	72	303	300	13 JUN 1995	33	12	4	49	20.16
8	YU Yanan		WS		1.75	65	280	280	12 AUG 199	59	3	3	65	26.75
9	HUANG Wenting		MB		1.88	80	305	380	18 MAR 199	13	0	1	14	5.76
10	CHAI Yiyuan		MB		1.82	77	208	280	11 FEB 1999	6	2	0	8	3.29
11	ZHANG Yixin		OS		1.86	71	290	290	6 AUG 1997	13	1	0	14	5.76
12	WANG Jingke		WS		1.86	69	297	309	8 JAN 1999	17	3	1	21	8.64

Coac LUO Wenshen

Assista JIANG Wei

Phase	Opponent	Sets	Points per Set
Preliminary - Group	BRA	0 - 3	18 - 25, 19 - 25, 26 - 28
Preliminary - Group	UKR	3 - 1	22 - 25, 25 - 17, 25 - 8, 25 - 17
Preliminary - Group	GER	1 - 3	21 - 25, 22 - 25, 25 - 18, 17 - 25
Quarterfinals 9-16	SUI	2 - 3	19 - 25, 25 - 19, 23 - 25, 25 - 19
Semifinals 13-16	MEX	3 - 1	25 - 22, 25 - 14, 24 - 26, 25 - 13

LEGEND

% Percentage of total team s (C) Team Captain BH Both Handed F1 Gold-medal Match F11 Final 11th-12th Pl.
 F13 Final 13th-14th Pl. F3 Bronze-medal Match F5 Final 5th-6th Place F7 Final 7th-8th Place F9 Final 9th-10th Place
 SFL Semi-finals WS Outside hitter S13 Semifinals 13-16 S9-1 Semifinals 9-12 SF5 Semifinals 5-8



THU 11 JUL 2019
Start Time 14:29 - End Time 15:46
Match Duration 1h17

Results
P2
UKR vs CHN
0 3

Team	Sets	1	2	3	Total
UKR	0	22	22	18	62
CHN	3	25	25	25	75
	Playing Time	24min	24min	22min	1h10

First Refere WOLF (SUI)

Second Refere KITTICHAISOMBAT (THA)

UKR - Ukraine								
No.	Name	Pos	1	2	3	4	5	Pts
1	DUDNYK Kateryna	WS	2	3	2			6
2	KARPETS Diana	MB	3	4	3			11
3	MAZENKO Maryna	MB	6	1	6			5
4	ZHULA Hanna	WS				1		4
5	MILENKO Oleksandra	WS	10	10	10			2
6	DUDENOK Daria	L	L	L	L			
7	MIRCHEVA Anhelina	S	1		-1			
9	BOYKO Yuliya	WS	5	6	5			6
10	YEFREMENKO Anna	OS	4	5	4			6
12	FRANKEVYCH Diana	WS				18		1
17	MAIEVSKA Anastasiia	MB			2			
18	NAPALKOVA Olena (C)	S	7	2	1			4

CHN - China								
No.	Name	Pos	1	2	3	4	5	Pts
1	CHEN Xiaoqi	WS	4	4	4			12
2	HE Qi (C)	OS	6	6	6			9
3	SUN Wenjing	S	3	3	3			5
4	JIANG Yiyi	S						
5	SU Yi	MB						
6	QIAO Lin	L	L	L	L			
7	REN Yifei	MB	2	2	2			6
8	YU Yinan	WS	1	1	1			10
9	HUANG Wenting	MB						
10	CHAI Yiyuan	MB	5	5	5			9
11	ZHANG Yixin	OS						
12	WANG Jingke	WS		1				

Coach ROMANOVYCH Andriy
Assistant Coach MELIUSHKYN Danylo / TSYLIURA Oleksandr

Coach LUO Wenshen
Assistant Coach JIANG Wei

TEAM AND PLAYER PERFORMANCES

Won	Total Atts	No. Name	Scoring Skills	Won	Total Atts	No. Name
30	88	Total Team	Spike	39	100	Total Team
9	16	2 KARPETS Diana		11	32	1 CHEN Xiaoqi
6	15	10 YEFREMENKO Anna		9	25	8 YU Yinan
5	19	9 BOYKO Yuliya		8	25	2 HE Qi
11	43	Total Team	Block	7	29	Total Team
3	9	18 NAPALKOVA Olena		3	8	10 CHAI Yiyuan
2	10	3 MAZENKO Maryna		2	5	7 REN Yifei
2	6	1 DUDNYK Kateryna		1	7	3 SUN Wenjing
4	64	Total Team	Serve	5	73	Total Team
1	7	9 BOYKO Yuliya		2	12	3 SUN Wenjing
1	10	3 MAZENKO Maryna		1	13	7 REN Yifei
1	12	1 DUDNYK Kateryna		1	9	2 HE Qi
36		Total Team	Opp. Error	46		Total Team
81	195	Total Team	Total	97	202	Total Team
11	28	2 KARPETS Diana	Best Scorer	12	48	1 CHEN Xiaoqi

LEGEND

(C) Team Captain
 (nn) Substitute where nn = shirt number of outgoing player
 MB Middle blocker
 OS Opposite hitter
 S Setter
 n Starting line-up where n= starting position on court
 Atts Attempts
 No. Shirt Number
 Pos Playing Position
 WS Outside hitter
 L Substitute Libero
 L Libero
 Opp Opponent
 Pts Points scored



THU 11 JUL 2019

Start Time 14:29 - End Time 15:46

Match Duration: 1h17

Match Statistics

P3


UKR vs CHN
0 3


Team	Sets	1	2	3	Total
UKR	0	22	22	18	62
CHN	3	25	25	25	75
Playing Time		24min	24min	22min	1h10


First Refere WOLF (SUI)

Second Refere KITTICHAISOMBAT (THA)

UKR - Ukraine

Scoring Spike	Rk	No.	Name	Spikes	Faults	Shots	Total Attempts	Eff %	
	1	4	ZHULA Hanna	4	1	-	5	60.00	
	2	2	KARPETS Diana	9	2	5	16	43.75	
	3	10	YEFREMENKO Anna	6	3	6	15	20.00	
	3	3	MAZENKO Maryna	2	1	2	5	20.00	
		9	BOYKO Yuliya	5	3	11	19		
		1	DUDNYK Kateryna	3	4	9	16		
		5	MILENKO Oleksandra	1	1	3	5		
		12	FRANKEVYCH Diana	-	1	2	3		
		7	MIRCHEVA Anhelina	-	-	2	2		
		17	MAIEVSKA Anastasiia	-	-	1	1		
		18	NAPALKOVA Olena	-	-	1	1		
		6	DUDENOK Daria	-	-	-	-		
	Limit								
	15.00%	Team Totals			30	16	42	88	15.91

Scoring Block	Rk	No.	Name	Kill Blocks	Faults	Rebounds	Total Attempts	Avg. by Set	
	1	18	NAPALKOVA Olena	3	3	3	9	1.00	
	1	12	FRANKEVYCH Diana	1	-	-	1	1.00	
	3	3	MAZENKO Maryna	2	4	4	10	0.67	
	3	1	DUDNYK Kateryna	2	-	4	6	0.67	
	3	2	KARPETS Diana	2	1	3	6	0.67	
	6	5	MILENKO Oleksandra	1	-	2	3	0.33	
		10	YEFREMENKO Anna	-	1	2	3		
		7	MIRCHEVA Anhelina	-	1	1	2		
		9	BOYKO Yuliya	-	1	1	2		
		4	ZHULA Hanna	-	-	1	1		
		6	DUDENOK Daria	-	-	-	-		
		17	MAIEVSKA Anastasiia	-	-	-	-		
	Team Totals				11	11	21	43	3.67

Scoring Service	Rk	No.	Name	Aces	Faults	Serve Hits	Total Attempts	Avg. by Set	
	1	1	DUDNYK Kateryna	1	2	9	12	0.33	
	1	3	MAZENKO Maryna	1	1	8	10	0.33	
	1	18	NAPALKOVA Olena	1	-	8	9	0.33	
	1	9	BOYKO Yuliya	1	2	4	7	0.33	
		7	MIRCHEVA Anhelina	-	1	6	7		
		2	KARPETS Diana	-	1	5	6		
		5	MILENKO Oleksandra	-	-	6	6		
		10	YEFREMENKO Anna	-	1	4	5		
		12	FRANKEVYCH Diana	-	-	2	2		
		4	ZHULA Hanna	-	-	-	-		
		6	DUDENOK Daria	-	-	-	-		
		17	MAIEVSKA Anastasiia	-	-	-	-		
	Team Totals				4	8	52	64	1.33

Team	Opponent Errors & Team Faults	36	-		
------	-------------------------------	----	---	--	--



THU 11 JUL 2019

Start Time 14:29 - End Time 15:46


Match Duration: 1h17


Match Statistics

P3

UKR - Ukraine

Non-Scoring Dig	Rk	No.	Name	Digs	Faults	Receptions	Total Attempts	Avg. by Set	
		6	DUDENOK Daria	-	5	3	8		
		1	DUDNYK Kateryna	-	2	2	4		
		7	MIRCHEVA Anhelina	-	1	2	3		
		9	BOYKO Yuliya	-	-	3	3		
		2	KARPETS Diana	-	-	2	2		
		5	MILENKO Oleksandra	-	-	2	2		
		3	MAZENKO Maryna	-	1	-	1		
		12	FRANKEVYCH Diana	-	1	-	1		
		18	NAPALKOVA Olena	-	1	-	1		
		4	ZHULA Hanna	-	-	-	-		
		10	YEFREMENKO Anna	-	-	-	-		
		17	MAIEVSKA Anastasiia	-	-	-	-		
	Team Totals				-	11	14	25	

Non-Scoring Set	Rk	No.	Name	Running Sets	Faults	Still Sets	Total Attempts	Avg. by Set	
	1	18	NAPALKOVA Olena	9	1	15	25	3.00	
	2	7	MIRCHEVA Anhelina	5	1	3	9	2.50	
		1	DUDNYK Kateryna	-	-	-	-		
		2	KARPETS Diana	-	-	-	-		
		3	MAZENKO Maryna	-	-	-	-		
		4	ZHULA Hanna	-	-	-	-		
		5	MILENKO Oleksandra	-	-	-	-		
		6	DUDENOK Daria	-	-	-	-		
		9	BOYKO Yuliya	-	-	-	-		
		10	YEFREMENKO Anna	-	-	-	-		
		12	FRANKEVYCH Diana	-	-	-	-		
		17	MAIEVSKA Anastasiia	-	-	-	-		
	Team Totals				14	2	18	34	4.67

Non-Scoring Reception	Rk	No.	Name	Excellent	Faults	Serve Receptions	Total Attempts	Succ. %	
	1	5	MILENKO Oleksandra	1	-	1	2	50.00	
	2	6	DUDENOK Daria	4	1	8	13	30.77	
	3	1	DUDNYK Kateryna	8	2	21	31	25.81	
	4	9	BOYKO Yuliya	3	1	8	12	25.00	
		12	FRANKEVYCH Diana	-	1	3	4		
		4	ZHULA Hanna	-	-	1	1		
		2	KARPETS Diana	-	-	-	-		
		3	MAZENKO Maryna	-	-	-	-		
		7	MIRCHEVA Anhelina	-	-	-	-		
		10	YEFREMENKO Anna	-	-	-	-		
		17	MAIEVSKA Anastasiia	-	-	-	-		
		18	NAPALKOVA Olena	-	-	-	-		
	Limit	25.00%							
	Team Totals				16	5	42	63	25.40



THU 11 JUL 2019


Start Time 14:29 - End Time 15:46


Match Duration: 1h17


Match Statistics

P3

CHN - China

Scoring Spike	Rk	No.	Name	Spikes	Faults	Shots	Total Attempts	Eff %
	1	10	CHAI Yiyuan	6	-	3	9	66.67
	1	3	SUN Wenjing	2	-	1	3	66.67
	3	7	REN Yifei	3	-	3	6	50.00
		1	CHEN Xiaoqi	11	8	13	32	
		8	YU Yinan	9	6	10	25	
		2	HE Qi	8	5	12	25	
		4	JIANG Yiying	-	-	-	-	
		5	SU Yi	-	-	-	-	
		6	QIAO Lin	-	-	-	-	
		9	HUANG Wenting	-	-	-	-	
		11	ZHANG Yixin	-	-	-	-	
		12	WANG Jingke	-	-	-	-	
Limit								
15.00%	Team Totals			39	19	42	100	20.00

Scoring Block	Rk	No.	Name	Kill Blocks	Faults	Rebounds	Total Attempts	Avg. by Set
	1	10	CHAI Yiyuan	3	-	5	8	1.00
	2	7	REN Yifei	2	1	2	5	0.67
	3	3	SUN Wenjing	1	3	3	7	0.33
	3	1	CHEN Xiaoqi	1	2	1	4	0.33
		8	YU Yinan	-	2	1	3	
		2	HE Qi	-	-	2	2	
		4	JIANG Yiying	-	-	-	-	
		5	SU Yi	-	-	-	-	
		6	QIAO Lin	-	-	-	-	
		9	HUANG Wenting	-	-	-	-	
		11	ZHANG Yixin	-	-	-	-	
		12	WANG Jingke	-	-	-	-	
Team Totals				7	8	14	29	2.33

Scoring Service	Rk	No.	Name	Aces	Faults	Serve Hits	Total Attempts	Avg. by Set
	1	3	SUN Wenjing	2	-	10	12	0.67
	2	8	YU Yinan	1	2	14	17	0.33
	2	7	REN Yifei	1	-	12	13	0.33
	2	2	HE Qi	1	2	6	9	0.33
		1	CHEN Xiaoqi	-	1	11	12	
		10	CHAI Yiyuan	-	2	8	10	
		4	JIANG Yiying	-	-	-	-	
		5	SU Yi	-	-	-	-	
		6	QIAO Lin	-	-	-	-	
		9	HUANG Wenting	-	-	-	-	
		11	ZHANG Yixin	-	-	-	-	
		12	WANG Jingke	-	-	-	-	
Team Totals				5	7	61	73	1.67

Team	Opponent Errors & Team Faults	46	-		
-------------	--	-----------	----------	--	--



THU 11 JUL 2019


Start Time 14:29 - End Time 15:46


Match Duration: 1h17


Match Statistics

P3

CHN - China

Non-Scoring Dig	Rk	No.	Name	Digs	Faults	Receptions	Total Attempts	Avg. by Set
		6	QIAO Lin	-	1	10	11	
		2	HE Qi	-	3	4	7	
		3	SUN Wenjing	-	2	4	6	
		1	CHEN Xiaoqi	-	1	4	5	
		8	YU Yinan	-	2	2	4	
		10	CHAI Yiyuan	-	-	2	2	
		4	JIANG Yiyi	-	-	-	-	
		5	SU Yi	-	-	-	-	
		7	REN Yifei	-	-	-	-	
		9	HUANG Wenting	-	-	-	-	
		11	ZHANG Yixin	-	-	-	-	
		12	WANG Jingke	-	-	-	-	
Team Totals				-	9	26	35	

Non-Scoring Set	Rk	No.	Name	Running Sets	Faults	Still Sets	Total Attempts	Avg. by Set
	1	3	SUN Wenjing	3	-	19	22	1.00
		1	CHEN Xiaoqi	-	-	-	-	
		2	HE Qi	-	-	-	-	
		4	JIANG Yiyi	-	-	-	-	
		5	SU Yi	-	-	-	-	
		6	QIAO Lin	-	-	-	-	
		7	REN Yifei	-	-	-	-	
		8	YU Yinan	-	-	-	-	
		9	HUANG Wenting	-	-	-	-	
		10	CHAI Yiyuan	-	-	-	-	
		11	ZHANG Yixin	-	-	-	-	
		12	WANG Jingke	-	-	-	-	
Team Totals				3	-	19	22	1.00

Non-Scoring Reception	Rk	No.	Name	Excellent	Faults	Serve Receptions	Total Attempts	Succ. %
	1	1	CHEN Xiaoqi	2	1	6	9	22.22
		8	YU Yinan	2	-	21	23	
		2	HE Qi	-	3	8	11	
		6	QIAO Lin	-	-	10	10	
		3	SUN Wenjing	-	-	-	-	
		4	JIANG Yiyi	-	-	-	-	
		5	SU Yi	-	-	-	-	
		7	REN Yifei	-	-	-	-	
		9	HUANG Wenting	-	-	-	-	
		10	CHAI Yiyuan	-	-	-	-	
		11	ZHANG Yixin	-	-	-	-	
		12	WANG Jingke	-	-	-	-	
Limit	25.00%							
Team Totals				4	4	45	53	

LEGEND

Avg. Average

Eff. Efficiency

No. Shirt Number

Rk Rank

Suc Success %



THU 11 JUL 2019

Start List

Start Time 12:00

THA vs MEX
P1
First Refere KOZLOVA (RUS)

Second Refere CINATL (CZE)

THA - Thailand

Shirt colour Blue

No.	Name	Shirt Name	Pos.	Han.	Height	Weight	Highest Reac		Date of Birth	Tournament Totals				
							Spike cm	Block cm		Spik	Bloc	Serv	Total	%
1	KANSATTRU Ruchisaya		L		1.59	61	0	0	12 SEP 2000	0	0	0	0	0
2	NILAPA Chatsuda		WS		1.70	70	0	0	11 DEC 199	2	0	1	3	1.69
3	JARAT Hathairat		MB		1.81	69	0	0	9 FEB 1996	1	0	0	1	0.56
7	SITTISAD Patcharaporn		WS		1.64	58	0	0	20 FEB 1996	67	0	1	68	38.20
8	KAMULTHALA Kaewkalaya		MB		1.78	69	0	0	7 AUG 1994	35	6	7	48	26.97
10	AEKPATCHA Kantima		OS		1.74	60	0	0	5 SEP 1999	0	0	0	0	0
11	LAOLAEM Aurairat		S		1.68	60	0	0	4 JUL 1999	0	0	0	0	0
12	PHOCHAROEN Sineenat	PHOCHAROE	OS		1.73	64	0	0	19 MAY 199	46	1	1	48	26.97
13	PINSUWAN Khatthalee (C)		WS		1.70	69	0	0	30 OCT 199	65	2	6	73	41.01
16	PANKAEW Parinya		S		1.70	64	0	0	27 DEC 199	2	1	8	11	6.18
17	SANGPAN Sasiwimol		MB		1.76	64	0	0	27 JAN 1995	19	7	1	27	15.17
19	PROMNOK Arisa		WS		1.63	57	0	0	9 OCT 1997	2	0	0	2	1.12

Coac JAMJANG Nipon

Assista TANE E Tossapon

Phase	Opponent	Sets	Points per Set
Preliminary - Group	RUS	0 - 3	14 - 25, 15 - 25, 19 - 25
Preliminary - Group	CAN	0 - 3	26 - 28, 22 - 25, 16 - 25
Preliminary - Group	MEX	3 - 1	25 - 17, 25 - 22, 23 - 25, 25 - 17
Quarterfinals 9-16	ARG	1 - 3	21 - 25, 25 - 22, 19 - 25, 17 - 25
Semifinals 13-16	UKR	2 - 3	21 - 25, 25 - 21, 14 - 25, 25 - 16

MEX - Mexico

Shirt colour Green

No.	Name	Shirt Name	Pos.	Han.	Height	Weight	Highest Reac		Date of Birth	Tournament Totals				
							Spike cm	Block cm		Spik	Bloc	Serv	Total	%
1	GONZALEZ GUZMAN Mitzy		WS		1.74	73	0	0	3 AUG 1997	49	4	6	59	67.05
3	NIETO GOMEZ Ana Gabriela		MB		1.68	56	0	0	18 JAN 1994	10	1	6	17	19.32
6	MIRELES VALDES Karla Dan		WS		1.70	68	0	0	25 JAN 2000	22	1	3	26	29.55
7	VALDEZ LIZARRAGA Diana		L		1.77	64	0	0	11 JAN 1997	0	1	0	1	1.14
8	ALVAREZ RAMIREZ Christia		MB		1.68	60	0	0	19 APR 1999	7	3	2	12	13.64
9	BOJORQUEZ RUIZ Miriam Ar		WS		1.70	60	0	0	14 DEC 199	18	0	6	24	27.27
10	MACIAS CASTANEDA Valeri		OS		1.68	63	0	0	18 JAN 2001	9	1	0	10	11.36
11	KUTHY RODRIGUEZ Ana Pa		S		1.78	78	0	0	25 AUG 199	3	2	4	9	10.23
13	CERVANTES MOLINA Karla		OS		1.67	60	0	0	23 JUL 1997	28	1	3	32	36.36
14	LOPEZ ESTRADA Assul Day		OS		1.65	56	0	0	29 NOV 199	8	0	0	8	9.09
15	RIVERA HERRERA Karen Pa		S		1.70	60	0	0	22 MAY 199	9	5	6	20	22.73
16	LOPEZ GIL Deyanira		S		1.72	70	0	0	21 JUN 1994	1	0	0	1	1.14

Coac RUIZ JUAREZ Migdalel

Assista MURGUIA VELAZQUEZ Eduardo

Phase	Opponent	Sets	Points per Set
Preliminary - Group	CAN	0 - 3	20 - 25, 14 - 25, 22 - 25
Preliminary - Group	RUS	0 - 3	8 - 25, 20 - 25, 16 - 25
Preliminary - Group	THA	1 - 3	17 - 25, 22 - 25, 25 - 23, 17 - 25
Quarterfinals 9-16	TPE	0 - 3	21 - 25, 19 - 25, 14 - 25
Semifinals 13-16	CHN	1 - 3	22 - 25, 14 - 25, 26 - 24, 13 - 25

LEGEND

% Percentage of total team s (C) Team Captain BH Both Handed F1 Gold-medal Match F11 Final 11th-12th Pl.
 F13 Final 13th-14th Pl. F15 Final 15th-16th Pl. F3 Bronze-medal Match F5 Final 5th-6th Place F7 Final 7th-8th Place
 SF5 Semifinals 5-8 SFL Semi-finals WS Outside hitter S13 Semifinals 13-16 S9-1 Semifinals 9-12



THU 11 JUL 2019

Start Time 11:59 - End Time 13:28

Match Duration 1h29

Results
P2
THA vs MEX
3 0

Team	Sets	1	2	3	Total
THA	3	25	25	25	75
MEX	0	22	18	22	62
	Playing Time	28min	26min	29min	1h23

First Refere KOZLOVA (RUS)

Second Refere CINATL (CZE)

THA - Thailand

No.	Name	Pos	1	2	3	4	5	Pts
1	KANSATTRU Ruchisaya	L	L	L	L			
2	NILAPA Chatsuda	WS			7			
3	JARAT Hathairat	MB						
7	SITTISAD Patcharaporn	WS	6	5	6			6
8	KAMULTHALA Kaewkalaya	MB	4	3	4			7
10	AEKPATCHA Kantima	OS						
11	LAOLAEM Aurairat	S						
12	PHOCHAROEN Sineenat	OS	5	4	5			12
13	PINSUWAN Khatthalee (C)	WS	3	2	3			12
16	PANKAEW Parinya	S	2	1	2			3
17	SANGPAN Sasiwimol	MB	1	6	1			8
19	PROMNOK Arisa	WS		7	13			

 Coach JAMJANG Nipon
 Assistant Coach TANEE Tossapon

MEX - Mexico

No.	Name	Pos	1	2	3	4	5	Pts
1	GONZALEZ GUZMAN Mitzy N	WS	4	5	4			10
3	NIETO GOMEZ Ana Gabriela	MB	6	1	6			7
6	MIRELES VALDES Karla Dani	WS	2	3	2			9
7	VALDEZ LIZARRAG	L	L	L	L			1
8	ALVAREZ RAMIREZ	MB	3	4				6
9	BOJORQUEZ RUIZ Miriam Ar	WS		13				
10	MACIAS CASTANEDA Valeri	OS	15	15	15			4
11	KUTHY RODRIGUEZ	S			3			
13	CERVANTES MOLIN	OS	5	6				2
14	LOPEZ ESTRADA Assul Day	OS			5			2
15	RIVERA HERRERA Karen Pa	S	1	2	1			3
16	LOPEZ GIL Deyanira	S	1	1	1			

 Coach RUIZ JUAREZ Migdalel
 Assistant Coach MURGUIA VELAZQUEZ Eduardo

TEAM AND PLAYER PERFORMANCES

Won	Total Atts	No. Name	Scoring Skills	Won	Total Atts	No. Name
44	126	Total Team	Spike	36	116	Total Team
12	36	13 PINSUWAN Khatthalee		9	21	6 MIRELES VALDES Karla Daniela
12	31	12 PHOCHAROEN Sineenat		9	31	1 GONZALEZ GUZMAN Mitzy Natalia
8	15	17 SANGPAN Sasiwimol		6	15	3 NIETO GOMEZ Ana Gabriela
2	36	Total Team	Block	4	50	Total Team
1	7	8 KAMULTHALA Kaewkalaya		2	11	8 ALVAREZ RAMIREZ
1	4	7 SITTISAD Patcharaporn		1	10	3 NIETO GOMEZ Ana Gabriela
2	73	Total Team	Serve	4	64	Total Team
1	10	8 KAMULTHALA Kaewkalaya		2	13	15 RIVERA HERRERA Karen Paola
1	21	16 PANKAEW Parinya		1	5	13 CERVANTES MOLIN
				1	11	1 GONZALEZ GUZMAN Mitzy Natalia
56		Total Team	Opp. Error	46		Total Team
104	235	Total Team	Total	90	230	Total Team
12	56	13 PINSUWAN Khatthalee	Best Scorer	10	49	1 GONZALEZ GUZMAN Mitzy Natalia

LEGEND

(C) Team Captain

nn Substitute where nn = shirt number of outgoing pla

MB Middle blocker

OS Opposite hitter

S Setter

n Starting line-up where n= starting position on cour

Atts Attempts

No. Shirt Number

Pos Playing Position

WS Outside hitter

L Substitute Libero

L Libero

Opp Opponent

Pts Points scored



THU 11 JUL 2019

Start Time 11:59 - End Time 13:28

Match Duration: 1h29


Match Statistics
P3
THA vs MEX
3 0


Team	Sets	1	2	3	Total
THA	3	25	25	25	75
MEX	0	22	18	22	62
	Playing Time	28min	26min	29min	1h23


First Refere KOZLOVA (RUS)

Second Refere CINATL (CZE)

THA - Thailand

Scoring Spike	Rk	No.	Name	Spikes	Faults	Shots	Total Attempts	Eff %
	1	16	PANKAEW Parinya	2	-	1	3	66.67
	2	17	SANGPAN Sasiwimol	8	1	6	15	46.67
	3	8	KAMULTHALA Kaewkalaya	5	1	7	13	30.77
	4	12	PHOCHAROEN Sineenat	12	4	15	31	25.81
	5	13	PINSUWAN Khatthalee	12	3	21	36	25.00
	7		SITTISAD Patcharaporn	5	4	17	26	
	1		KANSATTRU Ruchisaya	-	-	1	1	
	19		PROMNOK Arisa	-	-	1	1	
	2		NILAPA Chatsuda	-	-	-	-	
	3		JARAT Hathairat	-	-	-	-	
	10		AEKPATCHA Kantima	-	-	-	-	
11		LAOLAEM Aurairat	-	-	-	-		
Limit								
15.00%								
Team Totals				44	13	69	126	24.60

Scoring Block	Rk	No.	Name	Kill Blocks	Faults	Rebounds	Total Attempts	Avg. by Set
	1	8	KAMULTHALA Kaewkalaya	1	1	5	7	0.33
	1	7	SITTISAD Patcharaporn	1	3	-	4	0.33
	12		PHOCHAROEN Sineenat	-	5	4	9	
	17		SANGPAN Sasiwimol	-	3	5	8	
	13		PINSUWAN Khatthalee	-	3	3	6	
	16		PANKAEW Parinya	-	2	-	2	
	1		KANSATTRU Ruchisaya	-	-	-	-	
	2		NILAPA Chatsuda	-	-	-	-	
	3		JARAT Hathairat	-	-	-	-	
	10		AEKPATCHA Kantima	-	-	-	-	
	11		LAOLAEM Aurairat	-	-	-	-	
19		PROMNOK Arisa	-	-	-	-		
Team Totals				2	17	17	36	0.67

Scoring Service	Rk	No.	Name	Aces	Faults	Serve Hits	Total Attempts	Avg. by Set
	1	16	PANKAEW Parinya	1	1	19	21	0.33
	1	8	KAMULTHALA Kaewkalaya	1	1	8	10	0.33
	13		PINSUWAN Khatthalee	-	3	11	14	
	12		PHOCHAROEN Sineenat	-	-	11	11	
	17		SANGPAN Sasiwimol	-	-	11	11	
	7		SITTISAD Patcharaporn	-	-	6	6	
	1		KANSATTRU Ruchisaya	-	-	-	-	
	2		NILAPA Chatsuda	-	-	-	-	
	3		JARAT Hathairat	-	-	-	-	
	10		AEKPATCHA Kantima	-	-	-	-	
	11		LAOLAEM Aurairat	-	-	-	-	
19		PROMNOK Arisa	-	-	-	-		
Team Totals				2	5	66	73	0.67

Team	Opponent Errors & Team Faults	56	-		
------	-------------------------------	----	---	--	--



THU 11 JUL 2019


Start Time 11:59 - End Time 13:28

Match Duration: 1h29


Match Statistics

P3

THA - Thailand

Non-Scoring Dig	Rk	No.	Name	Digs	Faults	Receptions	Total Attempts	Avg. by Set
		1	KANSATTRU Ruchisaya	-	-	18	18	
		7	SITTISAD Patcharaporn	-	1	7	8	
		16	PANKAEW Parinya	-	3	5	8	
		12	PHOCHAROEN Sineenat	-	1	4	5	
		13	PINSUWAN Khatthalee	-	1	2	3	
		8	KAMULTHALA Kaewkalaya	-	1	1	2	
		17	SANGPAN Sasiwimol	-	-	1	1	
		19	PROMNOK Arisa	-	1	-	1	
		2	NILAPA Chatsuda	-	-	-	-	
		3	JARAT Hathairat	-	-	-	-	
		10	AEKPATCHA Kantima	-	-	-	-	
		11	LAOLAEM Aurairat	-	-	-	-	
Team Totals				-	8	38	46	

Non-Scoring Set	Rk	No.	Name	Running Sets	Faults	Still Sets	Total Attempts	Avg. by Set
	1	16	PANKAEW Parinya	11	1	15	27	3.67
		1	KANSATTRU Ruchisaya	-	-	1	1	
		13	PINSUWAN Khatthalee	-	1	-	1	
		17	SANGPAN Sasiwimol	-	1	-	1	
		2	NILAPA Chatsuda	-	-	-	-	
		3	JARAT Hathairat	-	-	-	-	
		7	SITTISAD Patcharaporn	-	-	-	-	
		8	KAMULTHALA Kaewkalaya	-	-	-	-	
		10	AEKPATCHA Kantima	-	-	-	-	
		11	LAOLAEM Aurairat	-	-	-	-	
		12	PHOCHAROEN Sineenat	-	-	-	-	
		19	PROMNOK Arisa	-	-	-	-	
Team Totals				11	3	16	30	3.67

Non-Scoring Reception	Rk	No.	Name	Excellents	Faults	Serve Receptions	Total Attempts	Succ. %
	1	2	NILAPA Chatsuda	1	-	1	2	50.00
	2	12	PHOCHAROEN Sineenat	4	-	7	11	36.36
	3	1	KANSATTRU Ruchisaya	8	-	15	23	34.78
	4	7	SITTISAD Patcharaporn	4	3	8	15	26.67
		13	PINSUWAN Khatthalee	-	1	3	4	
		19	PROMNOK Arisa	-	-	3	3	
		3	JARAT Hathairat	-	-	-	-	
		8	KAMULTHALA Kaewkalaya	-	-	-	-	
		10	AEKPATCHA Kantima	-	-	-	-	
		11	LAOLAEM Aurairat	-	-	-	-	
		16	PANKAEW Parinya	-	-	-	-	
		17	SANGPAN Sasiwimol	-	-	-	-	
Limit	25.00%							
Team Totals				17	4	37	58	29.31





THU 11 JUL 2019


Start Time 11:59 - End Time 13:28

Match Duration: 1h29

Match Statistics
P3
MEX - Mexico

Scoring Spike	Rk	No.	Name	Spikes	Faults	Shots	Total Attempts	Eff %	
	1	7	VALDEZ LIZARRAG	1	-	1	2	50.00	
	2	3	NIETO GOMEZ Ana Gabriela	6	-	9	15	40.00	
	3	15	RIVERA HERRERA Karen Paola	1	-	2	3	33.33	
	4	10	MACIAS CASTANEDA Valeria	4	1	5	10	30.00	
	5	6	MIRELES VALDES Karla Daniela	9	4	8	21	23.81	
	6	8	ALVAREZ RAMIREZ	4	1	8	13	23.08	
		1	GONZALEZ GUZMAN Mitzy Natalia	9	8	14	31		
		13	CERVANTES MOLIN	1	3	7	11		
		14	LOPEZ ESTRADA Assul Dayana	1	2	4	7		
		11	KUTHY RODRIGUEZ	-	1	1	2		
		9	BOJORQUEZ RUIZ Miriam Arleth	-	1	-	1		
		16	LOPEZ GIL Deyanira	-	-	-	-		
	Limit								
	15.00%	Team Totals			36	21	59	116	

Scoring Block	Rk	No.	Name	Kill Blocks	Faults	Rebounds	Total Attempts	Avg. by Set	
	1	8	ALVAREZ RAMIREZ	2	3	6	11	1.00	
	1	14	LOPEZ ESTRADA Assul Dayana	1	-	2	3	1.00	
	3	3	NIETO GOMEZ Ana Gabriela	1	3	6	10	0.33	
		1	GONZALEZ GUZMAN Mitzy Natalia	-	4	3	7		
		15	RIVERA HERRERA Karen Paola	-	3	4	7		
		10	MACIAS CASTANEDA Valeria	-	1	3	4		
		11	KUTHY RODRIGUEZ	-	1	3	4		
		6	MIRELES VALDES Karla Daniela	-	2	1	3		
		13	CERVANTES MOLIN	-	-	1	1		
		7	VALDEZ LIZARRAG	-	-	-	-		
		9	BOJORQUEZ RUIZ Miriam Arleth	-	-	-	-		
		16	LOPEZ GIL Deyanira	-	-	-	-		
	Team Totals				4	17	29	50	1.33

Scoring Service	Rk	No.	Name	Aces	Faults	Serve Hits	Total Attempts	Avg. by Set	
	1	15	RIVERA HERRERA Karen Paola	2	1	10	13	0.67	
	2	13	CERVANTES MOLIN	1	-	4	5	0.50	
	3	1	GONZALEZ GUZMAN Mitzy Natalia	1	-	10	11	0.33	
		6	MIRELES VALDES Karla Daniela	-	-	13	13		
		3	NIETO GOMEZ Ana Gabriela	-	-	8	8		
		8	ALVAREZ RAMIREZ	-	1	4	5		
		11	KUTHY RODRIGUEZ	-	1	2	3		
		14	LOPEZ ESTRADA Assul Dayana	-	-	3	3		
		10	MACIAS CASTANEDA Valeria	-	1	1	2		
		9	BOJORQUEZ RUIZ Miriam Arleth	-	1	-	1		
		7	VALDEZ LIZARRAG	-	-	-	-		
		16	LOPEZ GIL Deyanira	-	-	-	-		
	Team Totals				4	5	55	64	1.33

Team	Opponent Errors & Team Faults	46	-		
-------------	--	-----------	----------	--	--



THU 11 JUL 2019

Start Time 11:59 - End Time 13:28


Match Duration: 1h29


Match Statistics

P3

MEX - Mexico

Non-Scoring Dig	Rk	No.	Name	Digs	Faults	Receptions	Total Attempts	Avg. by Set
		6	MIRELES VALDES Karla Daniela	-	3	7	10	
		7	VALDEZ LIZARRAG	-	2	8	10	
		15	RIVERA HERRERA Karen Paola	-	2	6	8	
		1	GONZALEZ GUZMAN Mitzy Natalia	-	1	6	7	
		13	CERVANTES MOLIN	-	2	3	5	
		14	LOPEZ ESTRADA Assul Dayana	-	1	2	3	
		11	KUTHY RODRIGUEZ	-	-	1	1	
		16	LOPEZ GIL Deyanira	-	-	1	1	
		3	NIETO GOMEZ Ana Gabriela	-	-	-	-	
		8	ALVAREZ RAMIREZ	-	-	-	-	
		9	BOJORQUEZ RUIZ Miriam Arleth	-	-	-	-	
	10	MACIAS CASTANEDA Valeria	-	-	-	-		
Team Totals				-	11	34	45	

Non-Scoring Set	Rk	No.	Name	Running Sets	Faults	Still Sets	Total Attempts	Avg. by Set	
	1	11	KUTHY RODRIGUEZ	3	-	8	11	3.00	
	2	15	RIVERA HERRERA Karen Paola	6	-	15	21	2.00	
	3	16	LOPEZ GIL Deyanira	1	-	4	5	0.33	
		9	BOJORQUEZ RUIZ Miriam Arleth	-	2	-	2		
		6	MIRELES VALDES Karla Daniela	-	-	1	1		
		1	GONZALEZ GUZMAN Mitzy Natalia	-	-	-	-		
		3	NIETO GOMEZ Ana Gabriela	-	-	-	-		
		7	VALDEZ LIZARRAG	-	-	-	-		
		8	ALVAREZ RAMIREZ	-	-	-	-		
		10	MACIAS CASTANEDA Valeria	-	-	-	-		
		13	CERVANTES MOLIN	-	-	-	-		
		14	LOPEZ ESTRADA Assul Dayana	-	-	-	-		
	Team Totals				10	2	28	40	3.33

Non-Scoring Reception	Rk	No.	Name	Excellent	Faults	Serve Receptions	Total Attempts	Succ. %	
	1	13	CERVANTES MOLIN	5	1	10	16	31.25	
	2	7	VALDEZ LIZARRAG	4	-	16	20	20.00	
		6	MIRELES VALDES Karla Daniela	3	-	15	18		
		14	LOPEZ ESTRADA Assul Dayana	1	1	4	6		
		9	BOJORQUEZ RUIZ Miriam Arleth	-	-	5	5		
		8	ALVAREZ RAMIREZ	-	-	3	3		
		1	GONZALEZ GUZMAN Mitzy Natalia	-	-	-	-		
		3	NIETO GOMEZ Ana Gabriela	-	-	-	-		
		10	MACIAS CASTANEDA Valeria	-	-	-	-		
		11	KUTHY RODRIGUEZ	-	-	-	-		
		15	RIVERA HERRERA Karen Paola	-	-	-	-		
		16	LOPEZ GIL Deyanira	-	-	-	-		
	Limit								
	25.00%	Team Totals			13	2	53	68	19.12

LEGEND

Avg. Average

Eff. Efficiency

No. Shirt Number

Rk Rank

Suc Success %