



SAT 6 JUL 2019

Start Time 17:30 - End Time 18:52

Match Duration: 1h22

### Match Statistics

P3


KOR vs RUS  
0 3


| Team | Sets                | 1     | 2     | 3     | Total |
|------|---------------------|-------|-------|-------|-------|
| KOR  | 0                   | 17    | 22    | 18    | 57    |
| RUS  | 3                   | 25    | 25    | 25    | 75    |
|      | <b>Playing Time</b> | 24min | 26min | 24min | 1h15  |


First Refere CAREAGA (CHI)

Second Refere DZIEWIRZ (CAN)

#### KOR - Republic of Korea

| Scoring Spike  | Rk | No.          | Name            | Spikes | Faults | Shots | Total Attempts | Eff % |
|--|----|--------------|-----------------|--------|--------|-------|----------------|-------|
|  | 1  | 1            | HONG Sanghyeok  | 10     | 4      | 3     | 17             | 35.29 |
|  | 2  | 9            | GU Bonseung     | 2      | 1      | -     | 3              | 33.33 |
|  | 2  | 7            | JEONG Seonghwan | 1      | -      | 2     | 3              | 33.33 |
|  | 4  | 6            | KIM Jeongho     | 11     | 7      | 4     | 22             | 18.18 |
|  |    | 12           | PARK Changseong | 4      | 5      | 5     | 14             |       |
|  |    | 2            | SONG Wongeun    | 1      | 1      | 2     | 4              |       |
|  |    | 3            | GIM Myeonggwon  | -      | -      | 1     | 1              |       |
|  |    | 4            | KIM Gwangil     | -      | -      | -     | -              |       |
|  |    | 5            | KOO Jahyeok     | -      | -      | -     | -              |       |
|  |    | 8            | JUENG Taehyun   | -      | -      | -     | -              |       |
|  |    | 10           | PARK Chanwoong  | -      | -      | -     | -              |       |
|  | 11 | KIM Seungtae | -               | -      | -      | -     |                |       |
| <b>Limit</b>   |    |              |                 |        |        |       |                |       |
| 15.00%   |    |              |                 |        |        |       |                |       |
| <b>Team Totals</b>   |    |              |                 | 29     | 18     | 17    | 64             | 17.19 |

| Scoring Block  | Rk | No.          | Name            | Kill Blocks | Faults | Rebounds | Total Attempts | Avg. by Set |
|--|----|--------------|-----------------|-------------|--------|----------|----------------|-------------|
|  | 1  | 6            | KIM Jeongho     | 2           | -      | 1        | 3              | 0.67        |
|  | 2  | 2            | SONG Wongeun    | 1           | 1      | 1        | 3              | 0.33        |
|  |    | 4            | KIM Gwangil     | -           | 1      | 2        | 3              |             |
|  |    | 7            | JEONG Seonghwan | -           | 2      | 1        | 3              |             |
|  |    | 1            | HONG Sanghyeok  | -           | 1      | 1        | 2              |             |
|  |    | 12           | PARK Changseong | -           | 2      | -        | 2              |             |
|  |    | 3            | GIM Myeonggwon  | -           | -      | 1        | 1              |             |
|  |    | 5            | KOO Jahyeok     | -           | -      | -        | -              |             |
|  |    | 8            | JUENG Taehyun   | -           | -      | -        | -              |             |
|  |    | 9            | GU Bonseung     | -           | -      | -        | -              |             |
|  |    | 10           | PARK Chanwoong  | -           | -      | -        | -              |             |
|  | 11 | KIM Seungtae | -               | -           | -      | -        |                |             |
| <b>Team Totals</b>   |    |              |                 | 3           | 7      | 7        | 17             | 1.00        |

| Scoring Service  | Rk | No.          | Name            | Aces | Faults | Serve Hits | Total Attempts | Avg. by Set |
|--|----|--------------|-----------------|------|--------|------------|----------------|-------------|
|  | 1  | 6            | KIM Jeongho     | 1    | 4      | 7          | 12             | 0.33        |
|  | 1  | 12           | PARK Changseong | 1    | 2      | 4          | 7              | 0.33        |
|  | 1  | 8            | JUENG Taehyun   | 1    | 2      | 2          | 5              | 0.33        |
|  |    | 1            | HONG Sanghyeok  | -    | 2      | 11         | 13             |             |
|  |    | 2            | SONG Wongeun    | -    | -      | 7          | 7              |             |
|  |    | 7            | JEONG Seonghwan | -    | 1      | 6          | 7              |             |
|  |    | 4            | KIM Gwangil     | -    | 1      | 4          | 5              |             |
|  |    | 9            | GU Bonseung     | -    | -      | 2          | 2              |             |
|  |    | 3            | GIM Myeonggwon  | -    | -      | 1          | 1              |             |
|  |    | 5            | KOO Jahyeok     | -    | -      | -          | -              |             |
|  |    | 10           | PARK Chanwoong  | -    | -      | -          | -              |             |
|  | 11 | KIM Seungtae | -               | -    | -      | -          |                |             |
| <b>Team Totals</b>   |    |              |                 | 3    | 12     | 44         | 59             | 1.00        |

| Team | Opponent Errors & Team Faults | 50 | - |  |  |
|------|-------------------------------|----|---|--|--|
|      |                               |    |   |  |  |



SAT 6 JUL 2019


Start Time 17:30 - End Time 18:52


Match Duration: 1h22


### Match Statistics

P3

#### KOR - Republic of Korea

| Non-Scoring Dig  | Rk | No.          | Name            | Digs | Faults    | Receptions | Total Attempts | Avg. by Set |
|--|----|--------------|-----------------|------|-----------|------------|----------------|-------------|
|  |    | 5            | KOO Jahyeok     | -    | 5         | 3          | 8              |             |
|  |    | 4            | KIM Gwangil     | -    | 1         | 2          | 3              |             |
|  |    | 6            | KIM Jeongho     | -    | 1         | 2          | 3              |             |
|  |    | 1            | HONG Sanghyeok  | -    | 1         | 1          | 2              |             |
|  |    | 2            | SONG Wongeun    | -    | 2         | -          | 2              |             |
|  |    | 12           | PARK Changseong | -    | 1         | 1          | 2              |             |
|  |    | 3            | GIM Myeonggwon  | -    | 1         | -          | 1              |             |
|  |    | 7            | JEONG Seonghwan | -    | 1         | -          | 1              |             |
|  |    | 8            | JUENG Taehyun   | -    | -         | -          | -              |             |
|  |    | 9            | GU Bonseung     | -    | -         | -          | -              |             |
|  |    | 10           | PARK Chanwoong  | -    | -         | -          | -              |             |
|  | 11 | KIM Seungtae | -               | -    | -         | -          |                |             |
| <b>Team Totals</b>   |    |              |                 | -    | <b>13</b> | <b>9</b>   | <b>22</b>      |             |

| Non-Scoring Set  | Rk | No. | Name            | Running Sets | Faults | Still Sets | Total Attempts | Avg. by Set |
|--|----|-----|-----------------|--------------|--------|------------|----------------|-------------|
|  | 1  | 3   | GIM Myeonggwon  | 3            | -      | 3          | 6              | 1.50        |
|  | 2  | 4   | KIM Gwangil     | 4            | -      | 24         | 28             | 1.33        |
|  |    | 1   | HONG Sanghyeok  | -            | -      | -          | -              |             |
|  |    | 2   | SONG Wongeun    | -            | -      | -          | -              |             |
|  |    | 5   | KOO Jahyeok     | -            | -      | -          | -              |             |
|  |    | 6   | KIM Jeongho     | -            | -      | -          | -              |             |
|  |    | 7   | JEONG Seonghwan | -            | -      | -          | -              |             |
|  |    | 8   | JUENG Taehyun   | -            | -      | -          | -              |             |
|  |    | 9   | GU Bonseung     | -            | -      | -          | -              |             |
|  |    | 10  | PARK Chanwoong  | -            | -      | -          | -              |             |
|  |    | 11  | KIM Seungtae    | -            | -      | -          | -              |             |
|  |    | 12  | PARK Changseong | -            | -      | -          | -              |             |
| <b>Team Totals</b>   |    |     |                 | <b>7</b>     | -      | <b>27</b>  | <b>34</b>      | <b>2.33</b> |

| Non-Scoring Reception  | Rk                 | No. | Name            | Excellent | Faults   | Serve Receptions | Total Attempts | Succ. %      |
|--|--------------------|-----|-----------------|-----------|----------|------------------|----------------|--------------|
|  | 1                  | 1   | HONG Sanghyeok  | 5         | 2        | 10               | 17             | 29.41        |
|  | 2                  | 5   | KOO Jahyeok     | 4         | 3        | 14               | 21             | 19.05        |
|  |                    | 6   | KIM Jeongho     | 1         | 2        | 14               | 17             |              |
|  |                    | 2   | SONG Wongeun    | -         | -        | -                | -              |              |
|  |                    | 3   | GIM Myeonggwon  | -         | -        | -                | -              |              |
|  |                    | 4   | KIM Gwangil     | -         | -        | -                | -              |              |
|  |                    | 7   | JEONG Seonghwan | -         | -        | -                | -              |              |
|  |                    | 8   | JUENG Taehyun   | -         | -        | -                | -              |              |
|  |                    | 9   | GU Bonseung     | -         | -        | -                | -              |              |
|  |                    | 10  | PARK Chanwoong  | -         | -        | -                | -              |              |
|  |                    | 11  | KIM Seungtae    | -         | -        | -                | -              |              |
|  |                    | 12  | PARK Changseong | -         | -        | -                | -              |              |
| <b>Limit</b>   |                    |     |                 |           |          |                  |                |              |
| <b>25.00%</b>  | <b>Team Totals</b> |     |                 | <b>10</b> | <b>7</b> | <b>38</b>        | <b>55</b>      | <b>18.18</b> |



SAT 6 JUL 2019


Start Time 17:30 - End Time 18:52


Match Duration: 1h22


### Match Statistics

P3

#### RUS - Russia

| Scoring Spike  | Rk                 | No.                | Name                 | Spikes    | Faults   | Shots     | Total Attempts | Eff %        |
|--|--------------------|--------------------|----------------------|-----------|----------|-----------|----------------|--------------|
|  | 1                  | 16                 | MELNIKOV Aleksandr   | 2         | -        | -         | 2              | 100.00       |
|  | 2                  | 9                  | BOGDAN Denis         | 13        | -        | 7         | 20             | 65.00        |
|  | 3                  | 13                 | BELOGORTSEV Maksim   | 3         | -        | 2         | 5              | 60.00        |
|  | 4                  | 2                  | KLETS Kirill         | 12        | 3        | 3         | 18             | 50.00        |
|  | 4                  | 8                  | PAKSHIN Roman        | 2         | -        | 2         | 4              | 50.00        |
|  | 6                  | 3                  | SURMACHEVSKIY Andrey | 6         | 3        | 1         | 10             | 30.00        |
|  |                    | 1                  | PANKOV Pavel         | -         | -        | 2         | 2              | -            |
|  |                    | 4                  | KONONOV Aleksei      | -         | 1        | -         | 1              | -            |
|  |                    | 7                  | URSOV Kirill         | -         | -        | -         | -              | -            |
|  |                    | 10                 | YAKOVLEV Dmitry      | -         | -        | -         | -              | -            |
|  |                    | 11                 | POROSHIN Roman       | -         | -        | -         | -              | -            |
|  | 19                 | KRIVITCHENKO Semen | -                    | -         | -        | -         | -              |              |
| <b>Limit</b>   |                    |                    |                      |           |          |           |                |              |
| 15.00%   | <b>Team Totals</b> |                    |                      | <b>38</b> | <b>7</b> | <b>17</b> | <b>62</b>      | <b>50.00</b> |

| Scoring Block   | Rk | No.                | Name                 | Kill Blocks | Faults    | Rebounds  | Total Attempts | Avg. by Set |
|---|----|--------------------|----------------------|-------------|-----------|-----------|----------------|-------------|
|  | 1  | 13                 | BELOGORTSEV Maksim   | 5           | 8         | 4         | 17             | 1.67        |
|   | 2  | 2                  | KLETS Kirill         | 3           | 2         | 3         | 8              | 1.00        |
|   | 2  | 4                  | KONONOV Aleksei      | 2           | -         | 2         | 4              | 1.00        |
|   | 4  | 9                  | BOGDAN Denis         | 2           | -         | 3         | 5              | 0.67        |
|   | 5  | 8                  | PAKSHIN Roman        | 1           | -         | -         | 1              | 0.50        |
|   | 6  | 3                  | SURMACHEVSKIY Andrey | 1           | 1         | -         | 2              | 0.33        |
|   |    | 1                  | PANKOV Pavel         | -           | 3         | -         | 3              | -           |
|   |    | 16                 | MELNIKOV Aleksandr   | -           | 3         | -         | 3              | -           |
|   |    | 11                 | POROSHIN Roman       | -           | 1         | -         | 1              | -           |
|   |    | 7                  | URSOV Kirill         | -           | -         | -         | -              | -           |
|   |    | 10                 | YAKOVLEV Dmitry      | -           | -         | -         | -              | -           |
|   | 19 | KRIVITCHENKO Semen | -                    | -           | -         | -         | -              |             |
| <b>Team Totals</b>  |    |                    |                      | <b>14</b>   | <b>18</b> | <b>12</b> | <b>44</b>      | <b>4.67</b> |

| Scoring Service  | Rk | No.                | Name                 | Aces     | Faults    | Serve Hits | Total Attempts | Avg. by Set |
|--|----|--------------------|----------------------|----------|-----------|------------|----------------|-------------|
|  | 1  | 3                  | SURMACHEVSKIY Andrey | 3        | 3         | 11         | 17             | 1.00        |
|  | 1  | 16                 | MELNIKOV Aleksandr   | 1        | 1         | 4          | 6              | 1.00        |
|  | 3  | 9                  | BOGDAN Denis         | 2        | 3         | 5          | 10             | 0.67        |
|  | 4  | 13                 | BELOGORTSEV Maksim   | 1        | 5         | 5          | 11             | 0.33        |
|  |    | 2                  | KLETS Kirill         | -        | 2         | 6          | 8              | -           |
|  |    | 4                  | KONONOV Aleksei      | -        | 1         | 6          | 7              | -           |
|  |    | 1                  | PANKOV Pavel         | -        | 2         | 4          | 6              | -           |
|  |    | 11                 | POROSHIN Roman       | -        | -         | 5          | 5              | -           |
|  |    | 8                  | PAKSHIN Roman        | -        | 1         | 2          | 3              | -           |
|  |    | 7                  | URSOV Kirill         | -        | -         | -          | -              | -           |
|  |    | 10                 | YAKOVLEV Dmitry      | -        | -         | -          | -              | -           |
|  | 19 | KRIVITCHENKO Semen | -                    | -        | -         | -          | -              |             |
| <b>Team Totals</b>   |    |                    |                      | <b>7</b> | <b>18</b> | <b>48</b>  | <b>73</b>      | <b>2.33</b> |

|             |  |           |          |  |  |
|-------------|--|-----------|----------|--|--|
| <b>Team</b> | <b>Opponent Errors &amp; Team Faults</b> | <b>43</b> | <b>-</b> |  |  |
|-------------|--|-----------|----------|--|--|



SAT 6 JUL 2019


Start Time 17:30 - End Time 18:52


Match Duration: 1h22


### Match Statistics

P3

#### RUS - Russia

| Non-Scoring Dig  | Rk                 | No. | Name                 | Digs | Faults | Receptions | Total Attempts | Avg. by Set |  |
|--|--------------------|-----|----------------------|------|--------|------------|----------------|-------------|--|
|  |                    | 19  | KRIVITCHENKO Semen   | -    | 3      | 3          | 6              |             |  |
|  |                    | 1   | PANKOV Pavel         | -    | 2      | 2          | 4              |             |  |
|  |                    | 3   | SURMACHEVSKIY Andrey | -    | 1      | 1          | 2              |             |  |
|  |                    | 9   | BOGDAN Denis         | -    | -      | 2          | 2              |             |  |
|  |                    | 13  | BELOGORTSEV Maksim   | -    | 1      | 1          | 2              |             |  |
|  |                    | 2   | KLETS Kirill         | -    | -      | 1          | 1              |             |  |
|  |                    | 4   | KONONOV Aleksei      | -    | -      | -          | -              |             |  |
|  |                    | 7   | URSOV Kirill         | -    | -      | -          | -              |             |  |
|  |                    | 8   | PAKSHIN Roman        | -    | -      | -          | -              |             |  |
|  |                    | 10  | YAKOVLEV Dmitry      | -    | -      | -          | -              |             |  |
|  |                    | 11  | POROSHIN Roman       | -    | -      | -          | -              |             |  |
|  |                    | 16  | MELNIKOV Aleksandr   | -    | -      | -          | -              |             |  |
|  | <b>Team Totals</b> |     |                      |      | -      | 7          | 10             | 17          |  |

| Non-Scoring Set  | Rk                 | No. | Name                 | Running Sets | Faults | Still Sets | Total Attempts | Avg. by Set |      |
|--|--------------------|-----|----------------------|--------------|--------|------------|----------------|-------------|------|
|  | 1                  | 1   | PANKOV Pavel         | 11           | -      | 13         | 24             | 5.50        |      |
|  | 2                  | 11  | POROSHIN Roman       | 4            | -      | 7          | 11             | 4.00        |      |
|  |                    | 2   | KLETS Kirill         | -            | -      | -          | -              |             |      |
|  |                    | 3   | SURMACHEVSKIY Andrey | -            | -      | -          | -              |             |      |
|  |                    | 4   | KONONOV Aleksei      | -            | -      | -          | -              |             |      |
|  |                    | 7   | URSOV Kirill         | -            | -      | -          | -              |             |      |
|  |                    | 8   | PAKSHIN Roman        | -            | -      | -          | -              |             |      |
|  |                    | 9   | BOGDAN Denis         | -            | -      | -          | -              |             |      |
|  |                    | 10  | YAKOVLEV Dmitry      | -            | -      | -          | -              |             |      |
|  |                    | 13  | BELOGORTSEV Maksim   | -            | -      | -          | -              |             |      |
|  |                    | 16  | MELNIKOV Aleksandr   | -            | -      | -          | -              |             |      |
|  |                    | 19  | KRIVITCHENKO Semen   | -            | -      | -          | -              |             |      |
|  | <b>Team Totals</b> |     |                      |              | 15     | -          | 20             | 35          | 5.00 |

| Non-Scoring Reception  | Rk           | No.                | Name                 | Excellents | Faults | Serve Receptions | Total Attempts | Succ. % |       |
|--|--------------|--------------------|----------------------|------------|--------|------------------|----------------|---------|-------|
|  | 1            | 9                  | BOGDAN Denis         | 8          | -      | 5                | 13             | 61.54   |       |
|  | 2            | 19                 | KRIVITCHENKO Semen   | 4          | -      | 6                | 10             | 40.00   |       |
|  | 3            | 3                  | SURMACHEVSKIY Andrey | 5          | 2      | 7                | 14             | 35.71   |       |
|  | 4            | 7                  | URSOV Kirill         | 1          | -      | 3                | 4              | 25.00   |       |
|  |              | 8                  | PAKSHIN Roman        | -          | -      | 3                | 3              |         |       |
|  |              | 2                  | KLETS Kirill         | -          | 1      | -                | 1              |         |       |
|  |              | 4                  | KONONOV Aleksei      | -          | -      | 1                | 1              |         |       |
|  |              | 13                 | BELOGORTSEV Maksim   | -          | -      | 1                | 1              |         |       |
|  |              | 1                  | PANKOV Pavel         | -          | -      | -                | -              |         |       |
|  |              | 10                 | YAKOVLEV Dmitry      | -          | -      | -                | -              |         |       |
|  |              | 11                 | POROSHIN Roman       | -          | -      | -                | -              |         |       |
|  |              | 16                 | MELNIKOV Aleksandr   | -          | -      | -                | -              |         |       |
|  | <b>Limit</b> |                    |                      |            |        |                  |                |         |       |
|  | 25.00%       | <b>Team Totals</b> |                      |            | 18     | 3                | 26             | 47      | 38.30 |

#### LEGEND

Avg. Average

Eff. Efficiency

No. Shirt Number

Rk Rank

Suc Success %