



SUN 7 JUL 2019

Start Time 20:01 - End Time 21:17

Match Duration: 1h16

Match Statistics

P3


RUS vs CHN
3 0


Team	Sets	1	2	3	Total
RUS	3	25	25	25	75
CHN	0	20	15	15	50
	Playing Time	23min	23min	21min	1h7


First Refere NAVA (MEX)

Second Refere KOVAR (CZE)

RUS - Russia

Scoring Spike	Rk	No.	Name	Spikes	Faults	Shots	Total Attempts	Eff %
	1	8	PAKSHIN Roman	5	-	-	5	100.00
	2	9	BOGDAN Denis	6	-	1	7	85.71
	3	3	SURMACHEVSKIY Andrey	6	-	3	9	66.67
	3	10	YAKOVLEV Dmitry	2	-	1	3	66.67
	5	13	BELOGORTSEV Maksim	8	2	-	10	60.00
	6	16	MELNIKOV Aleksandr	5	1	1	7	57.14
	7	1	PANKOV Pavel	1	-	1	2	50.00
	7	11	POROSHIN Roman	1	-	1	2	50.00
	9	2	KLETS Kirill	5	2	3	10	30.00
	10	7	URSOV Kirill	3	2	2	7	14.29
	4	KONONOV Aleksei	-	-	-	-	-	-
	19	KRIVITCHENKO Semen	-	-	-	-	-	-
Limit								
15.00%								
Team Totals				42	7	13	62	56.45

Scoring Block	Rk	No.	Name	Kill Blocks	Faults	Rebounds	Total Attempts	Avg. by Set
	1	13	BELOGORTSEV Maksim	3	6	3	12	1.00
	1	2	KLETS Kirill	3	1	1	5	1.00
	3	16	MELNIKOV Aleksandr	2	2	1	5	0.67
	4	3	SURMACHEVSKIY Andrey	1	1	-	2	0.50
	5	11	POROSHIN Roman	1	-	-	1	0.33
		8	PAKSHIN Roman	-	-	1	1	-
		9	BOGDAN Denis	-	-	1	1	-
		1	PANKOV Pavel	-	-	-	-	-
		4	KONONOV Aleksei	-	-	-	-	-
		7	URSOV Kirill	-	-	-	-	-
	10	YAKOVLEV Dmitry	-	-	-	-	-	
	19	KRIVITCHENKO Semen	-	-	-	-	-	
Team Totals				10	10	7	27	3.33

Scoring Service	Rk	No.	Name	Aces	Faults	Serve Hits	Total Attempts	Avg. by Set
	1	13	BELOGORTSEV Maksim	4	6	5	15	1.33
	2	16	MELNIKOV Aleksandr	2	3	11	16	0.67
	3	8	PAKSHIN Roman	1	1	4	6	0.50
	4	10	YAKOVLEV Dmitry	1	1	7	9	0.33
	4	1	PANKOV Pavel	1	-	1	2	0.33
		2	KLETS Kirill	-	3	5	8	-
		11	POROSHIN Roman	-	-	6	6	-
		7	URSOV Kirill	-	1	4	5	-
		3	SURMACHEVSKIY Andrey	-	2	1	3	-
		9	BOGDAN Denis	-	1	2	3	-
	4	KONONOV Aleksei	-	-	-	-	-	
	19	KRIVITCHENKO Semen	-	-	-	-	-	
Team Totals				9	18	46	73	3.00

Team	Opponent Errors & Team Faults			
		36	-	



SUN 7 JUL 2019


Start Time 20:01 - End Time 21:17


Match Duration: 1h16


Match Statistics

P3

RUS - Russia

Non-Scoring Dig	Rk	No.	Name	Digs	Faults	Receptions	Total Attempts	Avg. by Set
		19	KRIVITCHENKO Semen	-	4	2	6	
		9	BOGDAN Denis	-	1	1	2	
		16	MELNIKOV Aleksandr	-	-	2	2	
		3	SURMACHEVSKIY Andrey	-	-	1	1	
		7	URSOV Kirill	-	-	1	1	
		1	PANKOV Pavel	-	-	-	-	
		2	KLETS Kirill	-	-	-	-	
		4	KONONOV Aleksei	-	-	-	-	
		8	PAKSHIN Roman	-	-	-	-	
		10	YAKOVLEV Dmitry	-	-	-	-	
		11	POROSHIN Roman	-	-	-	-	
		13	BELOGORTSEV Maksim	-	-	-	-	
	Team Totals				-	5	7	12

Non-Scoring Set	Rk	No.	Name	Running Sets	Faults	Still Sets	Total Attempts	Avg. by Set
	1	11	POROSHIN Roman	6	-	11	17	2.00
	2	1	PANKOV Pavel	5	-	6	11	1.67
		2	KLETS Kirill	-	-	-	-	
		3	SURMACHEVSKIY Andrey	-	-	-	-	
		4	KONONOV Aleksei	-	-	-	-	
		7	URSOV Kirill	-	-	-	-	
		8	PAKSHIN Roman	-	-	-	-	
		9	BOGDAN Denis	-	-	-	-	
		10	YAKOVLEV Dmitry	-	-	-	-	
		13	BELOGORTSEV Maksim	-	-	-	-	
		16	MELNIKOV Aleksandr	-	-	-	-	
		19	KRIVITCHENKO Semen	-	-	-	-	
	Team Totals				11	-	17	28

Non-Scoring Reception	Rk	No.	Name	Excellents	Faults	Serve Receptions	Total Attempts	Succ. %
	1	19	KRIVITCHENKO Semen	8	1	12	21	38.10
	2	7	URSOV Kirill	4	-	10	14	28.57
	3	9	BOGDAN Denis	1	-	3	4	25.00
		3	SURMACHEVSKIY Andrey	-	-	3	3	
		8	PAKSHIN Roman	-	-	3	3	
		1	PANKOV Pavel	-	-	-	-	
		2	KLETS Kirill	-	-	-	-	
		4	KONONOV Aleksei	-	-	-	-	
		10	YAKOVLEV Dmitry	-	-	-	-	
		11	POROSHIN Roman	-	-	-	-	
		13	BELOGORTSEV Maksim	-	-	-	-	
		16	MELNIKOV Aleksandr	-	-	-	-	
	Limit	25.00%						
Team Totals				13	1	31	45	28.89



SUN 7 JUL 2019


Start Time 20:01 - End Time 21:17


Match Duration: 1h16


Match Statistics

P3

CHN - China

Scoring Spike	Rk	No.	Name	Spikes	Faults	Shots	Total Attempts	Eff %
	1	5	SHENG Hao	4	-	1	5	80.00
	2	7	WANG Hao	2	-	3	5	40.00
	3	6	REN Jian	7	3	6	16	25.00
	4	17	SHEN Jiaxin	3	2	2	7	14.29
		8	LIU Gaoqiang	4	4	2	10	
		1	XU Tongxi	2	6	2	10	
		9	CHEN Huake	1	1	-	2	
		12	WANG Tianfeng	-	-	1	1	
		2	WANG Chen	-	-	-	-	
		4	LI Tianhao	-	-	-	-	
		10	WU Pengzhi	-	-	-	-	
Limit	11	FU Xin	-	-	-	-		
15.00%	Team Totals			23	16	17	56	12.50

Scoring Block	Rk	No.	Name	Kill Blocks	Faults	Rebounds	Total Attempts	Avg. by Set
	1	7	WANG Hao	2	1	1	4	0.67
	2	6	REN Jian	1	-	-	1	0.33
		5	SHENG Hao	-	2	-	2	
		8	LIU Gaoqiang	-	1	1	2	
		11	FU Xin	-	1	1	2	
		12	WANG Tianfeng	-	1	1	2	
		1	XU Tongxi	-	-	1	1	
		2	WANG Chen	-	-	-	-	
		4	LI Tianhao	-	-	-	-	
		9	CHEN Huake	-	-	-	-	
		10	WU Pengzhi	-	-	-	-	
	17	SHEN Jiaxin	-	-	-	-		
	Team Totals			3	6	5	14	1.00

Scoring Service	Rk	No.	Name	Aces	Faults	Serve Hits	Total Attempts	Avg. by Set
	1	1	XU Tongxi	1	2	2	5	0.50
		11	FU Xin	-	-	10	10	
		6	REN Jian	-	3	5	8	
		7	WANG Hao	-	-	8	8	
		8	LIU Gaoqiang	-	-	7	7	
		5	SHENG Hao	-	-	6	6	
		9	CHEN Huake	-	-	4	4	
		17	SHEN Jiaxin	-	2	1	3	
		12	WANG Tianfeng	-	-	1	1	
		2	WANG Chen	-	-	-	-	
		4	LI Tianhao	-	-	-	-	
	10	WU Pengzhi	-	-	-	-		
	Team Totals			1	7	44	52	0.33

Team	Opponent Errors & Team Faults	38	-		
-------------	--	-----------	----------	--	--



SUN 7 JUL 2019


Start Time 20:01 - End Time 21:17


Match Duration: 1h16


Match Statistics

P3

CHN - China

Non-Scoring Dig	Rk	No.	Name	Digs	Faults	Receptions	Total Attempts	Avg. by Set
		4	LI Tianhao	-	2	2	4	
		6	REN Jian	-	4	-	4	
		8	LIU Gaoqiang	-	1	2	3	
		17	SHEN Jiabin	-	-	2	2	
		5	SHENG Hao	-	1	-	1	
		1	XU Tongxi	-	-	-	-	
		2	WANG Chen	-	-	-	-	
		7	WANG Hao	-	-	-	-	
		9	CHEN Huake	-	-	-	-	
		10	WU Pengzhi	-	-	-	-	
		11	FU Xin	-	-	-	-	
		12	WANG Tianfeng	-	-	-	-	
Team Totals				-	8	6	14	

Non-Scoring Set	Rk	No.	Name	Running Sets	Faults	Still Sets	Total Attempts	Avg. by Set	
	1	11	FU Xin	8	-	12	20	2.67	
		1	XU Tongxi	-	-	-	-		
		2	WANG Chen	-	-	-	-		
		4	LI Tianhao	-	-	-	-		
		5	SHENG Hao	-	-	-	-		
		6	REN Jian	-	-	-	-		
		7	WANG Hao	-	-	-	-		
		8	LIU Gaoqiang	-	-	-	-		
		9	CHEN Huake	-	-	-	-		
		10	WU Pengzhi	-	-	-	-		
		12	WANG Tianfeng	-	-	-	-		
		17	SHEN Jiabin	-	-	-	-		
	Team Totals				8	-	12	20	2.67

Non-Scoring Reception	Rk	No.	Name	Excellent	Faults	Serve Receptions	Total Attempts	Succ. %
	1	4	LI Tianhao	6	3	12	21	28.57
	2	1	XU Tongxi	2	-	6	8	25.00
	3	17	SHEN Jiabin	2	2	5	9	22.22
	4	8	LIU Gaoqiang	2	1	8	11	18.18
		9	CHEN Huake	-	3	2	5	
		2	WANG Chen	-	-	-	-	
		5	SHENG Hao	-	-	-	-	
		6	REN Jian	-	-	-	-	
		7	WANG Hao	-	-	-	-	
		10	WU Pengzhi	-	-	-	-	
		11	FU Xin	-	-	-	-	
		12	WANG Tianfeng	-	-	-	-	
Limit								
25.00%	Team Totals			12	9	33	54	22.22

LEGEND

Avg. Average

Eff. Efficiency

No. Shirt Number

Rk Rank

Suc Success %