



MON 8 JUL 2019

Start Time 17:30 - End Time 18:51

Match Duration: 1h21

### Match Statistics

P3


USA vs RUS  
0 3


| Team | Sets         | 1     | 2     | 3     | Total |
|------|--------------|-------|-------|-------|-------|
| USA  | 0            | 13    | 15    | 19    | 47    |
| RUS  | 3            | 25    | 25    | 25    | 75    |
|      | Playing Time | 23min | 24min | 25min | 1h12  |


First Referee: GHARIB (IRI)

Second Referee: NAVA (MEX)

### USA - United States

| Scoring Spike  | Rk                 | No. | Name                     | Spikes    | Faults    | Shots     | Total Attempts | Eff %        |
|--|--------------------|-----|--------------------------|-----------|-----------|-----------|----------------|--------------|
|  | 1                  | 11  | PRESHO Kyler Jacob       | 1         | -         | -         | 1              | 100.00       |
|  | 2                  | 12  | LEESON Blake Gregory     | 3         | -         | 2         | 5              | 60.00        |
|  | 3                  | 10  | MITCHEM Tyler Joseph     | 4         | 1         | 4         | 9              | 33.33        |
|  | 4                  | 1   | JASPER Jaylen Mario      | 6         | 4         | 2         | 12             | 16.67        |
|  | 5                  | 7   | SIEGFRIED Ethan Michael  | 4         | 3         | -         | 7              | 14.29        |
|  | 6                  | 2   | WILDMAN Brett McGehee    | 4         | 3         | 2         | 9              | 11.11        |
|  |                    | 13  | DIXON Parker Olin        | 2         | 2         | 2         | 6              |              |
|  |                    | 8   | BARSEMIAN Raymond Sarkis | 1         | 3         | 6         | 10             |              |
|  |                    | 4   | RATTRAY Brandon Michael  | -         | 1         | 1         | 2              |              |
|  |                    | 9   | GIBB Chandler John       | -         | -         | 1         | 1              |              |
|  |                    | 3   | ZOLG Garrett Christopher | -         | -         | -         | -              |              |
|  |                    | 6   | SIMMONS Michael Dean     | -         | -         | -         | -              |              |
|  | Limit              |     |                          |           |           |           |                |              |
| 15.00%   | <b>Team Totals</b> |     |                          | <b>25</b> | <b>17</b> | <b>20</b> | <b>62</b>      | <b>12.90</b> |

| Scoring Block  | Rk | No.                | Name                     | Kill Blocks | Faults   | Rebounds | Total Attempts | Avg. by Set |
|--|----|--------------------|--------------------------|-------------|----------|----------|----------------|-------------|
|  | 1  | 11                 | PRESHO Kyler Jacob       | 2           | -        | -        | 2              | 1.00        |
|  | 2  | 8                  | BARSEMIAN Raymond Sarkis | 1           | 1        | 2        | 4              | 0.50        |
|  |    | 10                 | MITCHEM Tyler Joseph     | -           | 2        | 1        | 3              |             |
|  |    | 1                  | JASPER Jaylen Mario      | -           | 1        | 1        | 2              |             |
|  |    | 12                 | LEESON Blake Gregory     | -           | 1        | 1        | 2              |             |
|  |    | 13                 | DIXON Parker Olin        | -           | 2        | -        | 2              |             |
|  |    | 2                  | WILDMAN Brett McGehee    | -           | -        | 1        | 1              |             |
|  |    | 7                  | SIEGFRIED Ethan Michael  | -           | -        | 1        | 1              |             |
|  |    | 9                  | GIBB Chandler John       | -           | 1        | -        | 1              |             |
|  |    | 3                  | ZOLG Garrett Christopher | -           | -        | -        | -              |             |
|  |    | 4                  | RATTRAY Brandon Michael  | -           | -        | -        | -              |             |
|  |    | 6                  | SIMMONS Michael Dean     | -           | -        | -        | -              |             |
|  |    | <b>Team Totals</b> |                          |             | <b>3</b> | <b>8</b> | <b>7</b>       | <b>18</b>   |

| Scoring Service  | Rk | No.                | Name                     | Aces | Faults   | Serve Hits | Total Attempts | Avg. by Set |
|--|----|--------------------|--------------------------|------|----------|------------|----------------|-------------|
|  | 1  | 11                 | PRESHO Kyler Jacob       | 1    | -        | 4          | 5              | 0.50        |
|  | 2  | 7                  | SIEGFRIED Ethan Michael  | 1    | 2        | 6          | 9              | 0.33        |
|  | 2  | 2                  | WILDMAN Brett McGehee    | 1    | 4        | 3          | 8              | 0.33        |
|  |    | 9                  | GIBB Chandler John       | -    | -        | 9          | 9              |             |
|  |    | 10                 | MITCHEM Tyler Joseph     | -    | -        | 4          | 4              |             |
|  |    | 1                  | JASPER Jaylen Mario      | -    | 2        | 1          | 3              |             |
|  |    | 12                 | LEESON Blake Gregory     | -    | -        | 3          | 3              |             |
|  |    | 13                 | DIXON Parker Olin        | -    | -        | 3          | 3              |             |
|  |    | 3                  | ZOLG Garrett Christopher | -    | -        | 2          | 2              |             |
|  |    | 8                  | BARSEMIAN Raymond Sarkis | -    | -        | 2          | 2              |             |
|  |    | 4                  | RATTRAY Brandon Michael  | -    | 1        | -          | 1              |             |
|  |    | 6                  | SIMMONS Michael Dean     | -    | -        | -          | -              |             |
|  |    | <b>Team Totals</b> |                          |      | <b>3</b> | <b>9</b>   | <b>37</b>      | <b>49</b>   |

| Team | Opponent Errors & Team Faults | 26 | - |  |  |
|------|-------------------------------|----|---|--|--|
|------|-------------------------------|----|---|--|--|



MON 8 JUL 2019


Start Time 17:30 - End Time 18:51


Match Duration: 1h21


### Match Statistics

P3

#### USA - United States

| Non-Scoring Dig  | Rk                 | No. | Name                     | Digs | Faults | Receptions | Total Attempts | Avg. by Set |
|--|--------------------|-----|--------------------------|------|--------|------------|----------------|-------------|
|  |                    | 3   | ZOLG Garrett Christopher | -    | 1      | 2          | 3              |             |
|  |                    | 1   | JASPER Jaylen Mario      | -    | -      | 1          | 1              |             |
|  |                    | 9   | GIBB Chandler John       | -    | -      | 1          | 1              |             |
|  |                    | 2   | WILDMAN Brett McGehee    | -    | -      | -          | -              |             |
|  |                    | 4   | RATTRAY Brandon Michael  | -    | -      | -          | -              |             |
|  |                    | 6   | SIMMONS Michael Dean     | -    | -      | -          | -              |             |
|  |                    | 7   | SIEGFRIED Ethan Michael  | -    | -      | -          | -              |             |
|  |                    | 8   | BARSEMIAN Raymond Sarkis | -    | -      | -          | -              |             |
|  |                    | 10  | MITCHEM Tyler Joseph     | -    | -      | -          | -              |             |
|  |                    | 11  | PRESHO Kyler Jacob       | -    | -      | -          | -              |             |
|  |                    | 12  | LEESON Blake Gregory     | -    | -      | -          | -              |             |
|  |                    | 13  | DIXON Parker Olin        | -    | -      | -          | -              |             |
|  | <b>Team Totals</b> |     |                          |      | -      | 1          | 4              | 5           |

| Non-Scoring Set  | Rk                 | No. | Name                     | Running Sets | Faults | Still Sets | Total Attempts | Avg. by Set |
|--|--------------------|-----|--------------------------|--------------|--------|------------|----------------|-------------|
|  |                    | 1   | JASPER Jaylen Mario      | -            | 1      | -          | 1              |             |
|  |                    | 6   | SIMMONS Michael Dean     | -            | 1      | -          | 1              |             |
|  |                    | 9   | GIBB Chandler John       | -            | 1      | -          | 1              |             |
|  |                    | 2   | WILDMAN Brett McGehee    | -            | -      | -          | -              |             |
|  |                    | 3   | ZOLG Garrett Christopher | -            | -      | -          | -              |             |
|  |                    | 4   | RATTRAY Brandon Michael  | -            | -      | -          | -              |             |
|  |                    | 7   | SIEGFRIED Ethan Michael  | -            | -      | -          | -              |             |
|  |                    | 8   | BARSEMIAN Raymond Sarkis | -            | -      | -          | -              |             |
|  |                    | 10  | MITCHEM Tyler Joseph     | -            | -      | -          | -              |             |
|  |                    | 11  | PRESHO Kyler Jacob       | -            | -      | -          | -              |             |
|  |                    | 12  | LEESON Blake Gregory     | -            | -      | -          | -              |             |
|  |                    | 13  | DIXON Parker Olin        | -            | -      | -          | -              |             |
|  | <b>Team Totals</b> |     |                          |              | -      | 3          | -              | 3           |

| Non-Scoring Reception  | Rk                 | No. | Name                     | Excellents | Faults | Serve Receptions | Total Attempts | Succ. % |
|--|--------------------|-----|--------------------------|------------|--------|------------------|----------------|---------|
|  | 1                  | 4   | RATTRAY Brandon Michael  | 2          | -      | -                | 2              | 100.00  |
|  | 1                  | 10  | MITCHEM Tyler Joseph     | 1          | -      | -                | 1              | 100.00  |
|  | 3                  | 6   | SIMMONS Michael Dean     | 6          | 2      | 9                | 17             | 35.29   |
|  | 4                  | 2   | WILDMAN Brett McGehee    | 4          | 2      | 6                | 12             | 33.33   |
|  | 5                  | 7   | SIEGFRIED Ethan Michael  | 5          | 3      | 11               | 19             | 26.32   |
|  | 6                  | 8   | BARSEMIAN Raymond Sarkis | 2          | 2      | 4                | 8              | 25.00   |
|  | 6                  | 1   | JASPER Jaylen Mario      | 1          | -      | 3                | 4              | 25.00   |
|  |                    | 11  | PRESHO Kyler Jacob       | -          | 1      | -                | 1              |         |
|  |                    | 12  | LEESON Blake Gregory     | -          | -      | 1                | 1              |         |
|  |                    | 3   | ZOLG Garrett Christopher | -          | -      | -                | -              |         |
|  |                    | 9   | GIBB Chandler John       | -          | -      | -                | -              |         |
|  |                    | 13  | DIXON Parker Olin        | -          | -      | -                | -              |         |
|  | <b>Limit</b>       |     |                          |            | 21     | 10               | 34             | 65      |
| 25.00%   | <b>Team Totals</b> |     |                          | 21         | 10     | 34               | 65             | 32.31   |



MON 8 JUL 2019


Start Time 17:30 - End Time 18:51


Match Duration: 1h21


### Match Statistics

P3

#### RUS - Russia

| Scoring Spike  | Rk           | No.                | Name                 | Spikes | Faults    | Shots     | Total Attempts | Eff %     |              |
|--|--------------|--------------------|----------------------|--------|-----------|-----------|----------------|-----------|--------------|
|  | 1            | 2                  | KLETS Kirill         | 5      | -         | -         | 5              | 100.00    |              |
|  | 1            | 1                  | PANKOV Pavel         | 1      | -         | -         | 1              | 100.00    |              |
|  | 3            | 9                  | BOGDAN Denis         | 4      | -         | 3         | 7              | 57.14     |              |
|  | 4            | 4                  | KONONOV Aleksei      | 3      | -         | 3         | 6              | 50.00     |              |
|  | 5            | 10                 | YAKOVLEV Dmitry      | 9      | 2         | 4         | 15             | 46.67     |              |
|  | 6            | 16                 | MELNIKOV Aleksandr   | 3      | 1         | 1         | 5              | 40.00     |              |
|  | 7            | 3                  | SURMACHEVSKIY Andrey | 7      | 3         | 2         | 12             | 33.33     |              |
|  |              | 7                  | URSOV Kirill         | 1      | 2         | 2         | 5              |           |              |
|  |              | 8                  | PAKSHIN Roman        | 1      | 1         | -         | 2              |           |              |
|  |              | 13                 | BELOGORTSEV Maksim   | 1      | 1         | -         | 2              |           |              |
|  |              | 11                 | POROSHIN Roman       | -      | -         | 1         | 1              |           |              |
|  |              | 19                 | KRIVITCHENKO Semen   | -      | -         | -         | -              |           |              |
|  | <b>Limit</b> |                    |                      |        |           |           |                |           |              |
|  | 15.00%       | <b>Team Totals</b> |                      |        | <b>35</b> | <b>10</b> | <b>16</b>      | <b>61</b> | <b>40.98</b> |

| Scoring Block   | Rk                 | No. | Name                 | Kill Blocks | Faults   | Rebounds | Total Attempts | Avg. by Set |             |
|---|--------------------|-----|----------------------|-------------|----------|----------|----------------|-------------|-------------|
|  | 1                  | 13  | BELOGORTSEV Maksim   | 1           | -        | -        | 1              | 1.00        |             |
|   | 2                  | 16  | MELNIKOV Aleksandr   | 1           | 3        | 1        | 5              | 0.50        |             |
|   | 2                  | 9   | BOGDAN Denis         | 1           | -        | -        | 1              | 0.50        |             |
|   | 4                  | 4   | KONONOV Aleksei      | 1           | 2        | 5        | 8              | 0.33        |             |
|   | 4                  | 10  | YAKOVLEV Dmitry      | 1           | -        | -        | 1              | 0.33        |             |
|   |                    | 7   | URSOV Kirill         | -           | -        | 2        | 2              |             |             |
|   |                    | 11  | POROSHIN Roman       | -           | 1        | 1        | 2              |             |             |
|   |                    | 1   | PANKOV Pavel         | -           | -        | -        | -              |             |             |
|   |                    | 2   | KLETS Kirill         | -           | -        | -        | -              |             |             |
|   |                    | 3   | SURMACHEVSKIY Andrey | -           | -        | -        | -              |             |             |
|   |                    | 8   | PAKSHIN Roman        | -           | -        | -        | -              |             |             |
|   |                    | 19  | KRIVITCHENKO Semen   | -           | -        | -        | -              |             |             |
|   | <b>Team Totals</b> |     |                      |             | <b>5</b> | <b>6</b> | <b>9</b>       | <b>20</b>   | <b>1.67</b> |

| Scoring Service  | Rk                 | No. | Name                 | Aces | Faults    | Serve Hits | Total Attempts | Avg. by Set |             |
|--|--------------------|-----|----------------------|------|-----------|------------|----------------|-------------|-------------|
|  | 1                  | 3   | SURMACHEVSKIY Andrey | 6    | 2         | 4          | 12             | 2.00        |             |
|  | 2                  | 4   | KONONOV Aleksei      | 2    | 3         | 9          | 14             | 0.67        |             |
|  | 3                  | 16  | MELNIKOV Aleksandr   | 1    | 1         | 4          | 6              | 0.50        |             |
|  | 4                  | 10  | YAKOVLEV Dmitry      | 1    | -         | 11         | 12             | 0.33        |             |
|  |                    | 2   | KLETS Kirill         | -    | -         | 7          | 7              |             |             |
|  |                    | 9   | BOGDAN Denis         | -    | -         | 7          | 7              |             |             |
|  |                    | 11  | POROSHIN Roman       | -    | 1         | 4          | 5              |             |             |
|  |                    | 7   | URSOV Kirill         | -    | 1         | 3          | 4              |             |             |
|  |                    | 13  | BELOGORTSEV Maksim   | -    | -         | 3          | 3              |             |             |
|  |                    | 8   | PAKSHIN Roman        | -    | -         | 2          | 2              |             |             |
|  |                    | 1   | PANKOV Pavel         | -    | -         | 1          | 1              |             |             |
|  |                    | 19  | KRIVITCHENKO Semen   | -    | -         | -          | -              |             |             |
|  | <b>Team Totals</b> |     |                      |      | <b>10</b> | <b>8</b>   | <b>55</b>      | <b>73</b>   | <b>3.33</b> |

| Team | Opponent Errors & Team Faults |    |   |  |
|------|-------------------------------|----|---|--|
|      |                               | 43 | - |  |



MON 8 JUL 2019


Start Time 17:30 - End Time 18:51


Match Duration: 1h21


### Match Statistics

P3

#### RUS - Russia

| Non-Scoring Dig  | Rk | No.            | Name                 | Digs | Faults | Receptions | Total Attempts | Avg. by Set |
|--|----|----------------|----------------------|------|--------|------------|----------------|-------------|
|  |    | 3              | SURMACHEVSKIY Andrey | -    | -      | 2          | 2              |             |
|  |    | 13             | BELOGORTSEV Maksim   | -    | -      | 2          | 2              |             |
|  |    | 19             | KRIVITCHENKO Semen   | -    | -      | 2          | 2              |             |
|  |    | 7              | URSOV Kirill         | -    | 1      | -          | 1              |             |
|  |    | 9              | BOGDAN Denis         | -    | -      | 1          | 1              |             |
|  |    | 16             | MELNIKOV Aleksandr   | -    | 1      | -          | 1              |             |
|  |    | 1              | PANKOV Pavel         | -    | -      | -          | -              |             |
|  |    | 2              | KLETS Kirill         | -    | -      | -          | -              |             |
|  |    | 4              | KONONOV Aleksei      | -    | -      | -          | -              |             |
|  |    | 8              | PAKSHIN Roman        | -    | -      | -          | -              |             |
|  |    | 10             | YAKOVLEV Dmitry      | -    | -      | -          | -              |             |
|  | 11 | POROSHIN Roman | -                    | -    | -      | -          |                |             |
| <b>Team Totals</b>   |    |                |                      | -    | 2      | 7          | 9              |             |

| Non-Scoring Set  | Rk | No.                | Name                 | Running Sets | Faults | Still Sets | Total Attempts | Avg. by Set |
|--|----|--------------------|----------------------|--------------|--------|------------|----------------|-------------|
|  |    | 1                  | PANKOV Pavel         | -            | -      | -          | -              |             |
|  |    | 2                  | KLETS Kirill         | -            | -      | -          | -              |             |
|  |    | 3                  | SURMACHEVSKIY Andrey | -            | -      | -          | -              |             |
|  |    | 4                  | KONONOV Aleksei      | -            | -      | -          | -              |             |
|  |    | 7                  | URSOV Kirill         | -            | -      | -          | -              |             |
|  |    | 8                  | PAKSHIN Roman        | -            | -      | -          | -              |             |
|  |    | 9                  | BOGDAN Denis         | -            | -      | -          | -              |             |
|  |    | 10                 | YAKOVLEV Dmitry      | -            | -      | -          | -              |             |
|  |    | 11                 | POROSHIN Roman       | -            | -      | -          | -              |             |
|  |    | 13                 | BELOGORTSEV Maksim   | -            | -      | -          | -              |             |
|  |    | 16                 | MELNIKOV Aleksandr   | -            | -      | -          | -              |             |
|  | 19 | KRIVITCHENKO Semen | -                    | -            | -      | -          |                |             |
| <b>Team Totals</b>   |    |                    |                      | -            | -      | -          | -              |             |

| Non-Scoring Reception  | Rk                 | No.                | Name                 | Excellents | Faults | Serve Receptions | Total Attempts | Succ. % |
|--|--------------------|--------------------|----------------------|------------|--------|------------------|----------------|---------|
|  | 1                  | 9                  | BOGDAN Denis         | 4          | -      | -                | 4              | 100.00  |
|  | 1                  | 8                  | PAKSHIN Roman        | 2          | -      | -                | 2              | 100.00  |
|  | 3                  | 7                  | URSOV Kirill         | 9          | 1      | -                | 10             | 90.00   |
|  | 4                  | 3                  | SURMACHEVSKIY Andrey | 8          | 2      | 4                | 14             | 57.14   |
|  | 5                  | 19                 | KRIVITCHENKO Semen   | 3          | -      | 6                | 9              | 33.33   |
|  |                    | 10                 | YAKOVLEV Dmitry      | -          | -      | 1                | 1              |         |
|  |                    | 1                  | PANKOV Pavel         | -          | -      | -                | -              |         |
|  |                    | 2                  | KLETS Kirill         | -          | -      | -                | -              |         |
|  |                    | 4                  | KONONOV Aleksei      | -          | -      | -                | -              |         |
|  |                    | 11                 | POROSHIN Roman       | -          | -      | -                | -              |         |
|  |                    | 13                 | BELOGORTSEV Maksim   | -          | -      | -                | -              |         |
|  | 16                 | MELNIKOV Aleksandr | -                    | -          | -      | -                |                |         |
| <b>Limit</b>   |                    |                    |                      |            |        |                  |                |         |
| 25.00%   | <b>Team Totals</b> |                    |                      | 26         | 3      | 11               | 40             | 65.00   |

#### LEGEND

Avg. Average      Eff. Efficiency      No. Shirt Number      Rk Rank      Succ Success %