



THU 11 JUL 2019

Start Time 11:59 - End Time 13:53

Match Duration: 1h54

Match Statistics

P3


RUS vs JPN
3 1


Team	Sets	1	2	3	4	Total
RUS	3	25	25	23	25	98
JPN	1	21	11	25	14	71
	Playing Time	28min	20min	31min	23min	1h42


First Referee: COUTINHO (BRA)

Second Referee: CAREAGA (CHI)

RUS - Russia

Scoring Spike	Rk	No.	Name	Spikes	Faults	Shots	Total Attempts	Eff %	
	1	2	KLETS Kirill	2	-	-	2	100.00	
	2	4	KONONOV Aleksei	8	-	4	12	66.67	
	3	16	MELNIKOV Aleksandr	8	1	2	11	63.64	
	4	10	YAKOVLEV Dmitry	18	2	8	28	57.14	
	5	3	SURMACHEVSKIY Andrey	10	3	7	20	35.00	
		9	BOGDAN Denis	6	4	12	22		
		11	POROSHIN Roman	-	-	1	1		
		1	PANKOV Pavel	-	-	-	-		
		7	URSOV Kirill	-	-	-	-		
		8	PAKSHIN Roman	-	-	-	-		
		13	BELOGORTSEV Maksim	-	-	-	-		
		19	KRIVITCHENKO Semen	-	-	-	-		
	Limit								
	15.00%								
	Team Totals				52	10	34	96	43.75

Scoring Block	Rk	No.	Name	Kill Blocks	Faults	Rebounds	Total Attempts	Avg. by Set	
	1	9	BOGDAN Denis	3	1	4	8	0.75	
	1	3	SURMACHEVSKIY Andrey	3	3	-	6	0.75	
	1	11	POROSHIN Roman	3	-	1	4	0.75	
	4	4	KONONOV Aleksei	2	2	6	10	0.50	
	4	10	YAKOVLEV Dmitry	2	5	2	9	0.50	
		16	MELNIKOV Aleksandr	-	3	9	12		
		1	PANKOV Pavel	-	-	-	-		
		2	KLETS Kirill	-	-	-	-		
		7	URSOV Kirill	-	-	-	-		
		8	PAKSHIN Roman	-	-	-	-		
		13	BELOGORTSEV Maksim	-	-	-	-		
		19	KRIVITCHENKO Semen	-	-	-	-		
	Team Totals				13	14	22	49	3.25

Scoring Service	Rk	No.	Name	Aces	Faults	Serve Hits	Total Attempts	Avg. by Set	
	1	10	YAKOVLEV Dmitry	5	6	16	27	1.25	
	2	3	SURMACHEVSKIY Andrey	4	3	7	14	1.00	
	3	16	MELNIKOV Aleksandr	2	3	9	14	0.50	
	4	2	KLETS Kirill	1	-	-	1	0.33	
	5	9	BOGDAN Denis	1	7	7	15	0.25	
		11	POROSHIN Roman	-	-	16	16		
		4	KONONOV Aleksei	-	1	9	10		
		1	PANKOV Pavel	-	-	-	-		
		7	URSOV Kirill	-	-	-	-		
		8	PAKSHIN Roman	-	-	-	-		
		13	BELOGORTSEV Maksim	-	-	-	-		
		19	KRIVITCHENKO Semen	-	-	-	-		
	Team Totals				13	20	64	97	3.25

Team	Opponent Errors & Team Faults	48	-		
------	-------------------------------	----	---	--	--



THU 11 JUL 2019


Start Time 11:59 - End Time 13:53


Match Duration: 1h54


Match Statistics

P3

RUS - Russia

Non-Scoring Dig	Rk	No.	Name	Digs	Faults	Receptions	Total Attempts	Avg. by Set
		19	KRIVITCHENKO Semen	-	2	12	14	
		10	YAKOVLEV Dmitry	-	-	5	5	
		3	SURMACHEVSKIY Andrey	-	1	3	4	
		9	BOGDAN Denis	-	-	2	2	
		11	POROSHIN Roman	-	1	1	2	
		16	MELNIKOV Aleksandr	-	-	2	2	
		4	KONONOV Aleksei	-	-	1	1	
		1	PANKOV Pavel	-	-	-	-	
		2	KLETS Kirill	-	-	-	-	
		7	URSOV Kirill	-	-	-	-	
		8	PAKSHIN Roman	-	-	-	-	
		13	BELOGORTSEV Maksim	-	-	-	-	
	Team Totals				-	4	26	30

Non-Scoring Set	Rk	No.	Name	Running Sets	Faults	Still Sets	Total Attempts	Avg. by Set
		10	YAKOVLEV Dmitry	-	1	-	1	
		1	PANKOV Pavel	-	-	-	-	
		2	KLETS Kirill	-	-	-	-	
		3	SURMACHEVSKIY Andrey	-	-	-	-	
		4	KONONOV Aleksei	-	-	-	-	
		7	URSOV Kirill	-	-	-	-	
		8	PAKSHIN Roman	-	-	-	-	
		9	BOGDAN Denis	-	-	-	-	
		11	POROSHIN Roman	-	-	-	-	
		13	BELOGORTSEV Maksim	-	-	-	-	
		16	MELNIKOV Aleksandr	-	-	-	-	
		19	KRIVITCHENKO Semen	-	-	-	-	
	Team Totals				-	1	-	1

Non-Scoring Reception	Rk	No.	Name	Excellents	Faults	Serve Receptions	Total Attempts	Succ. %
	1	9	BOGDAN Denis	8	1	7	16	50.00
	1	16	MELNIKOV Aleksandr	1	1	-	2	50.00
	3	3	SURMACHEVSKIY Andrey	8	1	8	17	47.06
	4	19	KRIVITCHENKO Semen	6	-	18	24	25.00
		7	URSOV Kirill	-	-	1	1	
		10	YAKOVLEV Dmitry	-	-	1	1	
		1	PANKOV Pavel	-	-	-	-	
		2	KLETS Kirill	-	-	-	-	
		4	KONONOV Aleksei	-	-	-	-	
		8	PAKSHIN Roman	-	-	-	-	
		11	POROSHIN Roman	-	-	-	-	
		13	BELOGORTSEV Maksim	-	-	-	-	
	Limit							
25.00%	Team Totals			23	3	35	61	37.70



THU 11 JUL 2019


Start Time 11:59 - End Time 13:53


Match Duration: 1h54


Match Statistics

P3

JPN - Japan

Scoring Spike	Rk	No.	Name	Spikes	Faults	Shots	Total Attempts	Eff %
	1	2	KATSUOKA Masato	2	-	1	3	66.67
	2	7	MURAYAMA Go	6	1	3	10	50.00
	3	9	KASHIMURA Hirohito	3	1	1	5	40.00
	4	1	TAKANASHI Kenta	5	3	5	13	15.38
	5	3	HIGUCHI Yuki	6	3	12	21	14.29
		6	MIYAURA Kento	14	9	15	38	
		4	ARAI Yudai	-	-	1	1	
		11	EIRO Motoki	-	-	1	1	
		5	KORI Hiroya	-	-	-	-	
		8	UMEMOTO Rintaro	-	-	-	-	
		10	KOBAYASHI Mitsuki	-	-	-	-	
		12	OGAWA Tomohiro	-	-	-	-	
Limit								
15.00%	Team Totals			36	17	39	92	20.65

Scoring Block	Rk	No.	Name	Kill Blocks	Faults	Rebounds	Total Attempts	Avg. by Set
	1	1	TAKANASHI Kenta	1	1	2	4	0.25
	1	3	HIGUCHI Yuki	1	2	-	3	0.25
		10	KOBAYASHI Mitsuki	-	2	4	6	
		6	MIYAURA Kento	-	3	-	3	
		9	KASHIMURA Hirohito	-	1	2	3	
		7	MURAYAMA Go	-	-	1	1	
		2	KATSUOKA Masato	-	-	-	-	
		4	ARAI Yudai	-	-	-	-	
		5	KORI Hiroya	-	-	-	-	
		8	UMEMOTO Rintaro	-	-	-	-	
		11	EIRO Motoki	-	-	-	-	
		12	OGAWA Tomohiro	-	-	-	-	
Team Totals				2	9	9	20	0.50

Scoring Service	Rk	No.	Name	Aces	Faults	Serve Hits	Total Attempts	Avg. by Set
	1	3	HIGUCHI Yuki	1	1	12	14	0.25
	1	7	MURAYAMA Go	1	1	12	14	0.25
	1	6	MIYAURA Kento	1	1	7	9	0.25
		1	TAKANASHI Kenta	-	2	9	11	
		10	KOBAYASHI Mitsuki	-	-	10	10	
		9	KASHIMURA Hirohito	-	2	5	7	
		11	EIRO Motoki	-	1	2	3	
		2	KATSUOKA Masato	-	1	1	2	
		4	ARAI Yudai	-	1	-	1	
		5	KORI Hiroya	-	1	-	1	
		8	UMEMOTO Rintaro	-	-	-	-	
		12	OGAWA Tomohiro	-	-	-	-	
Team Totals				3	11	58	72	0.75

Team	Opponent Errors & Team Faults			
		50	-	



THU 11 JUL 2019


Start Time 11:59 - End Time 13:53


Match Duration: 1h54


Match Statistics

P3

JPN - Japan

Non-Scoring Dig	Rk	No.	Name	Digs	Faults	Receptions	Total Attempts	Avg. by Set
		12	OGAWA Tomohiro	-	2	12	14	
		1	TAKANASHI Kenta	-	3	3	6	
		7	MURAYAMA Go	-	1	2	3	
		10	KOBAYASHI Mitsuki	-	2	1	3	
		3	HIGUCHI Yuki	-	1	1	2	
		2	KATSUOKA Masato	-	-	1	1	
		6	MIYAURA Kento	-	-	1	1	
		4	ARAI Yudai	-	-	-	-	
		5	KORI Hiroya	-	-	-	-	
		8	UMEMOTO Rintaro	-	-	-	-	
		9	KASHIMURA Hirohito	-	-	-	-	
	11	EIRO Motoki	-	-	-	-		
Team Totals				-	9	21	30	

Non-Scoring Set	Rk	No.	Name	Running Sets	Faults	Still Sets	Total Attempts	Avg. by Set
		10	KOBAYASHI Mitsuki	-	1	-	1	
		1	TAKANASHI Kenta	-	-	-	-	
		2	KATSUOKA Masato	-	-	-	-	
		3	HIGUCHI Yuki	-	-	-	-	
		4	ARAI Yudai	-	-	-	-	
		5	KORI Hiroya	-	-	-	-	
		6	MIYAURA Kento	-	-	-	-	
		7	MURAYAMA Go	-	-	-	-	
		8	UMEMOTO Rintaro	-	-	-	-	
		9	KASHIMURA Hirohito	-	-	-	-	
		11	EIRO Motoki	-	-	-	-	
		12	OGAWA Tomohiro	-	-	-	-	
Team Totals				-	1	-	1	

Non-Scoring Reception	Rk	No.	Name	Excellents	Faults	Serve Receptions	Total Attempts	Succ. %
	1	2	KATSUOKA Masato	4	-	3	7	57.14
	2	3	HIGUCHI Yuki	13	4	16	33	39.39
	3	12	OGAWA Tomohiro	5	5	11	21	23.81
	4	1	TAKANASHI Kenta	2	2	5	9	22.22
		9	KASHIMURA Hirohito	-	1	-	1	
		10	KOBAYASHI Mitsuki	-	1	-	1	
		4	ARAI Yudai	-	-	-	-	
		5	KORI Hiroya	-	-	-	-	
		6	MIYAURA Kento	-	-	-	-	
		7	MURAYAMA Go	-	-	-	-	
		8	UMEMOTO Rintaro	-	-	-	-	
	11	EIRO Motoki	-	-	-	-		
Limit	25.00%							
Team Totals				24	13	35	72	33.33

LEGEND

Avg. Average

Eff. Efficiency

No. Shirt Number

Rk Rank

Succ Success %